


**Stars:** Teachers can earn up to five stars per report. This number reflects the total stars earned for **this LENA Day only**.

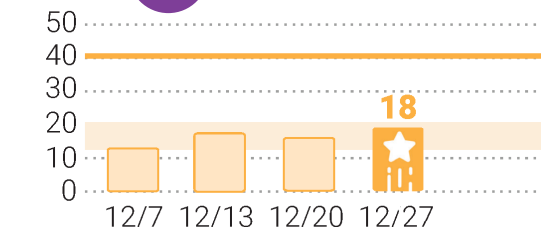


You earned **1 Room Average Star** because Daily Turns are higher than the average of the 3 previous day(s)!

### Daily Turns

shows the average number of conversational turns (adult-child interactions) per hour on each LENA Day.

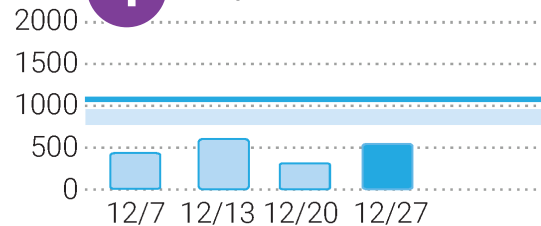
### 3 Daily Turns



### Daily Adult Words

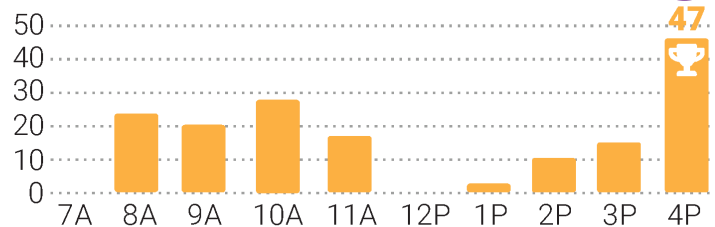
shows adult word count estimates. LENA does not recognize specific words. It estimates word counts based on syllable counts and sound distributions.

### 4 Daily Adult Words

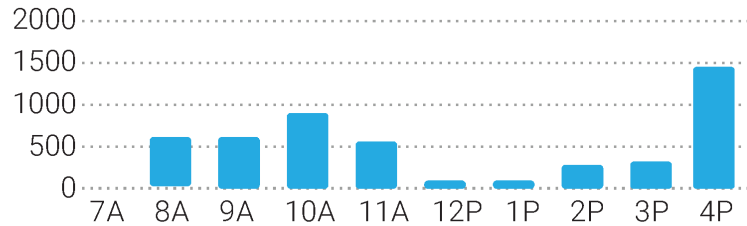


— Average in home environment for similar average age  
— Typical range in child care for similar average age

### Hourly Turns



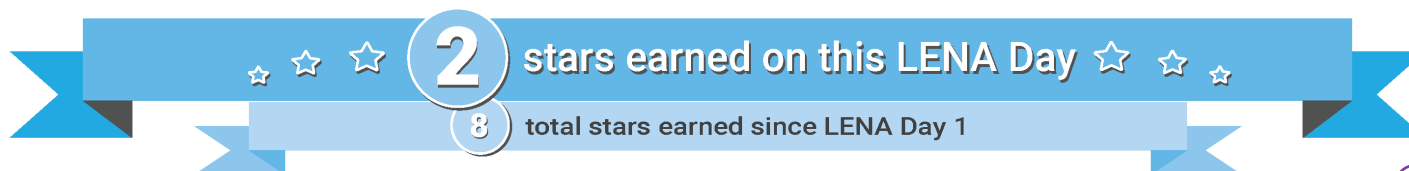
### Hourly Adult Words



**Daily** graphs show the average hourly Words or Turns per child on a LENA Day.  
**Hourly** graphs show the average Words or Turns per child in an hour.

**Total stars in this sequence:** This number reflects the total stars earned up **through the most recent LENA Day**.

**The hourly graphs** in the right-hand column show average adult words and turns across each hour of the day on the most recent LENA Day.

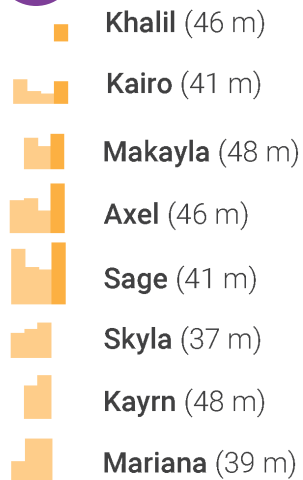


You earned **1 Interaction Star** because all children experienced **5 or more** turns per hour on average!

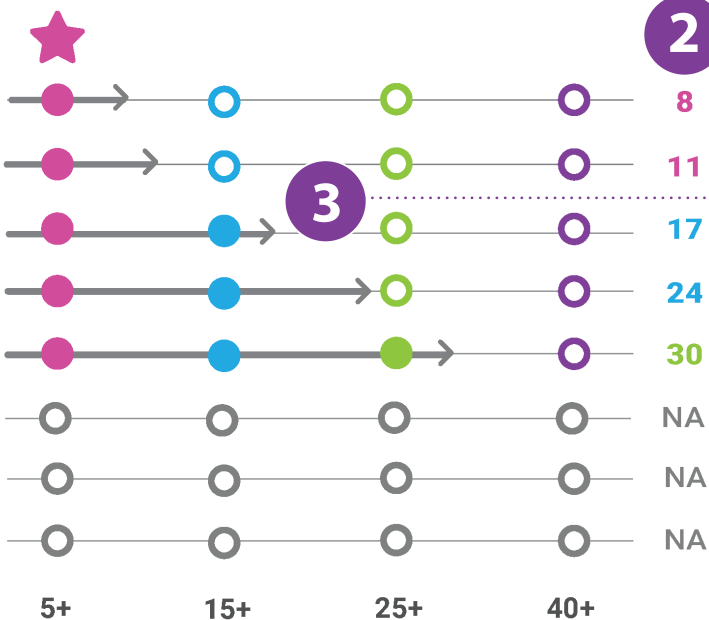
### Average turns over time:

This number shows a child's progress week by week, with the darkest bar indicating the most recent LENA Day. Any gaps in the graph indicate that the child did not participate in that LENA Day.

1



### Interaction Chart: Daily Turns per Child



2

8

11

17

24

30

NA

NA

NA

NA

Daily Turns per Child shows this LENA Day's average hourly turns for a child.  
Gold bars to the left of child's name show previous LENA Days compared to this LENA Day (darker gold).

### Average hourly turns:

This number shows the average turns each child experienced per hour.

### Progress relative to benchmarks:

The turns each child experiences are plotted against **nationwide benchmarks** gathered from thousands of children.



25+ turns for the first time!

4

**Goal met:** The clapping hands icon appears when a child meets a new benchmark or goal.

**Average Hourly Adult Words:** The average adult words spoken near the child plotted against nationwide benchmarks gathered from thousands of children.

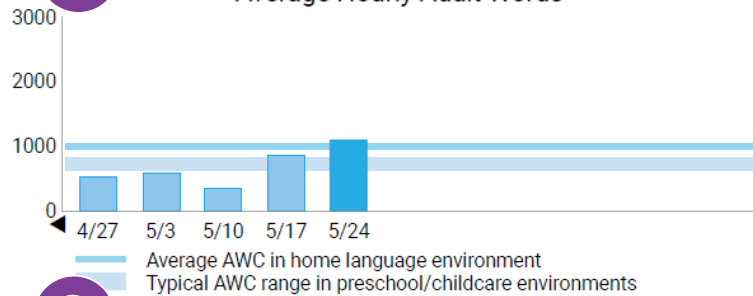
**CONFIDENTIAL**

**Rainbow Center - S05 Rainbow - Purple - 2020 Fall - 5/24/22**

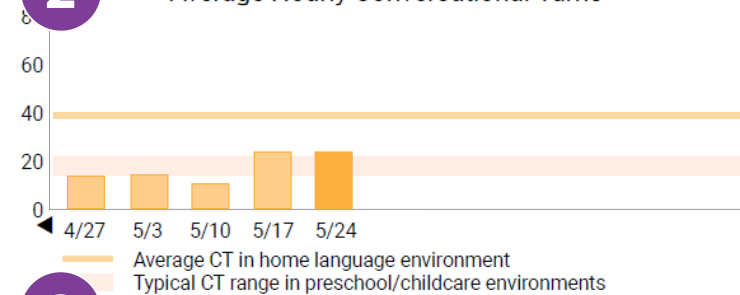
**Hourly counts** for adult words, conversational turns, and child vocalizations for the highlighted day.

**Axel Purple (46 months as of 5/24/22)**

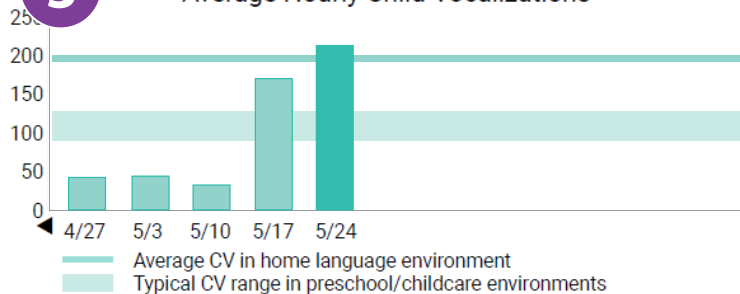
**1** Average Hourly Adult Words



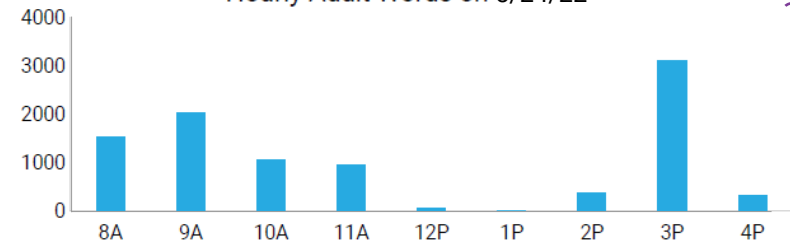
**2** Average Hourly Conversational Turns



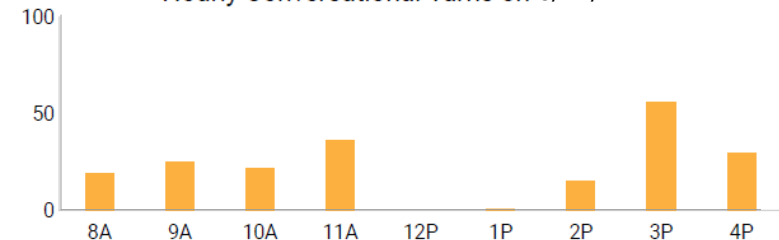
**3** Average Hourly Child Vocalizations



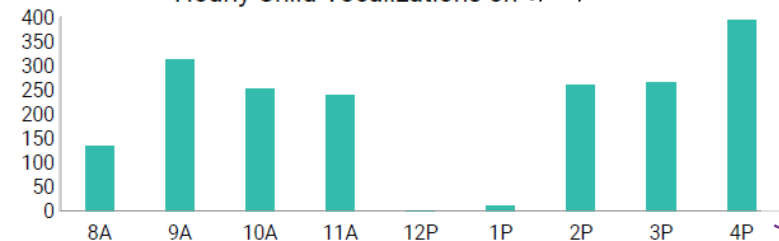
Hourly Adult Words on 5/24/22



Hourly Conversational Turns on 5/24/22



Hourly Child Vocalizations on 5/24/22



06-03-2022, 3:26:29 PM

**Average Hourly Turns:**

The average back-and-forth interactions between the child and adults week by week.

**Average Hourly Child Vocalizations:**

The average number of vocalizations expressed by the child, indicating opportunities for adult engagement.

# The Celebration Report

**Aggregated reporting:** This report can be generated at the room, site, or account level to show impact and celebrate success. This example celebrates a whole county's use of LENA Grow!



**Total stars**

**Note:**

- **Conversational Turns** are back-and-forth exchanges between adults and children.
- **Interaction Stars** are earned when rooms meet a specific benchmark level of interaction for all children.

**100 Stars**



for Room Average Conversational Turns

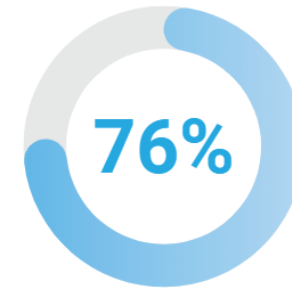
**133 Stars**



for Interaction

By the end of the program...

3



of children were experiencing **15 or more turns per hour**

By the end of the program...



of children were experiencing **5 or more turns per hour**

**End of program benchmarks:**

The percent of children experiencing a benchmark level of turns by the end of the program.

2

In 14 room(s), a total of 95 children experienced...

**5,082,625**

Adult Words

**155,447**

Conversational Turns

in 144 LENA Days from 9/7/2021 - 6/3/2022

**Totals:** The sum total of stars, words, and turns across all rooms, celebrating the magnitude of your LENA Grow implementation.