



# ANVIL PIPE HANGERS AND SUPPORTS PRICE LIST AND CONDENSED CATALOG

Price Sheet PH-9.17 | Effective: September 4, 2017 | Cancels Price Sheet PH-1.17 of January 30, 2017

**FOR THE MOST CURRENT PRODUCT / PRICING INFORMATION ON ANVIL PRODUCTS,  
PLEASE VISIT OUR WEBSITE AT [WWW.ANVILINTL.COM](http://WWW.ANVILINTL.COM)**

## **FREIGHT ALLOWANCE:**

All prices are F.O.B. point of shipment. On shipments weighing 2,500 pounds or more, rail freight—or motor freight at the lowest published rate—is allowed to all continental U.S. rail points or all U.S. highway points listed in published tariffs (Alaska and Hawaii excluded). In no case will more than actual freight be allowed.

## **NOTE:**

All orders are accepted on the basis of prices in effect at the time of shipment.

## **NOTICE:**

To the prices and terms quoted, there will be added any manufacturers or sales tax payable on the transaction under any effective statute.

## **GENERAL**

- UPC numbers are available upon request.
- To obtain current ISO certifications, listings, and other approvals, visit Anvil's website at [www.anvilintl.com](http://www.anvilintl.com).
- Pricing is subject to change without notice. Go to Anvil's website for the most current list price information, or contact your local Anvil representative.

## **LOSS OR DAMAGE CLAIMS:**

All goods are shipped at buyer's risk. Shipments should be carefully examined upon delivery and before the carrier's delivery receipt is signed. If any loss or damage is evident, the buyer should make an appropriate notation on the delivery receipt and insist that the carrier's driver initial such exception. The contents of all packages should be carefully examined for concealed damage as soon as possible after delivery, so that the carrier can be requested, within 48 hours after delivery, to arrange for prompt inspection of the damaged goods.

**NORTHERN REGION  
CUSTOMER SERVICE CENTER**  
800-301-2701

**SOUTHERN REGION  
CUSTOMER SERVICE CENTER**  
800-451-4414

[www.anvilintl.com](http://www.anvilintl.com)

## 1. CONTROLLING PROVISIONS:

These terms and conditions shall control with respect to any purchase order or sale of Seller's products. No waiver, alteration or modification of these terms and conditions whether on Buyer's purchase order or otherwise shall be valid unless the waiver, alteration or modification is specifically accepted in writing and signed by an authorized representative of Seller.

## 2. DELIVERY:

Seller will make every effort to complete delivery of products as indicated on Seller's acceptance of an order, but Seller assumes no responsibility or liability, and will accept no back charge, for loss or damage due to delay or inability to deliver caused by acts of God, war, labor difficulties, accident, delays of carriers, by contractors or suppliers, inability to obtain materials, shortages of fuel and energy, or any other causes of any kind whatever beyond the control of Seller. Seller may terminate any contract of sale of its products without liability of any nature, by written notice to Buyer, in the event that the delay in delivery or performance resulting from any of the aforesaid causes shall continue for a period of sixty (60) days. Under no circumstances shall Seller be liable for any special or consequential damages or for loss, damage, or expense (whether or not based on negligence) directly or indirectly arising from delays or failure to give notice of delay.

## 3. WARRANTY:

Seller warrants for one year from the date of shipment Seller's manufactured products to the extent that Seller will replace those having defects in material or workmanship when used for the purpose and in the manner which Seller recommends. If Seller examination shall disclose to its satisfaction that the products are defective, and an adjustment is required, the amount of such adjustment shall not exceed the net sales price of the defective products and no allowance will be made for labor or expense of repairing or replacing defective products or workmanship of damage resulting from the same. Seller warrants the products which it sells of other manufacturers to the extent of the warranties of their respective makers. Where engineering design or fabrication work is supplied. Buyer's acceptance of Seller's design or of delivery of work shall relieve Seller of all further obligation, other than expressed in Seller's product warranty. THIS IS SELLER'S SOLE WARRANTY. SELLER MAKES NO OTHER WARRANTY OF ANY KIND, EXPRESSED OR IMPLIED AND ALL IMPLIED WARRANTIES OF MERCHANTABILITY AND FOR A PARTICULAR PURPOSE WHICH EXCEED SELLER'S AFORESTATED OBLIGATION ARE HEREBY DISCLAIMED BY SELLER AND EXCLUDED FROM THIS WARRANTY. Seller neither assumes, nor authorizes any person to assume for it, any other obligation in connection with the sale of its engineering designs or products. This warranty shall not apply to any products or parts of products which (a) have been repaired or altered outside of Seller's factory, in any manner; (b) have been subjected to misuse, negligence or accidents; (c) have been used in a manner contrary to Seller's instructions or recommendations. Seller shall not be responsible for design errors due to inaccurate or incomplete information supplied by Buyer or its representatives.

## 4. SELLER'S LIABILITY:

Seller will not be liable for any loss, damage, cost of repairs, incidental or consequential damages of any kind, whether based upon warranty (except for the obligation accepted by Seller under "Warranty" above), contract or negligence, arising in connection with the design, manufacture, sale, use or repair of the products or of the engineering designs supplied to Buyer.

## 5. RETURNS:

Seller cannot accept return of any products unless its written permission has been first obtained, in which case same will be credited subject to the following: (a) all material returned must, on its arrival at Seller's Plant, be found to be in first-class condition; if not, cost of putting in saleable condition will be deducted from credit memoranda; (b) a handling charge deduction of twenty percent (20%) will be made from all credit memoranda issued for material returned; and (c) transportation charges, if not prepaid, will be deducted from credit memoranda.

## 6. SHIPMENTS:

All products sent out will be carefully examined, counted and packed. The cost of any special packing or special handling caused by Buyer's requirements or requests shall be added to the amount of the order. No claim for shortages will be allowed unless made in writing within ten (10) days of receipt of a shipment. Claims for products damaged or lost in transit should be made on the carrier, as Seller's responsibility ceases, and title passes, on delivery to the carrier.

## 7. SPECIAL PRODUCTS:

Orders covering special or nonstandard products are not subject to cancellation except on such terms as Seller may specify on application.

## 8. PRICES AND DESIGNS:

Prices and designs are subject to change without notice. All prices are F.O.B. Point of shipment, unless otherwise stated.

## 9. TAXES:

The amount of any sales, excise or other taxes, if any, applicable to the products covered by this order, shall be paid by Buyer unless Buyer provides Seller with an exemption certificate acceptable to the taxing authorities.

## 10. NUCLEAR PLANTS:

Where the products, engineering design or fabrication are utilized in nuclear plant applications, Buyer agrees: (a) to take all necessary steps to add Seller as an insured under the property insurance policies and nuclear liability insurance policies covering the nuclear power plant facility at which the products, engineering design or fabrication are utilized; (b) to obtain a waiver of any claims against Seller by the nuclear power plant owner and a waiver of subrogation against Seller from such owners' property insurer with respect to any loss or damage to property at the nuclear power plant site arising from the products, engineering design or fabrication; (c) to indemnify and hold Seller harmless against all claims, costs, expenses (including attorneys fees), loss, damage, or other liability that Seller would not have incurred but for Buyer's failure to comply with subsections (a) and (b) of this Section 10; and (d) to indemnify and hold Seller harmless with respect to any personal injury (or death), property damage or other loss resulting from a nuclear incident which is caused directly or indirectly by defective design, material or workmanship furnished by Seller.

## 11. MINIMUM INVOICE:

\$100.00 plus transportation.

## 12. TERMS:

Cash, net 30 days unless otherwise specified.

NOTE: All orders are accepted on the basis of prices in effect at the time of shipment.

NOTICE: The prices and terms quoted, there will be added any manufacturers or sales tax payable on the transaction under any effective statute.

FREIGHT ALLOWANCE: All prices are F.O.B. point of shipment. On (non-engineered product) shipments of 2,500 pounds or more, rail freight or motor freight at the lowest published rates is allowed to all continental U.S. rail points or all U.S. highway points listed in published tariffs (Alaska and Hawaii excluded). In no case will more than actual freight be allowed.

EXCEPTIONS: All Constant Supports, Spring Hangers, Sway Braces and all Engineered, Bundled and Tagged Hanger Assemblies are F.O.B. Plants, with No Freight Allowed.

Your order must specify gasket grade

## Protective Coatings

PROTECTIVE COATINGS*	NET PRICE/ CWT*	MIN. CHARGE*	
Hot Dip Galvanizing	\$70.00	\$25.00	<ul style="list-style-type: none"> <li>Some products cannot be Galvanized due to design (swivels, hinged sections or mating components with close tolerances). Check with nearest Anvil office when questionable. Products that cannot be Hot Dipped will be electroplated.</li> <li>Spring Hangers will be Galvanized except spring coils which will be furnished coated.</li> <li>All threaded items will be furnished electro-galvanized.</li> <li>Hot Dip Galvanizing is available P.O.A.</li> <li>Standard black finish is unpainted and referred to as "plain" in this document</li> </ul>
Electro Plating (Zinc & Copper)	\$70.00	\$25.00	
Painting (one coat Red Oxide Primer) Mil. Spec. TT-P-636	\$70.00	\$25.00	
Sand Blast	\$70.00	\$25.00	
Epoxy Coating	POA	POA	

\*Above prices not subject to discount









## Discount Schedule

HANGER CLASS	MULTIPLIER	HANGER CLASS	MULTIPLIER
AA		C	
A		D	
B			





AA	B	C					D
65	67	14	113	195	264	439A	40 (14 - 24)
138R	67F	40 (2 - 12)	114	199	265	590	47 (1 - 2)
260 (1½ - 12)	95	45 (POA)	120	202	278	594	49 (1 - 1¾)
261 (1½ - 12)	137 (14 - 36)	46	126	206	278X (POA)	595	52 (1 - 1¼)
CT-65	160	47 (1½ - 7⁄8)	127	207	278L (POA)	599	54
CT-138R	161	49 (3⁄8 - 7⁄8)	133	212 Adder	281	600	55 (1 - 3¾)
A	162	50	134	216 (3 - 12)	282	CT-255	55L (1 - 2)
69	163	52 (3⁄8 - 7⁄8)	135	217	284 (POA)	Hex Nuts	60 (1 - 3¾)
69F	164	55 (1½ - 7⁄8)	135E	218	285		66 (1 - 3½)
69 NC	165	55L (1½ - 7⁄8)	135R	227	286		165A (POA)
86	167	60 (3⁄8 - 7⁄8)	136	228	290 (3⁄8 - 1)		166A (POA)
88	171	62	136R	230 (3⁄8 - 1)	290L (3⁄8 - 1)		216 (14 - 42)
92	171D (POA)	63	140	248	292		224
93	175	66 (3⁄8 - 7⁄8)	142	248L (POA)	292L		230 (1¼ - 2½)
94	175D (POA)	76SD	148 (POA)	248X (POA)	295		233 (POA)
128R	177	89	152	253	295H (6 - 12)		243
137 (1½ - 12)	177D (POA)	89X	153	255	299 (3⁄8 - 1)		244
137C	181	100	157	256	300		246
185D to 188D	181D (POA)	103	168	257	395		290 (1¼ - 2½)
212FP	212	104	178	257A	432		290L (1¼ - 2½)
260 (14 - 30)	271	108	191	258	436		291
260ISS	274	110R	192	259	436A		295A
261 (14 - 24)	275	112	194	262	439		295H (14 - 36)
CT-69	277						299 (1¼ - 4)
CT-121							770 to 779
CT-128R							
146 (see All Thread Rod list price sheet)							

## Pictorial Table of Contents

### COPPER TUBING HANGERS

							
<b>Fig. CT-65</b> Light Duty Adjustable Clevis Page 65	<b>Fig. 67F</b> Copper Tube Felt Lined Hanger Page 65	<b>Fig. CT-69</b> Adjustable Swivel Ring Page 65	<b>Fig. 69F</b> Adjustable Swivel Ring, Felt Lined Page 65	<b>Fig. CT-121</b> Copper Tubing Riser Clamp Page 66	<b>Fig. CT-128R</b> Rod Threaded Ceiling Flange Page 66	<b>Fig. CT-138R</b> Extension Split Tubing Clamp Page 66	<b>Fig. CT-255</b> Copper Tubing Alignment Guide Page 66













### PIPE RINGS

			
<b>Fig. 69 &amp; 69-NC</b> Adjustable Swivel Ring Page 17	<b>Fig. 104</b> Adjustable Swivel Ring, Split Ring Page 21	<b>Fig. 108</b> Split Pipe Ring Page 21	<b>Fig. 138R</b> Extension Split Pipe Clamp Page 26





### STRUCTURAL ATTACHMENTS

				
<b>Fig. 54</b> Two Hole Welding Beam Lug Page 13	<b>Fig. 55 &amp; 55L</b> Structural Welding Lug Page 13	<b>Fig. 60</b> Steel Washer Plate Page 13	<b>Fig. 66</b> Welded Beam Attachment Page 16	<b>Fig. 112 &amp; 113</b> Brace Fitting Complete Page 22









### STEEL PIPE CLAMPS








					
<b>Fig. 40</b> Riser Clamp Standard Page 10	<b>Fig. 100</b> Extended Pipe Clamp Page 20	<b>Fig. 103</b> Offset Pipe Clamp Page 21	<b>Fig. 212</b> Medium Pipe Clamp Page 36	<b>Fig. 212FP</b> Earthquake Bracing Clamp Page 36	<b>Fig. 216</b> Heavy Pipe Clamp Page 37
					
<b>Fig. 224</b> Alloy Steel Pipe Clamp Page 38	<b>Fig. 246</b> Heavy Duty Alloy Steel Pipe Clamp Page 40	<b>Fig. 261</b> Extension Pipe or Riser Clamp Page 44	<b>Fig. 295</b> Double Bolt Pipe Clamp Page 51	<b>Fig. 295A</b> Alloy Double Bolt Pipe Clamp Page 51	<b>Fig. 295H</b> Heavy Duty Double Bolt Pipe Clamp Page 52



### CPVC HANGERS







	
<b>Fig. 185</b> One Hole Pipe Strap Page 32	<b>Fig. 186</b> Two Hole Pipe Strap Page 32
	
<b>Fig. 187</b> Two Hole 90° Side Mount Strap Page 32	<b>Fig. 188</b> Two Hole Stand Off Strap Page 32









## Pictorial Table of Contents (continued)

BEAM CLAMPS							
							
<b>Fig. 14</b> Adjustable Slide Beam Clamp Page 10	<b>Fig. 86, 87 &amp; 88</b> C-Clamp with Set Screw & Lock Nut Page 18	<b>Fig. 89</b> Retaining Clip Page 18	<b>Fig. 89X</b> Retaining Clip Page 18	<b>Fig. 92</b> Universal C-type Clamp Page 19	<b>Fig. 93</b> Wide Throat Universal C-type Clamp Page 19	<b>Fig. 94</b> Wide Throat Top Beam C-Clamp Page 19	<b>Fig. 95</b> C-Clamp with Locknut Page 19

						
<b>Fig. 133</b> Standard Duty Beam Clamp Page 23	<b>Fig. 134</b> Heavy Duty Beam Clamp Page 23	<b>Fig. 217</b> Adjustable Slide Beam Clamp Page 37	<b>Fig. 218</b> Malleable Beam Clamp Without Extension Piece Page 37	<b>Fig. 227</b> Top Beam Clamp Page 38	<b>Fig. 228</b> Universal Forged Steel Beam Clamp Page 38	<b>Fig. 292 &amp; 292L</b> Universal Forged Steel Beam Clamp with Weldless Eye Nut Page 50

SOCKET CLAMPS	
	
<b>Fig. 594 &amp; 595</b> Socket Clamp for Ductile Iron or Cast Iron Pipe & Socket Clamp Washer Page 60	<b>Fig. 599 &amp; 600</b> Socket Clamp for Ductile Iron or Cast Iron Pipe & Socket Clamp Washer Page 60

CLEVIS					
					
<b>Fig. 65</b> Light Duty Adjustable Clevis Page 16	<b>Fig. 67</b> Pipe or Conduit Hanger Page 17	<b>Fig. 260</b> Adjustable Clevis Hanger Page 43	<b>Fig. 260ISS</b> Insulation Saddle System Page 43	<b>Fig. 300</b> Adjustable Clevis for Insulated Lines Page 53	<b>Fig. 590</b> Adjustable Clevis for Ductile or Cast Iron Page 59

BRACKETS							
							
<b>Fig. 189</b> Eye Socket, Straight Page 33	<b>Fig. 190</b> Eye Socket, Off-Set Page 33	<b>Fig. 194</b> Light Welded Steel Bracket Page 33	<b>Fig. 195</b> Medium Welded Steel Bracket Page 34	<b>Fig. 199</b> Heavy Welded Steel Bracket Page 34	<b>Fig. 202</b> Iron Side Beam Bracket Page 35	<b>Fig. 206</b> Steel Side Beam Bracket Page 35	<b>Fig. 207</b> Threaded Steel Side Beam Bracket Page 35

## Pictorial Table of Contents (continued)

### CONCRETE INSERTS & ATTACHMENTS



**Fig. 47**  
Concrete Single Lug Plate  
Page 11



**Fig. 49**  
Concrete Clevis Plate  
Page 11




**Fig. 52**  
Concrete Rod Attachment Plate  
Page 12



**Fig. 152**  
Screw Concrete  
Insert  
Page 27



**Fig. 281**  
Wedge Type  
Concrete Insert  
Page 48



**Fig. 282**  
Universal  
Concrete Insert  
Page 48



**Fig. 284**  
Metal Deck Hanger  
Page 49



**Fig. 285**  
Light Weight  
Concrete Insert  
Page 49



**Fig. 286**  
Iron Cross Design  
Page 49

### HANGER RODS



**Fig. 140 & 253**  
Machine Threaded Rods  
Threaded Both Ends  
Pages 26 and 41



**Fig. 142**  
Coach Screw Rods, Machine  
Threaded on Opposite End  
Page 26



**Fig. 146**  
Continuous Thread  
Page 26



**Fig. 110R**  
Socket, Rod  
Threaded  
Page 21



**Fig. 114**  
Turnbuckle  
Adjuster  
Lock Nut  
Page 22




**Fig. 135, 135E  
& 135R**  
Rod  
Coupling  
Page 24



**Fig. 136  
& 136R**  
Rod  
Coupling  
Page 24



**Fig. 148**  
Rod with  
Eye End  
Page 27



**Fig. 157**  
Extension  
Piece  
Page 27



**Fig. 230**  
Turnbuckle  
Page 38



**Fig. 233**  
Turnbuckle  
Page 39



**Fig. 248**  
Eye Rod  
Not Welded  
Page 40



**Fig. 248X**  
Linked Eye  
Rod  
Page 41



**Fig. 278**  
Eye Rod  
Welded  
Page 47



**Fig. 278X**  
Welded  
Linked Eye  
Rods  
Page 48



**Fig. 290 & 290L**  
Weldless  
Eye Nut  
Page 49



**Fig. 291**  
Clevis Pin  
with Cotters  
Page 50









**Fig. 299**  
Forged Steel  
Clevis  
Page 53










Machine Bolts  
& Hex Nuts  
Page 60









## Pictorial Table of Contents (continued)

CEILING PLATES			
			
<b>Fig. 127</b> Plastic Ceiling Plate Page 23	<b>Fig. 128R</b> Pipe/Rod Threaded Ceiling Flange Page 23	<b>Fig. 153</b> Pipe Hanger Flange Page 27	<b>Fig. 395</b> (Cast Iron) Ceiling Plate Page 54



U-BOLTS	
	
<b>Fig. 120</b> Light Weight U-Bolt Page 22	<b>Fig. 137, 137S &amp; 137C</b> Standard U-Bolt Page 25

STRAPS			
			
<b>Fig. 126</b> One-Hole Clamp Page 22	<b>Fig. 243</b> Pipe Strap Page 39	<b>Fig. 244</b> Pipe Strap Page 39	<b>Fig. 262</b> Short Strap Page 44

PIPE SHEILDS & SADDLES		
		
<b>Fig. 160 - 166A</b> Pipe Covering Protection Saddle Page 28	<b>Fig. 167</b> Insulation Protection Shield Page 29	<b>Fig. 168</b> Rib-Lok Shield Page 29









PIPE SUPPORTS							
							
<b>Fig. 62</b> Type A, B & C Pipe Stanchion Page 14	<b>Fig. 63</b> Type A, B, & C Pipe Stanchion Page 15	<b>Fig. 191</b> Adjustable Pipe Saddle with U-Bolt Page 33	<b>Fig. 192</b> Adjustable Pipe Saddle Page 33	<b>Fig. 258</b> Pipe Stanchion Saddle Page 42	<b>Fig. 259</b> Pipe Saddle Support with U-Bolt Page 42	<b>Fig. 264</b> Adjustable Pipe Saddle Support Page 45	<b>Fig. 265</b> Adjustable Pipe Saddle Support with U-Bolt Page 45

TRAPEZE		
		
<b>Fig. 45</b> Channel Assembly Page 10	<b>Fig. 46</b> Universal Trapeze Assembly Page 11	<b>Fig. 50</b> Equal Leg Angle for Trapeze Assembly Page 12






HORIZONTAL TRAVELER & SWAY BRACE	
	
<b>Fig. 170</b> Horizontal Traveler Page 30	<b>Fig. 296 - 303 &amp; C-296 - C-303</b> Sway Brace Pages 52 and 54

## Pictorial Table of Contents (continued)




### PIPE ROLLS

			
<b>Fig. 171</b> Single Pipe Roll Page 30	<b>Fig. 175</b> Roller Chair Page 30	<b>Fig. 177</b> Adjustable Pipe Roll Support Page 31	<b>Fig. 178</b> Spring Cushion Hanger Page 31
			
<b>Fig. 181</b> Adjustable Steel Yoke Pipe Roll Page 31	<b>Fig. 271</b> Pipe Roll Stand Page 46	<b>Fig. 274, 274P &amp; 275</b> Adjustable Pipe Roll Stand Page 46	<b>Fig. 277</b> Pipe Roll and Base Plate Page 47



### PIPE GUIDES & SLIDES

						
<b>Fig. 255</b> Pipe Alignment Guide Page 41	<b>Fig. 256</b> Pipe Alignment Guide Page 42	<b>Fig. 257 &amp; 257A</b> Structural Tee Slide Assembly Page 55 & 56	<b>Fig. 436 &amp; 436A</b> Structural Tee Slide Assembly Page 55 & 56	<b>Fig. 439 &amp; 439A</b> Structural "H" Slide Assembly Page 57 & 58	<b>Fig. 212</b> Medium Pipe Clamp Adder Page 59	<b>Fig. 432</b> Special Clamp Page 59





### SPRING HANGERS

		
<b>Fig. 82 &amp; C-82</b> Short Spring Page 18	<b>Fig. 98 &amp; C-98</b> Double Spring Page 20	<b>Fig. B-268 &amp; C-268</b> Medium Spring Hanger Page 46

### CONSTANT SUPPORTS

	
<b>Model R 80-V</b> Vertical Constant Support Page 17	<b>Fig. 81-H</b> Horizontal Constant Support Page 17











### SWAY STRUT & SHOCK SUPPRESSORS

			
<b>Fig. 200, C-200, 201 &amp; C-201</b> Hydraulic Shock and Sway Suppressor Page 34	<b>Fig. 211 &amp; C-211</b> Sway Strut Assembly Pages 35	<b>Fig. 222 &amp; C-222</b> Mini-Sway Strut Assembly Page 37	<b>Fig. 312</b> Tapered Pin Page 54

## Pictorial Table of Contents (continued)

### Fire Protection Seismic Sway Brace

**NEW** OSHPD Pre-Approved

PIPE BRACE CLAMPS			
 <p><b>Fig. 770</b> <b>Q Brace Clamp</b> Size Range: 1" thru 6" Service Pipe Page 61</p>	 <p><b>Fig. 776</b> <b>Brace Clamp</b> Size Range: 2½" thru 8" Service Pipe Page 63</p>	 <p><b>Fig. 775</b> <b>Lateral / Longitudinal Brace Clamp</b> Size Range: 2½" thru 8" Service Pipe Page 63</p>	
STRUCTURAL ATTACHMENTS			
 <p><b>Fig. 778</b> <b>Bar Joist and Beam Attachment (WF)</b> Size Range: Flange Thickness ⅛" thru ¾" Page 64</p>	 <p><b>Fig. 772</b> <b>Adjustable Steel Beam Attachment</b> Size Range: Flange Widths 4" thru 15" Page 62</p>	 <p><b>Fig. 779</b> <b>Multi-Connector Adapter</b> Size Range: 1" thru 8" Service Pipe Page 64</p>	
RESTRAINTS		SWAY BRACE CONNECTOR	
 <p><b>Fig. 773</b> <b>Surge Restrainer</b> Size Range: ¾" thru 2" Swivel Ring Hanger Page 62</p>	 <p><b>Fig. 777</b> <b>Swivel Joint Connector Rod Tap</b> Size Range: ⅜" Rod Diameter Page 64</p>	 <p><b>Fig. 774</b> <b>Multi-Directional Brace Connector</b> Size Range: 1" and 1½" Brace Pipe</p>	 <p><b>Fig. 771</b> <b>Sway Brace Swivel Attachment</b> Size Range: 1" and 1½" Brace Pipe Page 61</p>

Go to [www.anvilintl.com/OPA](http://www.anvilintl.com/OPA) for State of California Office of Statewide Health Planning and Development (OSHPD) design information relating to OSHPD projects.

- For fire protection installations - sway braces are intended to be installed in accordance with NFPA-13 and Anvil's installations instructions and local codes.
- The required type, number and size of fasteners used for the structural attachment fitting shall be in accordance with NFPA-13.
- To assure proper performance, installer is responsible for:
  - Structural integrity of attachment member to safely handle load requirements.
  - Securely tightening the component on the brace pipe.
- Anvil International<sup>®</sup> brand bracing components are designed to be compatible ONLY with other Anvil International<sup>®</sup> brand bracing components, resulting in a Listed seismic bracing assembly.

**Disclaimer:** Anvil International ("Anvil") does not provide any warranties and specifically disclaims any liability whatsoever with respect to Anvil bracing products and components that are used in combination with products, parts or systems not manufactured or sold by Anvil. In no event shall Anvil be liable for any incidental, direct, consequential, special or indirect damages or lost profits where non-Anvil bracing components have been, or are used.

**Fig. 14**


**Size Range:** 3/8" through 5/8"

**Material:** Carbon steel

**Finish:** Plain or Galvanized

**Service:** Recommended for supporting pipe from the bottom flange of beams.

**Approvals:** Complies with Federal Specification A-A-1192A (Type 27), WW-H-171-E (Type 54) and MSS-SP-69 (Type 27).

**Ordering:** Specify rod size, figure number, name and finish.

**Adjustable Side Beam Clamp Fig. 14**

ROD SIZE (In.)	PRICE EACH		STD. PACK	APRX. WEIGHT EACH (LBS.)	DISCOUNT SCHEDULE
	PLAIN	GALV.			
3/8	\$30.24	\$32.08	BULK	1.19	C
1/2	\$40.05	\$41.95	BULK	1.50	C
5/8	\$46.15	\$52.09	BULK	2.23	C

**Fig. 40**


**Size Range:** 2" through 24"

**Material:** Carbon steel (CS), Alloy (A), or Stainless Steel (SS)

**Finish:** Plain or Galvanized

**Maximum Temperature:** Galvanized 450° F, 650° F (CS), 950° F (A), 1,000° F (SS)

**Service:** Riser clamps are used for the support of vertical piping. Load is carried by shear lugs which are welded to the pipe. Shear lugs provided upon request. Local pipe wall stress evaluation available upon request.

**Approvals:** Complies with Federal Specification A-A-1192A (Type 42) and MSS-SP-69 (Type 42).

**Ordering:** Specify pipe size, material, figure number, name and finish.

**Note:** If greater loads are required, refer to Fig. 40-SD special design riser clamp.

**Riser Clamp Fig. 40**

PIPE SIZE (In.)	PRICE EACH		STD. PACK	APRX. WEIGHT EACH (LBS.)	DISCOUNT SCHEDULE
	PLAIN	GALV.			
2	\$722.37	\$816.37	BULK	17.50	C
2 1/2	\$739.55	\$841.68	BULK	19.10	C
3	\$806.83	\$961.17	BULK	29.40	C
4	\$926.57	\$1,076.11	BULK	38.50	C
5	\$1,020.44	\$1,245.66	BULK	43.20	C
6	\$1,167.11	\$1,397.19	BULK	56.80	C
8	\$1,428.99	\$1,931.07	BULK	79.20	C
10	\$2,467.43	\$3,006.40	BULK	143.30	C
12	\$3,429.97	\$4,164.14	BULK	183.70	C
14	\$3,342.45	\$5,567.60	BULK	194.50	D
16	\$4,602.24	\$6,404.10	BULK	224.70	D
18	\$6,697.92	\$8,243.24	BULK	280.70	D
20	POA	POA	BULK	429.10	D
24	POA	POA	BULK	465.10	D

**Fig. 45**


**Material:** Carbon steel

**Finish:** Plain or Galvanized

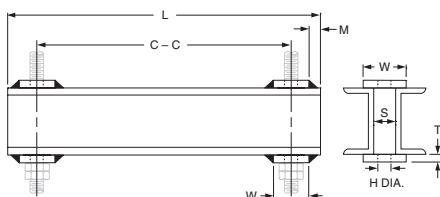
**Ordering:** Fig. 45 channel assembly; channel size, rod size, name, finish and C to C. Note: that L = (C to C) + 2M + W.

**Note:** Can also be used with a U-bolt Fig. 137 & Fig. 60 washer plates to secure pipe to the center of channel assembly.

**Channel Assembly Fig. 45**

SIZE NO.	WEIGHT/FT.	DISCOUNT SCHEDULE
3	8.20	C
4	10.80	C
5	13.40	C
6	21.00	C
8	23.00	C
10	30.60	C
12	41.40	C
15	67.80	C

**All Prices (Plain and Galvanized) POA**



**Fig. 46**


**Material:** Carbon steel

**Finish:** Plain or Galvanized\*

**Service:** Trapeze assembly is to be suspended by two rods with Fig. 60 washer plates and is designed for top loading exclusively.

**Ordering:** Specify size number, figure number, name, finish, C to C dimension and hole size "H." If holes "J" or hole "D" are required, also specify hole size and dimensions "K" and "M" or "B".

**Note:** Larger C to C dimensions are available upon request.

\*Galvanized pricing POA

**Universal Trapeze Assembly Fig. 46**

C to C= SPAN (In.)	PRICE EACH WITH TWO HOLES—PLAIN SIZE NO.						DISCOUNT SCHEDULE
	1	2	3	4	5	6	
12	\$166.29	\$207.78	\$524.58	\$335.85	\$456.63	\$546.46	C
14	\$170.66	\$213.56	\$278.11	\$343.58	\$466.60	\$558.55	C
16	\$175.07	\$219.35	\$283.42	\$351.33	\$476.60	\$570.62	C
18	\$179.45	\$225.13	\$357.61	\$444.67	\$486.58	\$582.70	C
20	\$183.85	\$230.92	\$364.18	\$454.25	\$496.57	\$594.79	C
22	\$188.25	\$236.71	\$370.78	\$463.83	\$506.54	\$606.86	C
24	\$192.62	\$242.48	\$377.37	\$473.42	\$639.75	\$766.57	C
26	\$196.99	\$248.29	\$383.94	\$482.98	\$652.10	\$781.54	C
28	\$201.40	\$254.04	\$390.53	\$492.57	\$664.49	\$796.51	C
30	\$205.79	\$259.86	\$397.11	\$502.13	\$676.85	\$811.46	C
36	\$218.97	\$277.21	\$416.83	\$530.86	\$713.96	\$856.35	C
42	-	-	\$436.61	\$559.58	\$751.08	\$901.27	C
48	-	-	\$456.35	\$588.32	\$788.19	\$946.12	C
54	-	-	\$476.11	\$617.06	\$825.29	\$991.02	C
60	-	-	\$495.85	\$645.78	\$862.38	\$1,035.93	C

Four holes available upon request.

For weights, refer to Anvil Pipe Hanger Catalog.

**Fig. 47**


**Size Range:** ½" through 2"

**Material:** Carbon steel

**Finish:** Plain or Galvanized

**Service:** Structural attachment to concrete ceiling lug is used in conjunction with Fig. 299 forged steel clevis and anchors of sufficient strength to hold the desired load.

**Ordering:** Specify rod size, figure number, name and finish.

**Concrete Single Lug Plate Fig. 47**

ROD SIZE (In.)	PRICE EACH		STD. PACK	APRX. WEIGHT EACH (LBS.)	DISCOUNT SCHEDULE
	PLAIN	GALV.			
½	\$307.45	\$326.66	BULK	11.11	C
⅝	\$328.42	\$379.72	BULK	14.60	C
¾	\$332.10	\$383.82	BULK	14.80	C
⅞	\$438.19	\$497.91	BULK	22.00	C
1	\$556.42	\$782.30	BULK	31.90	D
1 ¼	\$622.75	\$888.32	BULK	43.80	D
1 ½	\$1,050.57	\$1,205.91	BULK	45.60	D
1 ¾	\$3,133.39	\$3,276.22	BULK	55.70	D
2	\$3,979.07	\$4,264.74	BULK	58.20	D

**Fig. 49**


**Size Range:** ⅜" through 1¾"

**Material:** Carbon steel

**Finish:** Plain or Galvanized

**Service:** Structural attachment to concrete ceiling where flexibility is desired. Concrete clevis plate is normally used in conjunction with Fig. 290 weldless eye nut, or Fig. 278 welded eye rod and anchors of sufficient strength to hold the desired load. Refer to the Anvil Pipe Hanger Catalog for more details.

**Ordering:** Specify rod size, figure number, name and finish.

**Note:** Sizes ⅜" through 1" are supplied with bolt and nut. Larger sizes are supplied with pin and cotters.

**Concrete Clevis Plate Fig. 49**

ROD SIZE (In.)	PRICE EACH		STD. PACK	APRX. WEIGHT EACH (LBS.)	DISCOUNT SCHEDULE
	PLAIN	GALV.			
⅜	\$296.81	\$314.78	BULK	11.80	C
½	\$301.51	\$329.32	BULK	11.90	C
⅝	\$317.55	\$356.96	BULK	15.70	C
¾	\$355.51	\$363.95	BULK	16.90	C
⅞	\$358.00	\$398.11	BULK	18.10	C
1	\$537.92	\$608.80	BULK	36.90	D
1 ¼	\$885.99	\$1,271.85	BULK	40.90	D
1 ½	\$1,170.85	\$1,533.13	BULK	59.80	D
1 ¾	\$2,781.58	\$3,428.94	BULK	93.60	D

**Fig. 50**

**Material:** Carbon steel

**Finish:** Plain or Galvanized\*

**Ordering:**
**If two holes "H" are required:**

Specify Fig. 50 angle (nominal size, C to C, H, total weight and load).

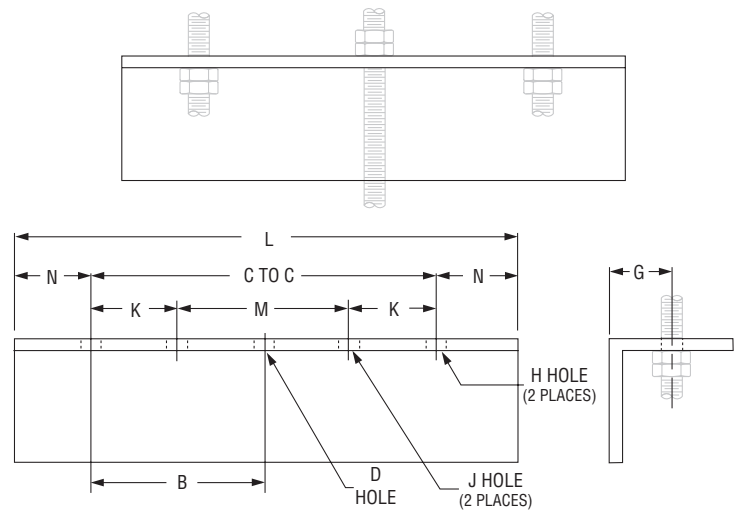
**If two holes "H" and hole "D" are required:**

Specify Fig. 50 angle (nominal size, B, C to C, D, E, H, total weight and load).

**If two holes "H" and two holes "J" are required:**

Specify Fig. 50 angle (nominal size, C to C, H, J, K, M, total weight and load).

\*Galvanized pricing POA


**Equal Leg Angle for Trapeze Assembly Fig. 50**

ANGLE SIZE	WEIGHT/FT.	8	10	12	14	16	18	20	22	24	28	30	DISCOUNT SCHEDULE
1 1/2 x 1/4	2.34	\$100.86	\$102.37	\$103.94	\$105.48	\$107.01	\$108.55	\$110.08	\$111.65	\$113.20	\$116.26	\$117.81	C
2 x 1/4	3.19	\$121.92	\$123.59	\$125.24	\$126.92	\$128.58	\$130.26	\$131.93	\$133.59	\$135.25	\$138.58	\$140.24	C
2 x 3/8	4.70	\$126.12	\$128.80	\$131.51	\$134.25	\$136.95	\$139.67	\$142.38	\$145.08	\$147.80	\$153.22	\$155.95	C
2 1/2 x 3/8	5.90	\$137.75	\$141.33	\$144.90	\$148.45	\$152.04	\$155.57	\$159.14	\$162.70	\$166.29	\$173.41	\$176.98	C
3 x 3/8	7.20	\$147.20	\$153.13	\$159.06	\$165.00	\$170.93	\$176.86	\$228.46	\$188.70	\$194.63	\$206.49	\$212.42	C
3 x 1/2	9.40	\$147.22	\$153.14	\$159.10	\$165.02	\$170.95	\$176.88	\$182.81	\$188.75	\$194.67	\$206.52	\$212.47	C
4 x 1/2	12.80	\$165.78	\$176.37	\$186.93	\$197.51	\$208.08	\$218.65	\$229.23	\$239.79	\$250.34	\$271.50	\$282.06	C

**Fig. 52**

**Size Range:** 3/8" through 1 1/4"

**Material:** Carbon steel


**Finish:** Plain or Galvanized

**Service:** Structural attachment to concrete ceiling where vertical adjustment is desired. Normally used with threaded rod and nut and anchors of sufficient strength to hold the desired load.

**Ordering:** Specify rod size, figure number, name and finish.

**Concrete Rod Attachment Plate Fig. 52**

ROD SIZE (In.)	PRICE EACH		STD. PACK	APRX. WEIGHT EACH (LBS.)	DISCOUNT SCHEDULE
	PLAIN	GALV.			
3/8	\$239.81	\$272.42	BULK	11.60	C
1/2	\$239.81	\$272.42	BULK	11.60	C
5/8	\$277.72	\$297.31	BULK	15.10	C
3/4	\$281.64	\$303.29	BULK	16.10	C
7/8	\$329.12	\$349.13	BULK	16.70	C
1	\$553.04	\$560.76	BULK	34.90	D
1 1/4	\$818.92	\$1,216.38	BULK	38.70	D

**Fig. 54**


**Size Range:** ½" through 2¼"

**Material:** Carbon steel

**Finish:** Plain or Galvanized\*

**Service:** For single rod suspension of Fig. 81-H, type B and C constant supports.

**Ordering:** Specify rod size, figure number, name, finish and "H" dimension.

\*Galvanized pricing POA

**Two Hole Welding Beam Lug Fig. 54**

ROD SIZE (In.)	PRICE EACH PLAIN	STD. PACK	STD. WEIGHT EACH BASED ON "H" DIMEN.				DISCOUNT SCHEDULE
			1½	2	3	4	
½	\$21.84	BULK	1.40	1.70	2.20	-	D
⅝	\$23.93	BULK	1.40	1.60	2.20	-	D
¾	\$28.02	BULK	1.30	1.60	2.10	2.60	D
7/8	\$37.18	BULK	1.30	1.50	2.10	2.60	D
1	\$53.03	BULK	-	2.60	3.50	4.30	D
1¼	\$166.92	BULK	-	5.00	6.50	7.90	D
1½	\$322.51	BULK	-	-	10.70	12.80	D
1¾	\$336.96	BULK	-	-	10.40	12.50	D
2	\$569.09	BULK	-	-	-	16.00	D
2¼	\$569.09	BULK	-	-	-	15.60	D

**Fig. 55**
**Fig. 55L**


**Size Range:** Fig. 55: ½" through 3¾"  
 Fig. 55L: ½" through 2"

**Material:** Carbon steel

**Finish:** Plain or Galvanized

**Service:** For attachment to structural steel in conjunction with the Fig. 299 clevis and with type C variable spring hanger or Type C Constant Support.

**Maximum Temperature:** Plain 750° F, Galvanized 450° F


**Approvals:** Complies with Federal Specification A-A-1192A (Type 57), WW-H-171-E (Type 57) and MSS-SP-69 (Type 57).

**Ordering:** Specify rod size, figure number, name, finish and whether short or long lug is required.

**Order Separately:** Fig. 291 pin with cotters or bolt and nut.

**Structural Welding Lug (Short) Fig. 55**
**Structural Welding Lug (Long) Fig. 55L**

ROD SIZE (In.)	SHORT		LONG		STD. PACK	APRX. WEIGHT EACH (LBS.)		DISCOUNT SCHEDULE
	PLAIN	GALV.	PLAIN	GALV.		SHORT	LONG	
½	\$8.16	\$10.87	\$12.32	\$17.38	BULK	0.48	0.75	C
⅝	\$8.16	\$10.87	\$12.32	\$16.93	BULK	0.48	0.75	C
¾	\$9.11	\$12.21	\$15.12	\$21.81	BULK	0.60	1.00	C
7/8	\$11.66	\$15.83	\$16.02	\$22.78	BULK	0.71	1.00	C
1	\$63.48	\$77.36	\$84.99	\$99.33	BULK	1.20	1.60	D
1¼	\$121.47	\$147.87	\$181.13	\$195.90	BULK	3.00	3.70	D
1½	\$169.24	\$198.16	\$205.33	\$240.29	BULK	4.80	6.40	D
1¾	\$212.27	\$255.63	\$257.73	\$297.56	BULK	4.70	6.30	D
2	\$247.58	\$306.93	\$287.11	\$371.13	BULK	7.20	8.80	D
2¼	\$301.98	\$385.50	-	-	BULK	7.60	-	D
2½	\$569.15	\$736.24	-	-	BULK	15.50	-	D
2¾	\$594.55	\$810.60	-	-	BULK	15.10	-	D
3	\$626.93	\$855.50	-	-	BULK	16.00	-	D
3¼	\$955.66	\$1,129.54	-	-	BULK	18.90	-	D
3½	\$1,260.01	\$1,320.93	-	-	BULK	31.30	-	D
3¾	\$1,295.31	\$1,391.42	-	-	BULK	35.90	-	D

**Fig. 60**


**Size Range:** ⅜" to 3¾"

**Material:** Carbon steel

**Finish:** Plain or Galvanized

**Service:** A heavy duty washer plate used on top of channels or angles for supporting pipe with rods or U-bolts.

**Maximum Temperature:** Plain 750° F, Galvanized 450° F

**Ordering:** Specify rod size, figure number, name and finish.

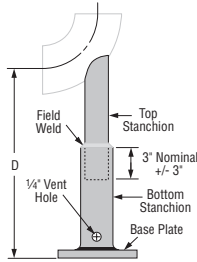
**Steel Washer Plate Fig. 60**

ROD SIZE (In.)	PRICE EACH		STD. PACK	APRX. WEIGHT EACH (LBS.)	DISCOUNT SCHEDULE
	PLAIN	GALV.			
⅜	\$8.60	\$12.90	BULK	0.62	C
½	\$8.60	\$12.90	BULK	0.62	C
⅝	\$9.89	\$16.09	BULK	0.91	C
¾	\$20.45	\$31.38	BULK	1.60	C
7/8	\$27.13	\$42.14	BULK	2.20	C
1	\$33.46	\$45.26	BULK	2.10	D
1¼	\$64.14	\$71.98	BULK	3.30	D
1½	\$87.25	\$97.85	BULK	4.80	D
1¾	\$124.60	\$133.64	BULK	4.70	D
2	\$126.46	\$137.29	BULK	4.50	D
2¼	\$139.67	\$150.60	BULK	6.60	D
2½	\$151.29	\$162.18	BULK	6.40	D
2¾	\$227.53	\$244.34	BULK	6.20	D
3	\$244.99	\$262.64	BULK	5.90	D
3¼	\$259.19	\$278.09	BULK	5.60	D
3½	\$367.56	\$394.15	BULK	8.10	D
3¾	\$539.07	\$573.04	BULK	7.80	D

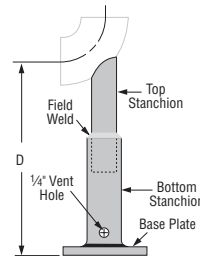
**Fig. 62**



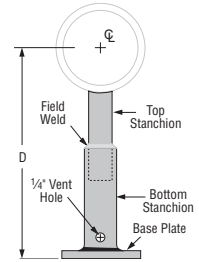
**Fig. 62 Stanchion**  
with adjustable base.



**Fig. 62 Type A**  
(L.R. Elbow) with Adjustable Base



**Fig. 62 Type B**  
(S.R. Elbow) with Adjustable Base



**Fig. 62 Type C**  
(Horizontal Pipe) with Adjustable Base

**Type A, B & C Pipe Stanchion with Adjustable Base Fig. 62**

PIPE OR ELBOW SIZE (In.)	1½"		2½"		4"		5"		DISCOUNT SCHEDULE
	PRICE EACH	APRX. WEIGHT EACH (LBS.)	PRICE EACH	APRX. WEIGHT EACH (LBS.)	PRICE EACH	APRX. WEIGHT EACH (LBS.)	PRICE EACH	APRX. WEIGHT EACH (LBS.)	
2	\$615.10	12.00	-	-	-	-	-	-	C
2½	\$615.10	12.00	-	-	-	-	-	-	C
3	\$615.10	12.00	\$966.27	28.00	-	-	-	-	C
4	\$615.10	12.00	\$966.27	28.00	-	-	-	-	C
5	-	-	\$966.27	28.00	\$1,310.19	55.00	-	-	C
6	-	-	\$966.27	28.00	\$1,310.19	55.00	\$2,307.40	75.00	C
8	-	-	-	-	\$1,310.19	55.00	\$2,307.40	75.00	C
10	-	-	-	-	\$1,310.19	55.00	\$2,307.40	75.00	C
12	-	-	-	-	-	-	\$2,307.40	75.00	C
14	-	-	-	-	-	-	\$2,307.40	75.00	C
16	-	-	-	-	-	-	\$2,307.40	75.00	C
18	-	-	-	-	-	-	\$2,307.40	75.00	C

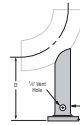
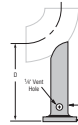
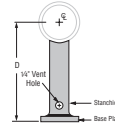
**NOTE:** Prices and weights are based on "D" dimension of 2'-0". Other "D" dimensions are available upon request.

**To Order Specify:**

Figure Number, Type, Pipe Size, Top Stanchion Size, Material Specification and "D" Dimension.

**Fig. 63**


**To Order Specify:** Figure Number,  
Type, Pipe Size, Top Stanchion Size,  
Material Specification and "D" Dimension.


**Fig. 63 Type A**  
L.R. Elbow

**Fig. 63 Type B**  
S.R. Elbow

**Fig. 63 Type C**  
Horizontal Pipe

## Type A, B & C Pipe Stanchion Fig. 63

PIPE OR ELBOW SIZE (In.)	STANCHION—PRICE EACH														DISCOUNT SCHEDULE
	1 1/2	2	2 1/2	3	4	5	6	8	10	12	14	16	20	24	
2 1/2	\$461.34	\$632.68	-	-	-	-	-	-	-	-	-	-	-	-	C
3	\$461.34	\$632.68	\$724.71	-	-	-	-	-	-	-	-	-	-	-	C
4	\$461.34	\$632.68	\$724.71	\$825.89	-	-	-	-	-	-	-	-	-	-	C
5	\$461.34	\$632.68	\$724.71	\$825.89	\$982.66	-	-	-	-	-	-	-	-	-	C
6	-	-	\$724.71	\$825.89	\$982.66	\$1,730.56	-	-	-	-	-	-	-	-	C
8	-	-	-	\$825.89	\$982.66	\$1,730.56	\$1,981.20	-	-	-	-	-	-	-	C
10	-	-	-	-	\$982.66	\$1,730.56	\$1,981.20	\$2,544.96	-	-	-	-	-	-	C
12	-	-	-	-	-	\$1,730.56	\$1,981.20	\$2,544.96	POA	-	-	-	-	-	C
14	-	-	-	-	-	-	\$1,981.20	\$2,544.96	POA	POA	-	-	-	-	C
16	-	-	-	-	-	-	\$1,981.20	\$2,544.96	POA	POA	POA	-	-	-	C
18	-	-	-	-	-	-	\$1,981.20	\$2,544.96	POA	POA	POA	POA	-	-	C
20	-	-	-	-	-	-	-	\$2,544.96	POA	POA	POA	POA	-	-	C
22	-	-	-	-	-	-	-	\$2,544.96	POA	POA	POA	POA	POA	-	C
24	-	-	-	-	-	-	-	\$2,544.96	POA	POA	POA	POA	POA	-	C
26	-	-	-	-	-	-	-	-	POA	POA	POA	POA	POA	-	C
28	-	-	-	-	-	-	-	-	POA	POA	POA	POA	POA	POA	C
30	-	-	-	-	-	-	-	-	-	POA	POA	POA	POA	POA	C
32	-	-	-	-	-	-	-	-	-	POA	POA	POA	POA	POA	C
34	-	-	-	-	-	-	-	-	-	POA	POA	POA	POA	POA	C
36	-	-	-	-	-	-	-	-	-	POA	POA	POA	POA	POA	C
42	-	-	-	-	-	-	-	-	-	-	POA	POA	POA	POA	C

## Type A, B & C Pipe Stanchion (continued)

PIPE OR ELBOW SIZE (In.)	STANCHION—WEIGHT (APPROX.) LBS. EACH BY STANDARD WEIGHT PIPE													
	1 1/2	2	2 1/2	3	4	5	6	8	10	12	14	16	20	24
2 1/2	9.50	11.60	-	-	-	-	-	-	-	-	-	-	-	-
3	9.50	11.60	16.40	-	-	-	-	-	-	-	-	-	-	-
4	9.50	11.60	16.40	23.70	-	-	-	-	-	-	-	-	-	-
5	9.50	11.60	16.40	23.70	31.80	-	-	-	-	-	-	-	-	-
6	-	-	16.40	23.70	31.80	47.00	-	-	-	-	-	-	-	-
8	-	-	-	23.70	31.80	47.00	59.00	-	-	-	-	-	-	-
10	-	-	-	-	31.80	47.00	59.00	100.00	-	-	-	-	-	-
12	-	-	-	-	-	47.00	59.00	100.00	164.00	-	-	-	-	-
14	-	-	-	-	-	-	59.00	100.00	164.00	201.00	-	-	-	-
16	-	-	-	-	-	-	59.00	100.00	164.00	201.00	230.00	-	-	-
18	-	-	-	-	-	-	59.00	100.00	164.00	201.00	230.00	282.00	-	-
20	-	-	-	-	-	-	-	100.00	164.00	201.00	230.00	282.00	-	-
22	-	-	-	-	-	-	-	100.00	164.00	201.00	230.00	282.00	374.00	-
24	-	-	-	-	-	-	-	100.00	164.00	201.00	230.00	282.00	374.00	-
26	-	-	-	-	-	-	-	-	164.00	201.00	230.00	282.00	374.00	-
28	-	-	-	-	-	-	-	-	164.00	201.00	230.00	282.00	374.00	515.00
30	-	-	-	-	-	-	-	-	-	201.00	230.00	282.00	374.00	515.00
32	-	-	-	-	-	-	-	-	-	201.00	230.00	282.00	374.00	515.00
34	-	-	-	-	-	-	-	-	-	201.00	230.00	282.00	374.00	515.00
36	-	-	-	-	-	-	-	-	-	201.00	230.00	282.00	374.00	515.00
42	-	-	-	-	-	-	-	-	-	-	230.00	282.00	374.00	515.00

**NOTE:** Prices and weights are based on "D" dimension of 2'-0". Other "D" dimensions are available upon request.

**Fig. 65**


**Size Range:** ½" through 4"

**Material:** Carbon steel

**Finish:** Plain, Galvanized or Epoxy coated

**Service:** Recommended for suspension of stationary pipe or conduit.

**Maximum Temperature:** Plain 650° F, Galvanized and Epoxy 450° F


**Approvals:** Complies with Federal Specification WW-H-171-E (Type 12). UL Listed (Sizes 2½" through 4" galvanized only).

**Ordering:** Specify pipe size, figure number, name and finish.

## Imported-Light Duty Adjustable Clevis Fig. 65

PIPE SIZE (in.)	PRICE EACH			STD. PACK	APRX. WEIGHT EACH (LBS.)	DISCOUNT SCHEDULE
	PLAIN	GALV.	EPOXY COATED			
½	\$1.84	\$2.40	POA	100	0.09	AA
¾	\$2.06	\$2.71	POA	100	0.17	AA
1	\$2.30	\$2.92	POA	100	0.19	AA
1 ¼	\$2.33	\$3.10	POA	50	0.21	AA
1 ½	\$2.59	\$3.47	POA	50	0.24	AA
2	\$2.84	\$3.69	POA	100	0.28	AA
2 ½	\$4.81	\$6.31	POA	50	0.43	AA
3	\$5.29	\$6.97	POA	50	0.50	AA
3 ½	\$5.67	\$7.75	POA	25	0.55	AA
4	\$6.74	\$9.38	POA	25	0.61	AA

■ Plain Sold in box only. □ Plain and Galvanized sold in box only.

**Fig. 66**


**Size Range:** ⅜" through 3½"

**Material:** Carbon steel

**Finish:** Plain or Galvanized

**Service:** Recommended for attachment to bottom of beams, especially where loads are considerable and rod sizes are large.

**Maximum Temperature:** Plain 750° F, Galvanized 450° F

**Approvals:** Complies with Federal Specification A-A-1192A (Type 22), WW-H-171-E (Type 22) and MSS-SP-69 (Type 22).

**Ordering:** Specify rod size, figure number, name and finish. Specify "with bolt and nut" if required for 1" rod size and smaller. Specify "with pin and cotter pins" if required for 1¼" rod size and larger.

## Welded Beam Attachment Fig. 66

ROD SIZE (In.)	WITHOUT BOLT & NUT			WITH BOLT & NUT			STD. PACK	DISCOUNT SCHEDULE
	PRICE EACH		APRX. WEIGHT EACH (LBS.)	PRICE EACH		APRX. WEIGHT EACH (LBS.)		
	PLAIN	GALV.		PLAIN	GALV.			
⅜	\$18.51	\$24.68	0.96	\$21.01	\$30.04	1.17	BULK	C
½	\$18.51	\$24.68	0.96	\$24.00	\$31.97	1.18	BULK	C
⅝	\$19.49	\$25.62	0.79	\$25.34	\$34.95	1.36	BULK	C
¾	\$22.51	\$31.51	1.92	\$39.08	\$50.87	2.74	BULK	C
7/8	\$32.57	\$44.58	2.53	\$48.84	\$65.31	3.94	BULK	C
1	\$59.53	\$64.78	4.27	\$87.92	\$130.40	6.29	BULK	D
1 ¼	\$223.23	\$281.39	7.07	\$327.87	\$399.04	10.20	BULK	D
1 ½	-	-	-	\$608.81	\$760.55	19.00	BULK	D
1 ¾	-	-	-	\$756.21	POA	24.20	BULK	D
2	-	-	-	\$1,309.58	POA	30.60	BULK	D
2 ¼	-	-	-	\$2,064.31	POA	36.80	BULK	D
2 ½	-	-	-	\$2,315.24	POA	39.70	BULK	D
2 ¾	-	-	-	\$2,765.97	POA	40.80	BULK	D
3	-	-	-	\$3,491.40	POA	46.70	BULK	D
3 ¼	-	-	-	\$4,272.71	POA	62.10	BULK	D
3 ½	-	-	-	\$5,149.10	POA	72.40	BULK	D

**Fig. 67**
**Size Range:** ½" through 6"

**Material:** Carbon steel

**Finish:** Galvanized

**Service:** Can be suspended by hanger rod or attached to wall.

"T" slot in hanger permits side bolt to be installed after

installation and setting of pipe.

**Approvals:** Complies with Federal Specification A-A-1192A (Type 5) and MSS-SP-69 (Type 5).

**Components:** Strap and bolt with nut – assembled.

**Ordering:** Specify pipe size, figure number and name.

**Pipe or Conduit Hanger Fig. 67**

PIPE SIZE (In.)	PRICE EACH GALV.	STD. PACK	APRX. WEIGHT EACH (LBS.)	DISCOUNT SCHEDULE
½	\$4.88	50	0.22	B
¾	\$5.00	50	0.22	B
1	\$5.02	50	0.25	B
1 ¼	\$5.02	50	0.27	B
1 ½	\$5.52	50	0.31	B
2	\$6.86	25 ■	0.32	B
2 ½	\$13.68	25	0.71	B
3	\$14.25	25	0.78	B
4	\$20.70	15	1.39	B
5	\$41.01	-	1.68	B
6	\$42.23	-	2.26	B

■ Galvanized sold in box only.

**Fig. 69 & Fig. 69-NC (NON CAPTURED)**
**Size Range:** ½" through 8"

**Material:** Carbon steel

**Finish:** Zinc Plated

**Service:** Recommended for suspension of non-insulated stationary pipe line.

**Maximum Temperature:** 650° F

**Approvals:** Complies with Federal Specification A-A-1192A (Type 10), WW-H-171-E (Type 10) and MSS-SP-69 (Type 10). UL Listed and FM Approved (Sizes ¾" - 8").

**Ordering:** Specify size, figure number and name.

**Adjustable Swivel Ring, Tapped per NFPA Standards  
Fig. 69 & 69-NC**

PIPE SIZE (In.)	PRICE EACH			STD. PACK	APRX. WEIGHT EACH (LBS.)	DISCOUNT SCHEDULE
	CAPTURED	NON CAPTURED	304 STAINLESS STEEL			
½ - 1	\$1.22	\$1.22	POA	100 ■	0.14	A
1 ¼	\$1.34	\$1.34	POA	100 ■	0.16	A
1 ½	\$1.34	\$1.34	POA	100 ■	0.18	A
2	\$1.34	\$1.34	POA	100 ■	0.20	A
2 ½	\$2.40	\$2.40	POA	50 ■	0.37	A
3	\$2.57	\$2.57	POA	50 ■	0.43	A
4	\$4.17	\$4.17	POA	50 ■	0.30	A
5	\$6.50	\$6.54	POA	25	0.82	A
6	\$7.80	\$7.80	POA	20 ■	1.50	A
8	\$11.95	-	POA	20	1.89	A

■ Zinc Plated sold in box only.

**Fig. 80-V & Fig. 81-H**
**Size Range:** Anvil Model R constant support hangers are made in two basic designs, 80-V (vertical design) and 81-H (horizontal design). Combined, the 80-V and 81-H constant supports are made in nine different frame sizes and 110 spring sizes to accommodate travels from 1½" to 20" and loads from 27 lbs to 87,500 lbs.

**Finish:** Standard finish; painted with semi gloss primer. Corrosion resistant; galvanized with coated coil.

**Recommended Service:** When piping stress is critical and pipe is subject to vertical movement in excess of ½" due to thermal expansion, and also at locations where it is necessary to avoid any transfer of stress from support or onto critical terminals or connecting equipment.

**Approvals:** Complies with Federal Specification WW-H-171E (Types 52, 58 and 59) and MSS-SP-69 (Types 54, 55 and 56).

**Ordering:** For ordering information refer to the Anvil Pipe Hanger Catalog.


**Model R Constant Support Fig. 80-V & 81-H**

FOR PRICES, CONTACT

 ANVIL ENGINEERED PIPE SUPPORTS (NORTH KINGSTOWN, RI PLANT)  
 401-886-3025

FOR WEIGHTS, SEE ANVIL PIPE HANGER CATALOG.

FOR FURTHER INFORMATION, CONTACT

 ANVIL ENGINEERED PIPE SUPPORTS (NORTH KINGSTOWN, RI PLANT)  
 401-886-3025


## Fig. 82 & Fig. C-82

**Size Range:** The Anvil Variable Spring Hanger in five series and seven types is offered in twenty-three sizes. The hanger can be furnished to take loads 10 lbs. to 50,000 lbs.

**Finish:** Standard finish; painted with semi gloss primer. Corrosion resistant; galvanized with coated coil.

**Recommended Service:** Pipe hangers located at points that are subject to vertical thermal movement and for which a constant support hanger is not required. Type D & E spring hangers may accommodate less than 4° of rod swing depending on size, figure number, and application.

**Approvals:** WW-H-171E (Types 51, 56 and 57) and MSS-SP-69 (Types 51, 52 and 53).

**Ordering:** For ordering information refer to the Anvil Pipe Hanger Catalog.



## Pre-Engineered Spring Hanger Short Spring (Carbon Steel) Corrosion Resistant Fig. 82 & C-82

FOR PRICES, CONTACT

ANVIL ENGINEERED PIPE SUPPORTS (NORTH KINGSTOWN, RI PLANT)  
401-886-3025

FOR WEIGHTS, SEE ANVIL PIPE HANGER CATALOG.

FOR FURTHER INFORMATION, CONTACT

ANVIL ENGINEERED PIPE SUPPORTS (NORTH KINGSTOWN, RI PLANT)  
401-886-3025

## Fig. 86, Fig. 87 & Fig. 88

**Size Range:** 3/8" through 3/4"

**Material:** Malleable iron clamp; hardened steel cup point set screw.

**Finish:** Plain or Galvanized

**Service:** Recommended for attachment to "W" and "M" beams where thickness of flange does not exceed 0.75. When clamp is used with Fig. 89 retaining clip, flange thickness may not exceed 0.62.

**Approvals:** Complies with Federal Specification A-A-1192A (Type 23), WW-H-171-E (Type 23) and MSS-SP-69 (Type 23). UL and ULC Listed, and FM Approved (Sizes 3/8" - 3/4").

**Ordering:** Specify rod size, figure number, name, length of retaining clip, if desired. For Fig. 89 retaining clip, add 1/2" to flange width to arrive at proper length of retaining clip. If required length is not standard, order next longer standard.



### C-Clamp with Set Screw and Lock Nut Fig. 86

ROD SIZE (In.)	PRICE EACH		STD. PACK	APRX. WEIGHT EACH (LBS.)	DISCOUNT SCHEDULE
	PLAIN	GALV.			
3/8	\$6.66	\$8.25	35 ■	0.27	A
1/2	\$8.27	\$9.46	35	0.29	A
5/8	\$11.10	\$14.88	15	0.43	A
3/4	\$14.52	\$18.32	10	0.49	A

### C-Clamp with Set Screw and Retaining Clip Fig. 87

ROD SIZE (In.)	PRICE EACH		STD. PACK	APRX. WEIGHT EACH (LBS.)	DISCOUNT SCHEDULE
	PLAIN	GALV.			

NOTE: USE FIG. 88 LIST PRICE PLUS APPROPRIATE RETAINING CLIP ADDER BELOW

### C-Clamp with Set Screw Only Fig. 88

ROD SIZE (In.)	PRICE EACH		STD. PACK	APRX. WEIGHT EACH (LBS.)	DISCOUNT SCHEDULE
	PLAIN	GALV.			
3/8	\$5.83	\$7.32	35	0.22	A
1/2	\$6.64	\$8.07	35	0.24	A
5/8	\$8.98	\$11.25	15	0.42	A
3/4	\$12.71	\$15.06	10	0.48	A

■ Galvanized sold in box only.

## Fig. 89 & Fig. 89X



**Size Range:** 3/8" through 1/2"

**Material:** Carbon steel

**Finish:** Plain or Galvanized

**Service:**

Fig. 89—For use with Figs. 86, 87, 88 & 95 in seismic applications.

Fig. 89X (GALVANIZED ONLY)—For use with Figs. 86, 88, 92, 93, 94 & 95 in seismic applications.

**Approvals:** Fig. 89X—Complies with MSS-SP-127.

**How to size:** Specify length of retaining strap based on beam size.

**Ordering:** Specify rod size, Figure number, name, length of retaining clip and finish. For Fig. 89 retaining clip, add 1/2" to flange width to arrive at proper length of retaining clip. For Fig. 89X retaining clip, add 2" to flange width to arrive at proper length of retaining clip. If required length is not standard, order next longer standard.

### Retaining Clip for C-Clamps Fig. 89 (for use with Fig. 86, 87, 88, and 95)

LENGTH (In.)	PRICE EACH 3/8 & 1/2"		PRICE EACH 5/8 & 3/4"		STD. PACK	APRX. WEIGHT EACH (LBS.)			DISCOUNT SCHEDULE
	PLAIN	GALV.	PLAIN	GALV.		3/8"	1/2"	5/8 & 3/4"	
4 1/2	\$3.77	\$4.82	\$3.91	\$5.49	BULK	0.17	0.22	0.25	C
8	\$4.72	\$6.58	\$5.23	\$8.04	BULK	0.28	0.37	0.43	C
10	\$5.53	\$7.80	\$5.88	\$9.17	BULK	0.35	0.46	0.51	C
14	\$6.87	\$10.23	\$7.43	\$12.21	BULK	0.53	0.63	0.73	C

### Retaining Clip for Seismic Applications Fig. 89X (for use with Fig. 86, 88, 92, 93, 94 and 95)

LENGTH (In.)	PRICE EACH ¾ & ½"	PRICE EACH ⅝ & ¾"	STD. PACK	APRX. WEIGHT EACH (LBS.)		DISCOUNT SCHEDULE
	GALV.	GALV.		¾ & ½"	⅝ & ¾"	
6	\$4.35	\$4.35	BULK	0.11	0.14	C
8	\$5.86	\$5.86	BULK	0.15	0.18	C
10	\$7.07	\$7.07	BULK	0.18	0.28	C
14	\$10.24	\$10.24	BULK	0.26	0.32	C

## Fig. 92

**Size Range:** 3/8" and 1/2"

**Material:** Ductile iron, hardened steel cup point set screw and locknut.

**Finish:** Plain or Galvanized

**Service:** Recommended for use under roof installations with bar joist type construction, or for attachment to the top or bottom flange of structural shapes where the vertical hanger rod is required to be offset from the edge of the flange and where the thickness of joist or flange does not exceed 3/4".

**Approvals:** Complies with Federal Specification A-A-1192A (Type 19 & 23), WW-H-171-E (Type 23) and MSS-SP-69 (Type 19 & 23). UL and ULC Listed, and FM Approved.

**How to size:** Size of clamp is determined by size of rod to be used.

**Ordering:** Specify rod size, figure number, name of clamp and finish.



## Universal C-Type Clamp (Standard Throat) Fig. 92

ROD SIZE (In.)	PRICE EACH		STD. PACK	APRX. WEIGHT EACH (LBS.)	DISCOUNT SCHEDULE
	PLAIN	GALV.			
3/8	\$2.97	\$4.44	50	0.29	A
1/2*	\$5.05	\$8.06	50	0.63	A

■ Plain Sold in box only. \* Plain and Galvanized sold in box only.

\* For Domestic 1/2" FIG. 92D C-Clamp list pricing, please contact an Anvil Sales Rep.

3/8" offered in Domestic only

## Fig. 93

**Size Range:** 3/8" and 1/2"

**Material:** Ductile iron clamp, hardened steel cup point set screw and locknut.

**Finish:** Plain and Zinc Plated (Hot Dip Galvanized optional)

**Service:** Recommended for use under roof installations with bar joist type constructions, or for attachment to the top or bottom flange of structural shapes where the vertical hanger rod is required to be offset from the edge of the flange and where the thickness of joist or flange does not exceed 1 1/4".

**Approvals:** Complies with Federal Specification A-A-1192A (Type 19 & 23), WW-H-171-E (Type 23) and MSS-SP-69 (Type 19 & 23). UL and ULC Listed, and FM Approved.

**How to size:** Size of clamp is determined by size of rod to be used.

**Ordering:** Specify rod size, figure number, name of clamp and finish.



## Universal C-Type Clamp (Wide Throat) Fig. 93

ROD SIZE (In.)	PRICE EACH		STD. PACK	APRX. WEIGHT EACH (LBS.)	DISCOUNT SCHEDULE
	PLAIN	GALV.			
3/8	\$5.29	\$7.02	50	0.41	A
1/2	\$7.94	\$10.20	20	0.75	A

■ Plain Sold in box only.

3/8" offered in Import only

## Fig. 94

**Size Range:** 5/8" and 3/4"

**Material:** Ductile iron body, hardened steel cup point set screw and locknut.


**Finish:** Plain or Zinc Plated (Hot Dip Galvanized optional)

**Service:** Recommended for use under roof installations with bar joist type construction, or for attachment to the top flange of structural shapes where the vertical hanger rod is required to be offset from the edge of the flange and where the thickness of joists or flange does not exceed 1 5/16".

**Approvals:** Complies with Federal Specification A-A-1192A (Type 19), WW-H-171-E (Type 19) and MSS-SP-69 (Type 19). UL Listed and FM Approved.

**How to size:** Size of clamp is determined by size of rod to be used.

**Ordering:** Specify rod size, figure number, name of clamp and finish.



## Wide Throat Top Beam C-Clamp Fig. 94

ROD SIZE (In.)	PRICE EACH		STD. PACK	APRX. WEIGHT EACH (LBS.)	DISCOUNT SCHEDULE
	PLAIN	GALV.			
5/8	\$14.02	\$16.75	20	0.55	A
3/4	\$18.75	\$21.16	20	0.78	A

■ Plain Sold in box only.

## Fig. 95

**Size Range:** 3/8" through 1/2" rod

**Material:** Carbon Steel

**Finish:** Plain or Galvanized

**Service:** Designed for fastening flange of "W" and "M" beam. Bottom hole tapped to accommodate hanger rod.

**Approvals:** Complies with Federal Specification A-A-1192A (Type 23), WW-H-171-E (Type 23) and MSS-SP-69 (Type 23). UL Listed (Sizes 3/8"). FM Approved (Sizes 3/8" - 1/2").

**Ordering:** Specify rod size, figure number, name and finish.

**Note:** If a retaining clip is desired, you may specify either Fig. 89X or Fig. 89.

For length and other ordering information, refer to Fig. 89X and Fig. 89.



## C-Clamp with Locknut Fig. 95

ROD SIZE (In.)	PRICE EACH		STD. PACK	APRX. WEIGHT EACH (LBS.)	DISCOUNT SCHEDULE
	PLAIN	GALV.			
3/8	\$8.88	\$9.58	100	0.34	B
1/2	\$13.44	\$16.10	50	0.40	B

■ Plain Sold in box only.

**Fig. 98 & Fig. C-98**

**Size Range:** The Anvil Variable Spring Hanger in five series and seven types is offered in twenty-three sizes. The hanger can be furnished to take loads 10 lbs. to 50,000 lbs.

**Finish:** Standard finish; painted with semi gloss primer. Corrosion resistant; galvanized with coated coil.

**Recommended Service:** Pipe hangers located at points that are subject to vertical thermal movement and for which a constant support hanger is not required. Type D & E spring hangers may accommodate less than 4° of rod swing depending on size, figure number, and application.

**Approvals:** WW-H-171E (Types 51, 56 and 57) and MSS-SP-69 (Types 51, 52 and 53).

**Ordering:** For ordering information, refer to the Anvil Pipe Hanger Catalog.



## Pre-Engineered Spring Hanger Double Spring (Carbon Steel) Corrosion Resistant Fig. 98 & C-98

FOR PRICES, CONTACT

ANVIL ENGINEERED PIPE SUPPORTS (NORTH KINGSTOWN, RI PLANT)  
401-886-3025

FOR WEIGHTS, SEE ANVIL PIPE HANGER CATALOG.

FOR FURTHER INFORMATION, CONTACT

ANVIL ENGINEERED PIPE SUPPORTS (NORTH KINGSTOWN, RI PLANT)  
401-886-3025

**Fig. 100**

**Size Range:** 3/4" through 8"

**Material:** Carbon steel

**Finish:** Plain or Galvanized

**Service:** For attachment to structure without use of rods.

**Maximum Temperature:** Plain 650° F, Galvanized 450° F

**Ordering:** Specify pipe size, figure number, name and finish.



## Extended Pipe Clamp Fig. 100

PIPE SIZE (In.)	PRICE EACH		STD. PACK	APRX. WEIGHT EACH (LBS.)	DISCOUNT SCHEDULE
	PLAIN	GALV.			
1/2	\$59.03	\$63.56	BULK	2.14	C
3/4	\$60.39	\$65.32	BULK	2.20	C
1	\$78.71	\$81.43	BULK	2.25	C
1 1/4	\$79.45	\$82.47	BULK	2.34	C
1 1/2	\$80.67	\$83.48	BULK	2.39	C
2	\$83.44	\$90.31	BULK	3.25	C
2 1/2	\$84.45	\$92.69	BULK	3.40	C
3	\$86.05	\$100.77	BULK	3.58	C
4	\$98.69	\$115.36	BULK	4.74	C
5	\$106.42	\$125.57	BULK	5.09	C
6	\$125.20	\$167.71	BULK	8.23	C
8	\$135.03	\$181.56	BULK	9.25	C

**Fig. 103**
**Size Range:** ¾" through 8"

**Material:** Carbon steel

**Finish:** Plain or Galvanized

**Service:** For use in supporting piping away from wall or floor.

**Maximum Temperature:** Plain 650° F, Galvanized 450° F

**Ordering:** Specify pipe size, figure number, name and finish.

**Offset Pipe Clamp Fig. 103**

PIPE SIZE (In.)	PRICE EACH		STD. PACK	APRX. WEIGHT EACH (LBS.)	DISCOUNT SCHEDULE
	PLAIN	GALV.			
¾	\$66.53	\$73.33	BULK	1.50	C
1	\$66.53	\$73.33	BULK	1.60	C
1 ¼	\$67.00	\$73.66	BULK	1.70	C
1 ½	\$72.61	\$76.34	BULK	1.80	C
2	\$78.32	\$81.94	BULK	2.90	C
2 ½	\$79.77	\$86.41	BULK	2.90	C
3	\$82.21	\$87.86	BULK	3.20	C
4	\$92.69	\$104.24	BULK	4.60	C
5	\$100.93	\$126.94	BULK	7.30	C
6	\$125.20	\$156.36	BULK	7.80	C
8	\$136.71	\$171.80	BULK	9.00	C

**Fig. 104**
**Size Range:** ¾" through 8"

**Material:** Malleable iron, carbon steel

**Finish:** Plain or Zinc Plated (Hot Dip Galvanized optional)

**Service:** Recommended for suspension of non-insulated stationary pipe lines.

**Maximum Temperature:** 450° F

**Approvals:** Complies with Federal Specification A-A-1192A (Type 6), WW-H-171-E (Type 6) and MSS-SP-69 (Type 6).

**Ordering:** Specify pipe size, figure number, name and finish.

**Adjustable Swivel Split Ring Fig. 104**

PIPE SIZE (In.)	PRICE EACH		STD. PACK	APRX. WEIGHT EACH (LBS.)	DISCOUNT SCHEDULE
	PLAIN	GALV.			
¾	\$39.97	\$42.46	35	0.30	C
1	\$42.46	\$45.08	35	0.30	C
1 ¼	\$42.21	\$48.74	35	0.35	C
1 ½	\$50.06	\$53.78	65	0.39	C
2	\$56.83	\$60.84	50	0.48	C
2 ½	\$86.51	\$93.25	30	0.67	C
3	\$99.67	\$108.39	20	0.98	C
4	\$144.13	\$174.85	10	1.70	C
6	\$252.12	\$291.75	BULK	3.73	C
8	\$295.26	\$333.55	BULK	5.85	C

**Fig. 108**
**Size Range:** ⅜" through 8"

**Material:** Malleable iron

**Finish:** Plain

**Service:** Recommended for suspension of non-insulated stationary pipe lines or conduit. May be used with rod socket Fig. 110R or turnbuckle adjuster Fig. 114.

**Maximum Temperature:** 450° F

**Approvals:** Complies with Federal Specification A-A-1192A (Type 11), WW-H-171-E (Type 11) and MSS-SP-69 (Type 11).

**Ordering:** Specify pipe size, figure number, name.

**Split Pipe Ring Fig. 108**

PIPE SIZE (In.)	PRICE EACH		STD. PACK	APRX. WEIGHT EACH (LBS.)	DISCOUNT SCHEDULE
	PLAIN				
⅜	\$17.99		75	0.06	C
½	\$17.99		100	0.07	C
¾	\$18.17		75	0.10	C
1	\$19.25		50	0.12	C
1 ¼	\$23.85		50	0.19	C
1 ½	\$29.01		50	0.24	C
2	\$32.83		65	0.33	C
2 ½	\$47.36		20	0.43	C
3	\$59.21		25	0.59	C
4	\$61.73		6	0.95	C
5	\$81.97		-	1.49	C
6	\$183.33		-	2.50	C
8	\$269.08		-	5.15	C

**Fig. 110R**
**Size Range:** ¼" through ⅝"

**Material:** Malleable iron

**Finish:** Plain

**Service:** For attaching hanger rod to various types of building attachments.

**Maximum Temperature:** 450° F

**Approvals:** Complies with Federal Specification A-A-1192A (Type 16), WW-H-171-E (Type 16) and MSS-SP-69 (Type 16). UL Listed and FM Approved (Sizes ⅜" - ⅝").

**Ordering:** Specify rod tapping size, figure number and name.

**Socket, Rod Threaded Fig. 110R**

ROD SIZE (In.)	PRICE EACH		STD. PACK	APRX. WEIGHT EACH (LBS.)	DISCOUNT SCHEDULE
	PLAIN				
¼	\$5.86		50	0.05	C
⅜	\$5.87		100	0.07	C
½	\$7.75		50	0.13	C
⅝	\$14.49		25	0.19	C
¾	\$20.36		-	0.31	C
⅞	\$28.56		-	0.44	C

## Fig. 112 & Fig. 113

**Size Range:** 1" and 1 1/4"

**Material:** Malleable iron bracket and pipe end; hex cap, screw and nut.

**Finish:** Plain

**Service:** For bracing piping against sway and seismic movement.

**Ordering:** Specify size, figure number, name.



### Brace Fitting Complete Fig. 112 Pipe End Only Fig. 113

PIPE SIZE (In.)	PRICE EACH PLAIN		STD. PACK	APRX. WEIGHT EACH (LBS.)		DISCOUNT SCHEDULE
	FIG. 112	FIG. 113		FIG. 112	FIG. 113	
1	\$48.72	\$15.53	BULK	0.93	0.50	C
1 1/4	\$61.34	\$26.24	BULK	1.42	0.85	C

## Fig. 114

**Size Range:** 1/4" through 3/4"

**Material:** Malleable iron

**Finish:** Plain

**Approvals:** Complies with Federal Specification A-A-1192A (Type 15), WW-H-171-E (Type 15) and MSS-SP-69 (Type 15).

**Maximum Temperature:** 450° F

**Ordering:** Specify rod size, figure number and name.



### Turnbuckle Adjuster Fig. 114

ROD SIZE (IN.)	PRICE EACH	STD. PACK	APRX. WEIGHT EACH (LBS.)	DISCOUNT SCHEDULE
	PLAIN			
1/4	\$22.28	25	0.09	C
3/8	\$22.28	50	0.23	C
1/2	\$27.68	50	0.20	C
5/8	\$42.46	25	0.46	C
3/4	\$51.60	25	0.46	C

## Fig. 120

**Size Range:** 1/2" through 10"

**Material:** Carbon steel

**Finish:** Plain or Galvanized

**Service:** Recommended for support, or guide of relatively light loads. Normally used with two hex nuts.

**Maximum Temperature:** 650° F.

**Ordering:** Specify rod size x pipe size, figure number and name. Hex nuts must be ordered separately.



### Light Weight U-Bolt Fig. 120

PIPE SIZE (In.)	ROD SIZE (In.)	PRICE EACH		STD. PACK	APRX. WEIGHT EACH (LBS.)	DISCOUNT SCHEDULE
		PLAIN	GALV.			
1/2	1/4	\$2.11	\$2.64	BULK	0.06	C
3/4	1/4	\$2.18	\$2.71	BULK	0.07	C
1	1/4	\$2.35	\$2.99	BULK	0.07	C
1 1/4	1/4	\$2.55	\$3.25	BULK	0.08	C
1 1/2	1/4	\$2.55	\$3.25	BULK	0.09	C
2	1/4	\$2.69	\$3.37	BULK	0.10	C
2 1/2	3/8	\$3.63	\$5.61	BULK	0.28	C
3	3/8	\$3.63	\$5.61	BULK	0.31	C
3 1/2	3/8	\$4.13	\$6.10	BULK	0.35	C
4	3/8	\$4.59	\$6.59	BULK	0.38	C
5	3/8	\$5.76	\$8.72	BULK	0.45	C
6	1/2	\$9.13	\$12.38	BULK	0.95	C
8	1/2	\$13.99	\$20.51	BULK	1.17	C
10	5/8	\$24.22	\$35.68	BULK	2.27	C

## Fig. 126

**Size Range:** 3/8" through 4"

**Material:** Malleable iron

**Finish:** Plain or Zinc Plated (Hot Dip Galvanized optional)

**Service:** For support of standard conduit, cable and steel pipe on walls or sides of beams. Not recommended for use horizontally on ceilings, bottoms of beams and similar installations since the factor of safety is greatly reduced when so used.

**Maximum Temperature:** 450° F

**Ordering:** Specify pipe size, figure number, name and finish. Specify nominal size of conduit or pipe or outside diameter of lead cable with which the clamp is to be used.



### One-Hole Clamp Fig. 126

PIPE SIZE (In.)	PRICE EACH		STD. PACK	APRX. WEIGHT EACH (LBS.)	DISCOUNT SCHEDULE
	PLAIN	ZINC PLTD.			
3/8	\$2.61	\$3.12	100	0.03	C
1/2	\$3.41	\$4.36	100	0.03	C
3/4	\$4.37	\$4.72	100	0.05	C
1	\$4.65	\$5.01	75	0.12	C
1 1/4	\$6.86	\$8.83	100	0.12	C
1 1/2	\$8.03	\$10.15	70	0.16	C
2	\$10.53	\$14.67	35	0.25	C
2 1/2	\$20.57	\$28.90	50	0.49	C
3	\$27.63	\$34.49	25	0.82	C
4	\$39.50	\$47.95	-	1.31	C

**Fig. 127**
**Size Range:** 3/8" and 1/2"

**Material:** Plastic

**Service:** Recommended for giving a finished appearance where rod enters ceiling.

**Ordering:** Specify rod size, figure number, name. (rod not included)

**Plastic Ceiling Plate Fig. 127**

ROD SIZE (In.)	PRICE EACH	STD. PACK	APRX. WEIGHT EACH (LBS.)	DISCOUNT SCHEDULE
3/8	\$1.89	-	0.01	C
1/2	\$9.33	-	0.07	C

**Fig. 128R**
**Size Range:** 3/8" and 1/2"

**Material:** Malleable iron

**Finish:** Plain or Galvanized

**Service:** Recommended for attachment to wood beams or ceiling.

**Ordering:** Specify rod size, figure number, name and finish.

**Rod Threaded Ceiling Flange Fig. 128R**

ROD SIZE (In.)	PRICE EACH		STD. PACK	APRX. WEIGHT EACH (LBS.)	DISCOUNT SCHEDULE
	PLAIN	GALV.			
3/8	\$3.34	\$4.45	50 ■	0.16	A
1/2	\$6.19	\$7.90	50	0.16	A

■ Plain and Galvanized sold in box only.

3/8" offered in Import only

**Fig. 133**
**Size Range:** 4" through 8"

**Material:** Carbon steel

**Finish:** Plain or Galvanized

**Service:** Clamp centers the load on beam to prevent distortion.

**Approvals:** Complies with Federal Specification A-A-1192A (Type 21), WW-H-171-E (Type 21) and MSS-SP-69 (Type 21). UL Listed and FM Approved when used with 3/8" and 1/2" rod.

**Ordering:** Figure number, width of flange, name and finish.

**Note:** Spacer is furnished for use with Fig. 290 weldless eye nuts. Spacer may be removed for use with Fig. 278 eye rods.

**Beam Clamp-Standard Duty Fig. 133**

FLANGE WIDTH (In.)	PRICE EACH		STD. PACK	APRX. WEIGHT EACH (LBS.)	DISCOUNT SCHEDULE
	PLAIN	GALV.			
4	\$18.20	\$23.72	25	0.89	C
5	\$19.84	\$26.12	25	0.98	C
6	\$22.27	\$29.58	25	1.12	C
7	\$24.73	\$32.94	10	1.28	C
8	\$26.36	\$35.39	10	1.41	C

**Fig. 134**
**Size Range:** 4" through 12"

**Material:** Carbon steel

**Finish:** Plain or Galvanized

**Service:** Clamp centers the load on beam to prevent distortion.

**Approvals:** Complies with Federal Specification A-A-1192A (Type 21), WW-H-171-E (Type 21) and MSS-SP-69 (Type 21). UL Listed and FM Approved when used with 1/2" and 3/8" rod.

**Ordering:** Figure number, width of flange, name and finish.

**Note:** Spacer is furnished for use with Fig. 290 weldless eye nuts. Spacer may be removed for use with Fig. 278 eye rods.

**Beam Clamp-Heavy Duty Fig. 134**

FLANGE WIDTH (In.)	PRICE EACH		STD. PACK	APRX. WEIGHT EACH (LBS.)	DISCOUNT SCHEDULE
	PLAIN	GALV.			
4	\$70.27	\$93.87	BULK	3.95	C
5	\$72.79	\$94.95	BULK	4.33	C
6	\$75.36	\$101.68	BULK	4.75	C
7	\$109.72	\$145.46	BULK	5.11	C
8	\$110.69	\$148.42	BULK	5.60	C
9	\$114.33	\$154.53	BULK	5.74	C
10	\$116.64	\$158.78	BULK	6.03	C
11	\$152.85	\$175.03	BULK	6.31	C
12	\$157.88	\$180.28	BULK	6.59	C

## Fig. 135, Fig. 135E & Fig. 135R

**Size Range:** 1/4" through 1"

**Material:** Carbon steel

**Finish:** Fig. 135 Plain; Fig.135E and Fig.135R Galvanized

**Service:** For connecting rods to accommodate up to 1" diameter and support up to 5,900 pounds.

**Ordering:** Specify rod size, figure number and name.



### Steel Rod Coupling (With Sight Hole) Fig. 135 Steel Rod Coupling (Less Sight Hole) Fig. 135E

ROD SIZE (In.)	PRICE EACH		STD. PACK		APRX. WEIGHT EACH (LBS.)		DISCOUNT SCHEDULE
	FIG. 135	FIG. 135E	FIG. 135	FIG. 135E	FIG. 135	FIG. 135E	
1/4	-	\$4.22	-	-	-	0.03	C
3/8	\$14.99	\$4.22	BULK	500	0.11	0.09	C
1/2	\$16.91	\$4.12	BULK	400	0.12	0.11	C
5/8	\$26.62	\$7.46	BULK	250	0.24	0.24	C
3/4	\$40.53	\$13.78	BULK	150	0.42	0.29	C
7/8	\$78.19	\$33.34	BULK	125	0.66	0.57	C
1	\$123.59	\$54.53	BULK	-	1.00	0.71	C

### Steel Rod Coupling (Reducing) Fig. 135R

ROD SIZE (In.)	FIG. 135R GALV.	STD. PACK	APRX. WEIGHT EACH (LBS.)	DISCOUNT SCHEDULE
3/8 x 1/4	\$7.20	BULK	0.13	C
1/2 x 3/8	\$8.02	BULK	0.13	C
5/8 x 1/2	\$11.18	BULK	0.19	C
3/4 x 5/8	\$19.94	BULK	0.26	C
7/8 x 3/4	\$33.90	BULK	0.41	C

## Fig. 136

**Size Range:** 1/4" through 1"

**Material:** Malleable iron

**Finish:** Plain or Galvanized

**Service:** For connecting rod lengths within limitation.

**Approvals:** UL and ULC Listed, and FM Approved (Sizes 3/8" - 7/8").

**Ordering:** Specify rod tapping size, figure number and name. Furnished with right-hand UNC threads only.



### Rod Coupling, Straight Fig. 136

ROD SIZE (In.)	PRICE EACH		STD. PACK	APRX. WEIGHT EACH (LBS.)	DISCOUNT SCHEDULE
	PLAIN	GALV.			
1/4	\$5.42	\$5.61	50	0.06	C
3/8	\$5.48	\$6.12	75	0.09	C
1/2	\$7.27	\$8.54	40	0.20	C
5/8	\$8.44	\$10.72	25	0.33	C
3/4	\$11.52	\$15.04	20	0.44	C
7/8	\$19.29	\$25.44	BULK	0.96	C
1	\$25.93	\$33.63	BULK	0.94	C

## Fig. 136R

**Size Range:** 1/4" through 1/2"

**Material:** Malleable iron

**Finish:** Plain or Zinc Plated

(Hot Dip Galvanized optional)

**Service:** For connecting rod lengths within limitation.

**Approvals:** UL and ULC Listed, and FM Approved (Sizes 3/8" - 7/8").

**Ordering:** Specify rod tapping size, figure number and name. Furnished with right-hand UNC threads only.



### Rod Coupling, Reducing Fig. 136R

ROD SIZE (In.)	PRICE EACH		STD. PACK	APRX. WEIGHT EACH (LBS.)	DISCOUNT SCHEDULE
	PLAIN	ZINC PLTD.			
1/2 x 3/8	\$13.25	\$15.04	40	0.21	C

**Fig. 137 & Fig. 137S**
**Size Range:**

½" through 36"

**Material:** Carbon steel U-bolt and four finished hex nuts

**Finish:** Plain, Galvanized or Stainless Steel

**Service:** Recommended for support, or guide of heavy loads; often employed in power, process plant and marine service.

**Approvals:** Complies with Federal Specification A-A-1192A (Type 24), WW-H-171-E (Type 24) and MSS-SP-69 (Type 24).

**Ordering Fig. 137:** Specify rod size x pipe size (e.g., ½" x 6"), figure number, name. U-bolt will be furnished with longer tangents D or with longer threads E if so required and ordered. If hex nuts are not required, specify "without hex nuts."

**Ordering Fig. 137S:** 10 Piece Minimum Order Quantity on Special U-Bolts. Specify figure number, name, material specification, dimensions A, B, C, D and E, and "with hex nuts" or "without hex nuts."

**Note:** Special diameters available upon request.

**Standard U-Bolt Fig. 137  
Special U-Bolt (Non-Standard) Fig. 137S**

PIPE SIZE (in.)	ROD SIZE (in.)	PRICE EACH WITH 4 HEX NUTS			STD. PACK	APRX. WEIGHT EACH (LBS.)	DISCOUNT SCHEDULE
		PLAIN	GALV.	304 STAINLESS STEEL			
½	¼	\$3.55	\$4.05	POA	50	0.11	A
¾	¼	\$3.55	\$4.05	POA	50	0.12	A
1	¼	\$3.67	\$4.22	POA	50	0.10	A
1 ¼	⅜	\$4.39	\$5.33	POA	50	0.28	A
1 ½	⅜	\$4.69	\$5.67	POA	50	0.30	A
2	⅜	\$5.11	\$6.14	POA	50	0.33	A
2 ½	½	\$8.50	\$10.00	POA	50	0.73	A
3	½	\$8.89	\$11.27	POA	50	0.78	A
3 ½	½	\$9.37	\$12.13	-	50	0.84	A
4	½	\$9.61	\$12.35	POA	50	0.90	A
5	½	\$10.00	\$14.52	POA	50	1.01	A
6	⅝	\$20.71	\$27.60	POA	25	1.97	A
8	⅝	\$24.56	\$30.17	POA	25	2.33	A
10	¾	\$44.02	\$52.34	POA	-	4.05	A
12	⅞	\$59.02	\$75.91	POA	-	6.13	A
14	⅞	\$113.92	\$154.82	-	-	8.28	B
16	⅞	\$132.01	\$183.88	-	-	9.15	B
18	1	\$180.92	\$215.90	-	-	13.48	B
20	1	\$190.90	\$249.07	-	-	14.00	B
24	1	\$229.15	\$319.99	-	-	16.00	B
30	1	\$295.64	\$444.32	-	-	19.17	B
36	1	\$341.54	\$586.87	-	-	23.20	B

**Fig. 137C**
**Size Range:** ½" through 8"

**Material:** Carbon steel U-bolt and four finished hex nuts. Formed portion of the U-bolt is plastic coated.

**Maximum Temperature:** 225° F

**Service:** Recommended for support or guide for glass, copper, brass and aluminum pipe.

**Approvals:** Complies with Federal Specification A-A-1192A (Type 24), WW-H-171-E (Type 24) and MSS-SP-69 (Type 24).

**Ordering:** Specify rod size x pipe size (e.g., ¾" x 2"), figure number and name. If hex nuts are not required, specify "without hex nuts."

**Note:** Galvanized plastic coated U-Bolts are POA.

**Plastic Coated U-Bolt (Plain) Fig. 137C**

PIPE SIZE (in.)	ROD SIZE (in.)	PRICE EACH COATED WITH 4 HEX NUTS	STD. PACK	APRX. WEIGHT EACH (LBS.)	DISCOUNT SCHEDULE
½	¼	\$17.89	50	0.11	A
¾	¼	\$18.25	50	0.12	A
1	¼	\$17.99	50	0.12	A
1 ¼	⅜	\$20.25	50	0.28	A
1 ½	⅜	\$20.86	50	0.30	A
2	⅜	\$22.26	50	0.33	A
2 ½	½	\$25.39	50	0.73	A
3	½	\$27.31	50	0.78	A
3 ½	½	\$28.72	50	0.84	A
4	½	\$27.68	50	0.90	A
5	½	\$29.51	50	1.01	A
6	⅝	\$47.66	25	1.97	A
8	⅝	\$56.51	25	2.33	A

**Fig. 138R**
**Size Range:** 3/8" through 3"

**Material:** Malleable iron

**Finish:** Plain or Zinc Plated

**Service:** Recommended for non-insulated stationary pipe lines.

**Maximum Temperature:** 450° F

**Approvals:** Complies with Federal Specification A-A-1192A (Type 12), WW-H-171-E (Type 25) and MSS-SP-69 (Type 12).

**Ordering:** Specify pipe size, figure number, name and finish.

**Imported-Extension Split Pipe Clamp (Rod Threaded) Fig. 138R**

PIPE SIZE (In.)	PRICE EACH		STD. PACK	APRX. WEIGHT EACH (LBS.)	DISCOUNT SCHEDULE
	PLAIN	ZINC PLTD.			
3/8	\$3.94	\$4.04	50	0.10	AA
1/2	\$3.94	\$4.78	50	0.13	AA
3/4	\$4.52	\$4.84	50	0.14	AA
1	\$4.91	\$5.11	50	0.16	AA
1 1/4	\$5.68	\$6.05	50	0.22	AA
1 1/2	\$7.82	\$8.58	50	0.24	AA
2	\$10.59	\$11.34	50 ■	0.31	AA
2 1/2	\$21.78	\$22.64	25 ■	0.60	AA
3	\$25.90	\$26.99	25	0.74	AA

■ Plain Sold in box only.

**Fig.140**
**Size Range:** 3/8" through 5"

**Material:** Carbon steel

**Finish:** Plain or Galvanized

**Ordering:** Specify rod size, figure number, name, rod length and finish. Specify thread length if other than standard.

**Note:** For right and left hand threads, see Fig. 253

 1 1/4" through 5" is POA.  
 All Galvanized is POA.

**Machine Threaded Rods, Threaded Both Ends, Right Hand Threads Fig. 140-Hanger Rod**

LENGTH (In.)	PLAIN PRICE EACH BY ROD SIZE—INCHES						STD. PACK	DISCOUNT SCHEDULE
	3/8"	1/2"	5/8"	3/4"	7/8"	1		
8	POA	POA	POA	POA	POA	POA	BULK	C
10	POA	POA	POA	POA	POA	POA	BULK	C
12	POA	POA	POA	POA	POA	POA	BULK	C
14	POA	POA	POA	POA	POA	POA	BULK	C
18	POA	POA	POA	POA	POA	POA	BULK	C
24	POA	POA	POA	POA	POA	POA	BULK	C
30	POA	POA	POA	POA	POA	POA	BULK	C
36	POA	POA	POA	POA	POA	POA	BULK	C
42	POA	POA	POA	POA	POA	POA	BULK	C
48	POA	POA	POA	POA	POA	POA	BULK	C
54	POA	POA	POA	POA	POA	POA	BULK	C
60	POA	POA	POA	POA	POA	POA	BULK	C
66	POA	POA	POA	POA	POA	POA	BULK	C
72	POA	POA	POA	POA	POA	POA	BULK	C

Each additional foot of rod or fraction thereof is POA.

**Fig.142**
**Size Range:** 3/8" and 1/2"

**Material:** Carbon steel

**Finish:** Plain

**Ordering:** Specify rod size, figure number, name and rod length.

**Coach Screw Rods, Machine Threaded on Opposite Ends Fig. 142-Hanger Rod**

ROD SIZE (In.)	ROD LENGTH (In.)	PRICE EACH PLAIN	DISCOUNT SCHEDULE
3/8	3 1/2	\$3.77	C
3/8	8	\$6.69	C
1/2	3 1/2	\$5.71	C
1/2	8	\$13.91	C

**Fig. 146**
**Size Range:** 1/4" through 1 1/2" Stocked in six, ten, and twelve foot lengths. Other even foot lengths can be furnished to order.

**Material:** Carbon steel; rod threaded complete length

**Finish:** Plain or galvanized

**Maximum Temperature:** 650° F

**Ordering:** Specify rod diameter and length, figure number, name and finish.


**For current list prices on plain or galvanized rod, please refer to the All Thread Rod (ATR) price sheet or consult your local Anvil Sales Representative**

**Continuous Threaded Rod Fig. 146-Hanger Rod**

ROD SIZE (In.)	STD. PACK	APRX. WEIGHT EACH (LBS.)
1/4	48	0.12
3/8	24	0.30
1/2	12	0.53
5/8	6	0.84
3/4	6	1.20
7/8	4	1.70
1	4	2.30
1 1/4	4	3.60
1 1/2	4	5.10

**Fig. 148**
**Size Range:** 2 3/4" through 5"

**Material:** Carbon steel

**Finish:** Plain or Galvanized\*

**Service:** A large diameter rod with eye end for load ratings thru 184,000 pounds.

**Ordering:** Specify rod size, figure number, name, finish and "L" dimension. Indicate if desired thread length is other than standard.

\*Galvanized pricing POA


**Rod with Eye End Fig. 148**

ROD SIZE (In.)	STD. MIN. ROD LENGTH (IN.)	STD. THREAD LENGTH (IN.)	PRICE MIN. LENGTH EACH	ADD TO MIN. LENGTH, PRICES FOR EACH ADD'L FOOT OR FRACTION THEREOF	STD. PACK	APRX. WEIGHT EACH (LBS.) (MIN. LENGTH)	DISCOUNT SCHEDULE
2 3/4	19	12	POA	POA	BULK	35.9	C
3	20	12	POA	POA	BULK	42.9	C
3 1/4	21	12	POA	POA	BULK	54.7	C
3 1/2	24	15	POA	POA	BULK	63.7	C
3 3/4	25	15	POA	POA	BULK	80.0	C
4	26	15	POA	POA	BULK	97.0	C
4 1/4	30	18	POA	POA	BULK	127.0	C
4 1/2	30	18	POA	POA	BULK	131.0	C
4 3/4	31	18	POA	POA	BULK	154.0	C
5	32	18	POA	POA	BULK	175.0	C

**Fig. 152**
**Size Range:** 3/8" through 7/8"

**Material:** Malleable iron

**Finish:** Plain

**Service:** Upper attachment for suspending pipe from a concrete ceiling where no lateral adjustment is required.

**Approvals:** UL and ULC Listed, and FM Approved.

**Ordering:** Specify rod size, figure number and name.

**Screw Concrete Insert Fig. 152**

ROD SIZE (In.)	PRICE EACH PLAIN	STD. PACK	APRX. WEIGHT EACH (LBS.)	DISCOUNT SCHEDULE
3/8	\$21.01	35	0.31	C
1/2	\$24.42	35	0.32	C
5/8	\$34.58	30	0.37	C
3/4	\$35.19	15	0.64	C
7/8	\$37.40	15	0.71	C

**Fig. 153**
**Size Range:** 3/8" through 3/4"

**Material:** Malleable iron

**Finish:** Plain

**Service:** Recommended for suspension of pipe lines or conduit from level ceilings.

**Approvals:** UL and ULC Listed, and FM Approved.

**Ordering:** specify rod size, figure number and name.

**Pipe Hanger Flange Fig. 153**

ROD SIZE (In.)	PRICE EACH PLAIN	STD. PACK	APRX. WEIGHT EACH (LBS.)	DISCOUNT SCHEDULE
3/8	\$26.68	BULK	0.39	C
1/2	\$48.55	BULK	0.93	C
5/8	\$49.27	BULK	1.48	C
3/4	\$70.37	BULK	2.24	C

**Fig. 157**
**Size Range:** 3/8" through 7/8"

**Material:** Malleable iron

**Finish:** Plain or Zinc Pltd

**Maximum Temperature:** 450° F

**Service:** For attaching hanger rod to various types of building attachments.

**Approvals:** UL Listed and FM Approved.

**Ordering:** Specify rod size, figure number, name and finish.

**Extension Piece Fig. 157**

ROD SIZE (In.)	PRICE EACH		STD. PACK	APRX. WEIGHT EACH (LBS.)	DISCOUNT SCHEDULE
	PLAIN	ZINC PLTD			
3/8	\$11.35	\$13.65	35	0.20	C
1/2	\$16.82	\$18.20	20	0.34	C
5/8	\$20.14	\$22.78	15	0.42	C
3/4	\$27.80	\$33.44	1	0.63	C
7/8	\$39.75	\$44.13	1	0.78	C

## Fig. 160, Fig. 161, Fig. 162, Fig. 163, Fig. 164, Fig. 165, Fig. 165A & Fig. 166A

**Size Range:** ¾" through 36"

**Material:**

- Figs. 160, 161, 162, 163, 164, and 165 are curved carbon steel plate.
- Figs. 165A and 166A are alloy steel manufactured from ASTM A-387 Grade 22 Chrome Molybdenum steel plate.
- Figs. 165A and 166A have a welded-in center plate in all sizes.
- All other saddles have a welded-in center plate for pipe sizes 12" and larger.
- All saddles are 12" long with side edges turned up.

**Finish:** Plain

**Service:** Designed for use on insulated high temperature systems where heat losses are to be kept to a minimum and to protect insulation against damage.

**Maximum Temperature:** 650° F carbon steel, 950° F alloy steel

**Approvals:** Complies with Federal Specification A-A-1192A (Type 39A & 39B), WW-H-171-E (Type 40A & 40B) and MSS-SP-69 (Type 39A & 39B).

**Ordering:** Specify pipe size, figure number and name. Data for 42" size available on request.



PIPE SIZE (In.)	PRICE EACH						STD. PACK	DISCOUNT SCHEDULE
	160-1"	161-1½"	162-2"	163-2½"	164-3"	165-4"		
¾"	\$18.65	\$22.24	\$24.51	-	-	-	BULK	A
1"	\$18.65	\$22.24	\$24.51	-	-	-	BULK	A
1 ¼"	\$18.65	\$22.24	\$24.51	\$33.72	-	-	BULK	A
1 ½"	\$19.84	\$22.24	\$28.93	\$33.72	-	-	BULK	A
2"	\$19.84	\$24.13	\$28.93	\$33.72	\$36.08	-	BULK	A
2 ½"	\$19.84	\$29.13	\$28.93	\$34.93	\$36.08	-	BULK	A
3"	\$26.65	\$29.13	\$34.00	\$34.93	\$36.08	-	BULK	A
3 ½"	\$29.53	\$30.64	\$34.00	\$37.99	\$36.08	-	BULK	A
4"	\$29.53	\$30.64	\$34.00	\$37.99	\$36.08	\$53.81	BULK	A
5"	\$29.53	\$30.64	\$34.00	\$37.99	\$36.08	\$53.81	BULK	A
6"	\$35.38	\$41.39	\$48.72	\$57.96	\$66.10	\$85.11	BULK	A
8"	-	\$52.06	\$57.44	\$64.15	\$66.10	\$85.11	BULK	A
10"	-	\$52.06	\$61.13	\$70.43	\$73.39	\$88.45	BULK	A
12"	-	\$129.47	\$145.45	\$155.05	\$167.26	\$198.69	BULK	A
14"	-	\$129.47	\$145.45	\$155.05	\$167.26	\$198.69	BULK	A
16"	-	\$167.32	\$188.97	\$198.24	\$234.09	\$262.66	BULK	A
18"	-	\$179.77	\$188.97	\$221.29	\$234.09	\$262.66	BULK	A
20"	-	\$203.20	\$209.90	\$221.29	\$242.07	\$378.73	BULK	A
24"	-	\$229.43	\$245.43	\$253.44	\$346.70	\$375.72	BULK	A
30"	-	\$256.71	\$269.76	\$324.77	\$337.60	\$396.44	BULK	A
36"	-	\$332.65	\$312.16	\$325.12	\$363.97	\$411.60	BULK	B

PIPE SIZE (In.)	165A-4" (ALLOY)	166A-5½" (ALLOY)	STD. PACK	DISCOUNT SCHEDULE
4	POA	POA	BULK	D
5	POA	POA	BULK	D
6	POA	POA	BULK	D
8	POA	POA	BULK	D
10	POA	POA	BULK	D
12	POA	POA	BULK	D
14	POA	POA	BULK	D
16	POA	POA	BULK	D
18	POA	POA	BULK	D
20	POA	POA	BULK	D
24	POA	POA	BULK	D
30	POA	POA	BULK	D
36	POA	POA	BULK	D

## Fig. 167

**Size Range:** ½" through 24" pipe with ½", ¾", 1", 1½" and 2" thick insulation

**Material:** Carbon steel


**Finish:** Galvanized

**Service:** Recommended for outside of foam or fiber glass insulation for distribution of loads to preclude crushing of insulation without breaking the vapor barrier.

**Approvals:** Complies with Federal Specification A-A-1192A (Type 40), WW-H-171-E (Type 41) and MSS-SP-69 (Type 40).

**How to size:** Refer to the Anvil Pipe Hanger Catalog.

**Ordering:** Specify size, figure number and name. Data applicable to shields for thicker insulation or larger pipe sizes is available upon request.



### Insulation Protection Shield Fig. 167

SHIELD SIZE	PRICE EACH GALV.	STD. PACK	APRX. WEIGHT EACH (LBS.)	DISCOUNT SCHEDULE	SHIELD SIZE	PRICE EACH GALV.	STD. PACK	APRX. WEIGHT EACH (LBS.)	DISCOUNT SCHEDULE
X1A	\$10.75	BULK	0.56	B	14C	\$67.50	BULK	11.08	B
1A	\$11.06	BULK	0.69	B	15C	\$82.47	BULK	11.90	B
2A	\$12.38	BULK	0.84	B	16C	\$84.80	BULK	12.74	B
3A	\$13.32	BULK	0.99	B	17C	\$94.36	BULK	13.59	B
4A	\$14.24	BULK	1.14	B	18C	\$97.02	BULK	14.50	B
5A	\$14.78	BULK	1.29	B	19C	\$161.71	BULK	21.24	B
6A	\$15.24	BULK	1.42	B	20C	\$169.97	BULK	22.41	B
7A	\$18.34	BULK	1.60	B	21C	\$172.01	BULK	23.58	B
8A	\$19.56	BULK	1.90	B	22C	\$176.71	BULK	25.93	B
9A	\$21.35	BULK	2.68	B	23C	\$191.08	BULK	25.92	B
10A	\$27.28	BULK	4.03	B	24C	\$203.57	BULK	27.09	B
9B	\$26.96	BULK	3.05	B	25C	\$209.95	BULK	28.26	B
10B	\$35.89	BULK	4.57	B	26C	\$235.63	BULK	30.60	B
11B	\$37.02	BULK	5.10	B	27C	\$235.63	BULK	31.77	B
12B	\$42.19	BULK	5.63	B	28C	\$246.79	BULK	33.03	B
13C	\$57.37	BULK	10.18	B					

## Fig. 168

**Size Range:** ½" through 8" pipe or copper tube with up to 2" insulation

**Material:** Carbon steel

**Finish:** Galvanized

**Approvals:** Complies with Federal Specification

A-A-1192A (Type 40), WW-H-171-E (Type 41) and MSS-SP-69 (Type 40).

**Service:** To be used with Fig. 65 or Fig. 260 clevis. Designed to prevent damage to insulation by hanger. Ribs keep shield centered in hanger.

**How to size:** Refer to the Anvil Pipe Hanger Catalog.

**Ordering:** Specify size, figure number and name.

**Note:** Data applicable to shields for thicker insulation or larger pipe size is available upon request.



### Rib-Lok Shield Fig. 168

SHIELD SIZE	PRICE EACH GALV.	STD. PACK	APRX. WEIGHT EACH (LBS.)	DISCOUNT SCHEDULE	SHIELD SIZE	PRICE EACH GALV.	STD. PACK	APRX. WEIGHT EACH (LBS.)	DISCOUNT SCHEDULE
1	\$9.56	BULK	0.40	C	8	\$18.66	BULK	1.20	C
2	\$10.05	BULK	0.44	C	9	\$20.96	BULK	1.28	C
3	\$10.75	BULK	0.48	C	10	\$21.43	BULK	1.45	C
4	\$11.55	BULK	0.59	C	11	\$31.47	BULK	2.18	C
5	\$13.04	BULK	0.67	C	12	\$31.70	BULK	2.45	C
6	\$14.63	BULK	0.97	C	13	\$41.46	BULK	2.75	C
7	\$18.45	BULK	1.07	C	14	\$42.71	BULK	3.06	C

## Fig. 170

**Size Range:** Available in four sizes to take loads to 20,700 (lbs). All sizes provide for 12 of horizontal travel.

**Service:** The Anvil Fig. 170 horizontal traveler facilitates the supporting of piping systems subject to linear horizontal movements where head room is limited. Designed for use with Anvil Variable Spring Hangers or Constant Supports it can also be used in conjunction with a rigid type hanger assembly.

**Approvals:** Complies with MSS-SP-69 (Type 58).

**Ordering:** Specify size number, figure number, name and "H" dimension, if required. Refer to the Anvil Pipe Hanger Catalog. Horizontal travelers will be designed for special loads, travels or dual directional travel upon request.



## Horizontal Traveler Fig. 170

FOR PRICES, CONTACT

ANVIL ENGINEERED PIPE SUPPORTS (NORTH KINGSTOWN, RI PLANT)  
401-886-3025

FOR WEIGHTS, SEE ANVIL PIPE HANGER CATALOG.

FOR FURTHER INFORMATION, CONTACT

ANVIL ENGINEERED PIPE SUPPORTS (NORTH KINGSTOWN, RI PLANT)  
401-886-3025

## Fig. 171

**Size Range:** 1" through 30"

**Material:** Cast iron roll and sockets, steel roll rod

**Finish:** Plain, Galvanized, or Resilient Coated

**Service:** For suspension of pipe from two rods where longitudinal expansion and contraction may occur.

**Approvals:** Complies with Federal Specification A-A-1192A (Type 41), WW-H-171-E (Type 42) and MSS-SP-69 (Type 41).

**Maximum Temperature:**

450° F at roller, 300° F at resilient coated roller

**How to size:** Refer to the Anvil Pipe Hanger Catalog.

**Ordering:** Include figure number, name and finish in all cases. Hanger rods and nuts to be ordered separately. Be certain to order oversized rolls when insulation and protection saddles makes this necessary.

**Note:** For domestic roll or resilient coated roller list pricing, please contact an Anvil Sales Rep.



## Single Pipe Roll Fig. 171

PIPE SIZE (In.)	PRICE EACH		STD. PACK	APRX. WEIGHT EACH (LBS.)	DISCOUNT SCHEDULE
	PLAIN	GALV.			
1	\$29.43	\$33.16	BULK	0.45	B
1 ¼	\$30.93	\$34.27	BULK	0.48	B
1 ½	\$30.92	\$34.94	BULK	0.51	B
2	\$30.92	\$34.94	BULK	0.57	B
2 ½	\$33.03	\$37.16	BULK	1.00	B
3	\$34.88	\$39.03	BULK	1.10	B
3 ½	\$38.69	\$42.60	BULK	1.35	B
4	\$38.61	\$42.82	BULK	1.65	B
5	\$46.04	\$48.97	BULK	2.35	B
6	\$78.45	\$104.27	BULK	3.91	B
8	\$97.21	\$107.61	BULK	6.35	B
10	\$120.90	\$140.63	BULK	9.50	B
12	\$186.58	\$232.45	BULK	15.90	B
14	\$289.76	\$352.50	BULK	24.25	B
16	\$393.59	\$452.24	BULK	31.85	B
18	\$433.56	\$533.21	BULK	35.50	B
20	\$518.32	\$630.63	BULK	43.00	B
24	\$915.77	\$1,077.76	BULK	76.30	B
30	\$1,656.66	\$1,938.27	BULK	124.00	B

## Fig. 175

**Size Range:** 2" through 30" pipe

**Material:** Cast iron roll, steel chair, roll rod, bolts and hex nuts

**Finish:** Plain, Galvanized, or Resilient Coated

**Maximum Temperature:**

450° F at roller, 300° F at resilient coated roller

**Service:** For support of pipe where longitudinal movement due to expansion and contraction may occur, but where no vertical adjustment is required.

**Approvals:** Complies with Federal Specification A-A-1192A (Type 44), WW-H-171-E (Type 45) and MSS-SP-69 (Type 44).

**How to size:** Refer to the Anvil Pipe Hanger Catalog.

**Ordering:** Specify size of roll, figure number, name and finish. Be certain to order oversized rolls when insulation and protection saddles are required.

**Note:** For domestic roll or resilient coated roller list pricing, please contact an Anvil Sales Rep.



## Roller Chair Fig. 175

PIPE SIZE (In.)	PRICE EACH		STD. PACK	APRX. WEIGHT EACH (LBS.)	DISCOUNT SCHEDULE
	PLAIN	GALV.			
2	\$42.93	\$49.53	BULK	1.05	B
2 ½	\$46.49	\$53.00	BULK	1.43	B
3	\$47.55	\$57.11	BULK	1.61	B
3 ½	\$58.60	\$73.63	BULK	2.58	B
4	\$60.92	\$65.65	BULK	2.99	B
5	\$67.16	\$77.16	BULK	3.93	B
6	\$93.64	\$102.14	BULK	5.62	B
8	\$126.43	\$139.33	BULK	9.02	B
10	\$158.55	\$190.70	BULK	12.18	B
12	\$237.61	\$291.70	BULK	18.88	B
14	\$272.63	\$357.24	BULK	20.79	B
16	\$338.54	\$462.00	BULK	35.00	B
18	\$470.40	\$552.63	BULK	44.36	B
20	\$563.31	\$627.79	BULK	56.34	B
24	\$1,144.96	\$1,284.08	BULK	87.52	B
30	\$1,941.91	\$2,182.31	BULK	151.25	B

**Fig. 177**

**Size Range:** 1" through 30"

**Material:** Cast iron roll and sockets; steel roll rod, continuous thread rods and hex nuts  
**Finish:** Plain, Galvanized, or Resilient Coated

**Service:** For support of pipe where horizontal movement due to expansion and contraction will occur and where vertical adjustment up to 6" may be necessary.


**Maximum Temperature:** 450° F at roller, 300° F at resilient coated roller

**Approvals:** Complies with Federal Specification A-A-1192A (Type 41), WW-H-171-E (Type 42) and MSS-SP-69 (Type 41).

**How to size:** Refer to the Anvil Pipe Hanger Catalog.

**Ordering:** Specify size of roll, figure number and name. Be certain to order oversized rolls when insulation and protection saddles makes this necessary.

**Note:** For domestic roll or resilient coated roller list pricing, please contact an Anvil Sales Rep.


**Adjustable Pipe Roll Support Fig. 177**

PIPE SIZE (in.)	PRICE EACH		STD. PACK	APRX. WEIGHT EACH (LBS.)	DISCOUNT SCHEDULE
	PLAIN	GALV.			
1	\$38.11	\$46.88	BULK	1.13	B
1 ¼	\$38.74	\$47.66	BULK	1.17	B
1 ½	\$39.38	\$48.50	BULK	1.20	B
2	\$40.14	\$49.37	BULK	1.25	B
2 ½	\$43.54	\$54.84	BULK	2.29	B
3	\$45.25	\$57.05	BULK	2.42	B
3 ½	\$50.17	\$61.65	BULK	2.69	B
4	\$57.87	\$70.87	BULK	3.75	B
5	\$67.46	\$82.64	BULK	4.69	B
6	\$106.70	\$122.43	BULK	7.57	B
8	\$133.03	\$159.64	BULK	11.01	B
10	\$163.40	\$201.50	BULK	13.74	B
12	\$230.91	\$277.99	BULK	19.36	B
14	\$343.83	\$394.65	BULK	31.16	B
16	\$449.31	\$480.55	BULK	42.45	B
18	\$488.07	\$564.30	BULK	46.55	B
20	\$627.59	\$831.27	BULK	66.23	B
24	\$1,138.16	\$1,565.11	BULK	102.52	B
30	\$1,908.73	\$2,501.10	BULK	186.81	B

**Fig. 178**

**Material:** Spring cushion hanger Fig. 178 consists of a set of two springs and four cast iron retainers only.


**Finish:** Plain (retainers), Painted (springs)

**Service:** Generally used with Fig. 171 single pipe roll. Recommended for installations where formal load and movement calculations are not required, or calculated movement does not exceed ¼".

**Maximum Temperature:** 450° F at roller

**Approvals:** Complies with Federal Specification A-A-1192A (Type 49), WW-H-171-E (Type 50), and MSS-SP-69 (Type 49).

**Ordering:** Specify figure number, name and rod size. If used with Fig. 171 single pipe roll, pipe roll must be ordered separately. Refer to the Anvil Pipe Hanger Catalog for more information.


**Spring Cushion Hanger Fig. 178  
(a set of two springs and four retainers)**

SPRING NO.	PRICE EACH PLAIN	ROD SIZE* (IN.)	MAX ROD SIZE	STD. PACK	APRX. WEIGHT EACH (LBS.)	DISCOUNT SCHEDULE
1	\$482.20	¾	¾	BULK	4.50	C
2	\$716.55	½	¾	BULK	14.00	C
3	\$1,022.07	⅞	1 ½	BULK	22.00	C

\*Other rod sizes available up to max. rod size for an additional 25% charge.

**Fig. 181**

**Size Range:** 2½" through 24"

**Material:** Cast iron roll; carbon steel yoke, roll rod and hex nuts

**Finish:** Plain, Galvanized, or Resilient Coated

**Service:** For suspension of pipe from a single rod where horizontal movement may occur because of expansion or contraction.

**Maximum Temperature:** 450° F at roller, 300° F at resilient coated roller

**Approvals:** Complies with Federal Specification A-A-1192A (Type 43), WW-H-171-E (Type 44) and MSS-SP-69 (Type 43).

**How to size:** Refer to the Anvil Pipe Hanger Catalog.

**Ordering:** Specify pipe roll size, figure number, name and finish. Be certain to order oversized rolls when insulation and protection saddles are required.

**Note:** For domestic roll or resilient coated roller list pricing, please contact an Anvil Sales Rep.


**Adjustable Steel Yoke Pipe Roll Fig. 181**

PIPE SIZE (in.)	PRICE EACH		STD. PACK	APRX. WEIGHT EACH (LBS.)	DISCOUNT SCHEDULE
	PLAIN	GALV.			
2 ½	\$32.68	\$43.93	BULK	1.65	B
3	\$36.38	\$46.52	BULK	2.25	B
3 ½	\$49.33	\$65.41	BULK	2.54	B
4	\$48.46	\$64.02	BULK	3.21	B
5	\$56.56	\$92.20	BULK	6.27	B
6	\$74.71	\$123.91	BULK	8.59	B
8	\$105.00	\$176.46	BULK	13.00	B
10	\$140.35	\$217.00	BULK	16.96	B
12	\$206.24	\$345.61	BULK	27.74	B
14	\$477.56	\$655.32	BULK	39.13	B
16	\$587.52	\$786.73	BULK	49.05	B
18	\$691.06	\$1,009.30	BULK	57.80	B
20	\$943.67	\$1,246.26	BULK	75.94	B
24	\$1,290.34	\$1,620.54	BULK	119.30	B

**Fig. 185**
**Size Range:** ¾" through 2"

**Finish:** Galvanized steel

**Service:** Hanger for CPVC pipe in the horizontal position on the side of structural wood beams and Steel 20 Ga. (min) with hanger tab in the upward position only. It can also be used as a guide to limit movement of vertical CPVC pipe with the tab in the horizontal position.

**Approvals:** UL listed

**Ordering:** Specify CPVC pipe size, figure number and description.

**One Hole Pipe Strap Fig. 185**

CPVC PIPE SIZE (In.)	LIST PRICE PER 100	QTY		WEIGHT PER 100 (LBS.)	DISCOUNT SCHEDULE
		SMALL	MASTER		
¾	\$2.10	50	-	8.00	A
1	\$2.26	50	-	9.00	A
1 ¼	\$2.40	50	-	10.00	A
1 ½	\$2.51	50	-	12.00	A
2	\$2.87	50	-	13.00	A

**Fig. 186**
**Size Range:** ¾" through 2"

**Finish:** Galvanized steel

**Service:** Hanger for CPVC pipe in the horizontal position on the bottom and side of structural wood beams, composite beams and Steel 20 Ga. (min.). Can be used as a restrainer when installed on top of structural wood beams, for limiting pipe movement due to thrust loads during sprinkler system start-up. It can also be used as a guide to limit movement for pipe in the vertical position. When used on composite wood beams, web thickness must be ⅜" or greater.

**Approvals:** UL listed.

**Ordering:** Specify CPVC pipe size, figure number and description.

**Two Hole Pipe Strap Fig. 186**

CPVC PIPE SIZE (In.)	LIST PRICE PER 100	QTY		WEIGHT PER 100 (LBS.)	DISCOUNT SCHEDULE
		SMALL	MASTER		
¾	\$2.20	50	-	6.00	A
1	\$2.28	50	-	7.00	A
1 ¼	\$2.57	50	-	8.00	A
1 ½	\$2.66	50	-	9.00	A
2	\$2.99	50	-	10.00	A

**Fig. 187**
**Size Range:** ¾" through 2"

**Finish:** Galvanized steel

**Service:** Hanger for CPVC pipe in the horizontal position on the bottom of structural wood beams and Steel 20 Ga. (min.). Can be used as a restrainer, only in Steel 20 Ga. (min). During installation, adjust hanger mounting flanges such that pipe contacts both mounting surface and hanger, minimizing vertical pipe movement.

**Approvals:** UL listed.

**Ordering:** Specify CPVC pipe size, figure number and description.

**Two Hole 90° Side Mount Strap Fig. 187**

CPVC PIPE SIZE (In.)	LIST PRICE PER 100	QTY.		WEIGHT PER 100 (LBS.)	DISCOUNT SCHEDULE
		SMALL	MASTER		
¾	\$2.75	50	-	7.00	A
1	\$2.86	50	-	8.00	A
1 ¼	\$3.08	50	-	9.00	A
1 ½	\$3.28	50	-	10.00	A
2	\$3.77	50	-	11.00	A

**Fig. 188**
**Size Range:** ¾" through 2"

**Finish:** Galvanized steel

**Service:** Support for CPVC pipe off the face of structural wood beams eliminates the use of back-up blocks. It can also be used as a hanger for CPVC pipe in the horizontal position on the bottom of structural wood beams and Steel 20 Ga. (min.).

**Approvals:** UL listed.

**Ordering:** Specify CPVC pipe size, figure number and description.

**Two Hole Stand Off Strap Fig. 188**

CPVC PIPE SIZE (In.)	LIST PRICE PER 100	QTY.		WEIGHT PER 100 (LBS.)	DISCOUNT SCHEDULE
		SMALL	MASTER		
¾	\$3.33	50	-	8.00	A
1	\$3.57	50	-	9.00	A
1 ¼	\$3.77	50	-	11.00	A
1 ½	\$4.03	25	-	13.00	A
2	\$5.18	25	-	15.00	A

**Fig. 191**
**Size Range:** 2" through 12"

**Material:** Carbon steel

**Finish:** Plain or Galvanized

**Service:** Stanchion type support where vertical adjustment is required, plus the additional stability provided by U-bolt attachment to stationary pipe.

**Approvals:** Complies with Federal Specification A-A-1192A (Type 37) and MSS-SP-69 (Type 37).

**Ordering:** Specify pipe size, figure number, name and finish.

**Adjustable Pipe Saddle with U-Bolt Fig. 191**

PIPE SIZE (In.)	PRICE EACH		APRX. WEIGHT EACH (LBS.)	DISCOUNT SCHEDULE
	PLAIN	GALV.		
2	\$139.95	\$152.56	1.20	C
2 ½	\$144.76	\$152.63	1.40	C
3	\$148.40	\$164.09	1.60	C
3 ½	\$152.51	\$165.54	2.60	C
4	\$200.05	\$215.34	3.00	C
5	\$212.23	\$228.47	3.20	C
6	\$225.28	\$248.90	4.90	C
8	\$251.88	\$281.85	6.20	C
10	\$313.26	\$361.62	10.50	C
12	\$348.80	\$402.99	11.80	C

**Fig. 192**
**Size Range:** 2" through 12"

**Material:** Carbon steel

**Finish:** Plain or Galvanized

**Service:** Stanchion type support for stationary pipe where vertical adjustment is required.

**Approvals:** Complies with Federal Specification A-A-1192A (Type 38) and MSS-SP-69 (Type 38).

**Ordering:** Specify pipe size to be supported, figure number, name and finish.

**Adjustable Pipe Saddle Fig. 192**

PIPE SIZE (In.)	PRICE EACH		APRX. WEIGHT EACH (LBS.)	DISCOUNT SCHEDULE
	PLAIN	GALV.		
2	\$134.99	\$145.86	1.00	C
2 ½	\$138.10	\$142.89	1.10	C
3	\$138.10	\$142.89	1.10	C
3 ½	\$160.10	\$176.71	1.60	C
4	\$161.68	\$176.71	2.00	C
5	\$165.78	\$181.59	2.10	C
6	\$183.87	\$206.23	3.30	C
8	\$195.91	\$223.24	3.60	C
10	\$253.33	\$299.33	6.80	C
12	\$274.42	\$324.22	7.40	C

**Fig. 194**
**Material:** Carbon steel

**Finish:** Plain or Galvanized

**Service:** Recommended for support from below or above bracket.

**Approvals:** Complies with Federal Specification A-A-1192A (Type 31), WW-H-171-E (Type 32) and MSS-SP-69 (Type 31).

FM Approved when used with rod sizes 3/8" through 7/8"

**How to size:** Determine bracket size by dimension of standard bracket most suitable to the installation.

**Ordering:** Specify bracket number, figure number, name and finish. Order separately: Hanger rods, 2 bolts and plate washers.

**Light Welded Steel Bracket Fig. 194**

BRACKET NO.	PRICE EACH		STD. PACK	APRX. WEIGHT EACH (LBS.)	DISCOUNT SCHEDULE
	PLAIN	GALV.			
1	\$171.17	\$178.58	BULK	4.31	C
2	\$177.71	\$196.95	BULK	6.32	C
3	\$195.11	\$233.19	BULK	10.51	C

**Fig. 195**

**Material:** Carbon steel

**Finish:** Plain or Galvanized

**Service:** Recommended for the support of loads from below or above bracket.

**Approvals:** Complies with Federal Specification A-A-1192A (Type 32), WW-H-171-E (Type 33) and MSS-SP-69 (Type 32).

**How to size:** Determine size by dimensions most suitable to the installation. Refer to the Anvil Pipe Hanger Catalog for more information.

**Ordering:** Specify bracket number, figure number, name and finish. Orders for special brackets are to be accompanied by detailed sketch. Order Separately: Rod, Fig. 60, bolts, nuts, and back plates for fastening brackets to wall. Specify size and length of rod, bolts size, thickness, and drilling of back plates.


**Medium Welded Steel Bracket Fig. 195**

BRACKET NO.	PRICE EACH		STD. PACK	APRX. WEIGHT EACH (LBS.)	DISCOUNT SCHEDULE
	PLAIN	GALV.			
0	\$644.85	\$711.40	BULK	17.49	C
1	\$766.21	\$873.69	BULK	27.30	C
2	\$1,013.56	\$1,200.51	BULK	47.70	C

**Fig. 199**

**Material:** Carbon steel

**Finish:** Plain or Galvanized

**Service:** Recommended for the support of loads from above or below bracket.

**Approvals:** Complies with Federal Specification A-A-1192A (Type 33), WW-H-171-E (Type 34) and MSS-SP-69 (Type 33).

**How to size:** Determine size by dimensions most suitable to the installation

**Ordering:** Specify bracket number, figure number, name. Orders for special brackets are to be accompanied by detailed sketch. Order Separately: Rod, Fig. 60, bolts, nuts, and back plates for fastening brackets to wall. Specify size and length of rod, bolts size, thickness, and drilling of back plates.


**Heavy Welded Steel Bracket Fig. 199**

BRACKET NO.	PRICE EACH		STD. PACK	APRX. WEIGHT EACH (LBS.)	DISCOUNT SCHEDULE
	PLAIN	GALV.			
0	\$769.16	\$895.69	BULK	24.33	C
1	\$876.85	\$1,078.48	BULK	51.80	C
2	\$1,034.78	\$1,286.24	BULK	65.84	C
3	\$1,248.50	\$1,592.22	BULK	82.10	C
4	\$1,752.08	\$2,255.60	BULK	140.52	C
5	\$1,950.99	\$2,541.81	BULK	166.40	C

**Fig. 200, Fig. C-200, Fig. 201, & Fig. C-201**


**Size Range:**

Seven standard sizes with cylinder bores of 1½" to 8" and with normal load ratings from 3,000 pounds to 128,000 pounds. All are available with 5", 10", 15", or 20" strokes except the 1½" size which is offered with 5" and 10" strokes only. Snubbers are available with integral or remote reservoirs.

**Finish:** Fig. 200/201 painted with semi gloss primer.

Fig. C-200/C-201 corrosion resistant; painted with carbo zinc.

**Service:** For use on piping systems or equipment when unrestrained thermal movement must be allowed, but which must be restrained during impulsive or cyclic disturbance. The unit is not effective against low amplitude, high frequency movement. Use with standard settings to prevent destructive response to earthquakes, flow transients or wind load. Special settings are available to absorb the continuous thrust resulting from safety valve blow-off or pipe rupture.



## Anvil Hydraulic Snubber and Sway Suppressor Corrosion Resistant Fig. C-200 & C-201

## Anvil Hydraulic Snubber and Sway Suppressor Assembly Fig. 200 & 201

### Corrosion Resistant

FOR PRICES OR FURTHER INFORMATION, CONTACT  
 ANVIL ENGINEERED PIPE SUPPORTS (NORTH KINGSTOWN, RI PLANT)  
 401-886-3025  
 FOR WEIGHTS, SEE ANVIL PIPE HANGER CATALOG.

## Fig. 202

**Size Range:** 3/8" through 5/8"

**Material:** Malleable iron

**Finish:** Plain or Zinc Plated

**Service:** Recommended for attachment to steel or wooden beams, etc.

**Approvals:** Complies with Federal Specification A-A-1192A (Type 34), WW-H-171-E (Type 35) and MSS-SP-69 (Type 34). UL and ULC Listed, and FM Approved.

**Ordering:** Specify rod size, figure number, name and finish.



## Iron Side Beam Bracket Fig. 202

ROD SIZE (In.)	PRICE EACH		STD. PACK	APRX. WEIGHT EACH (LBS.)	DISCOUNT SCHEDULE
	PLAIN	ZINC PLTD.			
3/8	\$9.42	\$12.55	30	0.26	C
1/2	\$16.02	\$17.69	1	0.53	C
5/8	\$28.65	\$33.13	1	0.94	C

## Fig. 206

**Size Range:** 3/8" through 5/8"

**Material:** Carbon steel


**Finish:** Plain or Galvanized

Maximum Recommended Load: 2,000 (lbs) when used with bolts.

**Service:** Clip can be fastened to side of joist or wall to support hanger rod.

**Approvals:** Complies with Federal Specification A-A-1192A (Type 34), WW-H-171-E (Type 35) and MSS-SP-69 (Type 34). UL Listed and FM Approved.

**Ordering:** Specify rod size, figure number, name and finish.



## Steel Side Beam Bracket Fig. 206

ROD SIZE (In.)	PRICE EACH		STD. PACK	APRX. WEIGHT EACH (LBS.)	DISCOUNT SCHEDULE
	PLAIN	GALV.			
3/8	\$5.72	\$6.05	50	0.48	C
1/2	\$6.14	\$6.57	50	0.54	C
5/8	\$14.09	\$15.36	25	0.94	C

## Fig. 207

**Size Range:** 3/8" and 1/2"

**Material:** Carbon steel

**Finish:** Plain or Galvanized

**Service:** Recommended for attachment to steel or wooden beams, etc.

**Approvals:** Complies with Federal Specification A-A-1192A (Type 34), WW-H-171-E (Type 35) and MSS-SP-69 (Type 34). UL Listed (with rod size 3/8" and 1/2"). FM Approved (with rod size 3/8" only)

**Ordering:** Specify rod size, figure number, name and finish.



## Threaded Steel Side Beam Bracket Fig. 207

ROD SIZE (In.)	PRICE EACH		STD. PACK	APRX. WEIGHT EACH (LBS.)	DISCOUNT SCHEDULE
	PLAIN	GALV.			
3/8	\$3.91	\$4.60	100	0.17	C
1/2	\$5.59	\$5.90	BULK	0.42	C

## Fig. 211 & Fig. C-211 Fig. 640 & Fig. C-640



**Finish:** Painted (Fig. 211 & Fig. 640) or Galvanized (Fig. C-211 & C-640)

**Service:** Used to restrain movement of piping while allowing for movement in the other two directions.

**How to size:** Refer to the Anvil Pipe Hanger Catalog.

**Ordering:** Specify figure number, assembly size, name, option number, normal pipe size or special O.D., and "W" dimension. Alloy pipe clamps are available as a special order. For restraint parallel to the pipe axis using two sway strut assemblies, a riser clamp is available. If a riser clamp is required, consult the nearest Anvil representative for information about this clamp.

**Note:** The rear bracket assembly can be ordered separately.

## Sway Strut Assembly Fig. 211 Corrosion Resistant Fig. C-211 Field Welded Strut Fig. 640 & Fig. C-640

FOR PRICES OR FURTHER INFORMATION, CONTACT  
ANVIL ENGINEERED PIPE SUPPORTS (NORTH KINGSTOWN, RI PLANT)  
401-886-3025  
FOR WEIGHTS, SEE ANVIL PIPE HANGER CATALOG.

## Fig. 212

**Size Range:** ½" through 30"

**Material:** Carbon steel

**Finish:** Plain or Galvanized

**Service:** Recommended for suspension of cold pipe lines or hot lines where no insulation is required.

**Maximum Temperature:** Plain 750° F, Galvanized 450° F

**Approvals:** Complies with Federal Specification A-A-1192A (Type 4), WW-H-171-E (Type 4) and MSS-SP-69 (Type 4). UL and ULC Listed, and FM Approved (Sizes ¾" - 8").

**Ordering:** Specify pipe size, figure number, name and finish.



## Medium Pipe Clamp Fig. 212

PIPE SIZE (In.)	PRICE EACH			STD. PACK	APRX. WEIGHT EACH (LBS.)	DISCOUNT SCHEDULE
	PLAIN	GALV.	304 STAINLESS STEEL			
½	\$8.17	\$9.28	POA	100	0.27	B
¾	\$8.17	\$9.58	POA	100	0.29	B
1	\$8.25	\$10.46	POA	100	0.32	B
1 ¼	\$9.43	\$11.32	POA	100	0.36	B
1 ½	\$9.43	\$14.71	POA	50	0.38	B
2	\$12.88	\$18.10	POA	50	1.08	B
2 ½	\$13.75	\$19.58	POA	25	1.22	B
3	\$15.31	\$21.71	POA	25	1.35	B
3 ½	\$25.12	\$40.45	POA	25	1.53	B
4	\$21.13	\$28.64	POA	25	1.62	B
5	\$47.40	\$70.33	POA	-	2.60	B
6	\$52.80	\$77.68	POA	-	5.00	B
8	\$62.90	\$94.29	POA	-	6.06	B
10	\$119.27	\$185.80	POA	-	13.00	B
12	\$145.55	\$225.45	POA	-	15.00	B
14	\$238.24	\$305.21	POA	-	20.50	B
16	\$257.32	\$394.38	POA	-	22.25	B
18	\$523.13	\$693.95	POA	-	31.56	B
20	\$564.28	\$774.63	POA	-	35.00	B
24	\$906.70	\$1,144.23	POA	-	53.12	B
30	\$1,807.57	\$2,391.11	POA	-	111.40	B

## Fig. 212FP

**Size Range:** 2½" through 12"

**Material:** Carbon steel

**Finish:** Plain or Galvanized

**Service:** For seismic bracing, to be used with Fig. 113 brace fitting. Pipe clamp bolt holes are designed to match holes in brace fitting.

**Maximum Temperature:** Plain 750° F, Galvanized 450° F

**Approvals:** Complies with Federal Specification A-A-1192A (Type 4), WW-H-171-E (Type 4) and MSS-SP-69 (Type 4).

**Ordering:** Specify pipe size, figure number, name and finish.

**Note:** Sizes 2½" through 4" a standard Fig. 212 will be supplied.



## Earthquake Bracing Clamp Fig. 212FP

PIPE SIZE (In.)	PRICE EACH		STD. PACK	APRX. WEIGHT EACH (LBS.)	DISCOUNT SCHEDULE
	PLAIN	GALV.			
5	\$39.06	\$50.07	BULK	2.60	A
6	\$49.60	\$69.27	BULK	5.42	A
8	\$59.00	\$84.52	BULK	6.54	A
10	POA	\$170.91	-	12.37	A
12	POA	\$207.02	-	14.08	A

**Fig. 216**

**Size Range:** 3" through 42"

**Material:** Carbon steel

**Finish:** Plain or Galvanized

**Service:** Recommended for suspension of pipe lines where no insulation is required.

**Maximum Temperature:** Plain 750° F, Galvanized 450° F

**Approvals:** Complies with Federal Specification A-A-1192A (Type 4), WW-H-171-E (Type 4) and MSS-SP-69 (Type 4).

**Ordering:** Specify pipe size, figure number, name and finish.



**Heavy Pipe Clamp Fig. 216**

PIPE SIZE (In.)	PRICE EACH		STD. PACK	APRX. WEIGHT EACH (LBS.)	DISCOUNT SCHEDULE
	PLAIN	GALV.			
3	\$69.95	\$86.94	BULK	3.60	C
4	\$97.10	\$126.06	BULK	6.09	C
5	\$97.26	\$132.95	BULK	6.30	C
6	\$174.09	\$243.01	BULK	11.70	C
8	\$190.51	\$272.12	BULK	12.50	C
10	\$454.01	\$629.78	BULK	22.80	C
12	\$760.40	\$1,061.00	BULK	39.10	C
14	\$914.44	\$1,132.00	BULK	48.00	D
16	\$931.58	\$1,178.83	BULK	52.60	D
18	\$1,889.03	\$2,394.49	BULK	124.10	D
20	\$2,334.26	\$3,027.71	BULK	148.50	D
24	\$3,002.55	\$3,895.37	BULK	210.20	D
28	\$5,303.10	\$6,348.19	BULK	292.70	D
30	\$6,492.79	\$8,203.38	BULK	365.40	D
32	\$8,113.44	\$9,215.13	BULK	431.70	D
34	\$9,390.22	\$11,501.57	BULK	533.80	D
36	\$9,514.06	\$12,492.62	BULK	575.10	D
42	\$14,272.19	\$21,152.60	BULK	915.70	D

**Fig. 217**

**Size Range:** 3" through 7 5/8"

**Material:** Carbon steel

**Finish:** Plain

**Service:** To be used where it is necessary for the hanger rod to run vertically close to the beams edge, eliminating drilling of holes in structural members.

**Approvals:** Complies with Federal Specification A-A-1192A (Type 25) and MSS-SP-69 (Type 25).

**Ordering:** Specify size, figure number, type, name.



**Adjustable Side Beam Clamp Fig. 217**

FLANGE WIDTH (In.)	PRICE EACH		STD. PACK	APRX. WEIGHT EACH (LBS.)	DISCOUNT SCHEDULE
	PLAIN				
3	\$32.19		25	0.80	C
4 5/8	\$33.46		25	1.06	C
6 1/8	\$35.27		25	1.17	C
7 5/8	\$37.40		25	1.28	C
3	\$43.39		20	1.57	C
4 5/8	\$43.46		20	1.84	C
6 1/8	\$44.41		20	2.05	C
7 5/8	\$47.93		20	2.23	C
3	\$58.46		20	2.25	C
4 5/8	\$63.82		20	2.93	C
6 1/8	\$63.13		20	3.24	C
7 5/8	\$65.55		20	4.75	C

**Fig. 218**

**Material:** Malleable

iron jaw, steel tie rod, nuts and washer

**Finish:** Plain or Galvanized

**Service:** Recommended for attachment to structural steel. Use in conjunction with beams where beam widths are from 2 3/8" minimum to 7" maximum and flange thickness does not exceed 0.60.

**Approvals:** Complies with Federal Specification A-A-1192A (Type 30), WW-H-171-E (Type 30) and MSS-SP-69 (Type 30). UL and ULC Listed, and FM Approved (Sizes 3/4" - 8" pipe size, when used with the Fig. 157 extension piece 3/8" - 7/8" rod sizes).

**Ordering:** Specify figure number, name and finish.

**Note:** When used with Fig. 157 extension piece, an additional inch or more of vertical adjustment is obtained.



**Malleable Beam Clamp Without Extension Piece Fig. 218**

ROD SIZE (In.)	PRICE EACH		STD. PACK	APRX. WEIGHT EACH (LBS.)	DISCOUNT SCHEDULE
	PLAIN	GALV.			
3/8 - 7/8	\$52.70	\$63.72	BULK	2.17	C

**Fig. 222 & Fig. C-222**

**Finish:** Painted or Galvanized

**Service:** Used to restrain movement of piping in one direction while allowing movement in the other two directions.

**How to size:** Refer to the Anvil Pipe Hanger Catalog.

**Ordering:** Specify assembly size, figure number, name, finish, pipe O.D. or option number, if other than standard, and load. For more information, refer to the Anvil Pipe Hanger Catalog.



**Mini Sway Strut Assembly Fig. 222 & Fig. C-222**

FOR PRICES OR FURTHER INFORMATION, CONTACT  
ANVIL ENGINEERED PIPE SUPPORTS (NORTH KINGSTOWN, RI PLANT)  
401-886-3025  
FOR WEIGHTS, SEE ANVIL PIPE HANGER CATALOG.

**Fig. 224**

**Size Range:** 4" through 16"

**Material:** Chrome molybdenum steel except U-bolt which is stainless steel.

**Service:** Recommended for suspension of high temperature pipe requiring up to 4" of insulation.

**Maximum Temperature:** 1,050° F

**Approvals:** Complies with Federal Specification A-A-1192A (Type 2), WW-H-171-E (Type 2) and MSS-SP-69 (Type 2).

**Ordering:** Specify pipe size, figure number and name.



**Alloy Steel Pipe Clamp Fig. 224**

PIPE SIZE (In.)	PRICE EACH PLAIN	STD. PACK	APRX. WEIGHT EACH (LBS.)	DISCOUNT SCHEDULE
4	\$1,208.59	BULK	4.00	D
6	\$1,766.38	BULK	7.50	D
8	\$1,989.44	BULK	9.00	D
10	\$2,807.64	BULK	15.80	D
12	\$5,820.09	BULK	24.30	D
14	\$6,356.10	BULK	26.30	D
16	\$7,111.11	BULK	31.00	D

**Fig. 227**

**Material:** Carbon steel jaw, hook rod with nut, lock washer and plain washer.  
**Finish:** Plain


**Service:** Recommended for use on top flange of beam and roof trusses where the flange thickness does not exceed 0.81.

**Approvals:** Complies with Federal Specification A-A-1192A (Type 25) and MSS-SP-69 (Type 25).

UL Listed and FM Approved when used with 3/8" and 1/2" rod sizes.

**How to size:** Refer to the Anvil Pipe Hanger Catalog.

**Ordering:** Specify jaw size, figure number, name, hook rod length. Standard hook rods are furnished in even inch lengths, either length ordered or next longer length.



**Top Beam Clamp Fig. 227**

JAW SIZE (In.)	PRICE EACH PLAIN	STD. PACK	APRX. WEIGHT EACH (LBS.)	DISCOUNT SCHEDULE
1	\$14.16	BULK	0.33	C
2	\$18.18	BULK	0.67	C

Notes: Jaws without hook rods POA.

Jaw 1 price includes 3/8" diameter hook rod in standard lengths from 4 to 10. Jaw 2 price includes 1/2" diameter hook rod in standard lengths from 5 to 14.

**Fig. 228**

**Material:** Forged steel

**Finish:** Plain or Galvanized

**Service:** For

suspension of heavy loads from beams with flange widths to 15" and flange thickness to 1.031.

**Approvals:** Complies with Federal Specification A-A-1192A (Type 28 without links; Type 29 with links), WW-H-171-E (Type 30 & 31) and MSS-SP-69 (Type 28 without links; Type 29 with links).

**Ordering:** Specify clamp size, figure number, name, rod size and finish.

**Note:** The application of a load to a structural beam by means of a beam clamp produces a transverse stress, perpendicular to the axis of the beam, in the flange to which the load is applied. Size per load, beam flange width and rod size.



**Universal Forged Steel Beam Clamp with UFS (upper) Nut Right Hand Thread Fig. 228**

CLAMP SIZE NO.	PRICE EACH		STD. PACK	APRX. WEIGHT EACH (LBS.)	DISCOUNT SCHEDULE
	PLAIN	GALV.			
1	\$180.96	\$222.96	BULK	3.30	C
2	\$254.50	\$324.50	BULK	7.00	C
3*	\$429.62	\$545.50	BULK	10.60	C
4	\$608.74	\$784.95	BULK	19.30	C
5*	\$878.79	\$1,147.26	BULK	31.00	C

\*Furnished with links

**Fig. 230**

**Size Range:** 3/8" through 2 1/2"

**Material:** Forged steel

**Finish:** Plain or Galvanized

**Service:** Provides adjustment up to 3"

**Approvals:** Complies with Federal Specification A-A-1192A (Type 13), WW-H-171-E (Type 13) and MSS-SP-69 (Type 13).

**Ordering:** Specify rod size, figure number, name and finish.

12" openings are POA.



**Turnbuckle Fig. 230**

ROD SIZE (In.)	PRICE EACH		STD. PACK	APRX. WEIGHT EACH (LBS.)	DISCOUNT SCHEDULE
	PLAIN	GALV.			
3/8	\$40.59	\$43.94	BULK	0.39	C
1/2	\$51.91	\$56.71	BULK	0.65	C
5/8	\$54.13	\$61.01	BULK	0.98	C
3/4	\$70.53	\$79.90	BULK	1.05	C
7/8	\$95.44	\$108.23	BULK	1.16	C
1	\$134.52	\$137.77	BULK	2.08	C
1 1/4	\$173.03	\$204.23	BULK	4.04	D
1 1/2	\$217.43	\$248.54	BULK	6.40	D
1 3/4	\$388.08	POA	BULK	11.00	D
2	\$690.62	POA	BULK	14.90	D
2 1/4	\$1,405.75	POA	BULK	19.60	D
2 1/2	\$1,965.42	POA	BULK	26.90	D

Larger rod sizes or openings available upon request.

**Fig. 233**
**Size Range:** 1¼" through 5"

**Material:** Carbon steel

**Finish:** Plain or Galvanized\*

**Services:** Provides adjustments up to 12" with loads up thru 184,000 pounds.

**Approvals:** Complies with Federal Specification A-A-1192A (Type 13), WW-H-171-E (Type 13) and MSS-SP-69 (Type 13).

**Ordering:** Specify rod size, figure number, name, finish and opening dimension.

**Turnbuckle Fig. 233**

ROD SIZE (In.)	PRICE EACH BASED ON OPENING				WEIGHT EACH BASED ON OPENING				STD. PACK	DISCOUNT SCHEDULE
	6	12	18	24	6	12	18	24		
1¼	-	POA	POA	POA	-	9.00	10.80	12.60	BULK	D
1½	-	POA	POA	POA	-	12.40	14.90	17.40	BULK	D
1¾	-	POA	POA	POA	-	11.70	14.20	16.70	BULK	D
2	-	POA	POA	POA	-	20.90	24.70	28.50	BULK	D
2¼	-	POA	POA	POA	-	29.50	34.60	39.70	BULK	D
2½	-	POA	POA	POA	-	28.30	33.40	38.50	BULK	D
2¾	POA	POA	POA	POA	35.60	41.80	48.10	54.30	BULK	D
3	POA	POA	POA	POA	41.60	49.10	56.60	64.10	BULK	D
3¼	POA	POA	POA	POA	39.60	47.00	54.50	62.00	BULK	D
3½	POA	POA	POA	POA	72.50	82.90	93.30	103.70	BULK	D
3¾	POA	POA	POA	POA	69.60	80.00	90.40	107.30	BULK	D
4	POA	POA	POA	POA	110.70	125.10	139.40	153.60	BULK	D
4¼	POA	POA	POA	POA	107.10	121.50	135.70	150.00	BULK	D
4½	POA	POA	POA	POA	233.50	255.20	276.90	298.60	BULK	D
4¾	POA	POA	POA	POA	227.60	249.30	271.00	292.70	BULK	D
5	POA	POA	POA	POA	221.40	243.10	264.80	286.50	BULK	D

\*Galvanized Pricing POA

**Fig. 243**
**Size Range:** ½" through 6" pipe

**Material:** Carbon steel

**Finish:** Plain

**Service:** Restraint of pipe in specified direction while permitting movement in non-restrained direction.

**Maximum Temperature:** 650° F

**Ordering:** Specify Fig. number, name, and pipe size. Larger sizes available upon request.

**Pipe Strap Fig. 243**

PIPE SIZE (In.)	PRICE EACH PLAIN	STD. PACK	APRX. WEIGHT EACH (LBS.)	DISCOUNT SCHEDULE
½	\$83.03	BULK	0.72	D
¾	\$83.58	BULK	0.85	D
1	\$84.17	BULK	0.99	D
1¼	\$111.10	BULK	2.67	D
1½	\$112.25	BULK	2.97	D
2	\$114.08	BULK	3.43	D
2½	\$183.03	BULK	5.23	D
3	\$196.78	BULK	7.97	D
4	\$203.15	BULK	9.67	D
6	\$276.72	BULK	20.03	D

**Fig. 244**
**Size Range:** ½" through 6" pipe

**Material:** Carbon steel

**Finish:** Plain

**Service:** Restraint of pipe in specified direction while permitting movement in non-restrained direction.

**Maximum Temperature:** 650° F

**Ordering:** Specify Fig. number, name, and pipe size. Larger sizes available upon request.

**Pipe Strap Fig. 244**

PIPE SIZE (In.)	PRICE EACH PLAIN	STD. PACK	APRX. WEIGHT EACH (LBS.)	DISCOUNT SCHEDULE
½	\$81.77	BULK	0.41	D
¾	\$82.10	BULK	0.49	D
1	\$82.45	BULK	0.58	D
1¼	\$107.12	BULK	1.65	D
1½	\$111.51	BULK	1.83	D
2	\$116.68	BULK	2.23	D
2½	\$176.91	BULK	3.61	D
3	\$188.29	BULK	5.70	D
4	\$193.73	BULK	7.15	D
6	\$259.21	BULK	15.41	D


**Fig. 246**
**Size Range:** 10" through 24"

**Material:** Chrome molybdenum steel except U-bolt which is stainless steel.

**Service:** Recommended for suspension of high temperature pipe requiring up to 6" of insulation.

**Maximum Temperature:** 1,075° F

**Approvals:** Complies with Federal Specification A-A-1192A (Type 2), WW-H-171-E (Type 2) and MSS-SP-69 (Type 2).

**Ordering:** Specify nominal pipe size and exact O.D. of pipe, figure number, name. Special alloy filler plates will be provided, at an extra charge, when the O.D. of the pipe size is other than standard. Installation instructions are attached to the clamp when the filler plates are required.

**Heavy Duty Alloy Steel Pipe Clamp Fig. 246**

PIPE SIZE (In.)	PRICE EACH PLAIN	STD. PACK	APRX. WEIGHT EACH (LBS.)	DISCOUNT SCHEDULE
10	\$4,950.77	BULK	42.00	D
12	\$7,523.17	BULK	58.00	D
14	\$8,172.54	BULK	63.00	D
16	\$9,196.49	BULK	69.00	D
18	\$12,321.21	BULK	94.00	D
20	\$13,621.84	BULK	104.00	D
24	\$20,660.69	BULK	167.00	D

**Fig. 248**

**Size Range:** 3/8" through 2 1/2"

**Material:** Carbon steel

**Finish:** Plain or Galvanized\*

**Maximum Temperature:** 650° F

**Ordering:** Specify rod diameter, figure number, name, rod length and finish. Specify thread length if other than standard.

\*Galvanized pricing POA

\*Note: Rod sizes 1 1/4" - 2 1/2" POA

**Eye Rod, Not Welded, Right Hand Thread Fig. 248**

LENGTH (In.)	ROD SIZE (In.)						STD. PACK	DISCOUNT SCHEDULE
	3/8	1/2	5/8	3/4	7/8	1		
4	POA	-	-	-	-	-	BULK	C
6	\$12.43	-	-	-	-	-	BULK	C
8	\$12.84	\$193.95	\$218.67	\$148.07	\$82.64	\$108.87	BULK	C
10	\$12.84	\$55.86	\$128.85	\$97.90	\$83.80	\$110.39	BULK	C
12	\$13.12	\$56.48	\$59.91	\$71.91	\$203.47	\$112.32	BULK	C
14	\$55.52	\$59.22	\$114.01	\$74.63	\$89.24	\$114.88	BULK	C
18	\$56.35	\$60.45	\$63.43	\$76.52	\$92.07	\$118.48	BULK	C
24	\$58.31	\$64.68	\$68.67	\$82.65	\$98.20	\$156.85	BULK	C
30	\$60.88	\$68.83	\$71.44	\$86.81	\$107.19	\$132.87	BULK	C
36	\$63.34	\$74.79	\$74.93	\$91.14	\$114.93	\$140.07	BULK	C
42	\$34.73	\$80.19	\$81.09	\$97.75	\$117.97	\$140.07	BULK	C
48	\$39.21	\$82.97	\$92.30	\$103.83	\$126.47	\$150.86	BULK	C
54	\$41.03	\$89.70	\$87.79	\$108.49	\$129.50	\$150.86	BULK	C
60	\$46.72	\$94.33	\$97.90	\$118.61	\$143.68	\$168.86	BULK	C
66	\$47.64	\$96.65	\$104.36	\$124.44	\$149.33	\$168.86	BULK	C
72	\$47.64	\$96.65	\$104.36	\$187.39	\$149.33	\$168.86	BULK	C

Additional foot of rod or fraction thereof also available upon request.

## Fig. 248L

**Size Range:** 3/8" through 2 1/2"

**Material:** Carbon steel

**Finish:** Plain or Galvanized

**Maximum Temperature:** 650° F

**Ordering:** Specify rod diameter, figure number, name, rod length and finish. Specify thread length if other than standard.



## Eye Rod, Not Welded, Left Hand Thread Fig. 248L

All sizes are P.O.A.

## Fig. 248X

**Size Range:**

3/8" through 2 1/2"

**Service:** The use of linked eye rods in a hanger assembly allows universal movement of the piping without bending and possible fracture of a straight rod.

**Finish:** Plain or Galvanized

**Maximum Temperature:** 650° F

**Ordering:** Specify the size, length of each eye rod, figure number and finish.

**Example:**

7/8" Fig. 248X linked eye rod consisting of:

(L1) 7/8" Fig. 248 linked eye rod 1 ft. 2 1/2 in. long, center to end.

(L2) 7/8" Fig. 248 linked eye rod 1 ft. 2 1/2 in. long center to end.



## Linked Eye Rod, Not Welded Fig. 248X

All sizes are P.O.A.

## Fig. 253

**Size Range:** 3/8" through 5"

**Material:** Carbon steel

**Finish:** Plain or Galvanized

**Ordering:** Specify rod size, figure number, name, rod length and finish. Specify thread length if other than standard.



## Machine Threaded Rod, Threaded Both Ends Right and Left Hand Threads Fig. 253-Hanger Rod

All sizes are P.O.A.

## Fig. 255

**Size Range:** 1" through 24" pipe and insulation thickness of 1" through 4" (Also available in copper tube sizes see Fig. CT-255)

**Material:** Carbon steel

**Finish:** Plain or Galvanized

**Service:** For maintaining alignment of piping through its axial expansion and contraction cycles. Normally, two or more pipe alignment guides are used on a single piping run to avoid a pivoting effect within the piping system.

**Maximum Temperature:** 650° F

**How to size:** Refer to the Anvil Pipe Hanger Catalog.

**Ordering:** Specify size number, pipe size, insulation, thickness, figure number, name and finish.

**Caution:** Guides are designed to carry 20% of the dead weight load.



## Pipe Alignment Guide Fig. 255

GUIDE SIZE NO.	PRICE EACH		STD. PACK	DISCOUNT SCHEDULE
	PLAIN	GALV.		
A	\$462.70	\$507.36	BULK	C
B	\$518.28	\$619.65	BULK	C
C	\$544.82	\$703.05	BULK	C
D	\$628.17	\$801.36	BULK	C
E	\$817.24	\$1,012.62	BULK	C
F	\$1,221.79	\$1,498.39	BULK	C
G	\$1,466.20	\$1,761.40	BULK	C
H	\$2,065.22	\$2,587.96	BULK	C
J	\$2,933.49	\$3,627.48	BULK	C

**Fig. 256**

**Size Range:** 1" through 24" pipe and insulation thickness of 1" through 4"

**Material:** Carbon steel

**Finish:** Plain or Galvanized


**Service:** For maintaining alignment of piping through its axial expansion and contraction cycles.

**Maximum Temperature:** 750° F

**How to size:** Refer to the Anvil Pipe Hanger Catalog.

**Ordering:** Specify size number, pipe size, insulation thickness, figure number, name and finish.

**Caution:** Guides are designed to carry 20% of the dead weight load.


**Pipe Alignment Guide Fig. 256**

GUIDE SIZE NO.	PRICE EACH		STD. PACK	DISCOUNT SCHEDULE
	PLAIN	GALV.		
A	\$727.75	\$902.35	BULK	C
B	\$834.87	\$1,055.70	BULK	C
C	\$998.00	\$1,258.30	BULK	C
D	\$1,103.97	\$1,434.17	BULK	C
E	\$1,263.12	\$1,559.41	BULK	C
F	\$1,800.65	\$2,247.94	BULK	C
G	\$2,221.21	\$2,872.85	BULK	C
H	\$3,157.62	\$4,007.29	BULK	C
J	\$4,280.45	\$5,032.71	BULK	C

**Fig. 258**

 4"-12"  
Cast Iron

 14"-36"  
Fabricated Steel

**Size Range:** 4" through 36"

**Material:** Cast iron saddle through 12", 14" through 36" carbon steel saddle. 4" through 12" steel saddle available on special request.

**Finish:** Plain or Galvanized

**Service:** Stanchion type support for stationary pipe.

**Approvals:** Complies with Federal Specification A-A-1192A (Type 36), WW-H-171-E (Type 36 & 37) and MSS-SP-69 (Type 36).

**Ordering:** Specify size to be supported, figure number, name, finish and material.

**Note:** Also available in ductile iron pipe sizes POA.

**Pipe Stanchion Saddle Fig. 258**

PIPE SIZE (In.)	PRICE EACH		STD. PACK	APRX. WEIGHT EACH (LBS.)	DISCOUNT SCHEDULE
	PLAIN	GALV.			
4	\$110.74	\$158.02	BULK	9.10	C
5	\$113.37	\$180.15	BULK	10.80	C
6	\$126.17	\$184.94	BULK	11.80	C
8	\$144.20	\$233.60	BULK	14.30	C
10	\$206.90	\$276.98	BULK	19.30	C
12	\$243.79	\$364.23	BULK	23.10	C
14	\$422.57	\$470.43	BULK	15.00	C
16	\$591.81	\$623.13	BULK	16.00	C
18	\$796.28	\$893.48	BULK	23.00	C
20	\$863.62	\$957.81	BULK	24.00	C
22	\$963.99	\$1,014.91	BULK	26.00	C
24	\$1,060.39	\$1,113.20	BULK	30.00	C
26	\$1,158.09	\$1,216.21	BULK	32.00	C
30	\$1,124.90	\$1,234.69	BULK	41.00	C
32	\$1,461.61	\$1,583.71	BULK	42.00	C
36	\$1,472.36	\$1,596.35	BULK	46.00	C

**Fig. 259**

 4"-12"  
Cast Iron

 14"-36"  
Fabricated Steel

**Size Range:** 4" through 36" pipe

**Material:** Cast iron stanchion saddle with steel yoke and nuts. 14" through 36" carbon steel saddle with steel yoke. 4" through 12" steel saddle available on special request.

**Finish:** Plain or Galvanized

**Service:** Stanchion type support where vertical adjustment is required, plus the additional stability provided by U-bolt attachment to pipe.

**Approvals:** Complies with Federal Specification A-A-1192A (Type 37) and MSS-SP-69 (Type 37).

**Ordering:** Specify pipe size to be supported, figure number, name, material and finish.

**Note:** Also available in ductile iron pipe sizes POA.

**Pipe Saddle Support with U-Bolt Fig. 259**

PIPE SIZE (In.)	PRICE EACH		STD. PACK	APRX. WEIGHT EACH (LBS.)	DISCOUNT SCHEDULE
	PLAIN	GALV.			
4	\$133.62	\$214.32	BULK	10.75	C
5	\$138.74	\$234.25	BULK	12.10	C
6	\$165.79	\$243.95	BULK	15.08	C
8	\$195.06	\$333.71	BULK	21.30	C
10	\$283.39	\$438.94	BULK	25.70	C
12	\$376.13	\$536.17	BULK	31.20	C
14	\$780.43	\$1,030.01	BULK	29.40	C
16	\$853.69	\$1,122.44	BULK	32.20	C
18	\$1,155.38	\$1,393.15	BULK	39.60	C
20	\$1,242.51	\$1,492.19	BULK	42.60	C
22	\$1,417.86	\$1,643.12	BULK	45.80	C
24	\$1,418.82	\$1,703.48	BULK	52.10	C
26	\$1,630.47	\$1,819.63	BULK	55.20	C
30	\$1,751.39	\$1,991.64	BULK	69.50	C
32	\$1,859.12	\$1,988.17	BULK	73.30	C
36	\$1,917.22	\$2,022.30	BULK	80.50	C

**Fig. 260**
**Size Range:** ½" through 30"

**Material:** Carbon steel

**Finish:** Plain or Galvanized, also available primed, plastic or epoxy coated

**Service:** Recommended for the suspension of stationary pipe lines.

**Maximum Temperature:** Plain 650° F, Galvanized and Epoxy 450° F

**Approvals:** Complies with Federal Specification A-A-1192A (Type 1), WW-H-171-E (Type 1) and MSS-SP-69 (Type 1). UL and ULC Listed, and FM Approved (Sizes ¾" through 8").

**Ordering:** Specify pipe size, figure number, name and finish.

**Note:** Punched forming holes may be present on certain sizes of this clevis hanger. These holes are solely for the purpose of manufacturing, and do not effect the structural integrity or load carrying capacities of these hangers.

**Adjustable Clevis Hanger Fig. 260**

SIZE (IN.)	PRICE EACH				PRICE EACH	STD. PACK	APRX. WEIGHT EACH (LBS.)	DISCOUNT SCHEDULE
	PLAIN	GALV.	HDG W/EG BOLTS AND NUTS	PRIMED	STAINLESS STEEL			
½ - ¾	\$2.81	\$3.05	\$3.83	\$4.14	POA	100 ■	0.31	AA
1	\$2.86	\$3.23	\$3.90	\$4.35	POA	100	0.37	AA
1 ¼	\$3.10	\$3.64	\$4.41	\$4.88	POA	100	0.39	AA
1 ½	\$3.18	\$4.02	\$4.87	\$5.43	POA	100 □	0.44	AA
2	\$3.87	\$4.75	\$5.67	\$6.72	POA	100 ■	0.50	AA
2 ½	\$5.96	\$7.78	\$9.41	\$8.48	POA	50 □	0.68	AA
3	\$7.13	\$9.12	\$10.18	\$9.87	POA	50	0.79	AA
3 ½	\$7.88	\$9.93	\$11.84	\$11.06	POA	25 □	1.06	AA
4	\$9.00	\$11.10	\$12.79	\$13.26	POA	25	1.43	AA
5	\$11.90	\$15.38	\$17.69	\$16.35	POA	BULK	1.60	AA
6	\$15.92	\$18.61	\$21.42	\$21.98	POA	BULK	2.75	AA
8	\$24.68	\$31.09	\$35.72	\$32.41	POA	BULK	4.05	AA
10	\$46.47	-	\$56.07	\$58.02	POA	BULK	7.45	AA
12	\$61.63	-	\$72.44	\$77.28	POA	BULK	11.00	AA
14	\$90.37	-	\$124.10	\$124.39	-	BULK	11.00	A
16	\$139.85	-	\$199.43	\$190.22	-	BULK	20.00	A
18	\$168.78	-	\$239.77	\$231.50	-	BULK	24.37	A
20	\$326.24	-	\$486.66	\$343.74	-	BULK	42.56	A
24	\$445.68	-	\$565.33	\$387.39	-	BULK	48.43	A
30	\$771.07	-	\$895.82	\$733.54	-	BULK	69.50	A

□ Plain and Galvanized sold in box only.

■ Plain sold in box only.

ANVIL STANDARD OFFERING IS ELECTROGALVANIZED FOR ½" - 8"


10" - 30" is HOT DIPPED GALVANIZED W/ELECTRO PLATED CLEVIS BOLT

**Fig. 260 ISS**
**Size Range:** No. 2 through No. 16 Clevis Hanger with Saddle Assembly ½" through 12" Pipe Diameter with up to 2" thick insulation

**Material:** Carbon steel with High Impact Glass Reinforced Polypropylene Saddle and Carbon Steel Pipe Spacer

**Finish:** Plain or Galvanized Clevis Hanger

**Service:** Recommended for the suspension of stationary insulated chilled or hot water pipe lines.

**Ordering:** Specify size number, insulation thickness, figure number and finish.

**Clevis Hanger With Insulation Saddle System Fig. 260 ISS**

SIZE NO.	PRICE EACH		APRX. WEIGHT EACH (LBS.)	DISCOUNT SCHEDULE
	PLAIN	GALV.		
2	\$25.31	\$27.40	0.63	A
3	\$30.48	\$33.69	1.17	A
4	\$40.09	\$45.64	1.63	A
5	\$58.96	\$65.66	2.18	A
6	\$66.57	\$77.84	3.40	A
8	\$88.15	\$106.31	4.98	A
10	\$142.97	\$168.49	8.63	A
12	\$184.02	\$221.02	12.57	A
14	\$217.96	\$259.64	14.06	A
16	\$326.38	\$399.54	23.78	A

**Fig. 261**


**Size Range:** ¾" through 24"

**Material:** Carbon steel

**Finish:** Plain, Galvanized or Epoxy coated

**Service:** For support of stationary steel pipe risers, cast iron pipe or conduit. This product is not intended for use with hanger rods. For this application refer to Fig. 40 Riser Clamp.

**Maximum Temperature:** Plain 650° F, Galvanized and Epoxy 450° F

**Approvals:** Complies with Federal Specification A-A-1192A (Type 8), WW-H-171-E (Type 8) and MSS-SP-69 (Type 8).

UL and ULC Listed (Sizes 1½" - 8").

**Ordering:** Specify pipe size, figure number, name and finish.

**Extension Pipe or Riser Clamp Fig. 261**

PIPE SIZE (In.)	PRICE EACH					STD. PACK	APRX. WEIGHT EACH (LBS.)	DISCOUNT SCHEDULE
	PLAIN	GALV.	PRIMED	304 STAINLESS STEEL	EPOXY COATED			
½ - ¾	\$7.61	\$9.94	\$10.88	POA	-	25	1.04	AA
1	\$7.90	\$10.44	\$11.05	POA	-	25	1.38	AA
1 ¼	\$9.72	\$12.66	\$13.85	POA	-	10	1.95	AA
1 ½	\$10.46	\$13.35	\$14.59	POA	-	10	2.01	AA
2	\$10.83	\$13.99	\$15.17	POA	-	10 ■	1.31	AA
2 ½	\$11.42	\$14.53	\$16.93	POA	-	10	1.75	AA
3	\$12.69	\$15.77	\$18.34	POA	-	10 ■	1.77	AA
3 ½	\$15.44	\$17.74	\$23.06	-	-	BULK	3.30	AA
4	\$15.82	\$21.54	\$24.40	POA	-	BULK	2.24	AA
5	\$21.42	\$26.84	\$36.05	POA	-	BULK	3.51	AA
6	\$26.47	\$32.97	\$40.04	POA	-	BULK	3.73	AA
8	\$45.25	\$57.58	\$69.80	POA	-	BULK	7.20	AA
10	\$64.91	\$89.69	\$92.71	POA	-	BULK	10.75	AA
12	\$92.08	\$118.99	\$122.91	POA	-	BULK	16.37	AA
14	\$151.08	\$218.32	\$172.27	-	-	BULK	19.25	A
16	\$340.06	\$493.38	\$358.46	-	-	BULK	29.00	A
18	\$374.38	\$567.78	\$389.89	-	-	BULK	33.75	A
20	\$433.41	\$627.44	\$441.29	-	-	BULK	35.00	A
24	\$738.36	\$1,016.09	\$763.24	-	-	BULK	82.00	A

■ Plain Sold in box only.

**Fig. 262**

**Size Range:** ½" through 4"

**Material:** Carbon steel

**Finish:** Plain or Galvanized

**Maximum Temperature:** 650° F

**Approvals:** Complies with Federal Specification A-A-1192A (Type 26), WW-H-171-E (Type 26) and MSS-SP-69 (Type 26).

**Ordering:** Specify pipe size, figure number, name and finish.


**Strap, Short Fig. 262**

PIPE SIZE (In.)	PRICE EACH		STD. PACK	APRX. WEIGHT EACH (LBS.)	DISCOUNT SCHEDULE
	PLAIN	GALV.			
½	\$5.06	\$6.22	100	0.20	C
¾	\$6.26	\$6.52	100	0.23	C
1	\$7.82	\$9.57	100	0.26	C
1 ¼	\$7.82	\$9.74	100	0.36	C
1 ½	\$8.29	\$10.35	50	0.54	C
2	\$9.09	\$10.46	50	0.60	C
2 ½	\$13.95	\$16.02	25	1.40	C
3	\$18.23	\$21.06	25	1.60	C
3 ½	\$19.93	\$21.84	25	1.80	C
4	\$18.67	\$22.87	25	1.90	C

**Fig. 264**

**Size Range:** 2½" through 36"

**Material:** Cast iron saddle, locknut nipple and special cast iron reducer, assembled

**Finish:** Plain or Galvanized

**Service:** Stanchion type support where vertical adjustment of stationary pipe is required.

**Approvals:** Complies with Federal Specification A-A-1192A (Type 38), WW-H-171-E (Type 39) and MSS-SP-69 (Type 38).

**Ordering:** Specify pipe size to be supported, figure number, name and finish.



Adjustable Pipe Saddle Support Fig. 264									
PIPE SIZE (In.)	PRICE EACH COMPLETE		PRICE EACH SADDLE ONLY		STD. PACK	APRX. WEIGHT EACH (LBS.)		PIPE BASE DIAMETER	DISCOUNT SCHEDULE
	PLAIN	GALV.	PLAIN	GALV.		COMPLETE	SADDLE ONLY		
2½	\$327.51	\$380.34	\$50.58	\$104.22	BULK	9.00	4.80	2½	C
3	\$331.93	\$386.07	\$51.03	\$108.06	BULK	9.20	5.00	2½	C
3½	\$352.93	\$391.54	\$73.73	\$110.40	BULK	9.40	5.20	2½	C
4	\$453.37	\$568.80	\$83.82	\$174.78	BULK	15.00	7.60	3	C
5	\$478.21	\$580.57	\$102.40	\$189.52	BULK	16.70	8.30	3	C
6	\$481.65	\$581.29	\$113.76	\$199.88	BULK	17.70	10.30	3	C
8	\$525.72	\$603.52	\$123.86	\$238.66	BULK	20.20	12.80	3	C
10	\$580.73	\$700.49	\$178.46	\$307.58	BULK	25.20	17.80	3	C
12	\$602.42	\$741.05	\$218.67	\$343.39	BULK	29.00	21.60	3	C
14	\$762.26	\$1,014.22	\$305.46	\$495.44	BULK	49.20	38.00	4	C
16	\$820.83	\$1,079.88	\$390.07	\$603.16	BULK	53.20	42.00	4	C
18	\$1,013.72	\$1,233.32	\$471.93	\$730.58	BULK	70.80	51.00	6	C
20	\$1,373.38	\$1,709.60	\$751.22	\$1,257.14	BULK	104.80	85.00	6	C
24	\$2,054.03	\$2,704.56	\$1,209.61	\$1,727.41	BULK	130.00	110.00	6	C
30	\$2,066.89	\$2,742.74	\$1,217.18	\$2,361.66	BULK	170.00	150.00	6	C
32	\$2,381.93	\$3,100.60	\$1,583.71	\$2,805.06	BULK	181.00	161.00	6	C
36	\$2,463.14	\$3,336.43	\$1,592.57	\$2,872.12	BULK	249.00	229.00	6	C

**Fig. 265**

**Size Range:** 4" through 36"

**Material:** Cast iron saddle, steel yoke and nuts, steel locknut nipple and special cast iron reducer. (14" through 36" carbon steel saddle with steel yoke. 4" through 12" Steel saddle available upon special request)

**Finish:** Plain or Galvanized

**Service:** Stanchion type support where vertical adjustment of stationary pipe is required.

**Approvals:** Complies with Federal Specification A-A-1192A (Type 38), WW-H-171-E (Type 39) and MSS-SP-69 (Type 38).

**Ordering:** Specify pipe size to be supported, figure number, name and finish.


**Adjustable Pipe Saddle Support with U-Bolt Fig. 265**

PIPE SIZE (In.)	PRICE EACH		APRX. WEIGHT EACH (LBS.)	PIPE BASE DIAMETER	DISCOUNT SCHEDULE
	PLAIN	GALV.			
4	\$548.19	\$597.70	22.00	4	C
5	\$556.64	\$619.86	23.30	4	C
6	\$565.19	\$630.66	23.90	4	C
8	\$629.64	\$731.28	32.50	4	C
10	\$707.00	\$795.00	36.90	4	C
12	\$801.47	\$958.20	42.40	4	C
14	\$1,320.75	\$1,645.46	39.20	4	C
16	\$1,387.37	\$1,728.07	42.20	4	C
18	\$1,925.98	\$2,395.55	60.00	4	C
20	\$2,024.10	\$2,517.46	63.00	4	C
22	\$2,228.57	\$2,771.44	66.00	4	C
24	\$2,290.47	\$2,805.22	22.00	4	C
26	\$2,377.72	\$2,956.28	75.00	4	C
30	\$2,503.73	\$3,108.88	89.00	4	C
32	\$2,908.98	\$3,504.70	93.00	4	C
36	\$2,695.98	\$3,017.26	101.00	4	C

## Fig. B-268 & Fig. C-268

**Size Range:** The Anvil Variable Spring Hanger in five series and seven types is offered in twenty-three sizes. The hanger can be furnished to take loads 10 lbs. to 50,000 lbs.

**Finish:** Standard finish; painted with semi gloss primer. Corrosion resistant; galvanized with coated coil

**Recommended Service:** Pipe hangers located at points that are subject to vertical thermal movement and for which a constant support hanger is not required. Type D & E spring hangers may accommodate less than 4° of rod swing depending on size, figure number and application.

**Approvals:** WW-H-171E (Types 51, 56 and 57) and MSS-SP-69 (Types 51, 52 and 53).

**Ordering:** For ordering information, refer to the Anvil Pipe Hanger Catalog.



## Spring Hangers (Type A) Fig. B-268 & C-268

FOR PRICES, CONTACT

ANVIL ENGINEERED PIPE SUPPORTS (NORTH KINGSTOWN, RI PLANT)  
401-886-3025

FOR WEIGHTS, SEE ANVIL PIPE HANGER CATALOG.

FOR FURTHER INFORMATION, CONTACT

ANVIL ENGINEERED PIPE SUPPORTS (NORTH KINGSTOWN, RI PLANT)  
401-886-3025

## Fig. 271

**Size Range:** 2" through 42"

**Material:** Cast iron roll and stand

**Finish:** Plain, Galvanized, or Resilient Coated

**Service:** For support of pipe where longitudinal movement due to expansion and contraction may occur but where no vertical adjustment is required.

**Maximum Temperature:** 450° F at roller, 300° F at resilient coated roller

**Approvals:** Complies with Federal Specification A-A-1192A (Type 44), WW-H-171-E (Type 45) and MSS-SP-69 (Type 44).

**How to size:** Refer to the Anvil Pipe Hanger Catalog.

**Ordering:** Specify pipe roll size, figure number, name and finish. Be certain to order oversized rolls when insulation and protection saddle are required.

**Note:** Standard line of carbon steel base plates available. For domestic roll or resilient coated roller list pricing, please contact an Anvil Sales Rep.



## Pipe Roll Stand Complete Fig. 271

PIPE SIZE (In.)	PRICE EACH		STD. PACK	APRX. WEIGHT EACH (LBS.)	DISCOUNT SCHEDULE
	PLAIN	GALV.			
2-3 1/2	\$91.17	\$98.21	BULK	6.40	B
4-6	\$121.31	\$150.58	BULK	8.85	B
8-10	\$183.34	\$221.95	BULK	15.30	B
12-14	\$291.38	\$378.58	BULK	28.10	B
16-20	\$422.89	\$521.91	BULK	39.65	B
22-24	\$466.48	\$609.27	BULK	47.00	B
26-30	\$920.49	\$1,151.84	BULK	99.25	B
36-42	\$1,374.47	\$1,779.86	BULK	152.00	B

## Fig. 274 & Fig. 275

**Size Range:** 2" through 42"

**Material:** Cast iron base plate, stand roll; steel adjusting screws

**Finish:** Plain, Galvanized, or Resilient Coated

**Service:** For support of pipe lines where longitudinal movement due to expansion and contraction may occur and where vertical and lateral adjustment during installation may be required.

**Maximum Temperature:** 450° F at roller, 300° F at resilient coated roller

**Approvals:** Complies with Federal Specification A-A-1192A (Type 46), WW-H-171-E (Type 47) and MSS-SP-69 (Type 46).


**How to size:** Refer to the Anvil Pipe Hanger Catalog.

**Ordering:** Specify pipe roll size, figure number, name and finish. For further dimensions of stand, see Fig. 271 in the Anvil Pipe Hanger Catalog. Be certain to order oversized rolls when insulation and protection saddles are required.

**Note:** Standard line of carbon steel base plates available. For domestic roll or resilient coated roller list pricing, please contact an Anvil Sales Rep.

**With Cast Iron Base Plate (Fig. 274P\*)**

\*Fig. 274P pricing POA



## Adjustable Pipe Roll Stand with Base Plate Fig. 274 Adjustable Pipe Roll Stand without Base Plate Fig. 275

PIPE SIZE (In.)	PRICE EACH FIG. 274		PRICE EACH FIG. 275		STD. PACK	APRX. WEIGHT EACH (LBS.)	DISCOUNT SCHEDULE
	PLAIN	GALV.	PLAIN	GALV.			
2-3 1/2	\$235.66	\$295.71	\$213.40	\$267.13	BULK	15.25	B
4-6	\$278.92	\$361.86	\$246.39	\$294.72	BULK	19.30	B
8-10	\$398.45	\$468.28	\$327.84	\$408.28	BULK	32.05	B
12-14	\$606.60	\$717.26	\$535.16	\$627.59	BULK	51.15	B
16-20	\$847.08	\$937.37	\$677.92	\$759.17	BULK	71.30	B
22-24	\$1,001.84	\$1,118.30	\$822.02	\$913.94	BULK	87.00	B
26-30	\$1,811.44	\$2,032.13	\$1,443.27	\$1,787.90	BULK	166.15	B
36-42	\$3,404.55	\$3,898.63	\$3,406.26	\$3,887.74	BULK	304.00	B

## Fig. 277

**Size Range:** 2" through 24"

**Material:** Cast iron roll and plate

**Finish:** Plain, Galvanized, or Resilient Coated

**Service:** For support of pipe where small longitudinal movement due to expansion and contraction may occur and where no vertical adjustment is required.

**Maximum Temperature:** 450° F at roller, 300° F at resilient coated roller


**Approvals:** Complies with Federal Specification A-A-1192A (Type 45), WW-H-171-E (Type 46) and MSS-SP-69 (Type 45).

**Installation:** Consist of sitting the unit in place. Weight of pipe and material hold unit in place.

**How to size:** Refer to the Anvil Pipe Hanger Catalog.

**Ordering:** Specify pipe roll size, figure number, name and finish. Be certain to order oversized rolls when insulation and protection saddles are required.

**Note:** Fabricated carbon steel base plates for extended travel, size range 2" through 42", are available upon request. For domestic roll or resilient coated roller list pricing, please contact an Anvil Sales Rep.



### Pipe Roll with Cast Iron Base Plate Fig. 277

PIPE SIZE (In.)	PRICE EACH		STD. PACK	APRX. WEIGHT EACH (LBS.)	DISCOUNT SCHEDULE
	PLAIN	GALV.			
2-3 1/2	\$105.31	\$107.95	BULK	3.95	B
4-6	\$135.38	\$167.94	BULK	5.60	B
8-10	\$211.81	\$256.22	BULK	15.30	B
12-14	\$341.48	\$443.33	BULK	27.90	B
16-20	\$495.55	\$611.19	BULK	43.70	B
22-24	\$575.40	\$713.46	BULK	51.50	B

### Pipe Roll with Steel Base Plate Available Upon Request

## Fig. 278

**Size Range:** 3/8" through 2 1/2"

**Material:** Carbon steel

**Finish:** Plain or Galvanized\*

**Maximum Temperature:** 750° F

**Ordering:** Specify rod diameter, figure number, name, rod length and finish. Specify thread length if other than standard.

\*Galvanized pricing POA

Note: Rod Sizes 1 1/4"-2 1/2" POA



### Welded Eye Rod, Right Hand Thread Fig. 278

LENGTH (In.)	ROD SIZE (In.)						STD. PACK	DISCOUNT SCHEDULE
	3/8	1/2	5/8	3/4	7/8	1		
8	\$138.35	\$143.62	\$260.09	\$303.66	\$348.08	\$343.90	BULK	C
10	\$138.73	\$144.08	\$287.13	\$255.56	\$275.25	\$345.39	BULK	C
12	\$139.15	\$207.42	\$216.38	\$308.23	\$320.04	\$347.32	BULK	C
14	\$141.33	\$184.04	\$219.58	\$304.03	\$326.65	\$441.83	BULK	C
18	\$142.15	\$186.85	\$220.79	\$305.73	\$329.50	\$386.45	BULK	C
24	\$144.11	\$179.35	\$228.50	\$315.00	\$338.32	\$391.86	BULK	C
30	\$146.67	\$248.75	\$247.31	\$342.38	\$342.89	\$429.70	BULK	C
36	\$181.05	\$210.52	\$251.64	\$409.46	\$360.24	\$436.90	BULK	C
42	\$150.21	\$207.58	\$259.78	\$359.27	\$368.83	\$436.90	BULK	C
48	\$155.45	\$217.88	\$264.11	\$365.34	\$377.35	\$447.69	BULK	C
54	\$132.00	\$217.12	\$272.87	\$375.37	\$385.77	\$447.69	BULK	C
60	\$140.28	\$226.12	\$322.51	\$385.50	\$399.95	\$465.69	BULK	C
66	\$143.79	\$227.36	\$283.56	\$399.40	\$427.83	\$465.69	BULK	C
72	\$146.39	\$229.67	\$283.56	\$399.40	\$428.19	\$465.69	BULK	C

Additional foot of rod or fraction thereof also available upon request.

## Fig. 278L

**Size Range:** 3/8" through 2 1/2"

**Material:** Carbon steel

**Finish:** Plain or Galvanized\*

**Maximum Temperature:** 750° F

**Ordering:** Specify rod diameter, figure number, name, rod length and finish. Specify thread length if other than standard.

\*Galvanized pricing POA



### Welded Eye Rod, Left Hand Thread Fig. 278L

All sizes are P.O.A.

**Fig. 278X**



**Size Range:** 3/8" through 2 1/2"

**Service:** The use of linked eye rods in a hanger assembly allows universal movement of the piping without bending and possible fracture of a straight rod.

**Finish:** Plain or Galvanized

**Maximum Temperature:** 750° F

**Ordering:** Specify the size, length of each eye rod, figure number and finish.

**Example:** 7/8" Fig. 278X linked welded eye rod consisting of:

(L1) 7/8" Fig. 278 welded eye rod 1 ft. 2 1/2 in. long, center to end.

(L2) 7/8" Fig. 278 welded eye rod 1 ft. 2 1/2 in. long center to end.

## Linked Eye Rod, Welded Fig. 278X

All sizes are P.O.A.

**Fig. 281**



**Size Range:** 3/8" through 7/8"

**Material:** Carbon steel body; malleable iron nut

**Finish:** Plain or Galvanized

**Service:** Upper attachment for suspending pipe or conduit from concrete ceiling.

**Approvals:** Complies with Federal Specification A-A-1192A (Type 18),

WW-H-171-E (Type 19) and

MSS-SP-69 (Type 18). UL and ULC Listed,


and FM Approved (Sizes 3/8" - 3/4").

**Ordering:** Specify figure number, name and size of nut.

## Wedge Type Concrete Insert Fig. 281

ROD SIZE (In.)	PRICE EACH		STD. PACK	APRX. WEIGHT EACH (LBS.)	DISCOUNT SCHEDULE
	PLAIN	GALV.			
INSERT ONLY					
-	\$9.57	\$13.23	BULK	0.69	C
NUT ONLYBLANK					
3/8	\$3.57	\$4.17	25	0.13	C
1/2	\$4.10	\$4.48	25	0.17	C
5/8	\$5.19	\$7.08	25	0.20	C
3/4	\$6.19	\$7.72	25	0.17	C
7/8	\$9.17	\$11.30	25	0.24	C
COMPLETEBLANK					
3/8	\$13.90	\$20.85	-	0.82	C
1/2	\$14.76	\$21.81	-	0.86	C
5/8	\$17.67	\$23.25	-	0.89	C
3/4	\$17.85	\$24.35	-	0.86	C
7/8	\$21.10	\$28.50	-	0.93	C

**Fig. 282**



**Size Range:** 3/8" through 7/8"

**Material:** Malleable iron body and nut

**Finish:** Plain or Galvanized

**Service:** Upper attachment for suspending pipe, shafting, motors and similar equipment from a concrete ceiling; especially suitable where rod sizes cannot be readily determined in advance.

**Approvals:** Complies with Federal Specification A-A-1192A (Type 18), WW-H-171-E (Type 18) and MSS-SP-69 (Type 18). UL and ULC Listed, and FM Approved.

**Ordering:** Specify figure number, name, finish and size of nut.

## Universal Concrete Insert Fig. 282

	PRICE EACH		STD. PACK	APRX. WEIGHT EACH (LBS.)	DISCOUNT SCHEDULE
	PLAIN	GALV.			
COMPLETE	\$28.37	\$35.79	1	1.50	C
WITHOUT NUT	\$19.44	\$24.53	1	1.55	C
NUT ONLY (3/8-7/8)	\$7.57	\$8.65	25	0.20	C

**Fig. 284**

**Size Range:** 3/8" through 3/4"

**Material:** Carbon steel

**Finish:** Plain

**Service:** Recommended for suspending pipe or conduit in metal concrete deck forms for a variety of rod sizes. May be used with a rod coupling such as the Fig. 135 or 136 to allow for extended rod lengths.

**Ordering:** Specify Figure 284, design type (A, B, C) and bolt diameter. Refer to the Anvil Pipe Hanger Catalog for information. If your specific deck will not fit one of the design types and/or a different bolt size is required, specify leg height (H), opening (L) and bolt size.



**Metal Deck Hanger Fig. 284**

All sizes are P.O.A.

**Fig. 285**



**Size Range:** 1/4" through 5/8"

**Material:** Carbon steel

**Finish:** Plain or Galvanized

**Service:** Upper attachment for suspending pipe or conduit from concrete ceiling.

**Approvals:** Complies with Federal Specification A-A-1192A (Type 18), WW-H-171-E (Type 18) and MSS-SP-69 (Type 19). UL and ULC Listed, and FM Approved (Sizes 3/8" - 5/8").

**Ordering:** Specify figure number, name, finish and size of nut.

**Light Weight Concrete Insert Fig. 285**

	PRICE EACH		STD. PACK	APRX. WEIGHT EACH (LBS.)	DISCOUNT SCHEDULE
	PLAIN	GALV.			
COMPLETE	\$13.02	\$18.47	25	0.46	C
WITHOUT NUT	\$7.20	\$10.55	25	0.41	C
NUT ONLY	\$4.06	\$6.21	25	0.05	C

**Fig. 286**

**Size Range:** 3/4" through 1 1/2"

**Material:** Stainless steel body, fiberglass bars, polypropylene disc

**Service:** Upper attachment for suspending pipe or equipment from concrete ceiling.

**Approvals:** Complies with Federal Specification A-A-1192A (Type 18), WW-H-171-E (Type 18) and MSS-SP-69 (Type 18).

**Ordering:** Specify figure number, name and rod size.



**Iron Cross Design Heavy Duty Concrete Insert Fig. 286 (Formerly Fig. 283)**

ROD SIZE (In.)	PRICE EACH	DISCOUNT SCHEDULE
3/4 - 1 1/2	\$1,332.77	C

**Fig. 290 & Fig. 290L**

**Size Range:** 3/8" through 2 1/2"

**Material:** Forged steel

**Finish:** Plain or Galvanized

**Service:** For use on high temperature piping installations.

**Approvals:** Complies with Federal Specification A-A-1192A (Type 17), WW-H-171-E (Type 17) and MSS-SP-69 (Type 17).

**Ordering:** Specify rod size, figure number, name and finish. If other than standard combination of eye nut number and rod size, specify eye nut number and special rod tapping size.



**Weldless Eye Nut, Right Hand Thread Fig. 290  
Weldless Eye Nut, Left Hand Thread Fig. 290L**

ROD SIZE (In.)	PRICE EACH		STD. PACK	APRX. WEIGHT EACH (LBS.)	DISCOUNT SCHEDULE
	PLAIN	GALV.			
3/8	\$33.72	\$39.97	BULK	0.63	C
1/2	\$33.72	\$39.97	BULK	0.63	C
5/8	\$33.72	\$39.97	BULK	0.62	C
3/4	\$33.72	\$39.97	BULK	0.60	C
7/8	\$68.17	\$80.90	BULK	1.72	C
1	\$68.17	\$80.90	BULK	1.70	C
1 1/4	\$163.05	\$209.40	BULK	3.60	D
1 1/2	\$163.05	\$209.40	BULK	3.50	D
1 3/4	\$876.98	\$884.91	BULK	16.40	D
2	\$932.72	\$971.80	BULK	15.90	D
2 1/4	\$946.21	\$981.38	BULK	15.40	D
2 1/2	\$946.21	\$1,009.10	BULK	14.90	D

Note: For 3/8" through 1 1/2" import list pricing, please contact an Anvil sales rep.

**Fig. 291**

**Size Range:** ½" through 4"  
**Material:** Carbon steel  
**Finish:** Plain or Galvanized\*  
**Service:** For use with type C variable spring hanger, type C constant support (Fig. 81-H only), and fig. 66 welded beam attachment.  
**Ordering:** Specify pin diameter, figure number, name, finish and if cotter pins are required.  
 \*Galvanized pricing POA


**Clevis Pin with Cotters Fig. 291**

PIN DIAMETER (In.)	PRICE EACH PLAIN	STD. PACK	APRX. WEIGHT EACH (LBS.)	DISCOUNT SCHEDULE
½	\$16.85	BULK	0.12	D
5/8	\$17.77	BULK	0.18	D
¾	\$20.92	BULK	0.18	D
7/8	\$29.98	BULK	0.47	D
1	\$38.84	BULK	0.67	D
1 ⅛	\$90.51	BULK	1.00	D
1 ⅜	\$120.80	BULK	2.10	D
1 ½	\$201.21	BULK	3.30	D
1 ⅞	\$241.63	BULK	4.80	D
2 ¼	\$321.95	BULK	7.20	D
2 ½	\$416.86	BULK	9.30	D
2 ¾	\$585.04	BULK	12.50	D
3	\$841.49	BULK	16.60	D
3 ¼	\$921.89	BULK	20.00	D
3 ½	\$1,042.65	BULK	23.90	D
3 ¾	\$1,404.81	BULK	25.10	D
4	\$1,562.33	BULK	34.80	D

**Fig. 292 & Fig. 292L**

**Material:** Forged steel  
**Finish:** Plain or Galvanized  
**Service:** For suspension of heavy loads from beams with flange widths to 15" and flange thickness to 1.031.  
**Approvals:** Complies with Federal Specification A-A-1192A (Type 28 without links; Type 29 with links), WW-H-171-E (Type 28 without links; Type 29 with links) and MSS-SP-69 (Type 28 without links; Type 29 with links).  
**Ordering:** Specify clamp size, figure number, name, rod size and finish.  
**Note:** The application of a load to a structural beam by means of a beam clamp produces a transverse stress, perpendicular to the axis of the beam, in the flange to which the load is applied.


**Universal Forged Steel Beam Clamp with Weldless Eye Nut, Right Hand Thread Fig. 292**  
**Universal Forged Steel Beam Clamp with Weldless Eye Nut, Left Hand Thread Fig. 292L**

CLAMP SIZE NO.	PRICE EACH — WITH NUT		PRICE EACH — LESS NUT		STD. PACK	APRX. WEIGHT EACH (LBS.)	DISCOUNT SCHEDULE
	PLAIN	GALV.	PLAIN	GALV.			
1	\$187.13	\$210.29	\$128.66	\$145.57	BULK	3.90	C
2	\$268.24	\$338.88	\$189.14	\$233.26	BULK	9.15	C
3*	\$407.37	\$519.97	\$314.48	\$414.35	BULK	13.00	C
4	\$505.25	\$687.25	\$412.34	\$581.61	BULK	21.65	C
5*	\$655.66	\$796.88	\$581.01	\$691.26	BULK	33.85	C
6	\$635.14	\$719.22	\$469.74	\$517.80	BULK	23.90	C
7*	\$824.47	\$1,037.90	\$627.82	\$871.77	BULK	35.80	C
8	\$843.86	\$1,130.44	\$635.11	\$897.96	BULK	36.80	C

\* Furnished with links

**Fig. 295**
**Size Range:** ¾" through 36"

**Material:** Carbon steel

**Finish:** Plain or Galvanized

**Service:** Recommended for suspension of pipe requiring insulation.

**Maximum Temperature:** Plain 750° F, Galvanized 450° F

**Approvals:** Complies with Federal Specification A-A-1192A (Type 3) WW-H-171-E (Type 3) and MSS-SP-69 (Type 3).

**Ordering:** Specify pipe size, figure number, name and finish.

**Double Bolt Pipe Clamp Fig. 295**

PIPE SIZE (In.)	PRICE EACH		STD. PACK	APRX. WEIGHT EACH (LBS.)	DISCOUNT SCHEDULE
	PLAIN	GALV.			
¾	\$31.49	\$43.74	BULK	0.70	C
1	\$31.49	\$43.74	BULK	0.63	C
1 ¼	\$31.49	\$43.74	BULK	0.81	C
1 ½	\$34.42	\$43.74	BULK	1.92	C
2	\$35.18	\$45.98	BULK	2.19	C
2 ½	\$36.55	\$49.11	BULK	2.72	C
3	\$39.29	\$53.19	BULK	1.85	C
4	\$74.68	\$107.33	BULK	6.11	C
5	\$81.49	\$117.64	BULK	6.99	C
6	\$110.37	\$183.18	BULK	7.00	C
8	\$124.56	\$203.86	BULK	7.57	C
10	\$224.95	\$298.42	BULK	19.81	C
12	\$260.84	\$335.30	BULK	22.25	C
14	\$696.78	\$858.35	BULK	37.68	C
16	\$728.04	\$941.50	BULK	41.37	C
18	\$754.17	\$1,008.84	BULK	44.87	C
20	\$1,256.12	\$1,391.12	BULK	57.25	C
24	\$1,406.29	\$1,464.89	BULK	65.90	C
28	\$2,228.68	\$3,102.91	BULK	112.30	C
30	\$3,885.92	\$4,092.61	BULK	150.00	C
32	\$4,630.10	\$5,057.86	BULK	196.55	C
34	\$4,806.92	\$6,735.48	BULK	248.80	C
36	\$5,391.55	\$7,408.72	BULK	257.50	C

**Fig. 295A**
**Size Range:** 1½" through 24"

**Material:** Chrome molybdenum steel (ASTM A-387 Grade 22)

**Service:** Recommended for suspension of high temperature pipe requiring insulation.

**Maximum Temperature:** 1,050° F

**Approvals:** Complies with Federal Specification A-A-1192A (Type 3), WW-H-171-E (Type 3) and MSS-SP-69 (Type 3).

**Ordering:** Specify pipe size, figure number and name.

**Note:** Galvanizing is not recommended for alloy products.

**Alloy Double Bolt Pipe Clamp Fig. 295A**

PIPE SIZE (In.)	PRICE EACH PLAIN	STD. PACK	APRX. WEIGHT EACH (LBS.)	DISCOUNT SCHEDULE
1 ½	\$445.21	BULK	2.34	D
2	\$454.68	BULK	2.58	D
2 ½	\$492.67	BULK	2.72	D
3	\$530.93	BULK	3.04	D
4	\$802.80	BULK	6.66	D
5	\$1,061.87	BULK	6.99	D
6	\$1,165.70	BULK	11.55	D
8	\$1,327.01	BULK	13.15	D
10	\$1,703.12	BULK	19.81	D
12	\$2,242.64	BULK	22.25	D
14	\$3,920.35	BULK	37.68	D
16	\$4,380.87	BULK	41.37	D
18	\$4,662.16	BULK	44.90	D
20	\$5,027.46	BULK	57.30	D
24	\$5,093.90	BULK	65.90	D

## Fig. 295H

**Size Range:** 6" through 36"

**Material:** Carbon steel

**Finish:** Plain or Galvanized\*

**Service:** Recommended for suspension of pipe requiring insulation within the limitation of temperature and loads shown below.

**Maximum Temperature:** Plain 750° F, Galvanized 450° F

**Approvals:** Complies with Federal Specification A-A-1192A (Type 3), WW-H-171-E (Type 3) and MSS-SP-69 (Type 3).

**Ordering:** Specify pipe size, figure number, name and finish.



## Heavy Duty Double Bolt Pipe Clamp Fig. 295H

PIPE SIZE (In.)	PRICE EACH		STD. PACK	APRX. WEIGHT EACH (LBS.)	DISCOUNT SCHEDULE
	PLAIN	GALV.			
6	\$289.94	\$320.44	BULK	12.00	C
8	\$429.46	\$506.33	BULK	18.50	C
10	\$661.94	\$741.89	BULK	30.25	C
12	\$1,163.65	\$1,291.68	BULK	42.00	C
14	\$1,416.16	\$1,597.87	BULK	60.00	D
16	\$1,611.23	\$1,857.99	BULK	80.00	D
18	\$2,411.14	\$2,861.30	BULK	115.00	D
20	\$2,971.40	\$3,496.73	BULK	140.00	D
24	\$3,341.32	\$3,976.09	BULK	190.00	D
28	\$8,162.66	\$8,546.73	BULK	354.00	D
30	\$8,013.73	\$8,422.87	BULK	406.00	D
32	\$14,342.73	\$14,987.74	BULK	555.00	D
34	\$15,274.29	\$15,978.67	BULK	604.00	D
36	\$17,906.55	\$18,703.71	BULK	678.00	D

## Fig. 296, Fig. C-296, Fig. 297, Fig. C-297, Fig. 298 & Fig. C-298



**Size Range:** Preloads from 50 to 1,800 pounds and maximum forces from 200 to 7,200 pounds.

**Finish:** Standard finish: painted with semi gloss primer. Corrosion resistant: galvanized with coated coil.

**Service:** Recommended for controlling vibration; absorbing shock loading; guiding or restraining the movement of pipe resulting from thermal expansion; bracing a pipe line against sway.

**Approvals:** Complies with Federal Specification A-A-1192A (Type 55), WW-H-171E (Type 55) and MSS SP-69 (Type 50).

**Ordering:** Specify figure, name and sway brace size. The Anvil Fig. 296 and Fig. 301 consist of the sway brace only. Available corrosion resistant as Fig. C-296 and Fig. C-301. For further information, refer to the Anvil Pipe Hanger Catalog.

## Anvil Vibration Control and Sway Brace Corrosion Resistant Fig. 296, 297 & 298

### Assembly-Short Corrosion Resistant Fig. C-296, C-297 & C-298

FOR PRICES, CONTACT

ANVIL ENGINEERED PIPE SUPPORTS (NORTH KINGSTOWN, RI PLANT)  
401-886-3025

FOR WEIGHTS, SEE ANVIL PIPE HANGER CATALOG.

FOR FURTHER INFORMATION, CONTACT

ANVIL ENGINEERED PIPE SUPPORTS (NORTH KINGSTOWN, RI PLANT)  
401-886-3025

**Fig. 299**

**Size Range:** 3/8" through 4"  
**Material:** Forged steel  
**Finish:** Plain or Galvanized  
**Service:** For use on high temperature piping installations.  
**Approvals:** Complies with Federal Specification A-A-1192A (Type 14), WW-H-171-E (Type 14) and MSS-SP-69 (Type 14).  
**Ordering:** Specify rod size, figure number, name and finish. If pin and cotter pins are required, specify "with pin". If other than standard combination of clevis number and rod size is required, specify clevis number, special rod tapping size, pin size, grip.


**Forged Steel Clevis Fig. 299**

ROD SIZE (In.)	PRICE EACH WITHOUT PIN & COTTERS		PRICE EACH WITH PIN & COTTERS		STD. PACK	APRX. WEIGHT EACH (LBS.)		DISCOUNT SCHEDULE
	PLAIN	GALV.	PLAIN	GALV.		WITHOUT PIN & COTTERS	WITH PIN & COTTERS	
3/8	\$100.64	\$108.28	\$141.09	\$154.00	BULK	1.70	1.84	C
1/2	\$100.64	\$108.28	\$141.09	\$154.00	BULK	1.69	1.07	C
5/8	\$100.64	\$108.28	\$141.09	\$154.00	BULK	1.68	2.02	C
3/4	\$160.93	\$178.29	\$210.73	\$237.80	BULK	2.50	3.37	C
7/8	\$160.93	\$178.29	\$210.73	\$237.80	BULK	2.48	3.37	C
1	\$232.91	\$261.37	\$306.28	\$371.86	BULK	4.00	5.13	C
1 1/4	\$340.81	\$396.54	\$429.46	\$435.45	BULK	3.82	5.69	D
1 1/2	\$383.66	\$434.36	\$583.60	\$590.95	BULK	6.00	8.60	D
1 3/4	\$544.02	-	\$603.72	-	BULK	8.00	12.90	D
2	\$1,052.82	-	\$1,151.75	-	BULK	16.00	23.30	D
2 1/4	\$1,399.28	-	\$1,528.72	-	BULK	26.00	35.10	D
2 1/2	\$1,440.99	-	\$1,549.03	-	BULK	25.50	36.00	D
2 3/4	\$2,249.56	-	\$2,928.80	-	BULK	36.00	50.00	D
3	\$2,291.71	-	\$3,417.55	-	BULK	35.00	51.50	D
3 1/4	\$4,482.00	-	\$5,334.75	-	BULK	90.00	116.00	D
3 1/2	\$4,787.46	-	\$5,723.41	-	BULK	88.00	118.00	D
3 3/4	\$6,032.35	-	\$7,043.18	-	BULK	86.00	120.00	D
4	\$7,600.96	-	\$8,689.34	-	BULK	84.00	122.00	D

**Fig. 300**

**Size Range:** 3/4" through 12"  
**Material:** Carbon steel  
**Finish:** Plain, Galvanized or Epoxy coated\*  
**Service:** Recommended for suspension of insulated stationary pipe lines.  
**Maximum Temperature:** Plain 650° F, Galvanized and Epoxy 450° F  
**Approvals:** Complies with Federal Specification A-A-1192A (Type 1), WW-H-171-E (Type 1) and MSS-SP-69 (Type 1).  
**Ordering:** Specify pipe size, figure number, name and finish.  
 \*Epoxy coated pricing POA


**Adjustable Clevis for Insulated Lines Fig. 300**

PIPE SIZE (In.)	PRICE EACH		STD. PACK	APRX. WEIGHT EACH (LBS.)	DISCOUNT SCHEDULE
	PLAIN	GALV.			
3/4	\$15.53	\$19.65	BULK	0.51	C
1	\$15.71	\$20.57	BULK	0.58	C
1 1/4	\$15.71	\$22.76	BULK	0.64	C
1 1/2	\$17.61	\$23.25	BULK	0.72	C
2	\$20.79	\$26.66	BULK	0.85	C
2 1/2	\$24.21	\$35.30	BULK	1.91	C
3	\$26.44	\$37.86	BULK	2.01	C
4	\$34.78	\$49.56	BULK	2.47	C
5	\$44.15	\$61.69	BULK	3.01	C
6	\$53.64	\$77.55	BULK	3.37	C
8	\$60.63	\$90.48	BULK	6.73	C
10	\$122.35	\$167.60	BULK	11.02	C
12	\$137.26	\$194.68	BULK	13.82	C

**Fig. 301, Fig. 302, Fig. 303, Fig. C-301, Fig. C-302 & Fig. C-303**



**Size Range:** Preloads from 50 to 1,800 pounds and maximum forces from 200 to 7,200 pounds.

**Finish:** Standard finish: painted with semi gloss primer. Corrosion resistant: galvanized with coated coil.

**Service:** Recommended for controlling vibration; absorbing shock loading; guiding or restraining the movement of pipe resulting from thermal expansion; bracing a pipe line against sway.

**Approvals:** Complies with Federal Specification A-A-1192A (Type 55), WW-H-171E (Type 55) and MSS SP-69 (Type 50).

**Ordering:** Specify figure, name and sway brace size. The Anvil Fig. 296 and Fig. 301 consist of the sway brace only. Available corrosion resistant as Fig. C-296 and Fig. C-301. For further information, refer to the Anvil Pipe Hanger Catalog.

## Anvil Vibration Control and Sway Brace Fig. 301, 302 & 303 Corrosion Resistant Fig. C-301, C-302 & C-303

FOR PRICES, CONTACT

ANVIL ENGINEERED PIPE SUPPORTS (NORTH KINGSTOWN, RI PLANT)

401-886-3025

FOR WEIGHTS, SEE ANVIL PIPE HANGER CATALOG.

FOR FURTHER INFORMATION, CONTACT

ANVIL ENGINEERED PIPE SUPPORTS (NORTH KINGSTOWN, RI PLANT)

401-886-3025

**Fig. 312**

**Size Range:** 3/8" through 2 1/2"

**Service:** Used as a replacement to standard rear bracket load pin to facilitate easy removal at time of rebuild or testing. May be supplied with new orders, when specified.

**How to size:** Select size consistent with load pin diameter for Fig. 200/201 or Fig. 306/307.

**Ordering:** Specify figure number, nominal pin size and name.



## Tapered Pin Fig. 312

FOR PRICES, CONTACT

ANVIL ENGINEERED PIPE SUPPORTS (NORTH KINGSTOWN, RI PLANT)

401-886-3025

FOR WEIGHTS, SEE ANVIL PIPE HANGER CATALOG.

FOR FURTHER INFORMATION, CONTACT

ANVIL ENGINEERED PIPE SUPPORTS (NORTH KINGSTOWN, RI PLANT)

401-886-3025

**Fig. 395**

**Size Range:** 1/2" through 8"

**Material:** Cast iron

**Finish:** Plain or Galvanized

**Service:** Gives finished appearance where pipe enters ceiling.

**Ordering:** Specify pipe size, figure number, name and finish.



## Cast Iron Ceiling Plate Fig. 395

PIPE SIZE (In.)	PRICE EACH		STD. PACK	APRX. WEIGHT EACH (LBS.)	DISCOUNT SCHEDULE
	PLAIN	GALV.			
1/2	\$12.90	\$16.02	BULK	0.20	C
3/4	\$16.91	\$20.59	BULK	0.36	C
1	\$19.16	\$22.14	BULK	0.41	C
1 1/4	\$20.78	\$23.14	BULK	0.47	C
1 1/2	\$24.20	\$24.97	BULK	0.60	C
2	\$26.20	\$33.72	BULK	0.76	C
2 1/2	\$29.16	\$39.32	BULK	1.02	C
3	\$32.49	\$41.53	BULK	1.21	C
4	\$44.87	\$65.21	BULK	1.31	C
5	\$69.19	\$93.92	BULK	2.25	C
6	\$102.12	\$135.29	BULK	2.49	C
8	\$120.45	\$163.76	BULK	2.92	C

## Fig. 257, Fig. 257A, Fig. 436 & Fig. 436A

**Size Range:** All sizes within maximum load rating.

**Material:** Carbon steel tee, PTFE bonded slide plates and carbon steel base.

**Finish:** Plain, Painted or Galvanized

**Service:** For the support of piping where horizontal movement resulting from expansion and contraction takes place and where a low coefficient of friction is desired.

**Approvals:** Complies with Federal Specification A-A-1192A (Type 35) and MSS-SP-69 (Type 35).

**Maximum Load:** As indicated at 70° F see the Anvil Pipe Hanger Catalog for rating factor at higher temperatures.

**Maximum Temperature:** 750° F

**Temperature Range at PTFE:** -20° F to 400° F

**Ordering:** Specify figure number, type, name, finish and any other option desired.

**Note:** The Fig. 257 & 436 (slide "T" section only) formerly referred to as Fig. 280 & 435

The Fig. 257 & 436 (slide base plate) formerly referred to as Fig. 438 (slide base plate)

**Price adder for end plates for fig. 257/436 slide and 257A/436A structural tee. Price includes plates and welding. If Fig. 212 pipe clamps are required, see price adder on page 59.**

## PTFE Pipe Slide Assemblies (See Illustrations on Following Page)

TYPE	PRICE EACH		DISCOUNT SCHEDULE
	PLAIN	GALV.	
	FIG. 257 FIG. 436	FIG. 257 FIG. 436	
A	\$138.56	\$173.73	C
1	\$666.70	\$738.16	C
2	\$722.20	\$845.48	C
3	\$854.99	\$987.46	C
4	\$694.30	\$814.05	C
5	\$807.14	\$924.79	C
6	\$1,029.69	\$1,106.93	C

PIPE SIZE (In.)	PRICE ADDER FOR END PLATES		APRX. WEIGHT EACH (LBS.)	DISCOUNT SCHEDULE
	PLAIN	GALV.		
2	\$151.30	\$170.20	0.72	C
2½	\$151.30	\$170.20	0.71	C
3	\$178.48	\$200.80	0.96	C
3½	\$178.48	\$200.80	1.10	C
4	\$178.48	\$200.80	1.10	C
5	\$178.48	\$200.80	1.50	C
6	\$220.14	\$247.66	1.60	C
8	\$259.77	\$292.22	1.80	C
10	\$275.38	\$309.82	2.10	C
12	\$310.06	\$348.81	2.50	C
14	\$310.06	\$348.81	2.60	C
16	\$346.56	\$389.90	2.90	C
18	\$346.56	\$389.90	3.80	C
20	\$384.73	\$432.82	3.90	C
24	\$419.30	\$471.71	4.50	C

TYPE	APRX. WEIGHT EACH (LBS.)	
	FIG. 257 WELDED BASE	FIG. 257 BOLTED BASE
1	11.93	15.25
2	16.10	16.10
3	16.95	16.95
4	12.47	18.36
5	18.81	19.21
6	19.66	20.06
	FIG. 436 WELDED BASE	FIG. 436 BOLTED BASE
1	15.42	18.74
2	19.59	19.59
3	20.44	20.44
4	15.97	21.85
5	22.30	22.70
6	23.15	23.55
FIG. 257/436 TEE		
		7.00

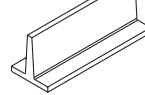
## PTFE Pipe Slide Assemblies Fig. 257, 257A, 436 & 436A

### Notes:

- Types 1, 2, and 3 provide for longitudinal movement only.
- Types 4, 5, and 6 provide for both longitudinal and transverse movement of piping.

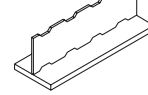
### Structural Tee

**Fig 257**

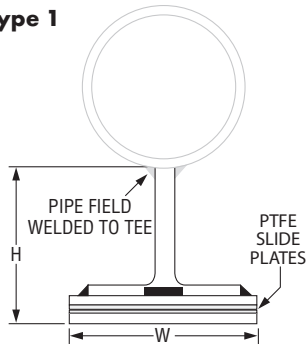


### Fabricated Tee

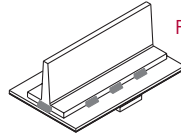
**Fig 436**



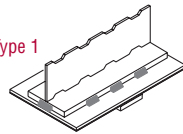
### Type 1



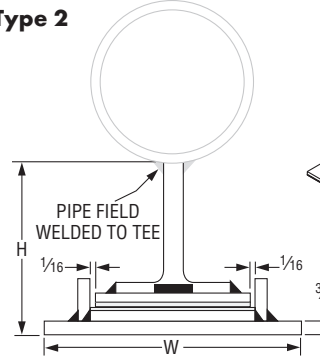
**Fig 257, Type 1**



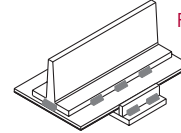
**Fig 436, Type 1**



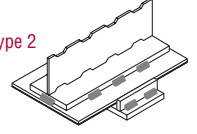
### Type 2



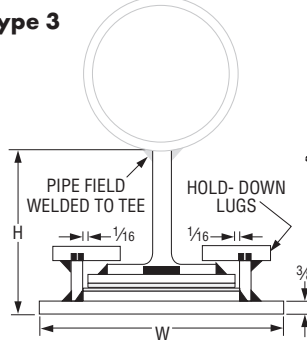
**Fig 257, Type 2**



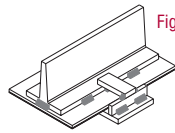
**Fig 436, Type 2**



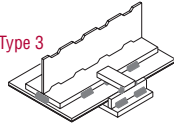
### Type 3



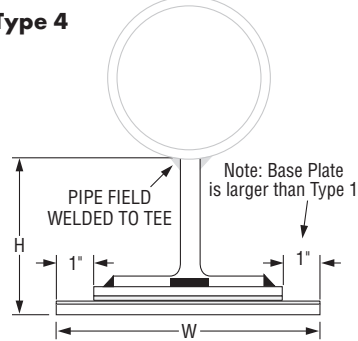
**Fig 257, Type 3**



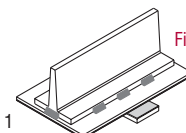
**Fig 436, Type 3**



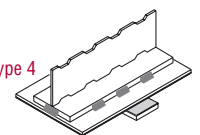
### Type 4



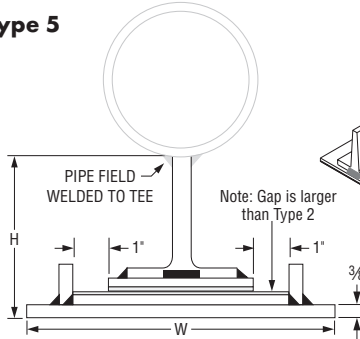
**Fig 257, Type 4**



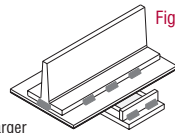
**Fig 436, Type 4**



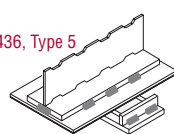
### Type 5



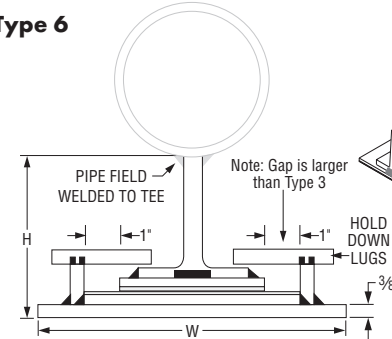
**Fig 257, Type 5**



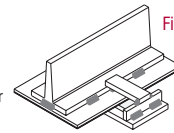
**Fig 436, Type 5**



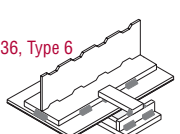
### Type 6



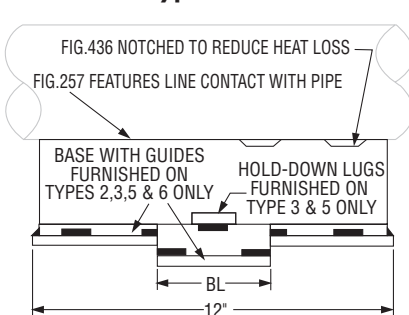
**Fig 257, Type 6**



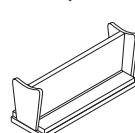
**Fig 436, Type 6**



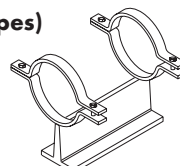
### Side View, All Types



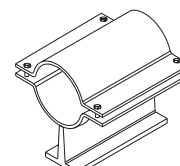
### Options (for all types)



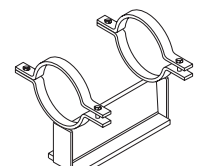
**Fig. 257  
w/End Plates**



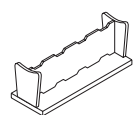
**Fig. 257  
w/Fig 212 Clamps**



**Fig. 257  
w/Fig 432 Clamp**



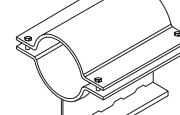
**Fig. 257  
w/Fig 212 Clamps & End Plates**



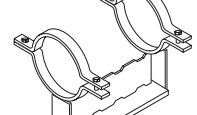
**Fig. 436  
w/End Plates**



**Fig. 436  
w/Fig 212 Clamps**



**Fig. 436  
w/Fig 432 Clamp**



**Fig. 436  
w/Fig 212 Clamps & End Plates**

## Fig. 439 & Fig. 439A Structural "H" Pipe Slide Assembly, Complete (See Illustrations on Following Page)

**Size Range:** 6" through 36"

**Material:** Carbon steel "H" section, PTFE bonded slide plates and carbon steel base

**Finish:** Plain, Painted or Galvanized

**Service:** A heavy duty slide support where horizontal movement resulting from expansion and contraction takes place and where a low coefficient of friction is desired.

**Approvals:** Complies with Federal Specification A-A-1192A (Type 35) and MSS-SP-69 (Type 35)

**Maximum Load:** As indicated at 70° F see the Anvil Pipe Hanger Catalog for rating factor at higher temperatures.

**Maximum Temperature:** 750° F

**Temperature Range at PTFE:** -20° F to 400° F

**Ordering:** Specify figure number, type, name, finish and any other option desired.

### Features:

- No lubrication required.
- Allows up to 4" of insulation.
- Allows up to 10" travel standard.
- Weld in place design.

### Available Options:

- Increased travels
- Increased "H" Section heights
- Clamps, Fig. 212 or Fig. 432
- Base plate with mounting holes

**Notes:** Types 1, 2, and 3 provide for longitudinal movement only. Types 4 and 5 provide for both longitudinal and transverse movement of piping.

### Fig. 439 Plain

Type	PRICE EACH BY PIPE SIZE							DISCOUNT SCHEDULE
	6-8"	10-12"	14-16"	18-20"	24"	30"	36"	
1	\$858.81	\$951.42	\$1,022.72	\$1,053.31	\$1,079.37	\$1,178.62	\$1,304.07	C
2	\$998.02	\$1,062.98	\$1,099.94	\$1,116.58	\$1,408.84	\$1,658.69	\$1,739.54	C
3	\$1,137.25	\$1,174.48	\$1,177.15	\$1,179.84	\$1,465.02	\$1,701.38	\$1,786.12	C
4	\$886.36	\$1,019.41	\$1,052.22	\$1,084.87	\$1,173.11	\$1,280.64	\$1,417.10	C
5	\$1,071.10	\$1,145.14	\$1,147.73	\$1,150.34	\$1,428.39	\$1,679.98	-	C

### Fig. 439A Plain

Type	PRICE EACH BY PIPE SIZE							DISCOUNT SCHEDULE
	6-8"	10-12"	14-16"	18-20"	24"	30"	36"	
A	\$110.27	\$113.39	\$116.49	\$125.44	\$129.57	\$172.31	\$194.36	C

### Fig. 439 Galvanized

Type	PRICE EACH BY PIPE SIZE							DISCOUNT SCHEDULE
	6-8"	10-12"	14-16"	18-20"	24"	30"	36"	
1	\$923.23	\$1,022.79	\$1,099.41	\$1,220.26	\$1,264.09	\$1,373.68	\$1,951.79	C
2	\$1,222.57	\$1,262.58	\$1,265.47	\$1,268.33	\$1,475.01	\$1,681.76	-	C
3	\$1,285.18	\$1,347.69	\$1,499.50	\$1,509.45	\$1,764.48	\$1,923.01	-	C
4	\$1,040.38	\$1,095.87	\$1,177.86	\$1,229.22	\$1,280.64	\$1,408.84	-	C
5	\$1,275.91	\$1,305.18	\$1,404.15	\$1,456.67	\$1,574.91	\$1,828.97	-	C

### Fig. 439A Galvanized

Type	PRICE EACH BY PIPE SIZE							DISCOUNT SCHEDULE
	6-8"	10-12"	14-16"	18-20"	24"	30"	36"	
A	\$144.37	\$150.35	\$155.97	\$173.54	\$183.58	\$251.69	-	C

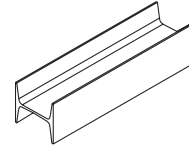
**Note:** See Anvil Pipe Hanger catalog for weight information

## Structural "H" Pipe Slide Assembly, Complete Figs. 439 & 439A

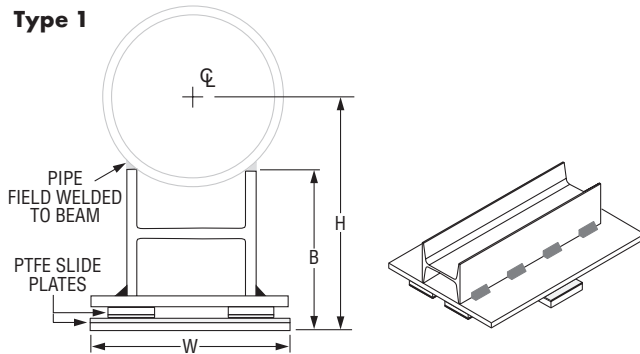
### Notes:

- Types 1, 2, and 3 provide for longitudinal movement only.
- Types 4, 5, and 6 provide for both longitudinal and transverse movement of piping.

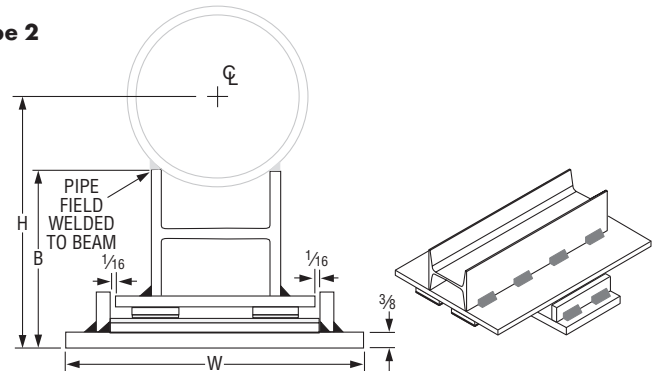
### "H" Section Only



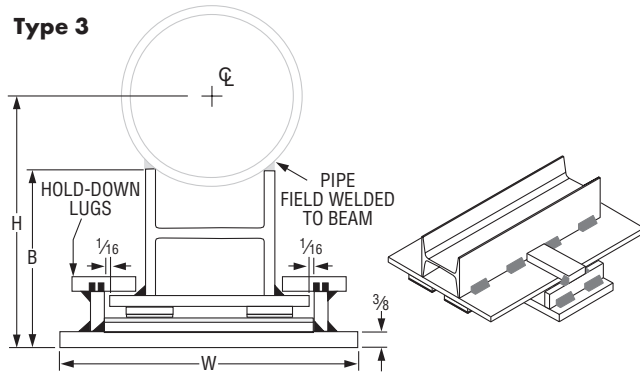
### Type 1



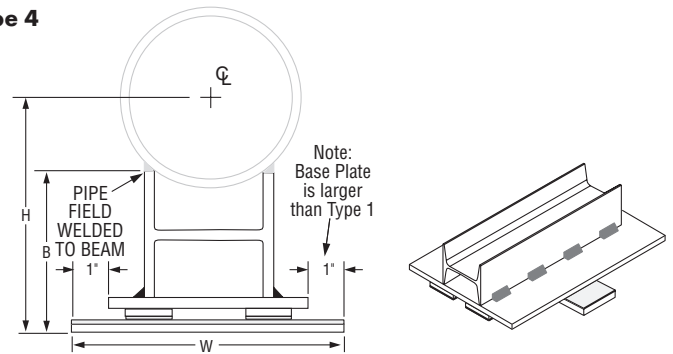
### Type 2



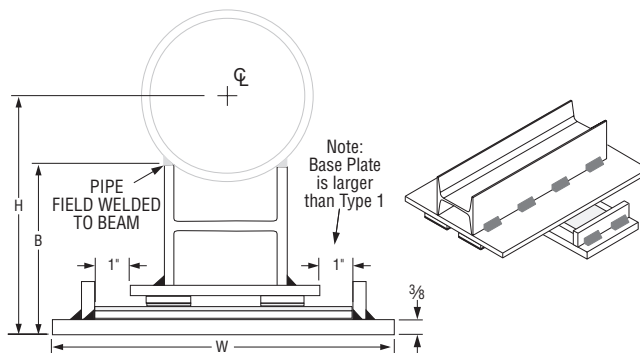
### Type 3



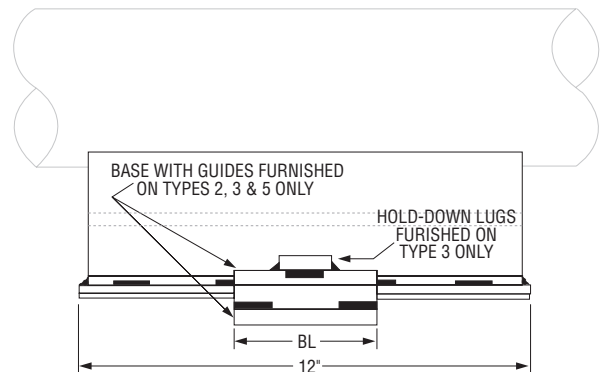
### Type 4



### Type 5



### Side View, All Types



### Options (for all types)

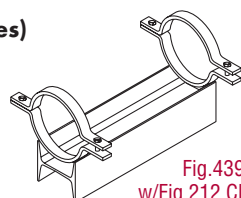


Fig. 439  
w/ Fig 212 Clamps

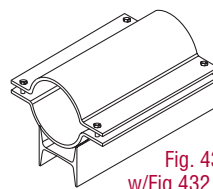


Fig. 439  
w/ Fig 432 Clamp

Refer to the Anvil Pipe Hanger Catalog for more information.

**Fig. 432**
**Size Range:** 2" through 24"

**Material:** Carbon steel

**Finish:** Plain or Galvanized

**Maximum Temperature:** Plain 750° F, Galvanized 450° F for carbon steel pipe only

**Service:** Used with and where pipe slides cannot be welded directly to pipe or copper tube. When used with fiberglass, plastic, or aluminum pipe, a thin protective liner should be inserted between the pipe and the clamp. Clamp is designed for use with Figure 257 and Figures 436 and 439 slides and tees.

**Ordering:** Specify figure number, pipe size, name and finish.

**Special Pipe Clamp for Slides/Structural Tees Fig. 432**

PIPE SIZE (In.)	PRICE EACH		APRX. WEIGHT EACH (LBS.)	DISCOUNT SCHEDULE
	PLAIN	GALV.		
2	\$79.96	\$88.65	2.00	C
2 ½	\$83.81	\$97.59	3.00	C
3	\$88.22	\$101.61	3.00	C
3 ½	\$93.74	\$109.88	4.00	C
4	\$129.57	\$144.74	4.00	C
5	\$146.11	\$153.02	5.00	C
6	\$292.24	\$303.27	12.00	C
8	\$322.57	\$375.65	15.00	C
10	\$355.64	\$419.07	18.00	C
12	\$413.55	\$476.27	21.00	C
14	\$482.69	\$634.56	41.00	C
16	\$744.39	\$816.07	46.00	C
18	\$773.33	\$861.57	52.00	C
20	\$860.18	\$955.30	57.00	C
24	\$1,026.98	\$1,141.41	67.00	C

Price Includes Welding

**Fig. 212**
**Size Range:** 2" through 30"

**Material:** Carbon steel

**Finish:** Plain or Galvanized

**Maximum Temperature:** Plain 750° F, Galvanized 450° F

**Service:** Pipe clamp for figure numbers 257, 436 and 439 slides and tees.

**Ordering:** Specify pipe size, figure number, name and finish.

**Price includes quantity of two clamps and welding.**
**For painted finish POA**
**Adder for Medium Pipe Clamps Fig. 212**

PIPE SIZE (In.)	PRICE EACH		STD. PACK	APRX. WEIGHT EACH (LBS.)	DISCOUNT SCHEDULE
	PLAIN	GALV.			
2	\$13.52	\$19.01	BULK	1.10	B
2 ½	\$14.43	\$20.56	BULK	1.20	B
3	\$16.05	\$22.80	BULK	1.40	B
3 ½	\$26.38	\$42.46	BULK	1.50	B
4	\$22.18	\$30.07	BULK	1.80	B
5	\$49.79	\$73.85	BULK	2.60	B
6	\$55.44	\$81.56	BULK	5.40	B
8	\$66.05	\$98.99	BULK	6.50	B
10	\$125.23	\$195.09	BULK	13.60	B
12	\$152.84	\$236.72	BULK	15.20	B
14	\$250.15	\$320.48	BULK	20.50	B
16	\$270.17	\$414.11	BULK	22.30	B
18	\$550.33	\$728.64	BULK	31.60	B
20	\$592.51	\$813.36	BULK	35.80	B
24	\$952.03	\$1,201.44	BULK	53.10	B
30	\$1,897.94	\$2,510.66	BULK	113.90	B

**Fig. 590**
**Size Range:** 3" through 24" ductile or cast iron pipe

**Material:** Carbon steel

**Finish:** Plain, Galvanized or Stainless Steel

**Service:** Recommended for the suspension of stationary ductile iron or cast iron pipe.

**Approvals:** Complies with Federal Specification A-A-1192A (Type 1), WW-H-171-E (Type 1) and MSS-SP-69 (Type 1).

**Ordering:** Specify pipe size, figure number, name and finish.

**Adjustable Clevis for Ductile or Cast Iron Pipe Fig. 590**

PIPE SIZE (In.)	PRICE EACH			APRX. WEIGHT EACH (LBS.)	DISCOUNT SCHEDULE
	PLAIN	GALV.	304 SS		
3	\$17.13	\$18.17	-	1.10	C
4	\$35.85	\$41.61	POA	2.23	C
6	\$50.50	\$62.07	POA	3.60	C
8	\$60.30	\$77.20	POA	5.06	C
10	\$86.62	\$117.46	POA	7.92	C
12	\$125.09	\$162.48	POA	12.26	C
14	\$187.52	\$235.31	-	17.57	C
16	\$248.78	\$319.09	-	24.84	C
18	\$304.25	\$379.43	-	28.99	C
20	\$584.98	\$740.54	-	48.22	C
24	\$656.70	\$812.34	-	55.32	C

## Fig. 595 & Fig. 594

**Size Range:** 4" through 24"

**Material:** Two carbon steel half bands and four bolts and nuts.

**Finish:** Plain or Galvanized

**Service:** Clamps ductile or cast iron mechanical joint piping or mechanical joint or socket joint fittings together to prevent separation or distortion of pipe line under excessive water pressure.

**Approvals:** Complies with Federal Specification A-A-1192A (Type 8) and MSS-SP-69 (Type 8). Complies with the requirements of the National Fire Protection Association Standard NFPA-24 for Outside Protection.

**Ordering:** Specify pipe size, figure number, name and finish.

**Socket clamp washer:** Two cast iron washers, Fig. 594, are used with each socket clamp and these must be ordered separately.

**Ordering:** Specify pipe size, washer size, figure number, name and finish.



### Socket Clamp for Ductile or Cast Iron Pipe Fig. 595 Socket Clamp Washer Fig. 594

PIPE SIZE (In.)	FIG. 594 WASHER ROD DIA (In.)	FIG. 594		FIG. 595		STD. PACK	APRX. WEIGHT EACH (LBS.)		DISCOUNT SCHEDULE
		PLAIN	GALV.	PLAIN	GALV.		FIG. 594	FIG. 595	
4	3/4	\$15.39	\$18.54	\$139.17	\$228.99	BULK	1.25	12.80	C
6	3/4	\$15.39	\$18.54	\$142.32	\$247.43	BULK	1.25	14.60	C
8	3/4	\$15.39	\$18.54	\$353.64	\$460.49	BULK	1.25	23.60	C
10	1	\$24.07	\$32.39	\$374.32	\$501.53	BULK	2.25	29.30	C
12	1	\$24.07	\$32.39	\$497.06	\$667.97	BULK	2.25	40.30	C
14	1 1/4	\$37.64	\$41.41	\$808.29	\$978.80	BULK	2.70	53.90	C
16	1 1/4	\$37.64	\$41.41	\$1,092.66	\$1,281.88	BULK	2.70	76.50	C
18	1 1/4	\$37.64	\$41.41	\$1,435.83	\$1,722.73	BULK	2.70	94.30	C
20	1 3/8	\$55.63	\$61.11	\$1,662.13	\$1,789.46	BULK	4.30	109.80	C
24	1 1/2	\$55.72	\$61.35	\$2,297.41	\$2,469.72	BULK	5.80	148.60	C

## Fig. 600 & Fig. 599

**Size Range:** 3" through 24" pipe

**Material:** Two carbon steel halfbands and two bolts and nuts

**Finish:** Plain or Galvanized

**Service:** Clamps joints of socket fittings together to prevent distortion of pipe line under excessive water pressure.

**Approvals:** Complies with Federal Specification A-A-1192A (Type 8) and MSS-SP-69 (Type 8).

**Ordering:** Specify pipe size, figure number, name and finish.

**Socket Clamp Washer:** Two cast iron washers, Fig. 599, are used with each socket clamp and these must be ordered separately.

**Ordering:** Specify pipe size, washer size, figure number, name and finish.



### Socket Clamp for Ductile or Cast Iron Pipe Fig. 600 Socket Clamp Washer Fig. 599

PRICE SIZE (In.)	FIG. 599 WASHER ROD DIA (In.)	FIG. 599		FIG. 600		STD. PACK	APRX. WEIGHT EACH (LBS.)		DISCOUNT SCHEDULE
		PLAIN	GALV.	PLAIN	GALV.		FIG. 599	FIG. 600	
3	3/4	\$16.75	\$21.37	\$83.43	\$98.15	BULK	1.25	5.77	C
4	3/4	\$16.75	\$21.37	\$127.60	\$137.17	BULK	1.25	8.10	C
6	3/4	\$16.75	\$21.37	\$142.33	\$153.01	BULK	1.25	10.05	C
8	3/4	\$16.75	\$21.37	\$144.77	\$155.64	BULK	1.25	12.05	C
10	3/4	\$16.75	\$21.37	\$157.05	\$168.84	BULK	1.25	13.66	C
12	3/4	\$16.75	\$21.37	\$192.63	\$207.08	BULK	1.25	15.66	C
14	1 1/4	\$27.31	\$42.26	\$774.21	\$985.22	BULK	2.70	41.87	C
16	1 1/4	\$27.31	\$42.26	\$1,064.30	\$1,131.37	BULK	2.70	61.92	C
18	1 1/4	\$27.31	\$42.26	\$1,121.98	\$1,206.13	BULK	2.70	65.12	C
20	1 3/8	\$42.12	\$42.26	\$1,405.02	\$1,509.11	BULK	4.62	92.20	C
24	1 1/2	\$73.63	\$106.00	\$1,812.17	\$1,948.09	BULK	7.06	122.74	C

## Hex Nuts

**Size Range:**

- American Standard hexagon nuts - sizes 1/4" thru 1 1/2".
- American Standard heavy hexagon flat nuts - sizes 1 1/4" thru 3 3/4".

**Ordering:** Specify bolt or rod size and name.

### American Standard Hex Nuts

SIZE (In.)	PRICE EACH	APRX. WEIGHT EACH (LBS.)	DISCOUNT SCHEDULE
1/4	POA	0.01	C
3/8	POA	0.02	C
1/2	POA	0.04	C
5/8	POA	0.07	C
3/4	POA	0.12	C
7/8	POA	0.19	C
1	POA	0.28	C
1 1/8	POA	0.40	C
1 1/4	POA	0.54	C
1 1/2	POA	0.94	C

### American Standard Hex Nuts

SIZE (In.)	PRICE EACH	APRX. WEIGHT EACH (LBS.)	DISCOUNT SCHEDULE
1 3/4	POA	1.50	C
2	POA	2.20	C
2 1/4	POA	4.30	C
2 1/2	POA	5.90	C
2 3/4	POA	8.00	C
3	POA	10.10	C
3 1/4	POA	12.80	C
3 1/2	POA	16.00	C
3 3/4	POA	19.70	C

**Fig. 770**

**Size Range:** Service Pipe: 1" through 6" Sch. 10 and Sch. 40 IPS UL and FM Approved, OSHPD Pre-Approved

Service Pipe: 1" through 6" Flow Pipe FM Approved  
 Brace Pipe: 1" or 1 1/4" Sch. 40 IPS

**Material:** Carbon steel

**Finish:** Brace Rod Plain or Galvanized, Channel bracket EG

**Service:** Used to rigidly brace piping systems subjected to sway and seismic disturbances. Pipe clamp component of Anvil's 700 series sway brace assembly. Primarily a lateral brace clamp and applicable as a longitudinal brace clamp if a multi-directional connector is included with the sway brace assembly.

**Approvals:** UL and ULC Listed (UL 203A:2009), and FM Approved (FM 1950:2010). Complies with seismic bracing requirements of NFPA-13. OSHPD Pre-Approved (OPA-2804-10).

**Ordering:** Specify service pipe diameter, brace pipe diameter, figure number, name and finish.


**Q Brace Clamp Fig. 770  
(1" Brace Pipe Diameter)**

SERVICE PIPE SIZE (In.)	PRICE EACH		STD. PKG.	APPROX. WEIGHT EACH (LBS.)	DISCOUNT SCHEDULE
	PLAIN	GALV.			
1	\$32.32	\$65.02	25	0.82	D
1 1/4	\$32.32	\$65.02	25	0.86	D
1 1/2	\$32.32	\$65.02	25	0.81	D
2	\$32.32	\$65.02	25	0.86	D
2 1/2	\$32.32	\$68.12	25	1.02	D
3	\$33.96	\$68.12	25	0.99	D
4	\$41.05	\$83.56	20	1.12	D
5	\$44.14	\$89.77	20	1.35	D
6	\$57.25	\$116.10	10	1.42	D

**Q Brace Clamp Fig. 770  
(1 1/4" Brace Pipe Diameter)**

SERVICE PIPE SIZE (In.)	PRICE EACH		STD. PKG.	APPROX. WEIGHT EACH (LBS.)	DISCOUNT SCHEDULE
	PLAIN	GALV.			
1	\$38.73	\$78.94	25	0.87	D
1 1/4	\$38.73	\$78.94	25	0.90	D
1 1/2	\$38.73	\$78.94	25	0.95	D
2	\$38.73	\$78.94	25	1.00	D
2 1/2	\$38.73	\$82.05	25	1.06	D
3	\$40.63	\$83.56	25	1.13	D
4	\$49.28	\$99.09	20	1.26	D
5	\$52.89	\$106.84	20	1.36	D
6	\$68.84	\$132.67	10	1.53	D

**Fig. 771**

**Size Range:** Brace Pipe: 1" or 1 1/4" Sch. 40 IPS

Service line: 1" through 8"

**Material:** Ductile Iron, shear head bolts and hex head mounting bolt

**Finish:** Plain or Galvanized

**Service:** Used to rigidly brace piping systems subjected to sway and seismic disturbances. Brace pipe fitting component of Anvil's 700 series sway brace assembly. Functions as a structural attachment that is directly attached to various structures usually concrete. Also mounted on the attachment point of Anvil's 700 Series structural attachments, Fig. 772 Adj. Beam Attachment, Fig. 778 Bar Joist Attachment and Fig. 779 Multi-Connector Adapter. Can be utilized as a brace fitting for either a lateral brace or a longitudinal brace, that can be mounted on horizontal or vertical structures

**Approvals:** UL and ULC Listed (UL 203A:2009), and FM Approved (FM 1950:2010). Complies with seismic bracing requirements of NFPA-13. OSHPD Pre-Approved (OPA-2804-10).

**Ordering Fig 771:** Specify brace pipe diameter, figure number, name and finish.


**Sway Brace Swivel Attachment Fig. 771**

BRACE PIPE DIAMETER (In.)	PRICE EACH		STD. PKG.	APPROX. WEIGHT EACH (LBS.)	DISCOUNT SCHEDULE
	PLAIN	GALV.			
1	\$28.89	\$49.62	25	1.95	D
1 1/4	\$33.17	\$53.14	20	2.28	D

Go to [www.anvilintl.com/OPA](http://www.anvilintl.com/OPA) for State of California Office of Statewide Health Planning and Development (OSHPD) design information relating to OSHPD projects.

**Fig. 772**

**Size Range:** Beam Widths: 4" through 15"

Flange Thickness: 1/2" through 1 1/4"

Minimum Flange Thickness:

3/8" (FM), 1/2" (UL)

Type A: Flange Thickness Range: 1/2" - 3/4"

Type B: Flange Thickness Range: 7/8" - 1 1/4"

**Material:** Carbon steel


**Finish:** Plain or Galvanized

**Service:** Used to rigidly brace piping systems subjected to sway and seismic disturbances. Structural attachment component of Anvil's 700 series sway brace assembly. For attachment to the bottom flange of structural steel beams. Can be utilized as a structural connection for either a lateral brace or a longitudinal brace.

**Approvals:** UL and ULC Listed (UL 203A:2009), and FM Approved (FM 1950:2010).

Complies with seismic bracing requirements of NFPA-13. OSHPD Pre-Approved (OPA-2804-10).

**Ordering:** Specify figure number, type, L channel Dim. (length), name and finish.



**Adjustable Steel Beam Attachment Fig. 772**

TYPE	LENGTH (In.)	PRICE EACH		STD. PKG.	APPROX. WEIGHT EACH (LBS.)	DISCOUNT SCHEDULE
		PLAIN	GALV.			
A	9	\$163.96	\$241.85	BULK	3.61	D
	12	\$177.31	\$260.83	BULK	4.21	D
	14	\$189.02	\$278.19	BULK	4.64	D
	17	\$212.54	\$314.41	BULK	5.27	D
BB	12	\$217.57	\$298.87	BULK	4.68	D
	14	\$238.51	\$321.34	BULK	5.10	D
	17	\$264.39	\$362.81	BULK	5.74	D

**Fig. 773**

**Size Range:** 3/4" thru 2" Swivel Ring Hanger, Figure 69

**Material:** Carbon steel

**Finish:** Galvanized

**Service:** Designed to be used with Anvil Figure 69, Adjustable Swivel Ring Hanger, for bracing steel service pipe against up thrust during a seismic disturbance or sprinkler head activation.

**Approvals:** UL and ULC Listed (UL 203A:2009).

Complies with seismic bracing requirements of NFPA-13.

**Ordering:** Specify figure number and name.



**Surge Restrainer Fig. 773**

SWIVEL RING HANGER FIG. 69 SIZE (In.)	PRICE EACH		STD. PKG.	APPROX. WEIGHT EACH (LBS.)	DISCOUNT SCHEDULE
	GALV.				
3/4 thru 2	\$3.22		200	0.08	D

**Fig. 775**

**Size Range:** Service Pipe: 2½" through 8"  
Sch. 10 and Sch. 40 IPS

Service Pipe: 2½" through 6" Flow Pipe

Brace Pipe: 1" or 1¼" Sch. 40 IPS


**Material:** Carbon steel clamp,  
ductile iron brace connector

**Finish:** Plain or Galvanized

**Service:** Used to rigidly brace piping systems subjected to sway and seismic disturbances. Pipe clamp component of Anvil's 700 series sway brace assembly. Can be utilized as either a lateral brace clamp or a longitudinal brace clamp.

**Approvals:** UL and ULC Listed (UL 203A:2009), and FM Approved (FM 1950:2010). Complies with seismic bracing requirements of NFPA-13. OSHPD Pre-Approved (OPA-2804-10).

**Ordering:** Specify service pipe diameter x brace pipe diameter, figure number, name and finish.



**Lateral/Longitudinal Brace Clamp Fig. 775  
(1" Brace Pipe Diameter)**

SERVICE PIPE SIZE (In.)	PRICE EACH		STD. PKG.	APPROX. WEIGHT EACH (LBS.)	DISCOUNT SCHEDULE
	PLAIN	GALV.			
2½	\$44.74	\$63.08	10	2.47	D
3	\$51.45	\$65.00	10	2.61	D
4	\$53.53	\$81.89	10	2.72	D
5	\$69.30	\$100.64	10	4.24	D
6	\$91.47	\$128.16	5	6.22	D
8	\$102.92	\$150.55	5	7.35	D

**Lateral/Longitudinal Brace Clamp Fig. 775  
(1¼" Brace Pipe Diameter)**

SERVICE PIPE SIZE (In.)	PRICE EACH		STD. PKG.	APPROX. WEIGHT EACH (LBS.)	DISCOUNT SCHEDULE
	PLAIN	GALV.			
2½	\$44.74	\$63.08	10	2.82	D
3	\$51.45	\$65.00	10	2.96	D
4	\$53.53	\$81.89	10	3.25	D
5	\$69.30	\$100.64	10	4.59	D
6	\$91.47	\$128.16	5	6.42	D
8	\$102.92	\$150.55	5	7.70	D

**Fig. 776**

**Size Range:** Service Pipe: 2½" through 8"  
Sch. 10 and Sch. 40 IPS

Service Pipe: 2½" through 6" FM Approved  
Flow Pipe

Brace Pipe: 1" or 1¼" Sch. 40 IPS

**Material:** Carbon steel

**Finish:** Plain or Galvanized

**Service:** Used to rigidly brace piping systems subjected to sway and seismic disturbances. Pipe clamp component of Anvil's 700 series sway brace assembly. Utilized only as a lateral brace clamp

**Approvals:** FM Approved (FM 1950:2010). Complies with seismic bracing requirements of NFPA-13. OSHPD Pre-Approved (OPA-2804-10).

**Ordering:** Specify service pipe diameter x brace pipe diameter, figure number, name and finish.



**Brace Clamp Fig. 776  
(1" Brace Pipe Diameter)**

SERVICE PIPE SIZE (In.)	PRICE EACH		STD. PKG.	APPROX. WEIGHT EACH (LBS.)	DISCOUNT SCHEDULE
	PLAIN	GALV.			
2½	\$33.45	\$68.12	25	1.26	D
3	\$33.96	\$68.12	25	1.44	D
4	\$41.04	\$83.56	20	1.62	D
5	\$46.28	\$93.93	15	1.66	D
6	\$57.25	\$116.10	10	1.74	D
8	\$60.95	\$125.82	10	2.16	D

**Brace Clamp Fig. 776  
(1¼" Brace Pipe Diameter)**

SERVICE PIPE SIZE (In.)	PRICE EACH		STD. PKG.	APPROX. WEIGHT EACH (LBS.)	DISCOUNT SCHEDULE
	PLAIN	GALV.			
2½	\$40.28	\$82.05	20	1.50	D
3	\$40.63	\$83.56	20	1.58	D
4	\$49.28	\$99.09	20	1.80	D
5	\$55.69	\$112.72	15	1.87	D
6	\$68.84	\$139.31	10	1.95	D
8	\$73.26	\$151.10	10	2.29	D

Go to [www.anvilintl.com/OPA](http://www.anvilintl.com/OPA) for State of California Office of Statewide Health Planning and Development (OSHPD) design information relating to OSHPD projects.

**Fig. 777**

**Size Range:** 3/8" rod diameter, Service Line 1" through 4"

**Material:** Carbon steel

**Finish:** Zinc Plated

**Service:** Used to restrain pipe systems. A lateral brace connector that is attached to a structural attachment for a branch line restraint assembly,

consisting of a Figure 69 and Figure 773 "Surge Restrainer."

**Approvals:** UL and ULC Listed (UL 203A:2009). Complies with seismic bracing requirements of NFPA-13.

**Ordering:** Specify rod size, figure number and name.


**Swivel Joint Connector Fig. 777**

ROD SIZE (In.)	ZINC PLATED	STD. PKG.	APPROX. WEIGHT EACH (LBS.)	DISCOUNT SCHEDULE
3/8	\$5.24	50	0.19	D

**Fig. 778**

**Size Range:** Flange Thickness: 1/8" through 3/4"

Structural Steel Minimum Thickness – 1/8" (FM), 3/16" (UL)

Service Pipe: 1" through 8"

**Material:** Ductile iron beam attachment, shear head bolts and hex head mounting bolt


**Finish:** Plain or Galvanized

**Service:** Used to rigidly brace piping systems subjected to sway and seismic disturbances.

Structural attachment component of Anvil's 700 series sway brace assembly. Recommended for use under roof installations with bar joist construction or for attachment to the top or bottom flange of structural steel beams. Can be utilized as a structural connection for either a lateral brace or a longitudinal brace.

**Approvals:** UL and ULC Listed (UL 203A:2009), and FM Approved (FM 1950:2010). Complies with seismic bracing requirements of NFPA-13. OSHPD Pre-Approved (OPA-2804-10).

**Ordering:** Specify figure number, name and finish.


**Bar Joist and Beam Attachment Fig. 778**

PRICE EACH		STD. PKG.	APPROX. WEIGHT	DISCOUNT SCHEDULE
PLAIN	GALV.			
\$69.00	\$134.62	20	2.14	D

**Fig. 779**

**Size Range:** Service Line: 1" through 8"

**Material:** Carbon steel

**Finish:** Plain or Galvanized

**Service:** Used to rigidly brace piping systems subjected to sway and seismic disturbances. Structural attachment component of Anvil's 700 series sway brace assembly. The multi-connector's two fasteners distributes the sway brace fitting attachment load to the structure, which maximizes the load capacity of the brace fitting. Can be utilized as a structural connection for either a lateral brace or longitudinal brace.

**Approvals:** UL and ULC Listed (UL 203A:2009). Complies with seismic bracing requirements of NFPA-13.

**Ordering Fig. 779:** Specify size, figure number, name and finish.


**Multi-Connector Adapter Fig. 779**

SIZE	PRICE EACH		STD. PKG.	APPROX. WEIGHT	DISCOUNT SCHEDULE
	PLAIN	GALV.			
1	\$38.84	\$57.17	BULK	3.19	D
2	\$38.84	\$57.17	BULK	3.19	D
3	\$38.84	\$57.17	BULK	3.19	D
4	\$48.57	\$71.45	BULK	3.19	D

**Fig. CT-65**
**Size Range:** ½" through 4"

**Material:** Carbon steel

**Finish:** Copper plated

**Service:** Recommended for suspension of non-insulated, stationary copper tube.

**Approvals:** Complies with Federal Specification WW-H-171-E (Type 12).

**Ordering:** Specify nominal tube size, figure number, name and finish

**Imported-Light Duty Adjustable Clevis Fig. CT-65**

TUBE SIZE (In.)	PRICE EACH	STD. PACK	APRX. WEIGHT EACH (LBS.)	DISCOUNT SCHEDULE
	COPPER PLATED			
½	\$3.00	100	0.08	AA
¾	\$3.25	100	0.09	AA
1	\$3.36	100	0.17	AA
1 ¼	\$3.64	50	0.19	AA
1 ½	\$3.76	50	0.21	AA
2	\$4.30	100	0.28	AA
2 ½	\$8.84	50	0.43	AA
3	\$9.21	50	0.50	AA
4	\$10.28	25	0.55	AA

**Fig. 67F**
**Size Range:** ½" through 6" copper tube

**Material:** Carbon steel and felt with adhesive backing

**Finish:** Galvanized

**Service:** Can be suspended by hanger rod or attached to wall. "T" slot in hanger permits side bolt to be installed after installation and setting of pipe.

**Maximum Temperature:** 120° F

**Approvals:** Complies with Federal Specification A-A-1192A (Type 5), ANSI/MSS SP-69 and MSS SP-58 (Type 5).

**Components:** Strap and bolt with nut – assembled.

**Ordering:** Specify felt hanger size, figure number and name.

**Copper Tube Felt Lined Hanger Fig. 67F**

FELT HANGER SIZE (In.)	PRICE EACH	STD. PACK	APRX. WEIGHT EACH (LBS.)	DISCOUNT SCHEDULE
¾	\$7.82	50	0.22	B
1	\$7.82	50	0.25	B
1 ¼	\$8.94	50	0.27	B
1 ½	\$9.82	50	0.31	B
2	\$10.72	25	0.32	B
2 ½	\$23.82	25	0.71	B
3	\$27.44	25	0.78	B
4	\$36.20	15	1.39	B
5	\$44.72	15	1.66	B
6	\$58.10	15	2.26	B

**Fig. CT-69**
**Size Range:** ½" through 4"

**Material:** Carbon steel

**Finish:** Copper plated

**Service:** Recommended for suspension of non-insulated stationary copper tube.

**Approvals:** Complies with Federal S 1192A (Type 10), WW-H-171-E (Type 10) and MSS-SP-69 (Type 10).

**Ordering:** Specify nominal tube size, figure number, name and finish.

**Adjustable Swivel Ring Fig. CT-69**

TUBE SIZE (In.)	PRICE EACH	STD. PACK	APRX. WEIGHT EACH (LBS.)	DISCOUNT SCHEDULE
	COPPER			
½ - 1 ¼	\$2.22	100 ♦	♦ 0.08	A
1 ½	\$2.37	100 ♦	♦ 0.10	A
2	\$2.37	100 ♦	♦ 0.11	A
2 ½	\$5.63	50	0.18	A
3	\$6.22	50	0.30	A
3 ½	\$10.74	50	0.35	A
4	\$8.43	50	0.30	A

♦ Copper Plated sold in box only

**Fig. 69F**
**Size Range:** ½" through 6" copper tube

**Material:** Carbon steel and felt with adhesive backing

**Finish:** Galvanized

**Service:** Recommended for suspension of non-insulated stationary copper tubing.

**Maximum Temperature:** 120° F

**Approvals:** Complies with Federal Specification A-A-1192A (Type 10), ANSI/MSS SP-69 and MSS SP-58 (Type 10).

**Ordering:** Specify felt ring size, figure number and name.

**Adjustable Swivel Ring, Felt Lined Fig. 69F**

FELT HANGER SIZE (In.)	PRICE EACH	STD. PACK	APRX. WEIGHT EACH (LBS.)	DISCOUNT SCHEDULE
½ - 1	\$3.98	100	0.10	A
1 ¼	\$4.05	100	0.11	A
1 ½	\$4.13	100	0.10	A
2	\$4.26	100	0.10	A
2 ½	\$5.64	50	0.11	A
3	\$5.85	50	0.20	A
4	\$6.79	50	0.30	A
5	\$11.34	25	0.54	A
6	\$12.94	20	0.65	A

**Fig. CT-121**

**Size Range:** ½" through 4"

**Material:** Carbon steel

**Finish:** Copper plated

**Service:** Recommended for support and steadying of copper tube risers, either insulated or non-insulated. This product is not intended for use with hanger rods.

**Approvals:** Complies with Federal Specification A-A-1192A (Type 8), WW-H-171-E (Type 8) and MSS-SP-69 (Type 8).

**Service:** For support and steadying of copper tubing risers.

**Ordering:** Specify tube size, figure number, name.

**Copper Tubing Riser Clamp Fig. CT-121**

TUBE SIZE (In.)	PRICE EACH COPPER PLATED	STD. PACK	APRX. WEIGHT EACH (LBS.)	DISCOUNT SCHEDULE
½	\$9.18	25	0.59	A
¾	\$9.18	25	0.52	A
1	\$11.56	25	0.94	A
1 ¼	\$11.96	25	0.90	A
1 ½	\$14.55	25	1.03	A
2	\$15.39	25	1.02	A
2 ½	\$18.07	25	1.13	A
3	\$20.74	25	1.13	A
3 ½	\$37.06	25	1.86	A
4	\$28.09	25	2.10	A

**Fig. CT-128R**

**Size Range:** ⅜" and ½"

**Material:** Malleable iron

**Finish:** Copper plated

**Service:** Recommended for attachment to wood beams or ceiling.

**Ordering:** Specify rod size, figure number, name.

**Ceiling Flange, Rod Threaded Fig. CT-128R**

ROD SIZE (In.)	PRICE EACH COPPER PLATED	STD. PACK	APRX. WEIGHT EACH (LBS.)	DISCOUNT SCHEDULE
⅜	\$4.83	50 ■	0.16	A
½	\$8.90	50 ■	0.16	A

■ Copper Plated sold in box only

⅜" offered in Import only

**Fig. CT-138R**

**Size Range:** ½" through 2"

**Material:** Malleable iron

**Finish:** Copper plated

**Service:** Recommended for suspension of non-insulated stationary copper tube.


**Approvals:** Complies with Federal Specification A-A-1192A (Type 12), WW-H-171-E (Type 25) and MSS-SP-69 (Type 12).

**Ordering:** Specify nominal tube size, figure number, name.

**Imported-Extension Split Tubing Clamp (Threaded Rod) Fig. CT-138R**

TUBE SIZE (In.)	PRICE EACH COPPER	STD. PACK	APRX. WEIGHT EACH (LBS.)	DISCOUNT SCHEDULE
½	\$4.31	50 ■	0.10	AA
¾	\$4.59	50 ■	0.12	AA
1	\$5.05	50	0.14	AA
1 ¼	\$5.38	50	0.18	AA
1 ½	\$6.55	50	0.22	AA
2	\$7.43	50 ■	0.36	AA

■ Copper Plated sold in box only

**Fig. CT-255**

**Size Range:** 1" through 4"

**Material:** Carbon steel

**Finish:** Plain or Galvanized with copper plated finish on spider

**Service:** For maintaining alignment of tubing through its axial expansion, and contraction cycles.

**Maximum Temperature:** 400° F

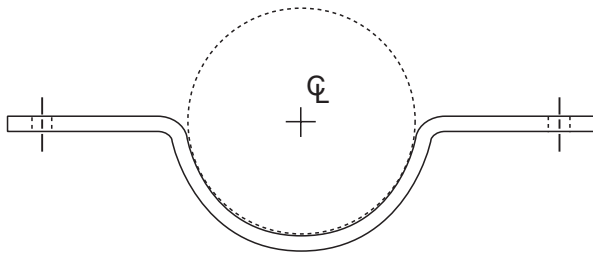
**Ordering:** Specify size number, tube size, insulation thickness, figure number, name and finish.

**Caution:** Guides are designed to carry 20% of dead weight load.

**Copper Tubing Alignment Guide Fig. CT-255**

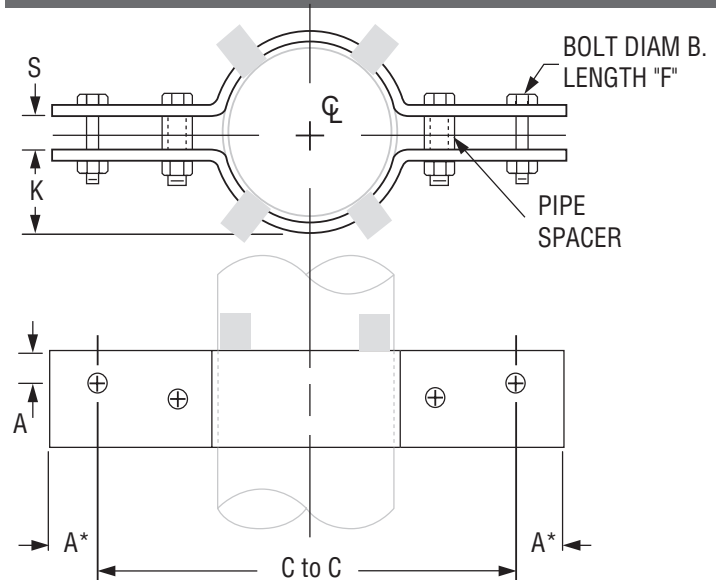
GUIDE SIZE NO.	PRICE EACH COPPER	STD. PACK	DISCOUNT SCHEDULE
A	\$577.34	BULK	C
B	\$641.50	BULK	C
C	\$727.81	BULK	C
D	\$830.18	BULK	C

## Half Clamp Fig. 38SD



This product is a special design per customer requirements. Contact Anvil Intl. for further information and how to order.

## Riser Clamp Fig. 40SD



**Material:** Carbon steel chrome molybdenum or stainless steel

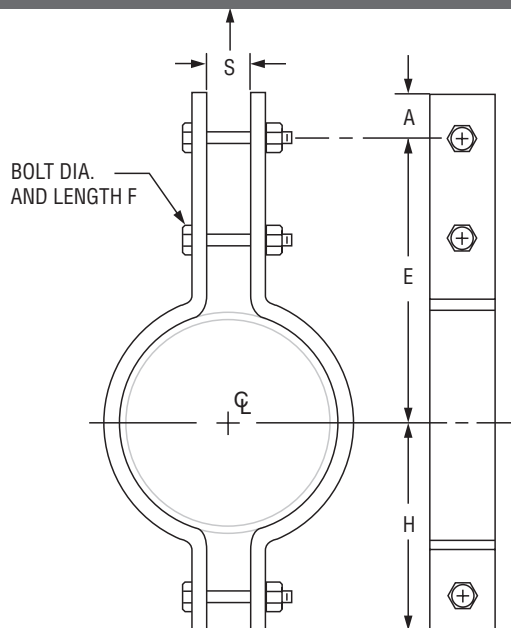
**Finish:** Plain or Galvanized

**Maximum Temperature:** As required

**Ordering:** Specify figure number 40SD, riser clamp special design, material, exact pipe size, load, operating temperature, insulation thickness, C-C dimension, rod diameter, finish and if connected to a spring or rigid connection.

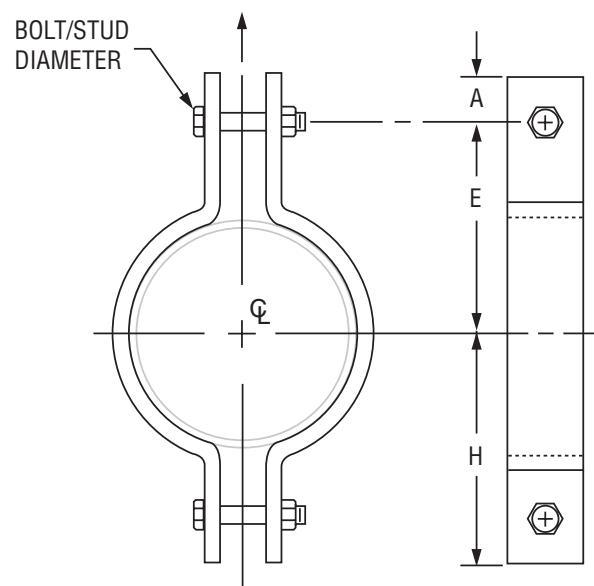
**Service:** Riser clamps are used for the support of vertical piping. Load is carried by shear lugs which are welded to the pipe. Shear lugs not provided.

## Non-Standard Three Bolt Pipe Clamp Fig. 41SD



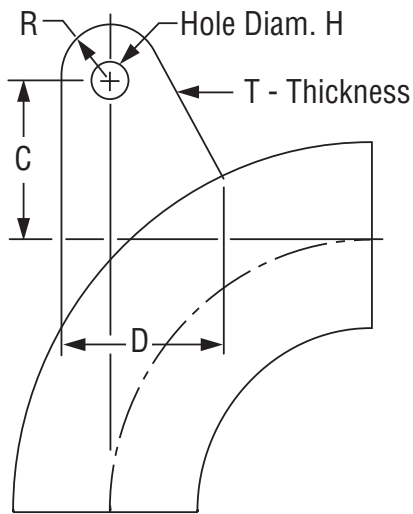
**Ordering:** Specify Fig. 41SD double bolt pipe clamp, material specification, pipe size, load, operating temperature, insulation thickness and finish. Alloy clamps, unless otherwise specified, will be furnished with alloy studs made from ASTM A-193-B7 stud stock and ASTM A-194-Gr. 2H hex nuts.

## Non-Standard Two Bolt Pipe Clamp Fig. 42SD



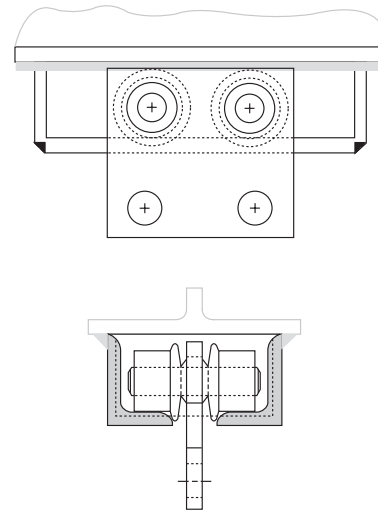
**Ordering:** Specify Fig. 42SD pipe clamp, material specification, pipe size, load, temperature and finish. Alloy clamps, unless otherwise specified, will be furnished with alloy studs made from ASTM A-193-B7 stud stock and ASTM A-194-Gr. 2H hex nuts.

## Welding Lug for L.R. Elbow Fig. 53SD



This product is a special design per customer requirements.  
Contact Anvil Intl. for further information and how to order.

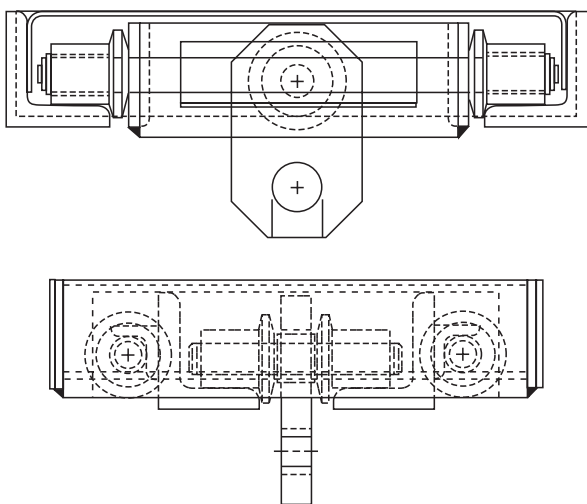
## Double Roll Horizontal Traveler Fig. 71SD



This product is a special design per customer requirements.  
Contact Anvil Intl. for further information and how to order.

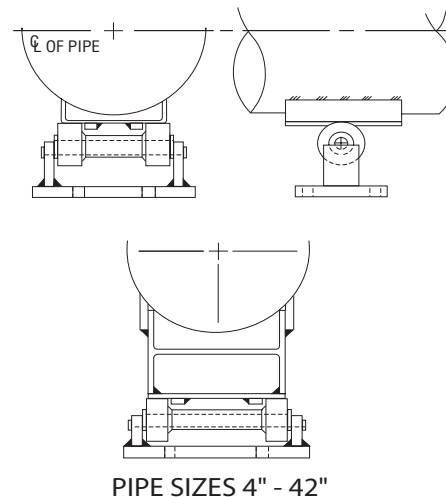
The Anvil Fig. 71SD horizontal traveler facilitates the supporting of piping systems subject to linear horizontal movements where head room is limited. Designed for use with Anvil Variable Spring Hangers or Constant Supports it can also be used in conjunction with a rigid type hanger assembly.

## Dual Direction Horizontal Traveler Fig. 72SD



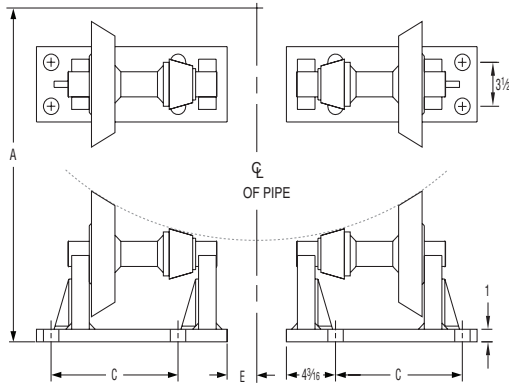
This product is a special design per customer requirements.  
Contact Anvil Intl. for further information and how to order.  
The Anvil Fig. 72SD Horizontal Traveler facilitates the supporting of piping systems subject to linear horizontal movements where head room is limited. Designed for use with Anvil Variable Spring Hangers or Constant Supports, it can also be used in conjunction with a rigid type hanger assembly.

## Flat Roller with Saddle Fig. 75SD



This product is a special design per customer requirements.  
Contact Anvil Intl. for further information and how to order.  
Pipe sizes 4" through 42"

## Fabricated Roller for Large Diameter Pipe Fig. 76SD



This product is a special design per customer requirements.  
Contact Anvil Intl. for further information and how to order.

SIZE (In.)	PRICE EACH	STD. PACK	DISCOUNT SCHEDULE
30-46	POA	-	C
46-72	POA	-	C

## Anvil Compliances, Listings and Approvals

ANVIL FIGURE NUMBER	PRODUCT TYPES			APPLICATION SIZES					
	MSSSP-58 & ANSI/ MSS-SP-69	FEDERAL SPECIFICATIONS		FM* ROD SIZE	FM* PIPE SIZE	UL ■ ROD SIZE	UL ■ PIPE SIZE	ULC ▲ ROD SIZE	ULC ▲ PIPE SIZE
		WW-H-171-E	A-A-1192A						
14	27	54	27	-	-	-	-	-	-
40	42	-	42	-	-	-	-	-	-
55	57	57	57	-	-	-	-	-	-
55L	57	57	57	-	-	-	-	-	-
65	-	1	-	-	-	-	-	-	-
66	22	22	22	-	-	-	-	-	-
67	5	-	5	-	-	-	-	-	-
69	10	10	10	3/8 1/2	3/4-4 5-8	3/8 1/2	3/4-4 5-8	-	-
86	23	23	23	3/8	3/4-4	3/8	3/4-4	3/8	3/4-4
				-	-	1/2	5-8	1/2	5-8
				-	-	-	-	-	-
88	23	23	23	3/8	3/4-4	3/8	3/4-4	3/8	3/4-4
				-	-	-	-	-	-
				-	-	3/4	12	3/4	12
89x	-	-	-	-	-	-	up to 8	-	up to 8
92	19 & 23	23	19 & 23	3/8 1/2	3/4-4 5-8	3/8 1/2	3/4-4 5-8	3/8 1/2	2 1/2-4 5-8
93	19 & 23	23	19 & 23	3/8 1/2	3/4-4 5-8	3/8 1/2	3/4-4 5-8	3/8 1/2	2 1/2-4 5-8
94	19	19	19	- -	- -	5/8 3/4	10, 12 12	- -	- -
95	23	23	23	3/8, 1/2	-	3/8	-	-	-
104	6	6	6	-	-	-	-	-	-
108	11	11	11	-	-	-	-	-	-
110R	16	16	16	3/8 1/2	3/4-4 5-8	3/8 1/2	3/4-4 5-8	- -	- -
				-	-	5/8	10, 12	-	-
				-	-	3/4	12	-	-
				-	-	7/8	12	-	-
114	15	15	15	-	-	-	-	-	-
133	21	21	21	- -	- -	3/8 1/2	3/4-4 5-8	- -	- -
134	21	21	21	1/2 5/8	5-8 10-12	1/2 5/8	5-8 10-12	- -	- -
136	-	-	-	3/8	3/4-4	3/8	3/4-4	3/8	3/4-4
	-	-	-	1/2	5-8	1/2	5-8	1/2	5-8
	-	-	-	-	-	5/8	10, 12	5/8	10, 12
	-	-	-	-	-	3/4	12	3/4	12
136R						3/8 1/2	3/4-4 5-8		
137	24	24	24	-	-	-	-	-	-
137C	24	24	24	-	-	-	-	-	-
138R	12	25	12	-	-	-	-	-	-
152	-	-	-	3/8	3/4-2	3/8	3/4-4	3/8	3/4-4
	-	-	-	1/2	2 1/2-3 1/2	1/2	5-8	1/2	5-8
	-	-	-	5/8	4, 5	5/8	10, 12	5/8	10, 12
	-	-	-	3/4	6	3/4	12	3/4	12
	-	-	-	7/8	8	7/8	12	7/8	12

\* = FM APPROVED ■ = UL LISTED ▲ = ULC LISTED

Revised: \_\_\_\_\_

## Anvil Compliances, Listings and Approvals (continued)

ANVIL FIGURE NUMBER	PRODUCT TYPES			APPLICATION SIZES					
	MSSSP-58 & ANSI/ MSS-SP-69	FEDERAL SPECIFICATIONS		FM* ROD SIZE	FM* PIPE SIZE	UL ■ ROD SIZE	UL ■ PIPE SIZE	ULC ▲ ROD SIZE	ULC ▲ PIPE SIZE
		WW-H-171-E	A-A-1192A						
153	-	-	-	3/8	3/4-4	3/8	3/4-4	3/8	3/4-4
	-	-	-	1/2	5-8	1/2	5-8	1/2	5-8
	-	-	-	-	-	5/8	10, 12	5/8	10, 12
	-	-	-	-	-	3/4	12	3/4	12
	-	-	-	-	-	7/8	12	7/8	12
157	-	-	-	3/8	3/4-4	3/8	3/4-4	-	-
	-	-	-	1/2	5-8	1/2	5-8	-	-
	-	-	-	-	-	5/8	10, 12	-	-
	-	-	-	-	-	3/4	12	-	-
	-	-	-	-	-	7/8	12	-	-
160	39A & 39B	40A & 40B	39A & 39B	-	-	-	-	-	-
161	39A & 39B	40A & 40B	39A & 39B	-	-	-	-	-	-
162	39A & 39B	40A & 40B	39A & 39B	-	-	-	-	-	-
163	39A & 39B	40A & 40B	39A & 39B	-	-	-	-	-	-
164	39A & 39B	40A & 40B	39A & 39B	-	-	-	-	-	-
165	39A & 39B	40A & 40B	39A & 39B	-	-	-	-	-	-
165A	39A & 39B	40A & 40B	39A & 39B	-	-	-	-	-	-
166A	39A & 39B	40A & 40B	39A & 39B	-	-	-	-	-	-
167	40	41	40	-	-	-	-	-	-
168	40	41	40	-	-	-	-	-	-
171	41	42	41	-	-	-	-	-	-
175	44	45	44	-	-	-	-	-	-
177	41	42	41	-	-	-	-	-	-
178	49	50	49	-	-	-	-	-	-
181	43	44	43	-	-	-	-	-	-
185	-	-	-	-	-	-	3/4-2	-	3/4-2
186	-	-	-	-	-	-	3/4-2	-	3/4-2
187	-	-	-	-	-	-	3/4-2	-	3/4-2
188	-	-	-	-	-	-	3/4-2	-	3/4-2
191	37	38	37	-	-	-	-	-	-
192	38	39	38	-	-	-	-	-	-
194	31	32	31	3/8	3/4-4	-	-	-	-
				1/2	5-8	-	-	-	-
				-	-	-	-	-	-
				-	-	-	-	-	-
				-	-	-	-	-	-
195	32	33	32	-	-	-	-	-	-
199	33	34	33	-	-	-	-	-	-
202	34	35	34	3/8	3/4-4	3/8	1-4	3/8	1-4
				1/2 (Steel Beam)	5-8	1/2	5-8	1/2	5-8
				-	-	5/8	10, 12	5/8	10, 12
206	34	35	34	3/8 (Steel)	3/4-4	3/8	3/4-4	-	-
				1/2 (Steel)	5-8	1/2	5-8	-	-
				-	-	5/8	10, 12	-	-
207	34	35	34	3/8 (Steel)	3/4-4	3/8	3/4-4	-	-
				-	-	1/2	5-8	-	-

\* = FM APPROVED ■ = UL LISTED ▲ = ULC LISTED

Anvil Compliances, Listings and Approvals (continued)									
ANVIL FIGURE NUMBER	PRODUCT TYPES			APPLICATION SIZES					
	MSSSP-58 & ANSI/ MSS-SP-69	FEDERAL SPECIFICATIONS		FM* ROD SIZE	FM* PIPE SIZE	UL ■ ROD SIZE	UL ■ PIPE SIZE	ULC ▲ ROD SIZE	ULC ▲ PIPE SIZE
		WW-H-171-E	A-A-1192A						
212	4	4	4	3/8	3/4-2	3/8	3/4-4	3/8	3/4-4
				1/2	2 1/2 - 3 1/2	1/2	5 - 8	1/2	5 - 8
				5/8	4, 5	-	-	-	-
				3/4	6	-	-	-	-
				7/8	8	-	-	-	-
212FP	4	4	4	-	-	-	-	-	-
216	4	4	4	-	-	-	-	-	-
217	25	-	25	-	-	-	-	-	-
218	30	30	30	3/8	3/4-4	3/8	3/4-4	3/8	3/4-4
				-	-	1/2	5 - 8	1/2	5 - 8
				-	-	5/8	10, 12	5/8	10, 12
				-	-	3/4	12	3/4	12
				-	-	7/8	12	7/8	12
224	2	2	2	-	-	-	-	-	-
227	25	-	25	3/8	3/4-4	3/8	3/4-4	-	-
		-		-	-	1/2	5 - 8	-	-
228	28 & 29	30 & 31	28 & 29	-	-	-	-	-	-
228L	28 & 29	30 & 31	28 & 29	-	-	-	-	-	-
230	13	13	13	-	-	-	-	-	-
233	13	13	13	-	-	-	-	-	-
246	2	2	2	-	-	-	-	-	-
257	35	-	35	-	-	-	-	-	-
258	36	36 & 37	36	-	-	-	-	-	-
259	37	-	37	-	-	-	-	-	-
260	1	1	1	3/8	3/4-2	3/8	3/4-4	3/8	3/4-4
				1/2	2 1/2 - 3	1/2	5 - 8	-	-
				5/8	4, 5	-	-	-	-
				3/4	6	-	-	-	-
				7/8	8	-	-	-	-
261	8	8	8	-	-	-	1 1/2 - 8	-	1 1/2 - 8
262	26	26	26	-	-	-	-	-	-
264	38	39	38	-	-	-	-	-	-
265	38	39	38	-	-	-	-	-	-
271	44	45	44	-	-	-	-	-	-
274	46	47	46	-	-	-	-	-	-
277	45	46	45	-	-	-	-	-	-
281	18	19	18	3/8	3/4-4	3/8	3/4-4	3/8	3/4-4
				1/2	5 - 8	1/2	5 - 8	1/2	5 - 8
				5/8	8 MAX.	5/8	10, 12	5/8	10, 12
				3/4	8 MAX.	3/4	12	3/4	12
282	18	18	18	3/8	3/4-4	3/8	3/4-4	3/8	3/4-4
				1/2	5 - 8	1/2	5 - 8	1/2	5 - 8
				5/8	8 MAX.	5/8	10, 12	5/8	10, 12
				3/4	8 MAX.	3/4	12	3/4	12
				7/8	8 MAX.	7/8	12	7/8	12
285	19	18	18	3/8	3/4-4	3/8	3/4-4	3/8	3/4-4
				1/2	5	1/2	5 - 8	1/2	5 - 8
				-	-	5/8	10, 12	5/8	10, 12
286	18	18	18	-	-	-	-	-	-

\* = FM APPROVED ■ = UL LISTED ▲ = ULC LISTED

## Anvil Compliances, Listings and Approvals (continued)

ANVIL FIGURE NUMBER	PRODUCT TYPES			APPLICATION SIZES					
	MSSSP-58 & ANSI/MSS-SP-69	FEDERAL SPECIFICATIONS		FM* ROD SIZE	FM* PIPE SIZE	UL ■ ROD SIZE	UL ■ PIPE SIZE	ULC ▲ ROD SIZE	ULC ▲ PIPE SIZE
		WW-H-171-E	A-A-1192A						
290	17	17	17	-	-	-	-	-	-
290L	17	17	17	-	-	-	-	-	-
292	28 & 29	28 & 29	28 & 29	-	-	-	-	-	-
292L	28 & 29	28 & 29	28 & 29	-	-	-	-	-	-
295	3	3	3	-	-	-	-	-	-
295A	3	3	3	-	-	-	-	-	-
295H	3	3	3	-	-	-	-	-	-
299	14	14	14	-	-	-	-	-	-
300	1	1	1	-	-	-	-	-	-
436	35	-	35	-	-	-	-	-	-
439	35	-	35	-	-	-	-	-	-
590	1	1	1	-	-	-	-	-	-
595	8	-	8	-	-	-	-	-	-
600	8	-	8	-	-	-	-	-	-
CT-65	-	1	-	-	-	-	-	-	-
CT-69	10	10	10	-	-	-	-	-	-
CT-121	8	8	8	-	-	-	-	-	-
CT-138R	12	25	12	-	-	-	-	-	-

A type is dependent upon its appropriate installation and use.

Note: Figure 218 Must be used with Figure 157.

\* = FM APPROVED ■ = UL LISTED ▲ = ULC LISTED

## Sway Brace • Seismic — Compliances, Listings and Approvals

ANVIL FIGURE NUMBER	APPLICATION SIZES						FLANGE WIDTH	FLANGE THICKNESS
	FM* PIPE SIZE	UL ■ ROD SIZE	UL ■ PIPE SIZE	ULC ▲ ROD SIZE	ULC ▲ PIPE SIZE			
770 - Q Brace Clamp	1-6	-	1-6	-	1-6			
771 - Sway Brace Swivel Attachment	1-8	-	1-8	-	1-8			
772 - Adj. Steel Beam Attachment	-	-	-	-	-	4-15	Varies	
773 - Surge Restrainer	-	3/8	3/4-2	3/8	3/4-2			
775 - Lateral/Longitudinal Brace Clamp	2 1/2-8 Sch. 10 & 40 2 1/2-6 Flow Pipe	-	2 1/2-8 Sch. 10 & 40 2 1/2-6 Flow Pipe	-	2 1/2-8 Sch. 10 & 40 2 1/2-6 Flow Pipe			
776 - Brace Clamp	2 1/2-8 Sch. 10 & 40 2 1/2-6 Flow Pipe	-	-	-	-			
777 - Swivel Joint Connector	-	3/8	1-4	3/8	1-4			
778 - Bar Joist Beam Attachment	1-8	-	1-8	-	1-8		Varies	
779 - Multi-Connector Adapter	-	-	1-8	-	1-8			

 Refer to Pictorial Table of Contents (Page 9) and [www.anvilintl.com/Product/SeismicSwayBracing.aspx](http://www.anvilintl.com/Product/SeismicSwayBracing.aspx) for current data sheets and applications.

\* = FM APPROVED ■ = UL LISTED ▲ = ULC LISTED

## Engineered Hangers — Compliances, Listings and Approvals

ANVIL FIGURE NUMBER	PRODUCT TYPES		
	MSSSP-58 & MSS-SP-69	FEDERAL SPECIFICATIONS	
		WW-H-171-E	A-A-1192A
170 - Horizontal Traveler	58	-	-
200, C-200, 201 and C-201 - Hydraulic Snubbers	47	-	-
247 - Light Duty Spring	48	49	49
296, C-296, 297, C-297, 298, C-298, 301, C-301 & 302 - Sway Brace	50	55	55
3306 & 3307 - Hydraulic Snubbers	47	-	-
<b>Variable Spring Hangers</b>			
82, B-268, 98, Triple, Quadruple Type A-E	51	51	51
C-82, C-268, C-98, Triple-CR, Quadruple-CR Type A-E	51	51	51
82, B-268, 98, Triple, Quadruple Type F	52	56	56
C-82, C-268, C-98, Triple-CR, Quadruple-CR Type F	52	56	56
82, B-268, 98, Triple, Quadruple Type G	53	57	57
C-82, C-268, C-98, Triple-CR, Quadruple-CR Type G	53	57	57
<b>Constant Support Hangers</b>			
80-V and C-80-V Type A-E	55	58	58
80-V and C-80-V Type G	56	59	59
81-H and C-81-H Type A-E	54	52	52

## Anvil Pipe Hangers and Support Services

### Pipe Hanger & Support

- Hardware Hangers Complete Product Line of:
  - Carbon Steel, Stainless Steel
  - Cast Iron, Malleable Iron
  - Copper & PVC Coated
  - Plain, Galvanized & Painted
- Engineered Hangers
  - Variable Springs
  - Constant Supports
  - Hydraulic Snubbers
  - Vibration Sway Braces
  - Sway Struts
  - Limit Stops
- Special Structural Steel, Fabrication/Miscellaneous
- Special Design Products per Customer Specifications
- Domestic Manufactured Product Line

### Anvil Markets

- Fire Protection
- Mechanical HVAC/Plumbing
- Industrial
- Petro Chemical
- Refinery
- Pulp & Paper
- Waste Water, Water Treatment
- Marine
- Co-generation
- Fossil Power
- Nuclear Power
- Seismic

### Technical Services

- Design services, either on or off site, help you maximize the efficiency of your pipe support systems.  
These services include:
  - Pipe Hanger design and engineering
  - Drafting Services
  - System Analysis
  - Pipe Stress Analysis
  - Product Qualification Testing
  - Supervision of client design personnel
  - HYDRAULIC SNUBBERS:
    - The Pipe Support Division has the technical expertise, manufacturing facilities and testing equipment to provide extensive design, installation, maintenance and repair or rebuild services for hydraulic shock suppressors.
- On site service available by certified technicians for fossil and nuclear plants.

### Pipe Hanger Specifications

- Federal Spec WW-H-171E and A-A-1192A
- Underwriters Laboratory
- Factory Mutual (FM)
- Manufacturers Standardization Society (MSS) SP-58, SP-69, SP-77, SP-89 and SP-90
- National Fire Protection Association (NFPA)
- ASME Boiler and Pressure Vessel Code
  - Section III (Nuclear)
  - B31.1 Power Piping
  - B31.3 Chemical Plant and Petroleum Refinery Piping
  - B31.9 Building Services Piping
- MIL Spec P-15877 Marine Hangers
- FIELD SERVICES:
  - Support walk downs and verification
  - QA/QC services for on site or off site work
  - Support adjustments and materials
  - QA inspection and verification
  - Integrity Analysis
  - Non-destructive Examination
  - Training Programs
- Nuclear services geared to nuclear power market include:
  - Section XI Services
  - Compliance with NRC directives involving piping systems and components
  - Accredited by and granted an "NPT" Certificate of Authorization and "NS" Certificate of Accreditation
  - Quality activities audited by NUPIIC and various individual utilities
  - Commercial grade dedication program

### Electronic Pipe Support Catalog

- Available on-line on our Web site
- Export CAD drawings to most CAD programs (EPS, DXF and DWG)
- Quick Retrieval of Product Data
- A Faster Way to Build Product Submittals

### Web Site Address

[www.anvilintl.com](http://www.anvilintl.com)

### For Further Information Contact

**Anvil Engineered Pipe Supports**

**160 Frenchtown Road**

**North Kingstown, RI 02852**

**Tel: 401-886-3001 • Fax: 401-886-3010**

Fig.	Description	Page	Fig.	Description	Page
<b>Pipe Rings/Split Clamps/Hangers</b>			<b>C-Clamps/Structural Attachments/Retaining Straps</b>		
Fig. 69	Adjustable Swivel Ring, Tapped per NFPA Standards...	17	Fig. 60	Steel Washer Plate .....	13
Fig. 104	Adjustable Swivel, Split Ring .....	21	Fig. 66	Welded Beam Attachment.....	16
Fig. 108	Split Pipe Ring.....	21	Fig. 86	C-Clamp with Set Screw and Lock Nut .....	18
Fig. 138R	Imported-Extension Split Pipe Clamp (Rod Threaded).....	26	Fig. 87	C-Clamp with Set Screw and Retaining Clip .....	18
<b>Clevises/Hangers</b>			Fig. 88	C-Clamp with Set Screw only .....	18
Fig. 65	Imported-Light Duty Adjustable Clevis .....	16	Fig. 89	Retaining Clip For C-Clamps.....	18
Fig. 67	Pipe or Conduit Hanger .....	17	Fig. 89X	Retaining Clip for Seismic Applications.....	18
Fig. 260	Adjustable Clevis Hanger .....	43	Fig. 92	Universal C-Type Clamp (Standard Throat).....	19
Fig. 260ISS	Clevis Hanger with Insulation Saddle System .....	43	Fig. 93	Universal C-Type Clamp (Wide Throat).....	19
Fig. 300	Adjustable Clevis for Insulated Lines .....	53	Fig. 94	Wide Throat Top Beam C-Clamp .....	19
Fig. 590	Adjustable Clevis for Ductile or Cast Iron Pipe.....	59	Fig. 95	C-Clamp with Locknut .....	19
<b>Pipe Clamps/Hangers</b>			<b>Brackets/Trapeze Assembly</b>		
Fig. 40	Riser Clamp .....	10	Fig. 45	Channel Assembly .....	10
Fig. 212	Medium Pipe Clamp .....	36	Fig. 46	Universal Trapeze Assembly .....	11
Fig. 212FP	Earthquake Bracing Clamp.....	36	Fig. 50	Equal Leg Angle for Trapeze Assembly.....	12
Fig. 212	Adder for Medium Pipe Clamp .....	59	Fig. 112	Brace Fitting Complete .....	22
Fig. 216	Heavy Pipe Clamp .....	37	Fig. 113	Pipe End Only.....	22
Fig. 224	Alloy Steel Pipe Clamp .....	38	Fig. 194	Light Welded Steel Bracket.....	33
Fig. 246	Heavy Duty Alloy Steel Pipe Clamp.....	40	Fig. 195	Medium Welded Steel Bracket .....	34
Fig. 295	Double Bolt Pipe Clamp .....	51	Fig. 199	Heavy Welded Steel Bracket .....	34
Fig. 295A	Alloy Double Bolt Pipe Clamp.....	51	Fig. 202	Iron Side Beam Bracket.....	35
Fig. 295H	Heavy Duty Double Bolt Pipe Clamp .....	52	Fig. 206	Steel Side Beam Bracket .....	35
<b>Pipe Clamps/Supports</b>			Fig. 207	Threaded Steel Side Beam Bracket.....	35
Fig. 100	Extended pipe Clamp .....	20	<b>Structural Concrete Attachments</b>		
Fig. 103	Offset Pipe Clamp .....	21	Fig. 47	Concrete Single Lug Plate.....	11
Fig. 261	Extension Pipe or Riser Clamp .....	44	Fig. 49	Concrete Clevis Plate .....	11
Fig. 432	Special Pipe Clamp for Slides/Structural Tees .....	59	Fig. 52	Concrete Rod Attachment Plate .....	12
<b>Socket Clamps</b>			Fig. 54	Two Hole Welding Beam Lug .....	13
Fig. 595	Socket Clamp for Ductile Iron or Cast Iron Pipe.....	60	Fig. 55	Structural Welding Lug (Short) .....	13
Fig. 600	Socket Clamp for Ductile Iron or Cast Iron Pipe.....	60	Fig. 55L	Structural Welding Lug (Long) .....	13
<b>Socket Clamp Accessories</b>			<b>Concrete Inserts</b>		
Fig. 594	Socket Clamp Washer .....	60	Fig. 152	Screw Concrete Insert .....	27
Fig. 599	Socket Clamp Washer .....	60	Fig. 281	Wedge Type Concrete Insert .....	48
<b>Beam Clamps</b>			Fig. 282	Universal Concrete Insert.....	48
Fig. 14	Adjustable Side Beam Clamp .....	10	Fig. 284	Metal Deck Hanger .....	49
Fig. 133	Beam Clamp - Standard Duty .....	23	Fig. 285	Light Weight Concrete Insert.....	49
Fig. 134	Beam Clamp - Heavy Duty .....	23	Fig. 286	Iron Cross Design Heavy Duty Concrete Insert.....	49
Fig. 217	Adjustable Side Beam Clamp .....	37	<b>Ceiling Flanges/Ceiling Plates</b>		
Fig. 218	Malleable Beam Clamp without Extension Piece.....	37	Fig. 127	Plastic Ceiling Plate .....	23
Fig. 227	Top Beam Clamp .....	38	Fig. 128R	Rod Threaded Ceiling Flange .....	23
Fig. 228	Universal Forged Steel Beam Clamp with UFS (upper) Nut Right Hand Thread.....	38	Fig. 153	Pipe Hanger Flange.....	27
Fig. 292	Universal Forged Steel Beam Clamp with Weldless Eye Nut, Right Hand Thread .....	50	Fig. 395	Cast Iron Ceiling Plate .....	54
Fig. 292L	Universal Forged Steel Beam Clamp with Weldless Eye Nut, Left Hand Thread .....	50	<b>Rods/Bolts</b>		
			Fig. 140	Hanger Rod, Right Hand Threads .....	26
			Fig. 142	Coach Screw Rod .....	26
			Fig. 146	Continuous Threaded Rod .....	26
			Fig. 148	Rod with Eye End .....	27
			Fig. 248	Eye Rod, not Welded, Right Hand Thread .....	40
			Fig. 248L	Eye Rod, not Welded, Left Hand Thread.....	40
			Fig. 248X	Linked Eye Rod, not Welded .....	41
			Fig. 253	Hanger Rod, Right and Left Hand Threads.....	41
			Fig. 278	Welded Eye Rod, Right Hand Thread.....	47
			Fig. 278L	Welded Eye Rod, Left Hand Thread .....	47
			Fig. 278X	Linked Eye Rod, Welded.....	48
			Fig. 291	Clevis Pin with Cotters.....	50
				Hex Nuts .....	60

Fig.	Description	Page
<b>Rod Attachments</b>		
Fig. 110R	Socket, Rod Threaded .....	21
Fig. 114	Turnbuckle Adjuster .....	22
Fig. 135	Steel Rod Coupling (with Sight Hole) .....	24
Fig. 135E	Steel Rod Coupling (less Sight Hole) .....	24
Fig. 135R	Steel Rod Coupling (Reducing) .....	24
Fig. 136	Rod Coupling, Straight .....	24
Fig. 136R	Rod Coupling, Reducing .....	24
Fig. 157	Extension Piece .....	27
Fig. 230	Turnbuckle .....	38
Fig. 233	Turnbuckle .....	39
Fig. 290	Weldless Eye Nut, Right Hand Thread .....	49
Fig. 290L	Weldless Eye Nut, Left Hand Thread .....	49
Fig. 299	Forged Steel Clevis .....	53

<b>U-Bolts/Straps/Conduit Clamps</b>		
Fig. 120	Light Weight U-Bolt .....	22
Fig. 126	One Hole Clamp .....	22
Fig. 137	Standard U-Bolt .....	25
Fig. 137S	Special U-Bolt (Non-Standard) .....	25
Fig. 137C	Plastic Coated U-Bolt .....	25
Fig. 243	Pipe Strap .....	39
Fig. 244	Pipe Strap .....	39
Fig. 262	Strap, Short .....	44

<b>Pipe Saddles/Shields/Stanchions</b>		
Fig. 62	Type A, B & C Pipe Stanchion with Adjustable Base .....	14
Fig. 63	Type A, B & C Pipe Stanchion .....	15
Fig. 160	Pipe Covering Protection Saddle .....	28
Fig. 161	Pipe Covering Protection Saddle .....	28
Fig. 162	Pipe Covering Protection Saddle .....	28
Fig. 163	Pipe Covering Protection Saddle .....	28
Fig. 164	Pipe Covering Protection Saddle .....	28
Fig. 165	Pipe Covering Protection Saddle .....	28
Fig. 165A	Pipe Covering Protection Saddle .....	28
Fig. 166A	Pipe Covering Protection Saddle .....	28
Fig. 167	Insulation Protection Shield .....	29
Fig. 168	Rib-Lok Shield .....	29
Fig. 191	Adjustable Pipe Saddle with U-Bolt .....	33
Fig. 192	Adjustable Pipe Saddle .....	33
Fig. 258	Pipe Saddle Support .....	42
Fig. 259	Pipe Stanchion Saddle .....	42
Fig. 264	Adjustable Pipe Saddle Support .....	45
Fig. 265	Adjustable Pipe Saddle Support with U-Bolt .....	45

<b>Pipe Rolls</b>		
Fig. 171	Single Pipe Roll .....	30
Fig. 175	Roller Chair .....	30
Fig. 177	Adjustable Pipe Roll Support .....	31
Fig. 181	Adjustable Steel Yoke Pipe Roll .....	31
Fig. 271	Pipe Roll Stand .....	46
Fig. 274	Adjustable Pipe Roll Stand with Base Plate .....	46
Fig. 275	Adjustable Pipe Roll Stand without Base Plate .....	46
Fig. 277	Pipe Roll with Cast Iron Base Plate .....	47

<b>Pipe Alignment Guides/Pipe Slides</b>		
Fig. 255	Pipe Alignment Guide .....	41
Fig. 256	Pipe Alignment Guide .....	42
Fig. 257	Structural Tee Slide Assembly .....	55
Fig. 257A	Structural Tee .....	56
Fig. 436	Fabricated Tee Slide Assembly .....	55
Fig. 436A	Fabricated Tee .....	56
Fig. 439	Structural "H" Slide Assembly .....	57
Fig. 439A	Structural "H" .....	58

Fig.	Description	Page
<b>Travelers/Spring Hangers</b>		
Fig. 82	Pre-Engineered Spring Hanger Short Spring .....	18
Fig. C-82	Corrosion Resistant .....	18
Fig. 98	Pre-Engineered Spring Hanger Double Spring .....	20
Fig. C-98	Corrosion Resistant .....	20
Fig. 170	Horizontal Traveler .....	30
Fig. 178	Spring Cushion Hanger .....	31
Fig. B-268	Pre-Engineered Spring Hanger .....	46
Fig. C-268	Corrosion Resistant .....	46

<b>Constant Supports/Sway Braces</b>		
Fig. 80-V	Model R Constant Support .....	17
Fig. 81-H	Model R Constant Support .....	17
Fig. 296	Anvil Vibration Control and Sway Brace .....	52
Fig. C-296	Corrosion Resistant .....	52
Fig. 297	Assembly-Short .....	52
Fig. C-297	Corrosion Resistant .....	52
Fig. 298	Assembly-Short .....	52
Fig. C-298	Corrosion Resistant .....	52
Fig. 301	Anvil Vibration Control and Sway Brace .....	54
Fig. C-301	Corrosion Resistant .....	54
Fig. 302	Assembly-Short .....	54
Fig. C-302	Corrosion Resistant .....	54
Fig. 303	Assembly-Short .....	54
Fig. C-303	Corrosion Resistant .....	54

<b>Sway Struts/Shock Suppressors</b>		
Fig. 200	Hydraulic Snubber and Sway Suppressor .....	34
Fig. C-200	Corrosion Resistant .....	34
Fig. 201	Hydraulic Snubber and Sway Suppressor .....	34
Fig. C-201	Corrosion Resistant .....	34
Fig. 211	Sway Strut Assembly .....	35
Fig. C-211	Corrosion Resistant .....	35
Fig. 222	Mini Sway Strut Assembly .....	37
Fig. C-222	Mini Sway Strut Assembly .....	37
Fig. 312	Tapered Pin .....	54
Fig. 640	Sway Strut Assembly .....	35
Fig. C-640	Corrosion Resistant .....	35

<b>Copper Tubing Hangers</b>		
Fig. CT-65	Imported-Light Duty Adjustable Clevis .....	65
Fig. 67F	Copper Tube Felt Lined Hanger .....	65
Fig. CT-69	Adjustable Swivel Ring .....	65
Fig. 69F	Adjustable Swivel Ring, Felt Lined .....	65
Fig. CT-121	Copper Tubing Riser Clamp .....	66
Fig. CT-128R	Ceiling Flange, Rod Threaded .....	66
Fig. CT-255	Copper Tubing Alignment Guide .....	66
Fig. CT-138R	Imported-Extension Split Tubing Clamp (Threaded Rod) .....	66

<b>Special Design Products</b>		
Fig. 38SD	Half Clamp .....	67
Fig. 40SD	Riser Clamp .....	67
Fig. 41SD	Non-Standard Three Bolt Pipe Clamp .....	67
Fig. 42SD	Non-Standard Two Bolt Pipe Clamp .....	67
Fig. 53SD	Welding Lug for L.R. Elbow .....	68
Fig. 71SD	Double Roll Horizontal Traveler .....	68
Fig. 72SD	Dual Direction Horizontal Traveler .....	68
Fig. 75SD	Flat Roller with Saddle .....	68
Fig. 76SD	Fabricated Roller for Large Diameter Pipe .....	69

<b>Fire Protection Seismic Sway Brace</b>		
Fig. 770	Q Brace Clamp .....	61
Fig. 771	Sway Brace Swivel Attachment .....	61
Fig. 772	Adjustable Steel Beam Attachment .....	62
Fig. 773	Surge Restrainer .....	62
Fig. 775	Lateral/Longitudinal Brace Clamp .....	63
Fig. 776	Brace Clamp .....	63
Fig. 777	Swivel Joint Connector .....	64
Fig. 778	Bar Joist and Beam Attachment .....	64
Fig. 779	Multi-Connector Adaptor .....	64



- NOTES -



## CORPORATE OFFICES

2 Holland Way  
Exeter, NH 03833  
Tel: 603-418-2800 • Fax: 603-418-2833  
E-mail: [marketing@anvilintl.com](mailto:marketing@anvilintl.com)

## CUSTOMER SERVICE CENTERS

### UNITED STATES

Tel: 800-301-2701 • Fax: 708-534-5441  
Email: [customerservice@anvilintl.com](mailto:customerservice@anvilintl.com)

### LATIN AMERICA

Tel: 800-301-2701 • Fax: 708-534-5441  
Email: [latinoamerica@anvilintl.com](mailto:latinoamerica@anvilintl.com)

### CANADA

Tel: 519-426-4551 • Fax: 519-426-5509  
Email: [canadacs@anvilintl.com](mailto:canadacs@anvilintl.com)

### INTERNATIONAL

Tel: 800-301-2701 • Fax: 708-534-5441  
Email: [internationalsales@anvilintl.com](mailto:internationalsales@anvilintl.com)

## REGIONAL DISTRIBUTION CENTERS

### UNITED STATES

#### Illinois

7979 W. 183rd Street, Unit D  
Tinley Park, IL 60484

#### Texas

1401 Valley View Lane, Suite 150  
Irving, TX 75061

#### Pennsylvania

800 Malleable Road  
Columbia, PA 17512

#### California

1470 S. Vintage Avenue  
Ontario, CA 91761

#### Florida

236 Outlook Point Drive, Suite 100  
Orlando, FL 32809

### INTERNATIONAL

#### Canada

390 Second Avenue, Simcoe  
P.O. Box 40  
Ontario, Canada, N3Y 4K9

B U I L D I N G   C O N N E C T I O N S   T H A T   L A S T

