



## ANVIL-STRUT

Price Sheet AS-3.18 | Effective: March 5, 2018 | Cancels Price Sheet AS-9.17 of September 4, 2017

**FOR THE MOST CURRENT PRODUCT/PRICING INFORMATION ON ANVIL PRODUCTS,  
PLEASE VISIT OUR WEBSITE AT [WWW.ANVILINTL.COM](http://WWW.ANVILINTL.COM)**

### **FREIGHT ALLOWANCE:**

All prices are F.O.B. point of shipment. On shipments weighing 2,500 pounds or more, rail freight (or motor freight at the lowest published rate) is allowed to all continental U.S. rail points or all U.S. highway points listed in published tariffs (Alaska and Hawaii excluded). In no case will more than actual freight be allowed.

### **NOTE:**

All orders are accepted on the basis of prices in effect at the time of shipment.

### **NOTICE:**

To the prices and terms quoted, there will be added any manufacturers or sales tax payable on the transaction under any effective statute.

### **GENERAL**

- UPC numbers are available upon request.
- To obtain current ISO certifications, listings and other approvals, visit Anvil's website at [www.anvilintl.com](http://www.anvilintl.com).
- Pricing is subject to change without notice. Go to Anvil's website for the most current list price information, or contact your local Anvil representative.

### **LOSS OR DAMAGE CLAIMS:**

All goods are shipped at buyer's risk. Shipments should be carefully examined upon delivery and before the carrier's delivery receipt is signed. If any loss or damage is evident, the buyer should make an appropriate notation on the delivery receipt and insist that the carrier's driver initial such exception. The contents of all packages should be carefully examined for concealed damage as soon as possible after delivery, so that the carrier can be requested, within 48 hours after delivery, to arrange for prompt inspection of the damaged goods.

**NORTHERN REGION  
CUSTOMER SERVICE CENTER**  
800-301-2701

**SOUTHERN REGION  
CUSTOMER SERVICE CENTER**  
800-451-4414

[www.anvilintl.com](http://www.anvilintl.com)

## 1. CONTROLLING PROVISIONS:

These terms and conditions shall control with respect to any purchase order or sale of Seller's products. No waiver, alteration or modification of these terms and conditions, whether on Buyer's purchase order or otherwise, shall be valid unless the waiver, alteration or modification is specifically accepted in writing and signed by an authorized representative of Seller.

## 2. DELIVERY:

Seller will make every effort to complete delivery of products as indicated on Seller's acceptance of an order, but Seller assumes no responsibility or liability, and will accept no backcharge, for loss or damage due to delay or inability to deliver caused by acts of God, war, labor difficulties, accident, delays of carriers, by contractors or suppliers, inability to obtain materials, shortages of fuel and energy, or any other causes of any kind whatever beyond the control of Seller. Seller may terminate any contract of sale of its products without liability of any nature, by written notice to Buyer, in the event that the delay in delivery or performance resulting from any of the aforesaid causes shall continue for a period of sixty (60) days. Under no circumstances shall Seller be liable for any special or consequential damages or for loss, damage or expense (whether or not based on negligence) directly or indirectly arising from delays or failure to give notice of delay.

## 3. WARRANTY:

Seller warrants for one year from the date of shipment Seller's manufactured products to the extent that Seller will replace those having defects in material or workmanship when used for the purpose and in the manner that Seller recommends. If Seller examination shall disclose to its satisfaction that the products are defective, and an adjustment is required, the amount of such adjustment shall not exceed the net sales price of the defective products only and no allowance will be made for labor or expense of repairing or replacing defective products or workmanship of damage resulting from the same. Seller warrants the products it sells of other manufacturers to the extent of the warranties of their respective makers. Where engineering design or fabrication work is supplied. Buyer's acceptance of Seller's design or of delivery of work shall relieve Seller of all further obligation, other than expressed in Seller's product warranty. THIS IS SELLER'S SOLE WARRANTY. SELLER MAKES NO OTHER WARRANTY OF ANY KIND, EXPRESSED OR IMPLIED, AND ALL IMPLIED WARRANTIES OF MERCHANTABILITY AND FOR A PARTICULAR PURPOSE WHICH EXCEED SELLER'S AFORESTATED OBLIGATION ARE HEREBY DISCLAIMED BY SELLER AND EXCLUDED FROM THIS WARRANTY. Seller neither assumes, nor authorizes any person to assume for it, any other obligation in connection with the sale of its engineering designs or products. This warranty shall not apply to any products or parts of products which (a) have been repaired or altered outside of Seller's factory, in any manner; (b) have been subjected to misuse, negligence or accidents; (c) have been used in a manner contrary to Seller's instructions or recommendations. Seller shall not be responsible for design errors due to inaccurate or incomplete information supplied by Buyer or its representatives.

## 4. SELLER'S LIABILITY:

Seller will not be liable for any loss, damage, cost of repairs, incidental or consequential damages of any kind, whether based upon warranty (except for the obligation accepted by Seller under "Warranty" above), contract or negligence, arising in connection with the design, manufacture, sale, use or repair of the products or of the engineering designs supplied to Buyer.

## 5. RETURNS:

Seller cannot accept return of any products unless its written permission has been first obtained, in which case same will be credited subject to the following (a) All material returned must, on its arrival at Seller's Plant, be found to be in first-class condition; if not, cost of putting in saleable condition will be deducted from credit memoranda; (b) A handling charge deduction of twenty percent (20%) will be made from all credit memoranda issued for material returned; (c) transportation charges, if not prepaid, will be deducted from credit memoranda.

## 6. SHIPMENTS:

All products sent out will be carefully examined, counted and packed. The cost of any special packing or special handling caused by Buyer's requirements or requests shall be added to the amount of the order. No claim for shortages will be allowed unless made in writing within ten (10) days of receipt of a shipment.

Claims for products damaged or lost in transit should be made on the carrier, as Seller's responsibility ceases, and title passes, on delivery to the carrier.

## 7. SPECIAL PRODUCTS:

Orders covering special or nonstandard products are not subject to cancellation except on such terms as Seller may specify on application.

## 8. PRICES AND DESIGNS:

Prices and designs are subject to change without notice. All prices are F.O.B. point of shipment, unless otherwise stated.

## 9. TAXES:

The amount of any sales, excise or other taxes, if any, applicable to the products covered by this order, shall be paid by Buyer unless Buyer provides Seller with an exemption certificate acceptance to the taxing authorities.

## 10. NUCLEAR PLANTS:

Where the products, engineering design or fabrication is for nuclear plant applications. Buyer agrees (a) to take all necessary steps to add Seller as an insured under the American Nuclear Insurers' (ANI) pool and under the Mutual Atomic Energy Reinsurance Pool (MAERP) for property damage and liability insurance and if necessary steps could have been taken, but are not taken, Buyer shall hold Seller harmless against all such losses which could have been thus covered; (b) Buyer agrees to hold Seller harmless with respect to any personal injury (or death), property damage or other loss in a nuclear incident which is caused directly or indirectly by defective design, material, workmanship furnished by Buyer (or which could be so covered but with respect to which Buyer has elected to self-insure), and further agrees to waive subrogation by its carriers of such insurance against Seller; and (c) as to nuclear hazards for which Buyer cannot obtain insurance coverage, the liability of Seller for any personal injury (or death), property damage or other loss directly caused by defective design, material, or workmanship furnished by Seller shall not exceed the value at the time of the loss occurrence.

## 11. MINIMUM INVOICE:

Domestic: \$100 plus transportation.  
International: \$500 plus transportation.

## 12. TERMS:

Cash, net 30 days unless otherwise specified.

NOTE: All orders are accepted on the basis of prices in effect at the time of shipment.

NOTICE: The prices and terms quoted, there will be added any manufacturers or sales tax payable on the transaction under any effective statute.

FREIGHT ALLOWANCE: All prices are F.O.B. point of shipment. On shipments weighing 2,500 pounds or more, rail freight or motor freight at the lowest published rate, is allowed to all continental U.S. rail points or all U.S. highway points listed in published tariffs (Alaska and Hawaii excluded). In no case will more than actual freight be allowed. Shipments (weighing less than 2,500 pounds) will be shipped prepaid. The buyer will be invoiced for freight costs at the applicable published class, exception or commodity rate(s) or charge(s). Anvil reserves the right to select the carrier for all shipments.

# Table of Contents

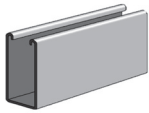
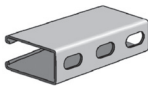
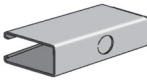
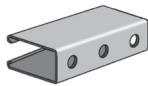
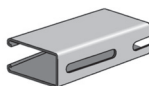


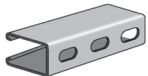
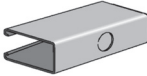
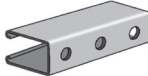
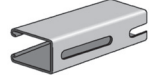
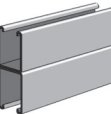
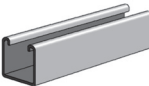

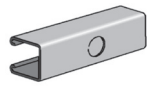
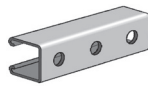


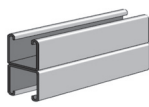
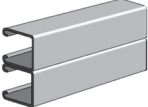
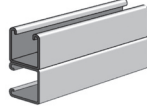
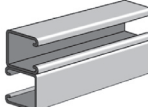



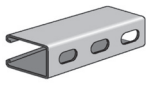
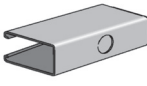
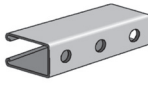
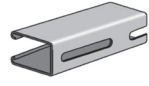
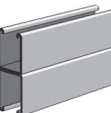
<b>Terms and Conditions .....</b>	<b>2</b>
<b>Pictorial Index .....</b>	<b>4-13</b>
<b>Channels.....</b>	<b>14-18</b>
<b>Channel Nuts &amp; Hardware .....</b>	<b>18-22</b>
<b>Fittings.....</b>	<b>23-42</b>
<b>Pipe and Conduit Supports.....</b>	<b>43-51</b>
<b>Klo-Shure® .....</b>	<b>52-58</b>
<b>Concrete Inserts.....</b>	<b>59-60</b>
<b>Specialty Strut.....</b>	<b>61-69</b>
<b>H-Block .....</b>	<b>70-77</b>
<b>Index .....</b>	<b>78-81</b>

PRODUCT CODES	
CODE	PRODUCT CATEGORY
AA	Channels
A	1100AS, 1200AS, 619, Cushion Clamps, ASNS, ASRS
B	Other Pipe Clamps
C	Channel Nuts
D	General Fittings Hardware
E	Concrete Inserts
F	Klo-Shure®
H	H-Block



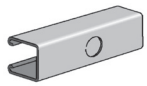
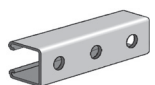

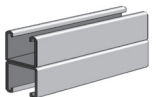


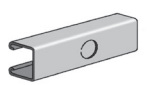
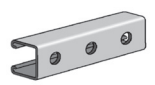




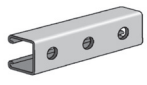




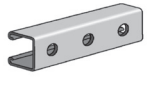






## TO OUR VALUED CUSTOMERS

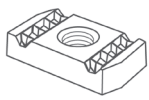
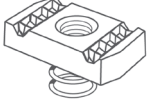
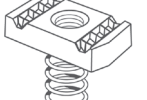
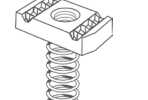
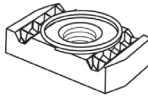

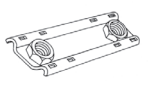

















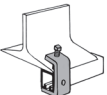
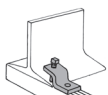

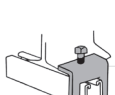


Anvil-Strut™ products are carefully designed and manufactured to the listed STD.s, as applicable. However, Anvil-Strut™ reserves the right to revise product design without notification. Anvil-Strut™ products included in this catalog are intended for installation and service only as described or specified herein. Care should be exercised by installers and end-users to install, use and maintain these products properly to avoid any possible on-the-job accidents. Prices subject to change without notice.

## Pictorial Index


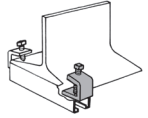
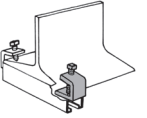

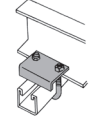
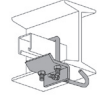
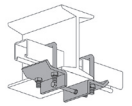
CHANNELS					
					
<b>AS 100</b> Channel  Size: 1 <sup>5</sup> / <sub>8</sub> " x 3 <sup>1</sup> / <sub>4</sub> " x 12 GA.  Page 14	<b>AS 100EH</b> Channel with Elongated Holes  Size: 1 <sup>5</sup> / <sub>8</sub> " x 3 <sup>1</sup> / <sub>4</sub> " x 12 GA. 9 <sup>1</sup> / <sub>16</sub> " x 1 <sup>1</sup> / <sub>8</sub> " Elongated Holes on 2" Centers.  Page 14	<b>AS 100KO</b> Channel with Knock Outs  Size: 1 <sup>5</sup> / <sub>8</sub> " x 3 <sup>1</sup> / <sub>4</sub> " x 12 GA. 7 <sup>7</sup> / <sub>8</sub> " Knock Outs on 6" Centers.  Page 14	<b>AS 100H</b> Channel with Holes  Size: 1 <sup>5</sup> / <sub>8</sub> " x 3 <sup>1</sup> / <sub>4</sub> " x 12 GA. 9 <sup>1</sup> / <sub>16</sub> " Holes on 1 <sup>7</sup> / <sub>8</sub> " Centers.  Page 14	<b>AS 100S</b> Channel with Long Slots  Size: 1 <sup>5</sup> / <sub>8</sub> " x 3 <sup>1</sup> / <sub>4</sub> " x 12 GA. 1 <sup>3</sup> / <sub>32</sub> " x 3" Slots on 4" Centers  Page 14	<b>AS 100BTB</b> Welded Channel  Size: 1 <sup>5</sup> / <sub>8</sub> " x 6 <sup>1</sup> / <sub>2</sub> " x 12 GA. Two Pcs. AS 100 Welded Back-to-Back.  Page 14
					
<b>AS 150</b> Channel  Size: 1 <sup>5</sup> / <sub>8</sub> " x 2 <sup>7</sup> / <sub>16</sub> " x 12 GA.  Page 14	<b>AS 150EH</b> Channel with Elongated Holes  Size: 1 <sup>5</sup> / <sub>8</sub> " x 2 <sup>7</sup> / <sub>16</sub> " x 12 GA. 9 <sup>1</sup> / <sub>16</sub> " x 1 <sup>1</sup> / <sub>8</sub> " Elongated Holes on 2" Centers.  Page 14	<b>AS 150KO</b> Channel with Knock Outs  Size: 1 <sup>5</sup> / <sub>8</sub> " x 2 <sup>7</sup> / <sub>16</sub> " x 12 GA. 7 <sup>7</sup> / <sub>8</sub> " Knock Outs on 6" Centers.  Page 14	<b>AS 150H</b> Channel with Holes  Size: 1 <sup>5</sup> / <sub>8</sub> " x 2 <sup>7</sup> / <sub>16</sub> " x 12 GA. 9 <sup>1</sup> / <sub>16</sub> " Holes on 1 <sup>7</sup> / <sub>8</sub> " Centers.  Page 14	<b>AS 150S</b> Channel with Long Slots  Size: 1 <sup>5</sup> / <sub>8</sub> " x 2 <sup>7</sup> / <sub>16</sub> " x 12 GA. 1 <sup>3</sup> / <sub>32</sub> " x 3" Slots on 4" Centers  Page 14	<b>AS 150BTB</b> Welded Channel  Size: 1 <sup>5</sup> / <sub>8</sub> " x 4 <sup>7</sup> / <sub>8</sub> " x 12 GA. Two Pcs. AS 150 Welded Back-to-Back.  Page 14
					
<b>AS 200</b> Channel  Size: 1 <sup>5</sup> / <sub>8</sub> " x 1 <sup>5</sup> / <sub>8</sub> " x 12 GA.  Page 15	<b>AS 200EH</b> Channel with Elongated Holes  Size: 1 <sup>5</sup> / <sub>8</sub> " x 1 <sup>5</sup> / <sub>8</sub> " x 12 GA. 9 <sup>1</sup> / <sub>16</sub> " x 1 <sup>1</sup> / <sub>8</sub> " Elongated Holes on 2" Centers.  Page 15	<b>AS 200KO</b> Channel with Knock Outs  Size: 1 <sup>5</sup> / <sub>8</sub> " x 1 <sup>5</sup> / <sub>8</sub> " x 12 GA. 7 <sup>7</sup> / <sub>8</sub> " Knock Outs on 6" Centers.  Page 15	<b>AS 200H</b> Channel with Holes  Size: 1 <sup>5</sup> / <sub>8</sub> " x 1 <sup>5</sup> / <sub>8</sub> " x 12 GA. 9 <sup>1</sup> / <sub>16</sub> " Holes on 1 <sup>7</sup> / <sub>8</sub> " Centers.  Page 15	<b>AS 200S</b> Channel with Long Slots  Size: 1 <sup>5</sup> / <sub>8</sub> " x 1 <sup>5</sup> / <sub>8</sub> " x 12 GA. 1 <sup>3</sup> / <sub>32</sub> " x 3" Slots on 4" Centers  Page 15	<b>AS 200H3</b> Channel with Holes on all Three Sides  Size: 1 <sup>5</sup> / <sub>8</sub> " x 1 <sup>5</sup> / <sub>8</sub> " x 12 GA. 9 <sup>1</sup> / <sub>16</sub> " Holes on all three sides are on 1 <sup>7</sup> / <sub>8</sub> " Centers.  Page 15
					
<b>AS 200BTB</b> Welded Channel  Size: 1 <sup>5</sup> / <sub>8</sub> " x 3 <sup>1</sup> / <sub>4</sub> " x 12 GA. Two Pcs. AS 200 Welded Back-to-Back.  Page 15	<b>AS 200STS</b> Welded Channel  Size: 1 <sup>5</sup> / <sub>8</sub> " x 3 <sup>1</sup> / <sub>4</sub> " x 12 GA. Two Pcs. AS 200 Welded Back-to-Back.  Page 15	<b>AS 200BTS</b> Welded Channel  Size: 1 <sup>5</sup> / <sub>8</sub> " x 3 <sup>1</sup> / <sub>4</sub> " x 12 GA. Two Pcs. AS 200 Welded Side-to-Back.  Page 15	<b>AS 200STSR</b> Welded Channel  Size: 1 <sup>5</sup> / <sub>8</sub> " x 3 <sup>1</sup> / <sub>4</sub> " x 12 GA. Two Pcs. AS 200 Welded Side-to-Opposite Side.  Page 15	<b>AS 200BTBS</b> Welded Channel  Size: 1 <sup>5</sup> / <sub>8</sub> " x 3 <sup>1</sup> / <sub>4</sub> " x 12 GA. Three Pcs. AS 200 Welded Side-to-Side.  Page 15	<b>AS 200BTBF3</b> Welded Channel  Size: 1 <sup>5</sup> / <sub>8</sub> " x 4 <sup>7</sup> / <sub>8</sub> " x 12 GA. Three Pcs. AS 200 Welded.  Page 15
					
<b>AS 210</b> Channel  Size: 1 <sup>5</sup> / <sub>8</sub> " x 1 <sup>5</sup> / <sub>8</sub> " x 14 GA.  Page 16	<b>AS 210EH</b> Channel with Elongated Holes  Size: 1 <sup>5</sup> / <sub>8</sub> " x 1 <sup>5</sup> / <sub>8</sub> " x 14 GA. 9 <sup>1</sup> / <sub>16</sub> " x 1 <sup>1</sup> / <sub>8</sub> " Elongated Holes on 2" Centers.  Page 16	<b>AS 210KO</b> Channel with Knock Outs  Size: 1 <sup>5</sup> / <sub>8</sub> " x 1 <sup>5</sup> / <sub>8</sub> " x 14 GA. 7 <sup>7</sup> / <sub>8</sub> " Knock Outs on 6" Centers.  Page 16	<b>AS 210H</b> Channel with Holes  Size: 1 <sup>5</sup> / <sub>8</sub> " x 1 <sup>5</sup> / <sub>8</sub> " x 14 GA. 9 <sup>1</sup> / <sub>16</sub> " Holes on 1 <sup>7</sup> / <sub>8</sub> " Centers.  Page 16	<b>AS 210S</b> Channel with Long Slots  Size: 1 <sup>5</sup> / <sub>8</sub> " x 1 <sup>5</sup> / <sub>8</sub> " x 14 GA. 1 <sup>3</sup> / <sub>32</sub> " x 3" Slots on 4" Centers  Page 16	<b>AS 210BTB</b> Welded Channel  Size: 1 <sup>5</sup> / <sub>8</sub> " x 3 <sup>1</sup> / <sub>4</sub> " x 14 GA. Two Pcs. AS 210 Welded Back-to-Back.  Page 16

## CHANNELS (continued)

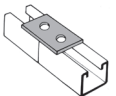
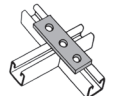
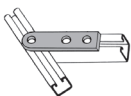
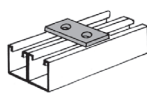
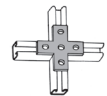




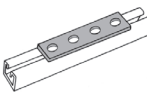
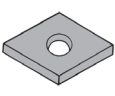
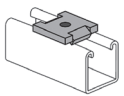
					
<b>AS 300</b> Channel  Size: 1 <sup>5</sup> / <sub>8</sub> " x 1 <sup>3</sup> / <sub>8</sub> " x 12 GA.  Page 16	<b>AS 300EH</b> Channel with Elongated Holes  Size: 1 <sup>5</sup> / <sub>8</sub> " x 1 <sup>3</sup> / <sub>8</sub> " x 12 GA. 9/16" x 1 <sup>1</sup> / <sub>8</sub> " Elongated Holes on 2" Centers.  Page 16	<b>AS 300KO</b> Channel with Knock Outs  Size: 1 <sup>5</sup> / <sub>8</sub> " x 1 <sup>3</sup> / <sub>8</sub> " x 12 GA. 7/8" Knock Outs on 6" Centers.  Page 16	<b>AS 300H</b> Channel with Holes  Size: 1 <sup>5</sup> / <sub>8</sub> " x 1 <sup>3</sup> / <sub>8</sub> " x 12 GA. 9/16" Holes on 1 <sup>7</sup> / <sub>8</sub> " Centers.  Page 16	<b>AS 300S</b> Channel with Long Slots  Size: 1 <sup>5</sup> / <sub>8</sub> " x 1 <sup>3</sup> / <sub>8</sub> " x 12 GA. 1 <sup>3</sup> / <sub>32</sub> " x 3" Slots on 4" Centers  Page 16	<b>AS 300BTB</b> Welded Channel  Size: 1 <sup>5</sup> / <sub>8</sub> " x 2 <sup>3</sup> / <sub>4</sub> " x 12 GA. Two Pcs. AS 300 Welded Back-to-Back.  Page 16
					
<b>AS 400</b> Channel  Size: 1 <sup>5</sup> / <sub>8</sub> " x 1" x 12 GA.  Page 17	<b>AS 400EH</b> Channel with Elongated Holes  Size: 1 <sup>5</sup> / <sub>8</sub> " x 1" x 12 GA. 9/16" x 1 <sup>1</sup> / <sub>8</sub> " Elongated Holes on 2" Centers.  Page 17	<b>AS 400KO</b> Channel with Knock Outs  Size: 1 <sup>5</sup> / <sub>8</sub> " x 1" x 12 GA. 7/8" Knock Outs on 6" Centers.  Page 17	<b>AS 400H</b> Channel with Holes  Size: 1 <sup>5</sup> / <sub>8</sub> " x 1" x 12 GA. 9/16" Holes on 1 <sup>7</sup> / <sub>8</sub> " Centers.  Page 17	<b>AS 400S</b> Channel with Long Slots  Size: 1 <sup>5</sup> / <sub>8</sub> " x 1" x 12 GA. 1 <sup>3</sup> / <sub>32</sub> " x 3" Slots on 4" Centers  Page 17	<b>AS 400BTB</b> Welded Channel  Size: 1 <sup>5</sup> / <sub>8</sub> " x 2" x 12 GA. Two Pcs. AS 400 Welded Back-to-Back.  Page 17
					
<b>AS 500</b> Channel  Size: 1 <sup>5</sup> / <sub>8</sub> " x 1 <sup>3</sup> / <sub>16</sub> " x 14 GA.  Page 17	<b>AS 500EH</b> Channel with Elongated Holes  Size: 1 <sup>5</sup> / <sub>8</sub> " x 1 <sup>3</sup> / <sub>16</sub> " x 14 GA. 9/16" x 1 <sup>1</sup> / <sub>8</sub> " Elongated Holes on 2" Centers.  Page 17	<b>AS 500H</b> Channel with Holes  Size: 1 <sup>5</sup> / <sub>8</sub> " x 1 <sup>3</sup> / <sub>16</sub> " x 14 GA. 9/16" Holes on 1 <sup>7</sup> / <sub>8</sub> " Centers.  Page 17	<b>AS 500S</b> Channel with Long Slots  Size: 1 <sup>5</sup> / <sub>8</sub> " x 1 <sup>3</sup> / <sub>16</sub> " x 14 GA. 1 <sup>3</sup> / <sub>32</sub> " x 3" Slots on 4" Centers.  Page 17	<b>AS 500BTB</b> Welded Channel  Size: 1 <sup>5</sup> / <sub>8</sub> " x 1 <sup>5</sup> / <sub>8</sub> " x 14 GA. Two Pcs. AS 500 Welded Back-to-Back.  Page 17	
					
<b>AS 520</b> Channel  Size: 1 <sup>5</sup> / <sub>8</sub> " x 1 <sup>3</sup> / <sub>16</sub> " x 12 GA.  Page 18	<b>AS 520EH</b> Channel with Elongated Holes  Size: 1 <sup>5</sup> / <sub>8</sub> " x 1 <sup>3</sup> / <sub>16</sub> " x 12 GA. 9/16" x 1 <sup>1</sup> / <sub>8</sub> " Elongated Holes on 2" Centers.  Page 18	<b>AS 520H</b> Channel with Holes  Size: 1 <sup>5</sup> / <sub>8</sub> " x 1 <sup>3</sup> / <sub>16</sub> " x 12 GA. 9/16" Holes on 1 <sup>7</sup> / <sub>8</sub> " Centers.  Page 18	<b>AS 520S</b> Channel with Long Slots  Size: 1 <sup>5</sup> / <sub>8</sub> " x 1 <sup>3</sup> / <sub>16</sub> " x 12 GA. 1 <sup>3</sup> / <sub>32</sub> " x 3" Slots on 4" Centers.  Page 18	<b>AS 520BTB</b> Welded Channel  Size: 1 <sup>5</sup> / <sub>8</sub> " x 1 <sup>5</sup> / <sub>8</sub> " x 12 GA. Two Pcs. AS 520 Welded Back-to-Back.  Page 18	
					
<b>AS 560</b> Channel  Size: 1 <sup>5</sup> / <sub>8</sub> " x 1 <sup>3</sup> / <sub>16</sub> " x 16 GA.  Page 18	<b>AS 560EH</b> Channel with Elongated Holes  Size: 1 <sup>5</sup> / <sub>8</sub> " x 1 <sup>3</sup> / <sub>16</sub> " x 16 GA. 9/16" x 1 <sup>1</sup> / <sub>8</sub> " Elongated Holes on 2" Centers.  Page 18	<b>AS 707</b> Metal Raceway Closure Strip  For all 1 <sup>5</sup> / <sub>8</sub> " Width Channels. (10' Length)  Page 18	<b>AS 707P</b> Metal Painted Closure Strip  For all 1 <sup>5</sup> / <sub>8</sub> " Width Channels. (10' Length)  Page 18		

CHANNEL NUTS					
					
<b>AS NS</b> Clamping Nut without Spring Use with all 1 <sup>5</sup> / <sub>8</sub> " wide channel <i>Page 19</i>	<b>AS SS</b> Clamping Nut with Short Spring Use with AS 400 and AS 500 <i>Page 19</i>	<b>AS RS</b> Clamping Nut with Regular Spring Use with AS 200, AS 210 and AS 300 <i>Page 19</i>	<b>AS LS</b> Clamping Nut with Long Spring Use with AS 100 & AS 150 <i>Page 19</i>	<b>ASTG</b> Top Grip Nut with Spring on Top Use with all 1 <sup>5</sup> / <sub>8</sub> " wide channel <i>Page 20</i>	<b>AS 517</b> Stud Nut with RS Spring <i>Page 20</i>
CHANNEL HARDWARE					
					
<b>AS 3281</b> Double Conveyor Adjusting Nut Use with all 1 <sup>5</sup> / <sub>8</sub> " wide channel <i>Page 20</i>	<b>AS 83</b> Hexagon Nut <i>Page 20</i>	<b>Fig. 135</b> Rod Coupling <i>Page 21</i>	<b>Fig. 146</b> Continuous Threaded Rod <i>Page 21</i>	<b>AS 203</b> Linked Eyelet with Stud <i>Page 21</i>	<b>AS 209</b> Flat Washer <i>Page 22</i>
					
<b>AS 211</b> Lock Washer <i>Page 22</i>	<b>AS 230</b> Fender Washer <i>Page 22</i>	<b>AS 6075</b> Slotted Hex Head Machine Screw <i>Page 22</i>	<b>AS 6108</b> Square Nut <i>Page 22</i>	<b>AS 3500</b> Seismic Rod Stiffener <i>Page 21</i>	<b>AS 6024</b> Hex Head Cap Screw <i>Page 22</i>
CLAMPS AND ACCESSORIES					
					
<b>AS 85</b> Rod or Insulator Support <i>Page 23</i>	<b>Fig. 86</b> Clamp with Lock Nut <i>Page 23</i>	<b>Fig. 93</b> Top Beam "C" Clamp Size range 3 <sup>7</sup> / <sub>8</sub> " - 1 <sup>1</sup> / <sub>2</sub> " <i>Page 23</i>	<b>Fig. 94</b> Top Beam "C" Clamp Size range 5 <sup>5</sup> / <sub>8</sub> " - 3 <sup>3</sup> / <sub>4</sub> " <i>Page 23</i>	<b>Fig. 95</b> Clamp with Lock Nut <i>Page 23</i>	<b>AS 135X</b> Light Duty Beam Clamp
					
<b>AS 684</b> Beam Clamp <i>Page 27</i>	<b>AS 685</b> Beam Clamp <i>Page 27</i>	<b>AS 686</b> Beam Clamp <i>Page 27</i>	<b>AS 855</b> Angular "C" Beam Clamp AS 855 1 - Use with AS 200 and AS 210 AS 855 2 - Use with AS 500 <i>Page 32</i>	<b>AS 858</b> Heavy Duty Suspension Rod Beam Clamp Safety Anchor Strap AS 871 sold separately <i>Page 32</i>	<b>AS 865</b> Wide Throat Heavy Duty Beam Clamp Safety Anchor Strap AS 871 sold separately <i>Page 32</i>

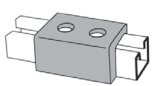
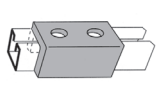
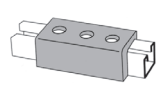
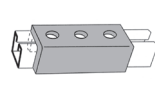

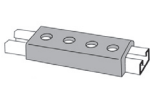
## CLAMPS & ACCESSORIES (continued)

					
<b>AS 871</b> Safety Anchor Strap (For Heavy Duty Beam Clamps)	<b>AS 907</b> 1" Beam Clamp Includes Cup Point Set Screw.	<b>AS 998</b> 1" Beam Clamp Includes Set Screw.	<b>AS 2623</b> Swivel Adapter Use with AS 2622 Beam Clamp	<b>AS 2651</b> Beam Clamp	<b>AS 2656</b> "U" Bolt Beam Clamp with Hook
Page 32	Page 33	Page 35	Page 38	Page 39	Page 40
					
<b>AS 2657</b> Double "U" Bolt Beam Clamp					
Page 40					

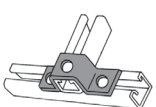
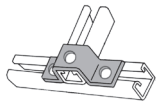
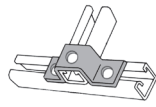
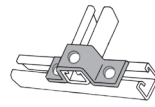
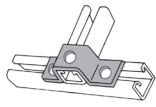
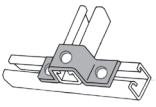
## PLATES

					
<b>AS 601</b> Two Hole Splice Plate	<b>AS 602</b> Three Hole Splice Plate	<b>AS 617</b> Three Hole Swivel Plate	<b>AS 620</b> Two Hole Connecting Plate	<b>AS 712</b> Cross Plate	<b>AS 714</b> "T" Plate
Page 23	Page 23	Page 24	Page 25	Page 28	Page 28
					
<b>AS 715</b> "T" Plate - 90°	<b>AS 718</b> Flat Angle Plate	<b>AS 719</b> Four Hole Corner Plate	<b>AS 888</b> Four Hole Splice Plate	<b>AS 619</b> Square Washer	<b>AS 2504</b> Square Washer with Channel Guide
Page 28	Page 28	Page 28	Page 32	Page 24	Page 36

## SPLICE CLEVIS

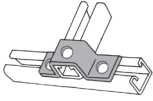
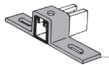
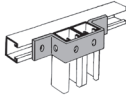

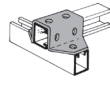
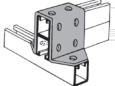
					
<b>AS 631</b> Two Hole Splice Clevis Use with AS 200 & AS 210	<b>Fig. 644</b> Two Hole Splice Clevis Use with AS 500 & AS 520	<b>Fig. 629</b> Three Hole Splice Clevis Use with AS 200 & AS 210	<b>Fig. 645</b> Three Hole Splice Clevis Use with AS 500 & AS 520	<b>Fig. 616</b> Four Hole Splice Clevis Use with AS 200 & AS 210	<b>AS 646</b> Four Hole Splice Clevis Use with AS 500
Page 25	Page 25	Page 25	Page 25	Page 24	Page 25

## "U" SUPPORTS

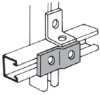

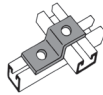
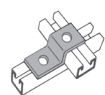
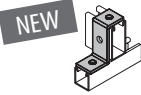

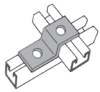
					
<b>AS 613</b> "U" Support Use with AS 200, AS 210 and AS 500BTB	<b>AS 679</b> "U" Support Use with AS 100, AS 200BTB and AS 210BTB	<b>AS 710</b> "U" Support Use with AS 300	<b>AS 929</b> "U" Support Use with AS 500 & AS 520	<b>AS 978</b> "U" Support Use with AS 400	<b>AS 2119</b> "U" Connector
Page 24	Page 27	Page 28	Page 34	Page 34	Page 35



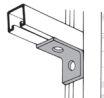





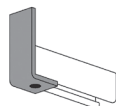
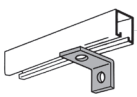
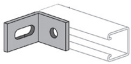
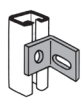
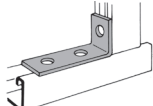
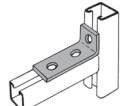
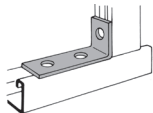
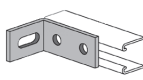
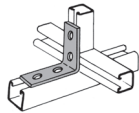
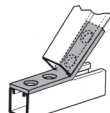

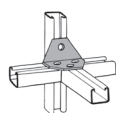
## "U" SUPPORTS (continued)

					
<b>AS 2648</b> "U" Support Use with AS 150  Page 39	<b>AS 687</b> Slotted "U" Support Use with AS 200 & AS 210.  Page 27	<b>AS 721</b> "U" Support Use with AS 100, AS 200BTB and AS 210BTB  Page 28	<b>AS 678</b> Three Hole "U" Support Use with AS 150BTB  Page 27	<b>AS 733</b> Six Hole "U" Support Use with AS 200 & AS 210  Page 29	<b>AS 735</b> Eight Hole "U" Support Use with AS 200BTB  Page 29

## "Z" SUPPORTS

					
<b>AS 609</b> Two Hole Offset "Z" Support  Page 24	<b>AS 611</b> "Z" Support Use with AS 200, AS 210 and AS 500BTB  Page 24	<b>AS 612</b> "Z" Support Use with AS 400  Page 24	<b>AS 711</b> "Z" Support Use with AS 300  Page 28	<b>AS 756</b> "Z" Support Use with AS 100, AS 200BTB & AS 210BTB  Page 28	<b>AS 928</b> "Z" Support Use with AS 500 & AS 520  Page 34
					
<b>AS 2601</b> "Z" Support Use with AS 150  Page 38					

## ANGLE FITTINGS & CONNECTORS

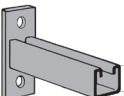
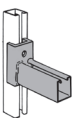
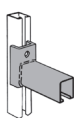
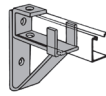

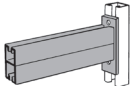
					
<b>AS 603</b> Two Hole End Angle  Page 23	<b>AS 604</b> Two Hole Corner Angle  Page 23	<b>AS 624</b> Two Hole Closed Angle Connector  Page 25	<b>AS 633</b> Two Hole Open Angle Connector  Page 25	<b>AS 763, AS 764</b> Slotted Adjustment Corner Angle  Page 29	<b>AS 806</b> Two Hole Angle with Impressions on Both Legs  Page 30
					
<b>AS 921</b> One Hole Angle  Page 33	<b>AS 2144</b> Corner Angle  Page 35	<b>AS 2520</b> Two Hole Adjustment Angle  Page 37	<b>AS 2545</b> Slotted 90° Angle  Page 37	<b>Fig. 605</b> Three Hole Corner Angle  Page 23	<b>AS 606</b> Three Hole Corner Angle  Page 23
					
<b>AS 745</b> Three Hole Corner Angle  Page 29	<b>AS 3049</b> Two Hole Slotted 90° Corner Connector  Page 41	<b>AS 607</b> Four Hole Corner Angle  Page 23	<b>AS 781</b> Four Hole Open Angle Connector  Page 30	<b>AS 793</b> Four Hole Closed Angle Connector  Page 30	<b>AS 614</b> Four Hole Joint Corner Connector  Page 24





## ANGLE FITTINGS & CONNECTORS (continued)

					
<b>AS 615</b> Four Hole Shelf Joint Angle Connector Page 24	<b>AS 689</b> Adjustable Double Slotted Corner Connector Page 27	<b>AS 748</b> Four Hole Corner Joint Connector Page 29	<b>AS 927</b> Five Hole Corner Connector Page 33	<b>AS 744</b> Flat Corner Connector Page 29	<b>AS 750</b> Four Hole Corner Connector Page 29
					
<b>AS 2190</b> Flat Corner Connector Page 35	<b>AS 747</b> Symmetrical Four Hole Connector Page 29	<b>AS 854</b> Flat Connector Page 32	<b>AS 925</b> Symmetrical Three Hole Joint Connector Page 33	<b>AS 2112</b> Cross Connector Page 35	<b>AS 665</b> Four Hole Double Corner Connector Page 26
					
<b>AS 720</b> RH & LH Angle Plate Connector Page 28	<b>AS 922 RH &amp; LH</b> Two Hole Single Corner Angle Connector Page 33	<b>AS 923</b> Five Hole Two Angle Connector Page 33	<b>AS 2128 RH &amp; LH</b> Six Hole Corner Connector Page 35	<b>AS 666</b> Six Hole Double Corner Connector Page 26	<b>AS 821</b> Eight Hole Double Angle Connector Page 31
					
<b>AS 667</b> Eight Hole Double Corner Connector Page 26	<b>AS 913</b> Ten Hole Two Angle Clevis Connector Page 33	<b>AS 668</b> Six Hole Three Angle Connector Page 26	<b>AS 669</b> Twelve Hole Three Angle Clevis Connector Page 26	<b>AS 2560, AS 2561</b> Conduit Connector Fitting Assembly Page 37	<b>AS 3060</b> Offset Connector Page 41
					
<b>AS 9402</b> Two Hole Hinge Connector Page 42	<b>AS 9403</b> Three Hole Hinge Connector Page 42	<b>AS 9404</b> Four Hole Hinge Connector Page 42	<b>AS 677</b> Cup Support for Standard Single Strut Use with AS 200 and AS 210 Page 27	<b>AS 993</b> Inside Clevis Page 34	<b>AS 2401 thru AS 2403</b> Ladder Rung Page 36

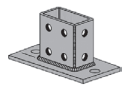








## BRACKETS

					
<b>AS 651</b> Reversible Strut Bracket Page 25	<b>AS 661 T1</b> Strut Bracket (Slot Up) Page 26	<b>AS 661 T2</b> Strut Bracket (Slot Down) Page 26	<b>AS 708</b> Single Channel Bracket Support Use with AS 200, AS 210 and AS 500BTB Page 28	<b>AS 732</b> Shelf Bracket Page 28	<b>AS 809</b> Double Channel Bracket Page 31






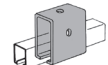
## BRACKETS (continued)

					
<b>AS 825 RH/LH</b> Pipe Axle Support <i>Page 31</i>	<b>AS 838 RH/LH</b> 6" thru 30" Shelf Bracket <i>Page 31</i>	<b>AS 926</b> Strut Brace <i>Page 33</i>	<b>AS 2404 thru AS 2408</b> Wall Ladder Bracket <i>Page 36</i>	<b>AS 2421</b> 45° Stair Tread Support <i>Page 36</i>	<b>AS 2422</b> 34 1/2° Stair Tread Support <i>Page 36</i>
					
<b>AS 3164</b> Double Channel Bracket Support <i>Page 41</i>	<b>AS 3373</b> Universal Angle Bracket <i>Page 41</i>	<b>AS 2627</b> Spacer Clevis <i>Page 38</i>	<b>AS 2654 &amp; AS 2654A</b> Column Attachment <i>Page 39</i>		





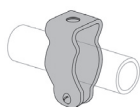
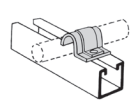
## POST BASES

					
<b>AS 2064</b> Double Column Post Base Use with AS 100, AS 200BTB, AS 200STS, AS 200BTS and AS 200STR Channel <i>Page 35</i>	<b>AS 3013</b> Single Column Post Base Use with AS 200 and AS 210 Channel <i>Page 40</i>	<b>AS 3025</b> Post Base Use with AS 200 and AS 210 Channel <i>Page 40</i>	<b>AS 3029</b> Double Column Post Base Use with all 3 1/4" Channels <i>Page 40</i>	<b>AS 3033</b> Post Base Use with AS 200 and AS 210 Channel <i>Page 40</i>	<b>AS 3040</b> Post Base Use with AS 200 and AS 210 Channel <i>Page 40</i>
					
<b>AS 3064</b> Double Column Post Base Use with all 3 1/4" Channels <i>Page 41</i>	<b>AS 3064 SQ</b> Double Column Post Base Use with all 3 1/4" Channels <i>Page 41</i>	<b>AS 9400</b> Adjustable Base <i>Page 42</i>			

## TROLLEYS & ACCESSORIES

					
<b>AS 2521</b> Two Wheel Trolley Use with AS 200 Channel <i>Page 37</i>	<b>AS 2522</b> Four Wheel Trolley Use with AS 200 Channel <i>Page 37</i>	<b>AS 2524</b> Two Wheel Light Duty Trolley <i>Page 37</i>	<b>AS 2525</b> Four Wheel Light Duty Trolley Use with AS 200 and AS 210 Channel. <i>Page 37</i>	<b>AS 2528</b> Trolley Beam Standard Support Use with AS 200 and AS 210 Channel <i>Page 37</i>	<b>AS 2528-1</b> Trolley Beam Standard Support <i>Page 37</i>




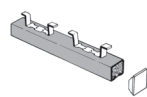
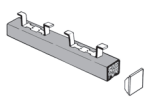

## PIPE & CONDUIT SUPPORTS

					
<b>AS 51</b> Right Angle Pipe or Conduit Clamp <i>Page 43</i>	<b>Fig. 67</b> Pipe or Conduit Hanger <i>Page 43</i>	<b>Fig. 69</b> Swivel Ring Hanger <i>Page 43</i>	<b>Fig. 137</b> "U" Bolt with Nuts Long Tangent <i>Page 43</i>	<b>AS 270</b> Conduit Clamp <i>Page 43</i>	<b>AS 1450</b> One Hole Clamp for O.D. Tubing <i>Page 47</i>

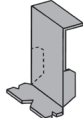
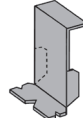
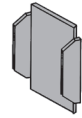
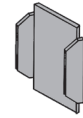
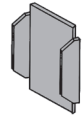
## PIPE & CONDUIT SUPPORTS (continued)

					
<b>AS 3101 thru AS 3115</b> One Piece Cable and Conduit Clamp	<b>AS 3126</b> Hold Down Clamp	<b>AS 1000</b> EMT Conduit Clamps  Now only offered in Pre-Assembled	<b>AS 1100</b> Rigid Steel Conduit Clamps  Now only offered in Pre-Assembled	<b>AS 1200 O.D.</b> O.D. Tubing Clamp  Now only offered in Pre-Assembled	<b>AS 1300</b> Universal Pipe Clamp  Now only offered in Pre-Assembled
Page 48	Page 49	Page 44	Page 45	Page 45 & 46	Page 47
					
<b>AS 815</b> (6" to 18" Pipe) Double Roller Pipe Support	<b>AS 1901</b> (1" to 8" Pipe) Pipe Roller Support	<b>AS 1902</b> Pipe Roller Support	<b>AS 1911</b> Pipe Roller Support	<b>AS 2631</b> Swing Gate Fixture Hanger  Use with AS 200, AS 210, AS 300, AS 400 and AS 500 Channels	<b>AS 2631D</b> Swing Gate Fixture Hanger  Use with AS 100, AS 150, AS 200BTB and AS 210BTB Channels
Page 44	Page 48	Page 48	Page 48	Page 39	Page 39
					
<b>Klo-Shure®</b> <b>Strut Mounted</b> Insulation Couplings with Strut Clamp	<b>AS 3792</b> Cushion Strip	<b>AS 004 OD thru AS 106P</b> Cushion Clamp Assembly	<b>Klo-Shure®</b> <b>Strut Mounted</b> Insulation Couplings with Strut Clamp	<b>Klo-Shure®</b> <b>Strut Mounted</b> Insulation Couplings w/non Metallic Strut Clamp	<b>Klo-Shure®</b> <b>Strut Mounted</b> Insulation Couplings w/Iron Pipe & Copper Tube  Use with fiberglass insulation
Pages 54 & 55	Page 50	Pages 50 & 51	Pages 54 & 55	Page 56	Page 57-58


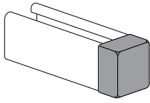
## CONCRETE INSERTS

					
<b>Fig. 152</b> Screw Concrete Insert	<b>Fig. 284</b> Concrete Deck Inserts	<b>Fig. 285</b> Light Weight Concrete Insert	<b>AS 349</b> Continuous Concrete Insert  with or without Closure Strip and End Cap Installed	<b>AS 449</b> Continuous Concrete Insert  with or without Closure Strip and End Cap Installed	<b>AS 6151</b> Plastic Closure Strip
Page 59		Page 59	Page 59	Page 59	Page 60


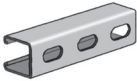
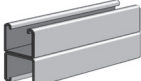
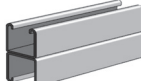


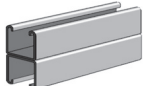



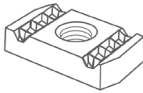
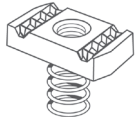
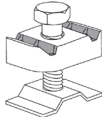
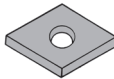
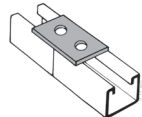
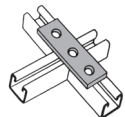
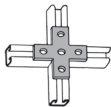
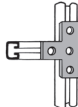

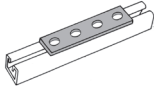

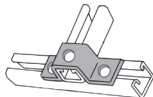
## END CAPS

				
<b>AS 653</b> Type "B" End Cap Anchor  Use with AS 349 Insert	<b>AS 654</b> Type "B" End Cap Anchor  Use with AS 449 Insert	<b>AS 655, AS 656</b> Type "A" End Cap  Use with AS 200 Channel. Use with AS 300 Channel and AS 349 Insert	<b>AS 901, AS 902</b> Type "A" End Cap  Use with AS 100 and AS 400 Channel	<b>AS 930</b> Type "A" End Cap  Use with AS 500 Channel
Page 60	Page 60	Page 26	Page 33	Page 34

## END CAPS (continued)

	
<b>AS 2511</b> End Cap with Knockout  AS 2511 1 – Use with AS 100. AS 2511 2 – Use with AS 200 and AS 210. AS 2511 3 – Use with AS 300  Page 36	<b>AS 6153</b> Safety End Cap  AS 6153 1 – Use with AS 100. AS 6153 2 – Use with AS 200 and AS 210. AS 6153 3 – Use with AS 300. AS 6153 5 – Use with AS 500  Page 42

## SPECIALTY STRUT (Stainless Steel • Zinc Trivalent Chromium • Hot Dipped Galvanized)

					
<b>AS 200 SS/ZTC/HG</b> Channel  Size: 1 <sup>5</sup> / <sub>8</sub> " x 1 <sup>5</sup> / <sub>8</sub> " x 12 GA  Page 61	<b>AS 200EH SS/ZTC/HG</b> Channel with Elongated Holes  Size: 1 <sup>5</sup> / <sub>8</sub> " x 1 <sup>5</sup> / <sub>8</sub> " x 12 GA. <sup>9</sup> / <sub>16</sub> " x 1 <sup>1</sup> / <sub>8</sub> " Elongated Holes on 2" Centers  Page 61	<b>AS 200BTB SS/ZTC/HG</b> Welded Channel  Size: 1 <sup>5</sup> / <sub>8</sub> " x 3 <sup>1</sup> / <sub>4</sub> " x 12 GA. Two Pcs. AS 200 Welded Back-to-Back.  Page 61	<b>AS 200BTB EH SS/ZTC/HG</b> Welded Channel  Size: 1 <sup>5</sup> / <sub>8</sub> " x 3 <sup>1</sup> / <sub>4</sub> " x 12 GA. Two Pcs. AS 200EH Welded Back-to-Back. <sup>9</sup> / <sub>16</sub> " x 1 <sup>1</sup> / <sub>8</sub> " Elongated Holes on 2" Centers  Page 61	<b>AS 210 SS/ZTC/HG</b> Channel  Size: 1 <sup>5</sup> / <sub>8</sub> " x 1 <sup>5</sup> / <sub>8</sub> " x 14 GA  Page 61	<b>AS 210EH SS/ZTC/HG</b> Channel with Elongated Holes  Size: 1 <sup>5</sup> / <sub>8</sub> " x 1 <sup>5</sup> / <sub>8</sub> " x 14 GA. <sup>9</sup> / <sub>16</sub> " x 1 <sup>1</sup> / <sub>8</sub> " Elongated Holes on 2" Centers  Page 61
					
<b>AS 210BTB SS/ZTC/HG</b> Welded Channel  Size: 1 <sup>5</sup> / <sub>8</sub> " x 3 <sup>1</sup> / <sub>4</sub> " x 14 GA. Two Pcs. AS 210 Welded Back-to-Back  Page 61	<b>AS 500 SS/ZTC/HG</b> Channel  Size: 1 <sup>5</sup> / <sub>8</sub> " x 1 <sup>3</sup> / <sub>16</sub> " x 14 GA  Page 61	<b>AS 500EH SS/ZTC/HG</b> Channel with Elongated Holes  Size: 1 <sup>5</sup> / <sub>8</sub> " x 1 <sup>3</sup> / <sub>16</sub> " x 14 GA. <sup>9</sup> / <sub>16</sub> " x 1 <sup>1</sup> / <sub>8</sub> " Elongated Holes on 2" Centers  Page 61	<b>AS 500BTB SS/ZTC/HG</b> Welded Channel  Size: 1 <sup>5</sup> / <sub>8</sub> " x 1 <sup>5</sup> / <sub>8</sub> " x 14 GA. Two Pcs. AS 500 Welded Back-to-Back.  Page 61		
					
<b>AS NS SS/ZTC</b> Clamping Nut without Spring  Use with all 1 <sup>5</sup> / <sub>8</sub> " wide channel  Page 62	<b>AS RS SS/ZTC</b> Clamping Nut with Regular Spring Use with AS 200, AS 210 and AS 300  Page 62	<b>AS 3500 ZTC</b> Seismic Rod Stiffener  Page 67	<b>AS 619 SS/ZTC</b> Square Washer  Page 63	<b>AS 601 ZTC</b> Two Hole Splice Plate  Page 62	<b>AS 602 ZTC</b> Three Hole Splice Plate  Page 62
					
<b>AS 712 ZTC</b> Cross Plate  Page 64	<b>AS 714 ZTC</b> "T" Plate  Page 64	<b>AS 718 ZTC</b> Flat Angle Plate  Page 64	<b>AS 888 ZTC</b> Four Hole Splice Plate  Page 64	<b>AS 616 ZTC</b> Four Hole Splice Clevis Use with AS 200 & AS 210  Page 62	<b>AS 613 ZTC</b> "U" Support Use with AS 200, AS 210 and AS 500BTB  Page 62

SPECIALTY STRUT (Stainless Steel • Zinc Trivalent Chromium • Hot Dipped Galvanized) *continued*

					
<b>AS 679 ZTC</b> "U" Support  Use with AS 100, AS 200BTB and AS 210BTB  <i>Page 64</i>	<b>AS 929 ZTC</b> "U" Support  Use with AS 500 & AS 520  <i>Page 64</i>	<b>AS 611 ZTC</b> "Z" Support  Use with AS 200, AS 210 and AS 500BTB  <i>Page 62</i>	<b>AS 928 ZTC</b> "Z" Support  Use with AS 500 & AS 520  <i>Page 64</i>	<b>AS 603 ZTC</b> Two Hole End Angle  <i>Page 62</i>	<b>AS 604 ZTC</b> Two Hole Corner Angle  <i>Page 62</i>
					
<b>AS 624 ZTC</b> Two Hole Closed Angle Connector  <i>Page 63</i>	<b>AS 633 ZTC</b> Two Hole Open Angle Connector  <i>Page 63</i>	<b>AS 605 ZTC</b> Three Hole Corner Angle  <i>Page 62</i>	<b>AS 606 ZTC</b> Three Hole Corner Angle  <i>Page 62</i>	<b>AS 607 ZTC</b> Four Hole Corner Angle  <i>Page 62</i>	<b>AS 720 ZTC</b> RH & LH Angle Plate Connector  <i>Page 64</i>
					
<b>AS 922 RH &amp; LH ZTC</b> Two Hole Single Corner Angle Connector  <i>Page 64</i>	<b>AS 665 ZTC</b> Four Hole Double Corner Connector  <i>Page 64</i>	<b>AS 923 ZTC</b> Five Hole Two Angle Connector  <i>Page 64</i>	<b>AS 666 ZTC</b> Six Hole Double Corner Connector  <i>Page 64</i>	<b>AS 821 ZTC</b> Eight Hole Double Angle Connector  <i>Page 64</i>	<b>AS 667 ZTC</b> Eight Hole Double Corner Connector  <i>Page 64</i>
					
<b>AS 913 ZTC</b> Ten Hole Two Angle Clevis Connector  <i>Page 64</i>	<b>AS 668 ZTC</b> Six Hole Three Angle Connector  <i>Page 64</i>	<b>AS 669 ZTC</b> Twelve Hole Three Angle Clevis Connector  <i>Page 64</i>	<b>AS 651 ZTC</b> Reversible Strut Bracket  <i>Page 63</i>	<b>AS 809 ZTC</b> Double Channel Bracket  <i>Page 64</i>	<b>AS 3373 ZTC</b> Universal Angle Bracket  <i>Page 67</i>
					
<b>AS 3033 ZTC</b> Post Base  Use with AS 200 and AS 210 Channel  <i>Page 67</i>	<b>AS 3064 ZTC</b> Double Column Post Base  Use with all 3 1/4" Channels  <i>Page 67</i>	<b>AS 2651 ZTC</b> Beam Clamp  <i>Page 67</i>	<b>AS 1100 SS/ZTC</b> Rigid Steel Conduit Clamps  Now only offered in Pre-Assembled  <i>Page 65</i>	<b>AS 1200 SS/ZTC</b> O.D. Tubing Clamp  Now only offered in Pre-Assembled  <i>Page 66</i>	

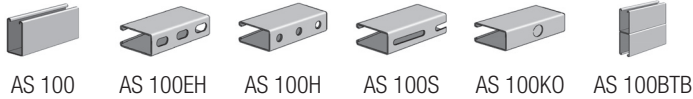
**Price List** ..... Sheet # AS-3.18

Effective Date: ..... March 5, 2018  
Replaces Prior Date: ..... September 4, 2017

# CHANNEL

For technical data refer to the Anvil Strut Engineering Catalog.

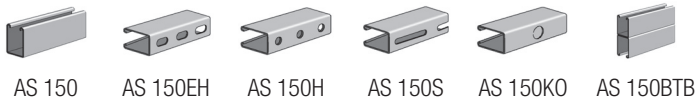
## AS 100 CHANNEL



1 1/8" x 3 1/4" x 12 Ga. unless otherwise noted.  
(1) 1 1/8" x 6 1/2" x 12 Ga.

Part No.	Description		Std. Pkg. in Ft.	Per 100 Feet				Discount Code
				Weight	PL	GR	PG	
AS 100 10	Channel	—	300	305.00	\$2,640.80	\$2,802.60	\$2,763.30	AA
AS 100 20	Channel	—	400	305.00	\$2,640.80	\$2,802.60	\$2,763.30	AA
AS 100EH 10	Channel w/ Elongated Holes	5/16" x 1 1/8" Elongated Holes on 2" Centers	300	300.00	\$2,664.00	\$2,826.90	\$2,787.40	AA
AS 100EH 20	Channel w/ Elongated Holes	5/16" x 1 1/8" Elongated Holes on 2" Centers	400	300.00	\$2,664.00	\$2,826.90	\$2,787.40	AA
AS 100H 10	Channel w/ Holes	5/16" Holes on 1 1/8" Centers	300	300.00	\$5,655.50	\$6,485.10	\$6,203.90	AA
AS 100H 20	Channel w/ Holes	5/16" Holes on 1 1/8" Centers	400	300.00	\$5,655.50	\$6,485.10	\$6,203.90	AA
AS 100S 10	Channel w/ Long Slots	1 3/32" x 3" Slots on 4" Centers	300	300.00	\$5,759.70	\$6,297.50	\$6,306.90	AA
AS 100S 20	Channel w/ Long Slots	1 3/32" x 3" Slots on 4" Centers	400	300.00	\$5,759.70	\$6,297.50	\$6,306.90	AA
AS 100KO 10	Channel w/ Knock Out	7/8" Knock Out on 6" Centers	300	305.00	\$5,759.70	\$6,297.50	\$6,306.90	AA
AS 100KO 20	Channel w/ Knock Out	7/8" Knock Out on 6" Centers	400	305.00	\$5,759.70	\$6,297.50	\$6,306.90	AA
AS 100BTB 10	Welded Channel (1)	Two pieces AS 100 Welded Back to Back	150	610.00	\$8,848.90	\$9,803.40	\$9,690.70	AA
AS 100BTB 20	Welded Channel (1)	Two pieces AS 100 Welded Back to Back	200	610.00	\$8,848.90	\$9,803.40	\$9,690.70	AA

## AS 150 CHANNEL



1 1/8" x 2 7/16" x 12 Ga. unless otherwise noted.  
(1) 1 1/8" x 4 7/8" x 12 Ga.

Part No.	Description		Std. Pkg. in Ft.	Per 100 Feet				Discount Code
				Weight	PL	GR	PG	
AS 150 10	Channel	—	400	247.00	\$1,740.50	\$2,328.70	\$2,203.10	AA
AS 150 20	Channel	—	800	247.00	\$1,740.50	\$2,328.70	\$2,203.10	AA
AS 150EH 10	Channel w/Elongated Holes	5/16" x 1 1/8" Elongated Holes on 2" Centers	400	242.00	\$1,755.90	\$2,328.70	\$2,203.10	AA
AS 150EH 20	Channel w/Elongated Holes	5/16" x 1 1/8" Elongated Holes on 2" Centers	800	242.00	\$1,755.90	\$2,328.70	\$2,203.10	AA
AS 150H 10	Channel w/Holes	5/16" Holes on 1 1/8" Centers	400	242.00	\$4,095.50	\$2,328.70	\$2,328.70	AA
AS 150H 20	Channel w/Holes	5/16" Holes on 1 1/8" Centers	800	242.00	\$4,095.50	\$2,328.70	\$2,328.70	AA
AS 150S 10	Channel w/Long Slots	1 3/32" x 3" Slots on 4" Centers	400	242.00	\$4,712.40	\$3,568.20	\$2,977.90	AA
AS 150S 20	Channel w/Long Slots	1 3/32" x 3" Slots on 4" Centers	800	242.00	\$4,712.40	\$3,568.20	\$2,977.90	AA
AS 150KO 10	Channel w/Knock Out	7/8" Knock Out on 6" Centers	400	247.00	\$4,712.40	\$3,568.20	\$2,977.90	AA
AS 150KO 20	Channel w/Knock Out	7/8" Knock Out on 6" Centers	800	247.00	\$4,712.40	\$3,568.20	\$2,977.90	AA
AS 150BTB 10	Welded Channel (1)	Two pieces AS 150 Welded Back to Back	200	484.00	\$6,191.80	\$6,648.70	\$5,541.50	AA
AS 150BTB 20	Welded Channel (1)	Two pieces AS 150 Welded Back to Back	400	484.00	\$6,191.80	\$6,648.70	\$5,541.50	AA





## Price List

Sheet # AS-3.18

Effective Date: March 5, 2018

Replaces Prior Date: September 4, 2017

LEGEND:  
GR: Powder Coated Supr-Green  
EG: Electro-Galvanized

PG: Pre-Galvanized  
AL: Aluminum  
HG: Hot Dipped Galvanized

PL: Plain  
SS: Stainless Steel  
ZTC: Zinc Trivalent Chromium

# CHANNEL

For technical data refer to the Anvil Strut Engineering Catalog.

## AS 200 CHANNEL



1½" x 1½" x 12 Ga.  
unless otherwise noted.  
(1) 1½" x 3¼" x 12 Ga.  
unless otherwise noted.

Part No.	Description		Std. Pkg. in Ft.	Per 100 Feet				Discount Code
				Weight	PL	GR	PG	
AS 200 10	Channel ▲	—	500	190.00	\$2,036.80	\$2,383.10	\$2,368.30	AA
AS 200 20	Channel ▲	—	500	190.00	\$2,036.80	\$2,383.10	\$2,368.30	AA
AS 200EH 10	Channel w/Elongated Holes ▲	¾" x 1½" Elongated Holes on 2" Centers	500	185.00	\$2,151.40	\$2,511.20	\$2,569.30	AA
AS 200EH 20	Channel w/Elongated Holes ▲	¾" x 1½" Elongated Holes on 2" Centers	500	185.00	\$2,151.40	\$2,511.20	\$2,569.30	AA
AS 200H 10	Channel w/Holes	¾" Holes on 1½" Centers	500	186.00	\$2,009.40	\$2,364.80	\$2,479.60	AA
AS 200H 20	Channel w/Holes	¾" Holes on 1½" Centers	500	186.00	\$2,009.40	\$2,364.80	\$2,479.60	AA
AS 200H3 10	Channel w/Holes on all 3 sides	¾" Holes on 1½" Centers	500	175.00	\$1,487.20	\$1,764.50	\$1,714.00	AA
AS 200H3 20	Channel w/Holes on all 3 sides	¾" Holes on 1½" Centers	500	175.00	\$1,487.20	\$1,764.50	\$1,714.00	AA
AS 200S 10	Channel w/Long Slots	1½" x 3" Slots on 4" Centers	500	185.00	\$2,009.40	\$2,364.80	\$2,479.60	AA
AS 200S 20	Channel w/Long Slots	1½" x 3" Slots on 4" Centers	500	185.00	\$2,009.40	\$2,364.80	\$2,479.60	AA
AS 200KO 10	Channel w/Knock Out	¾" Knock Out on 6" Centers	500	190.00	\$2,858.40	\$3,225.90	\$3,253.50	AA
AS 200KO 20	Channel w/Knock Out	¾" Knock Out on 6" Centers	500	190.00	\$2,858.40	\$3,225.90	\$3,253.50	AA
AS 200BTB 10	Welded Channel (1) ▲	Two pieces AS 200 Welded Back to Back	250	380.00	\$3,825.90	\$4,127.30	\$4,204.80	AA
AS 200BTB 20	Welded Channel (1) ▲	Two pieces AS 200 Welded Back to Back	300	380.00	\$3,825.90	\$4,127.30	\$4,204.80	AA
AS 200BTS 10	Welded Back-to-Side	Two pieces AS 200 Welded Back to Side	250	380.00	\$6,518.70	\$7,449.60	\$8,017.30	AA
AS 200BTS 20	Welded Back-to-Side	Two pieces AS 200 Welded Back to Side	300	380.00	\$6,518.70	\$7,449.60	\$8,017.30	AA
AS 200STS 10	Welded Side-to-Side	Two pieces AS 200 Welded Side to Side	250	380.00	\$6,518.70	\$7,449.60	\$8,017.30	AA
AS 200STS 20	Welded Side-to-Side	Two pieces AS 200 Welded Side to Side	300	380.00	\$6,518.70	\$7,449.60	\$8,017.30	AA
AS 200STSR 10	Welded Side-to-Opposite Side	Two pieces AS 200 Welded Side to Opposite Side	250	380.00	\$6,518.70	\$7,449.60	\$8,739.70	AA
AS 200STSR 20	Welded Side-to-Opposite Side	Two pieces AS 200 Welded Side to Opposite Side	300	380.00	\$6,518.70	\$7,449.60	\$8,739.70	AA

▲For Stainless Steel, Zinc Tri-valent Chromium and Hot Dipped Galvanized, refer to page 61 in the Specialty Strut Section.



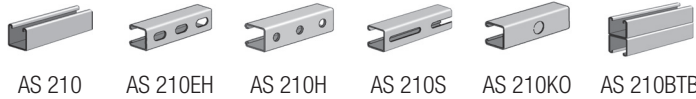
**Price List** ..... Sheet # AS-3.18

Effective Date: ..... March 5, 2018  
Replaces Prior Date: ..... September 4, 2017

# CHANNEL

For technical data refer to the Anvil Strut Engineering Catalog.

## AS 210 CHANNEL

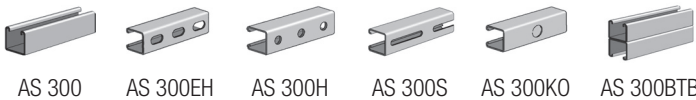


1 5/8" x 1 5/8" x 14 Ga. unless otherwise noted.  
(1) 1 5/8" x 3 3/4" x 14 Ga.

Part No.	Description		Std. Pkg. in Ft.	Per 100 Feet				Discount Code
				Weight	PL	GR	PG	
AS 210 10	Channel ▲	—	500	141.00	\$1,707.40	\$1,808.90	\$1,934.80	AA
AS 210 20	Channel ▲	—	500	141.00	\$1,707.40	\$1,808.90	\$1,934.80	AA
AS 210EH 10	Channel w/Elongated Holes ▲	5/16" x 1 1/8" Elongated Holes on 2" Centers	500	137.00	\$1,844.90	\$1,934.70	\$2,044.80	AA
AS 210EH 20	Channel w/Elongated Holes ▲	5/16" x 1 1/8" Elongated Holes on 2" Centers	500	137.00	\$1,844.90	\$1,934.70	\$2,044.80	AA
AS 210H 10	Channel w/Holes	5/16" Holes on 17/8" Centers	500	137.00	\$2,449.10	\$2,655.20	\$2,713.60	AA
AS 210H 20	Channel w/Holes	5/16" Holes on 17/8" Centers	500	137.00	\$2,449.10	\$2,655.20	\$2,713.60	AA
AS 210S 10	Channel w/Long Slots	1 3/32" x 3" Slots on 4" Centers	500	137.00	\$2,449.10	\$2,655.20	\$2,713.60	AA
AS 210S 20	Channel w/Long Slots	1 3/32" x 3" Slots on 4" Centers	500	137.00	\$2,449.10	\$2,655.20	\$2,713.60	AA
AS 210KO 10	Channel w/Knock Out	7/8" Knock Out on 6" Centers	500	141.00	\$3,246.60	\$3,511.00	\$3,432.30	AA
AS 210KO 20	Channel w/Knock Out	7/8" Knock Out on 6" Centers	500	141.00	\$3,246.60	\$3,511.00	\$3,432.30	AA
AS 210BTB 10	Welded Channel (1) ▲	Two pieces AS 210 Welded Back to Back	250	282.00	\$5,674.00	\$6,166.80	\$6,299.80	AA
AS 210BTB 20	Welded Channel (1) ▲	Two pieces AS 210 Welded Back to Back	300	282.00	\$5,674.00	\$6,166.80	\$6,299.80	AA

▲For Stainless Steel, Zinc Tri-valent Chromium and Hot Dipped Galvanized, refer to page 61 in the Specialty Strut Section.

## AS 300 CHANNEL



1 5/8" x 1 3/8" x 12 Ga. unless otherwise noted.  
(1) 1 5/8" x 2 3/4" x 12 Ga.

Part No.	Description		Std. Pkg. in Ft.	Per 100 Feet				Discount Code
				Weight	PL	GR	PG	
AS 300 10	Channel	—	500	170.00	\$1,296.40	\$1,375.90	\$1,356.60	AA
AS 300 20	Channel	—	500	170.00	\$1,296.40	\$1,375.90	\$1,356.60	AA
AS 300EH 10	Channel w/Elongated Holes	5/16" x 1 1/8" Elongated Holes on 2" Centers	500	165.00	\$1,312.70	\$1,393.10	\$1,373.40	AA
AS 300EH 20	Channel w/Elongated Holes	5/16" x 1 1/8" Elongated Holes on 2" Centers	500	165.00	\$1,312.70	\$1,393.10	\$1,373.40	AA
AS 300H 10	Channel w/Holes	5/16" Holes on 1 7/8" Centers	500	165.00	\$3,300.00	\$3,601.40	\$3,677.20	AA
AS 300H 20	Channel w/Holes	5/16" Holes on 1 7/8" Centers	500	165.00	\$3,300.00	\$3,601.40	\$3,677.20	AA
AS 300S 10	Channel w/Long Slots	1 3/32" x 3" Slots on 4" Centers	500	165.00	\$3,300.00	\$3,601.40	\$3,677.20	AA
AS 300S 20	Channel w/Long Slots	1 3/32" x 3" Slots on 4" Centers	500	165.00	\$3,300.00	\$3,601.40	\$3,677.20	AA
AS 300KO 10	Channel w/Knock Out	7/8" Knock Out on 6" Centers	500	170.00	\$3,402.00	\$3,700.70	\$3,798.80	AA
AS 300KO 20	Channel w/Knock Out	7/8" Knock Out on 6" Centers	500	170.00	\$3,402.00	\$3,700.70	\$3,798.80	AA
AS 300BTB 10	Welded Channel (1)	Two pieces AS 300 Welded Back to Back	250	340.00	\$5,913.60	\$6,426.50	\$6,576.80	AA
AS 300BTB 20	Welded Channel (1)	Two pieces AS 300 Welded Back to Back	300	340.00	\$5,913.60	\$6,426.50	\$6,576.80	AA

## Price List

Sheet # AS-3.18  
Effective Date: March 5, 2018  
Replaces Prior Date: September 4, 2017

LEGEND:  
GR: Powder Coated Supr-Green  
AL: Aluminum  
EG: Electro-Galvanized

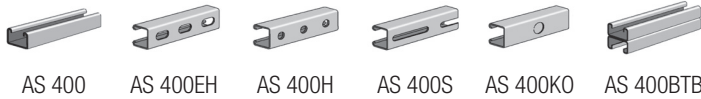
PG: Pre-Galvanized  
AL: Aluminum  
HG: Hot Dipped Galvanized

PL: Plain  
SS: Stainless Steel  
ZTC: Zinc Trivalent Chromium

# CHANNEL

For technical data refer to the Anvil Strut Engineering Catalog.

## AS 400 CHANNEL



1½" x 1" x 12 Ga. unless otherwise noted.  
(1) 1½" x 2" x 12 Ga.

Part No.	Description		Std. Pkg. in Ft.	Per 100 Feet				Discount Code
				Weight	PL	GR	PG	
AS 400 10	Channel	—	500	146.00	\$1,236.40	\$1,312.20	\$1,293.60	AA
AS 400 20	Channel	—	500	146.00	\$1,236.40	\$1,312.20	\$1,293.60	AA
AS 400EH 10	Channel w/Elongated Holes	¾" x 1½" Elongated Holes on 2" Centers	500	141.00	\$1,329.00	\$1,328.50	\$1,309.60	AA
AS 400EH 20	Channel w/Elongated Holes	¾" x 1½" Elongated Holes on 2" Centers	500	141.00	\$1,329.00	\$1,328.50	\$1,309.60	AA
AS 400H 10	Channel w/Holes	¾" Holes on 1½" Centers	500	141.00	\$3,157.10	\$3,437.70	\$3,509.20	AA
AS 400H 20	Channel w/Holes	¾" Holes on 1½" Centers	500	141.00	\$3,157.10	\$3,437.70	\$3,509.20	AA
AS 400S 10	Channel w/Long Slots	1½" x 3" Slots on 4" Centers	500	141.00	\$3,157.10	\$3,437.70	\$3,509.20	AA
AS 400S 20	Channel w/Long Slots	1½" x 3" Slots on 4" Centers	500	141.00	\$3,157.10	\$3,437.70	\$3,509.20	AA
AS 400KO 10	Channel w/Knock Out	¾" Knock Out on 6" Centers	500	146.00	\$3,246.60	\$3,531.60	\$3,607.50	AA
AS 400KO 20	Channel w/Knock Out	¾" Knock Out on 6" Centers	500	146.00	\$3,246.60	\$3,531.60	\$3,607.50	AA
AS 400BTB 10	Welded Channel (1)	Two pieces AS 400 Welded Back to Back	250	292.00	\$6,276.60	\$6,838.50	\$6,991.70	AA
AS 400BTB 20	Welded Channel (1)	Two pieces AS 400 Welded Back to Back	300	292.00	\$6,276.60	\$6,838.50	\$6,991.70	AA

## AS 500 CHANNEL



1½" x 1½" x 14 Ga. unless otherwise noted.  
(1) 1½" x 1½" x 14 Ga.

Part No.	Description		Std. Pkg. in Ft.	Per 100 Feet				Discount Code
				Weight	PL	GR	PG	
AS 500 10	Channel ▲	—	500	97.00	\$1,260.20	\$1,364.30	\$1,394.70	AA
AS 500 20	Channel ▲	—	500	97.00	\$1,260.20	\$1,364.30	\$1,394.70	AA
AS 500EH 10	Channel w/Elongated Holes ▲	¾" x 1½" Elongated Holes on 2" Centers	500	87.00	\$1,368.80	\$1,473.80	\$1,527.00	AA
AS 500EH 20	Channel w/Elongated Holes ▲	¾" x 1½" Elongated Holes on 2" Centers	500	98.00	\$1,368.80	\$1,473.80	\$1,527.00	AA
AS 500H 10	Channel w/Holes	¾" Holes on 17/8" Centers	500	87.00	\$1,766.30	\$1,915.70	\$1,914.50	AA
AS 500H 20	Channel w/Holes	¾" Holes on 17/8" Centers	500	87.00	\$1,766.30	\$1,915.70	\$1,914.50	AA
AS 500S 10	Channel w/Long Slots	1½" x 3" Slots on 4" Centers	500	87.00	\$1,766.30	\$1,915.70	\$1,914.50	AA
AS 500S 20	Channel w/Long Slots	1½" x 3" Slots on 4" Centers	500	87.00	\$1,766.30	\$1,915.70	\$1,914.50	AA
AS 500BTB 10	Welded Channel (1) ▲	Two pieces AS 500 Welded Back to Back	250	194.00	\$3,705.20	\$4,015.20	\$3,968.60	AA
AS 500BTB 20	Welded Channel (1) ▲	Two pieces AS 500 Welded Back to Back	300	194.00	\$3,705.20	\$4,015.20	\$3,968.60	AA

▲For Stainless Steel, Zinc Tri-valent Chromium and Hot Dipped Galvanized, refer to page 61 in the Specialty Strut Section.

## Price List

Effective Date: ..... March 5, 2018  
Replaces Prior Date: ..... September 4, 2017

# CHANNEL

For technical data refer to the Anvil Strut Engineering Catalog.


## AS 520 CHANNEL



1 5/8" x 1 3/16" x 12 Ga. unless otherwise noted.  
(1) 1 5/8" x 1 5/8" x 12 Ga.

Part No.	Description		Std. Pkg. in Ft.	Per 100 Feet				Discount Code
				Weight	PL	GR	PG	
AS 520 10	Channel	—	500	128.00	\$1,116.40	\$1,184.80	\$1,168.10	AA
AS 520 20	Channel	—	500	128.00	\$1,116.40	\$1,184.80	\$1,168.10	AA
AS 520EH 10	Channel w/Elongated Holes	9/16" x 11/8" Elongated Holes on 2" Centers	500	123.00	\$1,130.40	\$1,345.70	\$1,182.70	AA
AS 520EH 20	Channel w/Elongated Holes	9/16" x 11/8" Elongated Holes on 2" Centers	500	123.00	\$1,130.40	\$1,345.70	\$1,182.70	AA
AS 520H 10	Channel w/Holes	9/16" Holes on 17/8" Centers	500	123.00	\$2,515.20	\$2,730.80	\$2,785.20	AA
AS 520H 20	Channel w/Holes	9/16" Holes on 17/8" Centers	500	123.00	\$2,515.20	\$2,730.80	\$2,785.20	AA
AS 520S 10	Channel w/Long Slots	13/32" x 3" Slots on 4" Centers	500	118.00	\$2,515.20	\$2,730.80	\$2,785.20	AA
AS 520S 20	Channel w/Long Slots	13/32" x 3" Slots on 4" Centers	500	118.00	\$2,515.20	\$2,730.80	\$2,785.20	AA
AS 520BTB 10	Welded Channel (1)	Two pieces AS 520 Welded Back to Back	250	256.00	\$4,394.30	\$4,761.30	\$4,706.60	AA
AS 520BTB 20	Welded Channel (1)	Two pieces AS 520 Welded Back to Back	300	256.00	\$4,394.30	\$4,761.30	\$4,706.60	AA

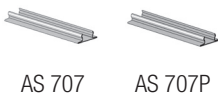
## AS 560 CHANNEL



1 5/8" x 1 3/16" x 16 Ga. unless otherwise noted.

Part No.	Description		Std. Pkg. in Ft.	Per 100 Feet				Discount Code
				Weight	PL	GR	PG	
AS 560 10	Channel	—	500	82.00	POA	POA	\$1,310.20	AA
AS 560 20	Channel	—	500	82.00	POA	POA	\$1,310.20	AA
AS 560EH 10	Channel w/Elongated Holes	9/16" x 11/8" Elongated Holes on 2" Centers	500	79.00	POA	POA	\$1,337.30	AA
AS 560EH 20	Channel w/Elongated Holes	9/16" x 11/8" Elongated Holes on 2" Centers	500	79.00	POA	POA	\$1,337.30	AA

## AS 707 RACEWAY CLOSURE STRIP



For all 1 5/8" Width Channels (10' Length)

Part No.	Description	Std. Pkg. in Ft.	Per 100 Feet					Discount Code
			Weight	GR	PG	GREY	WHITE	
AS 707 10	Metal Raceway Closure Strip	500	47.00	\$946.40	\$919.40	-	-	AA
AS 707P 10	Metal Painted Closure Strip	500	10.00	\$1,044.20	-	\$1,014.30	\$1,014.30	AA

## Price List

Effective Date: ..... March 5, 2018  
Replaces Prior Date: ..... September 4, 2017

LEGEND:  
GR: Powder Coated Supr-Green  
EG: Electro-Galvanized

PG: Pre-Galvanized  
AL: Aluminum  
HG: Hot Dipped Galvanized

PL: Plain  
SS: Stainless Steel  
ZTC: Zinc Trivalent Chromium

# CHANNEL NUTS & HARDWARE

For technical data refer to the Anvil Strut Engineering Catalog.

## CLAMPING NUTS



AS LS



AS NS



AS RS



AS SS

Description	Part No.	Size	Std. Pkg.	Per 100 Pieces		Discount Code
				Weight	EG	
Clamping Nut with Long Spring <sup>(1)</sup>	AS LS	¼" x 20	50	7.00	\$718.80	C
Clamping Nut with Long Spring <sup>(1)</sup>	AS LS	⅜" x 16	50	10.00	\$726.10	C
Clamping Nut with Long Spring <sup>(1)</sup>	AS LS	½" x 13	50	12.00	\$770.10	C
Clamping Nut with Long Spring <sup>(1)</sup>	AS LS	⅝" x 11	50	15.00	\$1,284.30	C
Clamping Nut with Long Spring <sup>(1)</sup>	AS LS	¾" x 10	50	14.00	\$1,445.20	C
Clamping Nut without Spring <sup>(4)</sup> ▲	AS NS	#10 x 24	100	7.00	\$486.90	A
Clamping Nut without Spring <sup>(4)</sup> ▲	AS NS	¼" x 20	100	6.00	\$428.60	A
Clamping Nut without Spring <sup>(4)</sup> ▲	AS NS	⅝" 18	100	6.00	\$479.70	A
Clamping Nut without Spring <sup>(4)</sup> ▲	AS NS	⅜" x 16	100	9.00	\$372.30	A
Clamping Nut without Spring <sup>(4)</sup> ▲	AS NS	½" x 13	100	11.00	\$440.70	A
Clamping Nut without Spring <sup>(4)</sup> ▲	AS NS	⅝" x 11	100	15.00	\$671.90	A
Clamping Nut without Spring <sup>(4)</sup> ▲	AS NS	¾" x 10	100	13.00	\$966.70	A
Clamping Nut without Spring <sup>(4)</sup> ▲	AS NS	⅞" x 10	100	14.00	\$1,259.90	A
Clamping Nut without Spring <sup>(4)</sup> ▲	AS NS	½" x 13	100	11.00	POA	A
Clamping Nut without Spring <sup>(4)</sup> ▲	AS NS	⅝" x 11	100	15.00	POA	A
Clamping Nut with Regular Spring <sup>(2)</sup> ▲	AS RS	#8 x 32	100	7.00	\$658.40	A
Clamping Nut with Regular Spring <sup>(2)</sup> ▲	AS RS	#10 x 24	100	7.00	\$591.70	A
Clamping Nut with Regular Spring <sup>(2)</sup> ▲	AS RS	#10 x 32	100	7.00	\$625.30	A
Clamping Nut with Regular Spring <sup>(2)</sup> ▲	AS RS	¼" x 20	100	7.00	\$430.40	A
Clamping Nut with Regular Spring <sup>(2)</sup> ▲	AS RS	⅝" 18	100	7.00	\$553.70	A
Clamping Nut with Regular Spring <sup>(2)</sup> ▲	AS RS	⅜" x 16	100	10.00	\$415.00	A
Clamping Nut with Regular Spring <sup>(2)</sup> ▲	AS RS	½" x 13	100	12.00	\$510.90	A
Clamping Nut with Regular Spring <sup>(2)</sup> ▲	AS RS	⅝" x 11	100	16.00	\$836.70	A
Clamping Nut with Regular Spring <sup>(2)</sup> ▲	AS RS	¾" x 10	100	14.00	\$1,183.80	A
Clamping Nut with Regular Spring <sup>(2)</sup> ▲	AS RS	⅞" x 9	100	14.00	\$1,659.30	A
Clamping Nut with Short Spring <sup>(3)</sup>	AS SS	#8 x 32	100	7.00	\$572.70	C
Clamping Nut with Short Spring <sup>(3)</sup>	AS SS	#10 x 24	100	7.00	\$572.70	C
Clamping Nut with Short Spring <sup>(3)</sup>	AS SS	#10 x 32	100	7.00	\$1,569.60	C
Clamping Nut with Short Spring <sup>(3)</sup>	AS SS	¼" x 20	100	7.00	\$465.40	C
Clamping Nut with Short Spring <sup>(3)</sup>	AS SS	⅝" 18	100	7.00	\$550.90	C
Clamping Nut with Short Spring <sup>(3)</sup>	AS SS	⅜" x 16	100	10.00	\$500.00	C
Clamping Nut with Short Spring <sup>(3)</sup>	AS SS	½" x 13	100	9.00	\$544.40	C
Clamping Nut with Short Spring <sup>(3)</sup>	AS SS	⅝" x 11	100	12.00	\$1,086.10	C

Sold in full box only. ▲For Stainless Steel and Zinc Tri-valent Chromium, refer to page 62 in the Specialty Strut Section.

(1) Use with AS 100 and AS 150 Channel. (2) Use with AS 200, AS 210 and AS 300 Channel. (3) Use with AS 400 and AS 500 Channel. (4) Use with all 1½" Wide Channels.

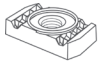
## Price List

Effective Date: ..... March 5, 2018  
Replaces Prior Date: ..... September 4, 2017

# CHANNEL NUTS & HARDWARE

For technical data refer to the Anvil Strut Engineering Catalog.

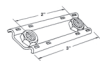
## NUTS



AS TG



AS 517



AS 3281

Description	Part No.	Size	Std. Pkg.	Per 100 Pieces		Discount Code
				Weight	EG	
Top Grip Nut with Spring on Top <sup>(1)</sup>	AS TG	1/4" x 20	100	7.00	\$614.40	C
Top Grip Nut with Spring on Top <sup>(1)</sup>	AS TG	3/8" x 16	100	10.00	\$639.20	C
Top Grip Nut with Spring on Top <sup>(1)</sup>	AS TG	1/2" x 13	100	8.00	\$674.10	C
Top Grip Nut with Spring on Top <sup>(1)</sup>	AS TG	5/16" x 18	100	6.00	POA	C
Stud Nut with RS Spring	AS 517	1/4" x 1"	100	8.00	\$2,206.60	C
Stud Nut with RS Spring	AS 517	1/4" x 1 1/4"	100	8.00	\$2,482.80	C
Stud Nut with RS Spring	AS 517	1/4" x 1 1/2"	100	9.00	\$2,510.00	C
Stud Nut with RS Spring	AS 517	1/4" x 2"	100	9.00	\$2,524.80	C
Stud Nut with RS Spring	AS 517	3/8" x 1"	100	13.00	\$2,769.10	C
Stud Nut with RS Spring	AS 517	3/8" x 1 1/4"	100	14.00	\$2,813.50	C
Stud Nut with RS Spring	AS 517	3/8" x 1 1/2"	100	14.00	\$3,253.00	C
Stud Nut with RS Spring	AS 517	3/8" x 2"	100	15.00	\$3,327.00	C
Stud Nut with RS Spring	AS 517	1/2" x 1"	100	15.00	\$3,388.80	C
Stud Nut with RS Spring	AS 517	1/2" x 1 1/4"	100	16.00	\$3,585.90	C
Stud Nut with RS Spring	AS 517	1/2" x 1 1/2"	100	17.00	\$3,618.30	C
Stud Nut with RS Spring	AS 517	1/2" x 2"	100	19.00	\$3,635.50	C
Double Conveyor Adjusting Nut <sup>(1)</sup>	AS 3281	3/8"	50	17.00	\$1,209.50	C

Sold in full box only.

(1) Use with all 1 5/8" Channel.

## HEXAGON NUT



AS 83

Description	Part No.	Size	Std. Pkg.	Per 100 Pieces		Discount Code
				Weight	EG	
Hexagon Nut	AS 83	1/4"	500	1.00	\$76.30	D
Hexagon Nut	AS 83	3/8"	500	1.00	\$99.20	D
Hexagon Nut	AS 83	1/2"	100	4.00	\$175.20	D
Hexagon Nut	AS 83	5/8"	50	7.00	\$249.00	D
Hexagon Nut	AS 83	3/4"	50	12.00	\$429.10	D

Sold in full box only.

# CHANNEL NUTS & HARDWARE

For technical data refer to the Anvil Strut Engineering Catalog.

## RODS



Fig. 135



Fig. 146

Description	Part No.	
Rod Coupling	Fig. 135	For Prices, see Anvil International Pipe Hanger List Price Sheet
Continuous Threaded Rod	Fig. 146	For Prices, see Anvil International All Thread Rod Price Sheet

## LINKED EYELET WITH STUD



AS 203

Description	Part No.	Size	Max Load	Std. Pkg.	Per 100 Pieces		Discount Code
					Weight	EG	
Linked Eyelet with Stud	AS 203	3/8"	610	100	27.00	\$6,200.40	D
Linked Eyelet with Stud	AS 203	1/2"	610	50	45.00	\$6,744.30	D

## SEISMIC ROD STIFFENER



AS 3500

Description	Part No.	Size	Std. Pkg.	Per 100 Pieces		Discount Code
				Weight	EG	
Seismic Rod Stiffener	AS 3500	3/8" – 5/8"	25	16.00	\$4,238.00	C

## Price List

Effective Date: ..... March 5, 2018  
Replaces Prior Date: ..... September 4, 2017

LEGEND:  
GR: Powder Coated Supr-Green  
EG: Electro-Galvanized

PG: Pre-Galvanized  
AL: Aluminum  
HG: Hot Dipped Galvanized

PL: Plain  
SS: Stainless Steel  
ZTC: Zinc Trivalent Chromium

# CHANNEL NUTS & HARDWARE

For technical data refer to the Anvil Strut Engineering Catalog.

## WASHERS, SCREWS AND NUTS



Description	Part No.	Size	Std. Pkg.	Per 100 Pieces		Discount Code
				Weight	EG	
Flat Washer	AS 209	1/4"	200	-	\$38.10	D
Flat Washer	AS 209	3/8"	100	2.00	\$63.30	D
Flat Washer	AS 209	1/2"	100	4.00	\$111.90	D
Flat Washer	AS 209	5/8"	100	8.00	\$238.80	D
Flat Washer	AS 209	3/4"	100	11.00	\$399.10	D
Lock Washer	AS 211	1/4"	100	50.00	\$58.40	D
Lock Washer	AS 211	3/8"	100	100.00	\$61.00	D
Lock Washer	AS 211	1/2"	100	200.00	\$94.00	D
Fender Washer	AS 230	1/4"	100	3.00	\$228.50	D
Fender Washer	AS 230	3/8"	100	3.00	\$234.00	D
Fender Washer	AS 230	1/2"	100	3.00	\$304.60	D
Slotted Hex Head Machine Screw	AS 6075	1/4" x 3/4"	100	2.00	\$116.70	D
Slotted Hex Head Machine Screw	AS 6075	5/16" x 1"	100	3.00	\$157.50	D
Slotted Hex Head Machine Screw	AS 6075	5/16" x 1 1/4"	100	3.00	\$289.70	D
Slotted Hex Head Machine Screw	AS 6075	5/16" x 1 1/2"	100	3.00	\$172.80	D
Slotted Hex Head Machine Screw	AS 6075	3/8" x 1 1/4"	100	5.00	\$302.00	D
Square Nut	AS 6108	1/4"	100	-	\$45.70	D
Square Nut	AS 6108	5/16"	100	2.00	\$94.00	D
Square Nut	AS 6108	3/8"	100	3.00	\$137.00	D
Square Nut	AS 6108	1/2"	100	6.00	\$218.60	D
Hex Head Cap Screw	AS 6024	1/4" x 3/4"	100	2.00	\$156.70	D
Hex Head Cap Screw	AS 6024	1/4" x 1"	100	2.00	\$156.70	D
Hex Head Cap Screw	AS 6024	1/4" x 1 1/4"	100	2.00	\$173.30	D
Hex Head Cap Screw	AS 6024	1/4" x 1 1/2"	100	2.00	\$185.90	D
Hex Head Cap Screw	AS 6024	3/8" x 3/4"	100	4.00	\$150.80	D
Hex Head Cap Screw	AS 6024	3/8" x 1"	100	4.00	\$157.50	D
Hex Head Cap Screw	AS 6024	3/8" x 1 1/4"	100	5.00	\$176.40	D
Hex Head Cap Screw	AS 6024	3/8" x 1 1/2"	100	6.00	\$228.10	D
Hex Head Cap Screw	AS 6024	3/8" x 2"	100	7.00	\$244.20	D
Hex Head Cap Screw	AS 6024	1/2" x 3/4"	100	8.00	\$219.40	D
Hex Head Cap Screw	AS 6024	1/2" x 1"	100	9.00	\$228.20	D
Hex Head Cap Screw	AS 6024	1/2" x 1 1/4"	100	10.00	\$263.90	D
Hex Head Cap Screw	AS 6024	1/2" x 1 1/2"	100	12.00	\$335.80	D
Hex Head Cap Screw	AS 6024	1/2" x 1 3/4"	100	13.00	\$629.00	D
Hex Head Cap Screw	AS 6024	1/2" x 2"	100	14.00	\$434.40	D

Sold in full box only.



## Price List

Effective Date: ..... March 5, 2018  
Replaces Prior Date: ..... September 4, 2017

LEGEND:  
GR: Powder Coated Supr-Green  
EG: Electro-Galvanized

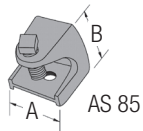
PG: Pre-Galvanized  
AL: Aluminum  
HG: Hot Dipped Galvanized

PL: Plain  
SS: Stainless Steel  
ZTC: Zinc Trivalent Chromium

# FITTINGS

For technical data refer to the Anvil Strut Engineering Catalog.

## ROD OR INSULATOR SUPPORT



Description	Part No.	Rod Size (In.)	A	B	Load Rating	Std. Pkg.	Per 100 Pieces		Discount Code
							Weight	EG	
Rod or Insulator Support	AS 85	1/4	1 1/8	1 1/4	150	50	23.00	\$1,445.20	D
Rod or Insulator Support	AS 85	1/2	2 5/8	2 1/2	400	25	195.00	\$6,271.40	D

Sold in full box only.

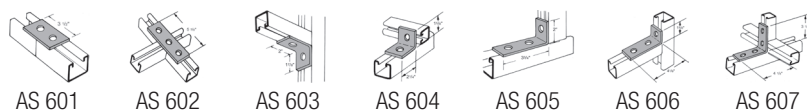
## CLAMPS



Description	Part No.	Size Range	Rod Size (In.)	Std. Pkg.	Per 100 Pieces		Discount Code
					Weight	EG	
Clamp with Lock Nut	Fig. 86	3/8" thru 3/4"	For prices, see Anvil International Pipe Hanger List Price Sheet				
Top Beam "C" Clamp	Fig. 93	3/8" thru 1/2"					
Top Beam "C" Clamp	Fig. 94	5/8" thru 3/4"					
Clamp with Lock Nut	Fig. 95	3/8" thru 3/4"					

(1) Load Rating = 75

## SPLICE PLATES AND ANGLES



Description	Part No.	Std. Pkg.	Per 100 Pieces			Discount Code
			Weight	GR	EG	
Two Hole Splice Plate	AS 601	50	38.00	\$825.00	\$810.30	D
Three Hole Splice Plate	AS 602	25	50.00	\$1,247.40	\$1,227.00	D
Two Hole End Angle	AS 603	50	38.00	\$655.90	\$657.10	D
Two Hole Corner Angle	AS 604	50	38.00	\$754.20	\$756.50	D
Three Hole Corner Angle	AS 605	25	58.00	\$1,192.40	\$1,186.70	D
Three Hole Corner Angle	AS 606	25	58.00	\$1,009.90	\$1,008.70	D
Four Hole Corner Angle	AS 607	25	78.00	\$1,404.10	\$1,344.40	D

Sold in full box only. For Zinc Tri-valent Chromium, refer to page 62 in the Specialty Strut Section.

## Price List

Sheet # AS-3.18  
Effective Date: March 5, 2018  
Replaces Prior Date: September 4, 2017

LEGEND:  
GR: Powder Coated Supr-Green  
EG: Electro-Galvanized

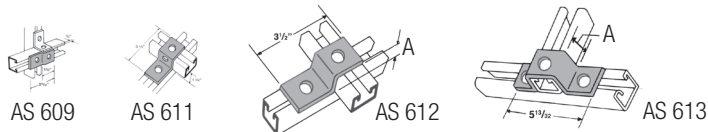
PG: Pre-Galvanized  
AL: Aluminum  
HG: Hot Dipped Galvanized

PL: Plain  
SS: Stainless Steel  
ZTC: Zinc Trivalent Chromium

# FITTINGS

For technical data refer to the Anvil Strut Engineering Catalog.

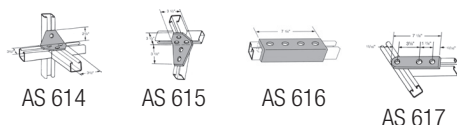
## SUPPORTS



Description	Part No.	A	Std. Pkg	Per 100 Pieces			Discount Code
				Weight	GR	EG	
Two Hole Offset "Z" Support	AS 609	-	25	38.00	\$1,500.30	\$1,479.80	D
"Z" Support <sup>(1)</sup> ▲	AS 611	-	50	55.00	\$1,479.80	\$1,403.10	D
"Z" Support <sup>(2)</sup>	AS 612	1"	50	47.00	\$2,602.40	\$2,597.50	D
"U" Support <sup>(1)</sup> ▲	AS 613	1 1/2"	25	88.00	\$1,670.20	\$1,670.20	D

(1) Use with AS 200, AS 210 and AS 500BTB. (2) Use with AS 400. ▲ For Zinc Tri-valent Chromium, refer to page 62 in the Specialty Strut Section.

## CONNECTORS AND CLEVISSES



Description	Part No.	Std. Pkg	Per 100 Pieces			Discount Code
			Weight	GR	EG	
Four Hole Joint Corner Angle	AS 614	25	103.00	\$5,407.60	\$5,514.80	D
Five Hole Shelf Joint Angle	AS 615	10	135.00	\$5,863.90	\$5,821.90	D
Four Hole Splice Clevis <sup>(1)</sup> <sup>(2)</sup>	AS 616	10	265.00	\$5,531.20	\$5,531.20	D
Three Hole Swivel Plate	AS 617	25	75.00	\$3,695.20	\$3,768.40	D
Two Hole Swivel Plate	AS 618	50	55.00	POA	POA	D

(1) Sold in full box only. (2) Use with AS 200 and AS 210.

## SQUARE WASHERS



Description	Part No.	A	Std. Pkg.	Per 100 Pieces			Discount Code
				Weight	GR	EG	
Square Washer	AS 619	1/4	100	18.00	\$376.30	\$376.30	A
Square Washer	AS 619	3/8	100	18.00	\$365.70	\$365.70	A
Square Washer	AS 619	1/2	100	17.00	\$365.70	\$365.70	A
Square Washer	AS 619	5/8	100	16.00	\$523.30	\$523.30	A
Square Washer	AS 619	3/4	100	15.00	\$609.60	\$609.60	A
Square Washer	AS 619	7/8	100	14.00	\$692.70	\$692.70	A

Sold in full box only. For Stainless Steel and Zinc Tri-valent Chromium, refer to page 63 in the Specialty Strut Section.

## Price List

Sheet # AS-3.18  
Effective Date: March 5, 2018  
Replaces Prior Date: September 4, 2017

LEGEND:  
GR: Powder Coated Supr-Green  
EG: Electro-Galvanized

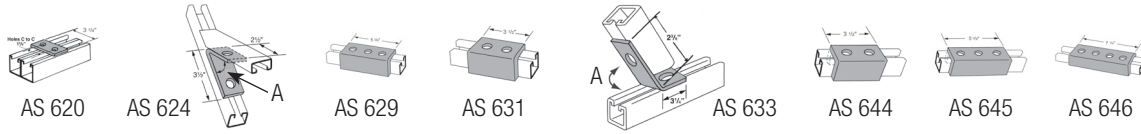
PG: Pre-Galvanized  
AL: Aluminum  
HG: Hot Dipped Galvanized

PL: Plain  
SS: Stainless Steel  
ZTC: Zinc Trivalent Chromium

# FITTINGS

For technical data refer to the Anvil Strut Engineering Catalog.

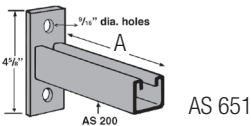
## SPLICE PLATES AND ANGLES



Description	Part No.	Angle A	Std. Pkg.	Per 100 Pieces			Discount Code
				Weight	GR	EG	
Two Hole Connecting Plate	AS 620	-	50	35.00	\$1,013.00	\$999.20	D
Two Hole Closed Angle Connector ▲	AS 624	37½°	25	58.00	\$2,137.80	\$2,137.80	D
Two Hole Closed Angle Connector ▲	AS 624	45°	25	58.00	\$1,768.30	\$1,775.50	D
Two Hole Closed Angle Connector ▲	AS 624	52½°	25	58.00	\$2,137.80	\$2,137.80	D
Two Hole Closed Angle Connector ▲	AS 624	60°	25	58.00	\$2,137.80	\$2,137.80	D
Two Hole Closed Angle Connector ▲	AS 624	67½°	25	58.00	\$2,137.80	\$2,137.80	D
Two Hole Closed Angle Connector ▲	AS 624	75°	25	58.00	\$2,137.80	\$2,137.80	D
Two Hole Closed Angle Connector ▲	AS 624	82½°	25	58.00	\$2,137.80	\$2,137.80	D
Three Hole Splice Clevis (2)	AS 629	-	20	197.00	\$5,029.80	\$5,073.10	D
Two Hole Splice Clevis (2)	AS 631	-	25	128.00	\$3,732.40	\$3,752.10	D
Two Hole Open Angle Connector (1) ▲	AS 633	82½°	25	58.00	\$2,012.80	\$2,020.50	D
Two Hole Open Angle Connector (1) ▲	AS 633	75°	25	58.00	\$2,012.80	\$2,020.50	D
Two Hole Open Angle Connector (1) ▲	AS 633	67½°	25	58.00	\$2,012.80	\$2,020.50	D
Two Hole Open Angle Connector (1) ▲	AS 633	60°	25	58.00	\$2,012.80	\$2,020.50	D
Two Hole Open Angle Connector (1) ▲	AS 633	52½°	25	58.00	\$2,012.80	\$2,020.50	D
Two Hole Open Angle Connector (1) ▲	AS 633	45°	25	58.00	\$1,606.90	\$1,495.70	D
Two Hole Open Angle Connector (1) ▲	AS 633	37½°	25	58.00	\$2,012.00	\$2,167.90	D
Two Hole Open Angle Connector (1) ▲	AS 633	30°	25	58.00	\$2,012.00	\$2,006.10	D
Two Hole Open Angle Connector (1) ▲	AS 633	22½°	25	58.00	\$2,012.00	\$2,006.10	D
Two Hole Open Angle Connector (1) ▲	AS 633	15°	25	58.00	\$2,012.00	\$2,006.10	D
Two Hole Open Angle Connector (1) ▲	AS 633	7½°	25	58.00	\$2,012.00	\$2,006.10	D
Two Hole Splice Clevis (3)	AS 644	-	20	85.00	\$2,831.60	\$2,807.90	D
Three Hole Splice Clevis (3)	AS 645	-	10	130.00	\$4,129.40	\$4,035.10	D
Four Hole Splice Clevis (4)	AS 646	-	10	176.00	\$4,917.70	\$4,832.20	D

(1) Sold in full box only. (2) Use with AS 200 and AS 210. (3) Use with AS 500 and AS 520. (4) Use with AS 500. ▲ For Zinc Tri-valent Chromium, refer to page 63 in the Specialty Strut Section.

## REVERSIBLE STRUT



Description	Part No.	A	Uniform Load	Std. Pkg.	Per 100 Pieces			Discount Code
					Weight	GR	EG	
Reversible Strut Bracket	AS 651	6"	1200	20	185.00	\$7,429.00	\$7,429.00	D
Reversible Strut Bracket	AS 651	12"	600	15	293.00	\$8,515.00	\$8,515.00	D
Reversible Strut Bracket	AS 651	18"	400	10	401.00	\$9,442.00	\$9,442.00	D
Reversible Strut Bracket	AS 651	24"	300	10	509.00	\$12,451.10	\$12,451.10	D

Sold in full box only. For Zinc Tri-valent Chromium, refer to page 63 in the Specialty Strut Section.

## Price List

Effective Date: ..... March 5, 2018  
Replaces Prior Date: ..... September 4, 2017

# FITTINGS

For technical data refer to the Anvil Strut Engineering Catalog.

## TYPE "A" END CAP

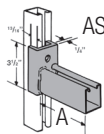


AS 655, AS 656

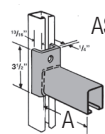
Description	Part No.	Std. Pkg.	Per 100 Pieces		Discount Code
			Weight	PG	
Type "A" End Cap	AS 655	100	11.00	\$344.60	D
Type "A" End Cap	AS 656	100	15.00	\$356.50	D

Use with AS 200 Channel. Use with AS 300 Channel and AS 349 Insert.

## STRUT BRACKETS



AS 661 T1



AS 661 T2

Description	Part No.	A	Uniform Load	Std. Pkg.	Per 100 Pieces		Discount Code
					Weight	GR	
Strut Bracket (Slot Up)	AS 661 T1	6"	1600	BULK	191.00	\$7,696.60	D
Strut Bracket (Slot Up)	AS 661 T1	12"	800	BULK	292.00	\$9,512.50	D
Strut Bracket (Slot Up)	AS 661 T1	18"	600	BULK	436.00	\$11,857.10	D
Strut Bracket (Slot Up)	AS 661 T1	24"	450	BULK	536.00	\$14,226.50	D
Strut Bracket (Slot Down)	AS 661 T2	6"	1600	BULK	191.00	\$7,696.60	D
Strut Bracket (Slot Down)	AS 661 T2	12"	800	BULK	292.00	\$9,512.50	D
Strut Bracket (Slot Down)	AS 661 T2	18"	600	BULK	436.00	\$11,854.10	D
Strut Bracket (Slot Down)	AS 661 T2	24"	450	BULK	536.00	\$14,226.50	D

(1) Mounted on 12 Ga. Channel

## CONNECTORS



AS 665



AS 666



AS 667



AS 668



AS 669

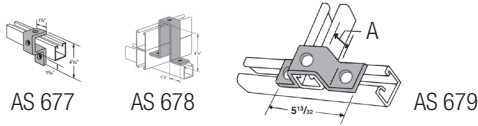
Description	Part No.	Std. Pkg.	Per 100 Pieces			Discount Code
			Weight	GR	EG	
Four Hole Double Corner Connector	AS 665	25	76.00	POA	POA	D
Six Hole Double Corner Connector	AS 666	25	115.00	\$3,101.10	\$3,120.50	D
Eight Hole Double Corner Connector	AS 667	10	155.00	\$3,258.00	\$3,278.30	D
Six Hole Three Angle Connector	AS 668	10	113.00	\$3,433.00	\$3,454.60	D
Twelve Hole Three Angle Clevis Connector	AS 669	10	230.00	\$3,620.40	\$3,643.10	D

For Zinc Tri-valent Chromium, refer to page 64 in the Specialty Strut Section.

## FITTINGS

For technical data refer to the Anvil Strut Engineering Catalog.

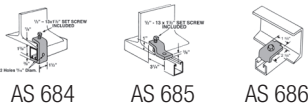
### SUPPORTS



Description	Part No.	A	Std. Pkg.	Per 100 Pieces			Discount Code
				Weight	GR	EG	
Cup Support for Standard Single Strut <sup>(1)</sup>	AS 677	-	25	76.00	\$2,886.80	\$2,934.30	D
Three Hole "U" Support <sup>(2)</sup>	AS 678	-	10	197.00	\$6,437.50	\$6,399.60	D
"U" Support <sup>(3)</sup> ▲	AS 679	3 1/4	25	128.00	\$4,366.80	\$4,455.30	D

(1) Use with AS 200 and AS 210. (2) Use with AS 150BTB. (3) Use with AS 100, AS 200BTB, and AS 210BTB. ▲For Zinc Tri-valent Chromium, refer to page 64 in the Specialty Strut Section.

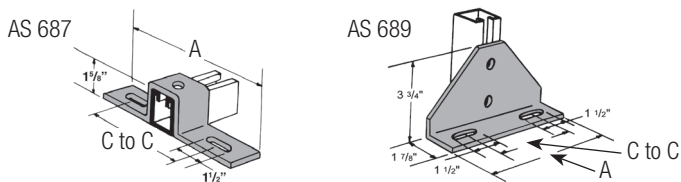
### CLAMPS



Description	Part No.	Load Rating	Std. Pkg.	Per 100 Pieces			Discount Code
				Weight	GR	EG	
Beam Clamp <sup>(1)</sup>	AS 684	500	25	94.00	\$4,088.10	\$4,000.00	D
Beam Clamp <sup>(1)</sup>	AS 685	450	20	63.00	\$3,944.40	\$3,920.80	D
Beam Clamp <sup>(2) (3)</sup>	AS 686	600 <sup>(4)</sup>	50	26.00	\$1,103.20	\$1,117.60	D

(1) Includes cup point and set screw. (2) Order AS 6024 1/2" x 1 1/2" separately. (3) Sold in full box only. (4) Load Rating when used with 12 Ga. Channel. 14 Ga. Channel is 500 lbs.

### SUPPORTS AND CLAMPS



Description	Part No.	A	C to C	Std. Pkg.	Per 100 Pieces			Discount Code
					Weight	GR	EG	
Slotted "U" Support <sup>(1)</sup>	AS 687 A	7 1/4"	4 1/8"	10	105.00	\$4,181.30	\$4,222.20	D
Slotted "U" Support <sup>(1)</sup>	AS 687 B	8 1/2"	5 3/8"	10	120.00	\$4,678.30	\$4,743.00	D
Slotted "U" Support <sup>(1)</sup>	AS 687 C	10 5/8"	7 1/4"	10	130.00	\$5,049.70	\$5,327.20	D
Adjustable Double Slotted Corner Connector	AS 689 A	6 5/8"	4"	10	190.00	\$5,415.80	\$5,415.80	D
Adjustable Double Slotted Corner Connector	AS 689 B	8 5/8"	6"	10	242.00	\$8,322.20	\$8,130.10	D

(1) Use with AS 200 and AS 210.

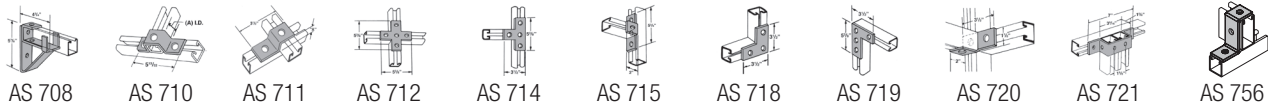
## Price List

Effective Date: ..... March 5, 2018  
Replaces Prior Date: ..... September 4, 2017

# FITTINGS

For technical data refer to the Anvil Strut Engineering Catalog.

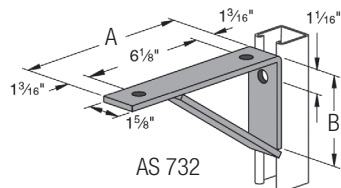
## SUPPORTS AND PLATES



Description	Part No.	Std. Pkg.	Per 100 Pieces			Discount Code
			Weight	GR	EG	
Single Channel Bracket Support <sup>(1)</sup>	AS 708	20	235.00	\$14,294.40	\$14,294.40	D
"U" Support <sup>(2)</sup>	AS 710	25	84.00	\$3,530.50	\$3,452.40	D
"Z" Support <sup>(2)</sup>	AS 711	25	53.00	\$2,723.60	\$2,655.00	D
Cross Plate ▲	AS 712	10	105.00	\$4,492.20	\$4,510.00	D
"T" Plate <sup>(4)</sup> ▲	AS 714	25	80.00	\$2,531.20	\$2,492.20	D
"T" Plate—90° Angle	AS 715	20	71.00	\$3,486.90	\$3,511.00	D
Flat Angle Plate <sup>(4)</sup> ▲	AS 718	50	58.00	\$1,708.00	\$1,687.70	D
Four Hole Corner Plate	AS 719	20	80.00	\$3,108.70	\$3,170.10	D
Right Hand Angle Plate Connector ▲	AS 720 RH	25	55.00	\$3,118.80	\$3,138.30	D
Left Hand Angle Plate Connector ▲	AS 720 LH	25	55.00	\$3,118.80	\$3,138.30	D
"U" Support <sup>(3)</sup>	AS 721	25	105.00	\$5,389.70	\$5,464.00	D
"Z" Support <sup>(3)</sup> ▲	AS 756	25	70.00	\$3,898.20	\$3,898.20	D

(1) Use with AS 200, AS 210 and AS 500BTB. (2) Use with AS 300. (3) Use with AS 100, AS 200BTB, and AS 210BTB. (4) Sold in full box only. ▲For Zinc Tri-valent Chromium, refer to page 64 in the Specialty Strut Section.

## SHELF BRACKET



Description	Part No.	A	B	Uniform Load	Std. Pkg.	Per 100 Pieces		Discount Code
						Weight	GR	
Shelf Bracket	AS 732	8"	6"	800	BULK	168.00	\$8,909.80	D
Shelf Bracket	AS 732	10"	6"	800	BULK	202.00	\$9,509.20	D
Shelf Bracket	AS 732	12"	6"	900	BULK	258.00	\$10,002.70	D
Shelf Bracket	AS 732	14"	6"	900	BULK	292.00	\$16,685.70	D
Shelf Bracket	AS 732	16"	6"	1200	BULK	381.00	\$23,505.00	D
Shelf Bracket	AS 732	18"	6"	1200	BULK	416.00	\$24,644.00	D
Shelf Bracket	AS 732	20"	6"	1200	BULK	461.00	\$25,783.20	D

Mounted on 12 Ga. Channel

## FITTINGS

For technical data refer to the Anvil Strut Engineering Catalog.

### SUPPORTS



AS 733



AS 735

Description	Part No.	Std. Pkg.	Per 100 Pieces			Discount Code
			Weight	GR	EG	
Six Hole "U" Support <sup>(1)</sup>	AS 733	10	171.00	\$8,873.80	\$9,049.50	D
Eight Hole "U" Support <sup>(2)</sup>	AS 735	10	257.00	\$10,175.30	\$10,238.90	D

(1) Use with AS 200, AS 210. (2) Use with AS 200BTB.

### CONNECTORS



AS 744



AS 745



AS 747



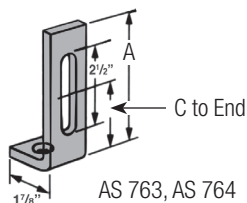
AS 748



AS 750

Description	Part No.	Std. Pkg.	Per 100 Pieces			Discount Code
			Weight	GR	EG	
Flat Corner Connector	AS 744	25	70.00	\$2,669.20	\$2,722.30	D
Three Hole Corner Angle <sup>(1)</sup>	AS 745	50	58.00	\$1,245.30	\$1,332.80	D
Symmetrical Four Hole Connector	AS 747	20	105.00	\$4,247.80	\$4,332.10	D
Four Hole Corner Joint Connector	AS 748	25	105.00	\$4,662.30	\$4,735.90	D
Four Hole Corner Connector	AS 750	20	105.00	\$3,481.80	\$3,477.20	D

### SLOTTED ADJUSTMENT CORNER ANGLE



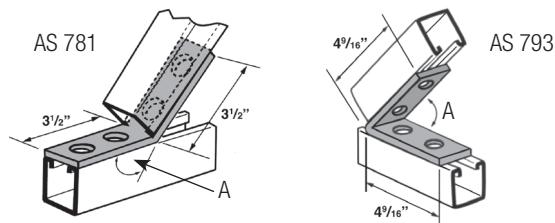
Description	Part No.	A	C To End	Std. Pkg.	Per 100 Pieces			Discount Code
					Weight	GR	EG	
Slotted Adjustment Two Hole Corner Angle	AS 763	4 7/8"	2 1/2"	25	65.00	\$2,653.80	\$2,486.50	D
Slotted Adjustment Corner Angle	AS 764	6 7/8"	4 1/2"	25	85.00	\$3,340.20	\$3,361.20	D



## FITTINGS

For technical data refer to the Anvil Strut Engineering Catalog.

### ANGLE CONNECTORS



Description	Part No.	Angle A	Std. Pkg.	Per 100 Pieces			Discount Code
				Weight	GR	EG	
Four Hole Open Angle Connector	AS 781	7½°	25	78.00	\$2,986.40	\$2,862.50	D
Four Hole Open Angle Connector	AS 781	15°	25	78.00	\$2,986.40	\$2,862.50	D
Four Hole Open Angle Connector	AS 781	22½°	25	78.00	\$2,986.40	\$2,862.50	D
Four Hole Open Angle Connector	AS 781	30°	25	78.00	\$2,986.40	\$2,862.50	D
Four Hole Open Angle Connector	AS 781	37½°	25	78.00	\$2,986.40	\$2,862.50	D
Four Hole Open Angle Connector	AS 781	45°	25	78.00	\$2,833.60	\$2,673.90	D
Four Hole Open Angle Connector	AS 781	52½°	25	78.00	\$2,986.40	\$2,862.50	D
Four Hole Open Angle Connector	AS 781	60°	25	78.00	\$2,986.40	\$2,862.50	D
Four Hole Open Angle Connector	AS 781	67½°	25	78.00	\$2,986.40	\$2,862.50	D
Four Hole Open Angle Connector	AS 781	75°	25	78.00	\$2,986.40	\$2,862.50	D
Four Hole Open Angle Connector	AS 781	82½°	25	78.00	\$2,986.40	\$2,862.50	D
Four Hole Closed Angle Connector	AS 793	37½°	25	100.00	\$4,539.60	\$4,398.90	D
Four Hole Closed Angle Connector	AS 793	45°	25	100.00	\$3,721.70	\$3,606.30	D
Four Hole Closed Angle Connector	AS 793	52½°	25	100.00	\$4,539.60	\$4,398.90	D
Four Hole Closed Angle Connector	AS 793	60°	25	100.00	\$4,539.60	\$4,466.90	D
Four Hole Closed Angle Connector	AS 793	67½°	25	100.00	\$4,539.60	\$4,466.90	D
Four Hole Closed Angle Connector	AS 793	75°	25	100.00	\$4,539.60	\$4,466.90	D
Four Hole Closed Angle Connector	AS 793	82½°	25	100.00	\$4,539.60	\$4,466.90	D

### TWO HOLE ANGLE



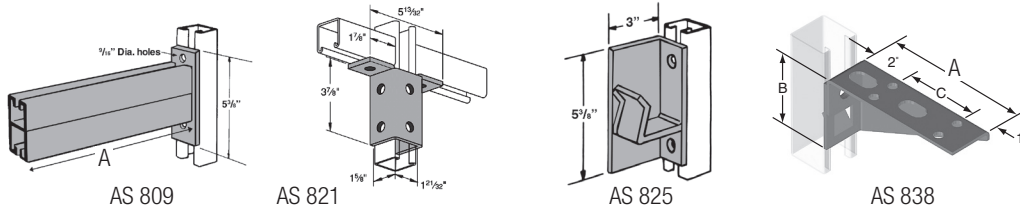
AS 806

Description	Part No.	Std. Pkg.	Per 100 Pieces			Discount Code
			Weight	GR	EG	
Two Hole Angle with Impressions on both legs	AS 806	50	40.00	\$1,252.40	\$1,207.60	D

## FITTINGS

For technical data refer to the Anvil Strut Engineering Catalog.

### BRACKETS, CONNECTORS AND SUPPORTS



Description	Part No.	A	Uniform Load	Std. Pkg.	Per 100 Pieces			Discount Code
					Weight	GR	EG	
Double Channel Bracket <sup>(1)</sup>	AS 809	12"	2000	BULK	502.00	\$17,269.70	\$17,269.70	D
Double Channel Bracket <sup>(1)</sup>	AS 809	18"	1300	BULK	692.00	\$20,537.90	\$20,537.90	D
Double Channel Bracket <sup>(1)</sup>	AS 809	24"	1000	BULK	882.00	\$24,152.00	\$24,152.00	D
Double Channel Bracket <sup>(1)</sup>	AS 809	30"	800	BULK	1072.00	\$27,488.10	\$27,488.10	D
Double Channel Bracket <sup>(1)</sup>	AS 809	36"	650	BULK	1262.00	\$31,946.10	\$31,946.10	D
Eight Hole Double Angle Connector ▲	AS 821	-	-	10	150.00	\$6,107.40	\$6,107.40	D
Right Hand Pipe Axle Support	AS 825 RH	-	2500	10	220.00	\$8,333.80	\$8,608.70	D
Left Hand Pipe Axle Support	AS 825 LH	-	2500	10	220.00	\$8,333.80	\$8,608.70	D
RH/LH Shelf Bracket <sup>(2)</sup>	AS 838	6"	275	25	58.00	\$3,412.10	\$3,415.50	D
RH/LH Shelf Bracket <sup>(2)</sup>	AS 838	8"	275	25	83.00	\$3,785.20	\$3,788.80	D
RH/LH Shelf Bracket <sup>(2)</sup>	AS 838	10"	275	25	114.00	\$3,983.40	\$3,987.10	D
RH/LH Shelf Bracket <sup>(2)</sup>	AS 838	12"	275	25	149.00	\$5,333.30	\$5,338.60	D
RH/LH Shelf Bracket <sup>(2)</sup>	AS 838	14"	275	25	174.00	\$6,407.80	\$6,414.40	D
RH/LH Shelf Bracket <sup>(2)</sup>	AS 838	16"	275	20	225.00	\$7,225.50	\$7,232.70	D
RH/LH Shelf Bracket <sup>(2)</sup>	AS 838	18"	275	20	255.00	\$8,835.50	\$8,844.00	D
RH/LH Shelf Bracket <sup>(2)</sup>	AS 838	20"	275	20	295.00	\$10,591.70	\$10,602.20	D
RH/LH Shelf Bracket <sup>(2)</sup>	AS 838	22"	275	BULK	361.00	\$12,481.70	\$12,494.00	D
RH/LH Shelf Bracket <sup>(2)</sup>	AS 838	24"	275	BULK	396.00	\$13,327.50	\$13,340.80	D
RH/LH Shelf Bracket <sup>(2)</sup>	AS 838	26"	275	BULK	456.00	\$14,104.10	\$14,118.10	D
RH/LH Shelf Bracket <sup>(2)</sup>	AS 838	28"	275	BULK	479.00	\$14,981.00	\$14,995.90	D
RH/LH Shelf Bracket <sup>(2)</sup>	AS 838	30"	275	BULK	544.00	\$15,919.20	\$15,935.00	D

(1) Mounted on 12 Ga. Channel. (2) Uniform Load Rating 275 lbs. When Mounted on 12 Ga. Channel. ▲For Zinc Tri-valent Chromium, refer to page 64 in the Specialty Strut Section.

## Price List

Effective Date: ..... March 5, 2018  
Replaces Prior Date: ..... September 4, 2017

# FITTINGS

For technical data refer to the Anvil Strut Engineering Catalog.

## CONNECTORS AND CLAMPS



AS 854



AS 855



AS 858



AS 865

Description	Part No.	Length	Load Rating	Std. Pkg.	Per 100 Pieces			Discount Code
					Weight	GR	EG	
Five Hole Flat Connector	AS 854	5 3/8"	-	25	148.00	\$6,383.10	\$6,393.50	D
Angular "I" Beam Clamp <sup>(1) (4)</sup>	AS 855 1	-	500	25	107.00	\$2,598.70	\$2,639.70	D
Angular "I" Beam Clamp <sup>(2) (4)</sup>	AS 855 2	-	500	25	98.00	\$3,152.00	\$3,152.00	D
Heavy Duty Suspension Rod Beam Clamps <sup>(3)</sup>	AS 858	1/4" x 20	650	10	67.00	-	\$5,178.70	D
Heavy Duty Suspension Rod Beam Clamps <sup>(3)</sup>	AS 858	5/16" x 18	650	10	67.00	-	\$5,836.70	D
Heavy Duty Suspension Rod Beam Clamps <sup>(3)</sup>	AS 858	3/8" x 16	1100	10	67.00	-	\$5,478.60	D
Heavy Duty Suspension Rod Beam Clamps <sup>(3)</sup>	AS 858	1/2" x 13	1600	10	130.00	-	\$6,054.80	D
Heavy Duty Suspension Rod Beam Clamps <sup>(3)</sup>	AS 858	5/8" x 11	2400	10	160.00	-	\$9,392.20	D
Heavy Duty Suspension Rod Beam Clamps <sup>(3)</sup>	AS 858	3/4" x 10	2400	10	160.00	-	\$11,408.00	D
Wide Throat Heavy Duty Beam Clamp <sup>(3)</sup>	AS 865	1/4" x 20	800	10	151.00	-	\$10,153.00	D
Wide Throat Heavy Duty Beam Clamp <sup>(3)</sup>	AS 865	3/8" x 16	1300	10	195.00	-	\$9,933.30	D
Wide Throat Heavy Duty Beam Clamp <sup>(3)</sup>	AS 865	1/2" x 13	1900	10	225.00	-	\$19,265.30	D

(1) Use with AS 200, and AS 210. (2) Use with AS 500. (3) Includes Set Screw (Safety Anchor Strap AS 871 to be ordered separately according to length required.) (4) Sold in full box only.

## SAFETY ANCHOR STRAP



AS 871

Description	Part No.	Length	Std. Pkg	Per 100 Pieces		Discount Code
				Weight	EG	
Safety Anchor Strap	AS 871	9"	BULK	33.00	\$1,326.70	D
Safety Anchor Strap	AS 871	12"	BULK	48.00	\$1,476.90	D
Safety Anchor Strap	AS 871	15"	BULK	57.00	\$1,499.20	D

(For Heavy Duty Beam Clamps.) Use with AS 858, and AS 865. (Cannot be used with 5/8" Rod Size Beam Clamps and larger.) Subject to purchase minimums.

## FOUR HOLE SPLICE PLATE



AS 888

Description	Part No.	Std. Pkg.	Per 100 Pieces			Discount Code
			Weight	GR	EG	
Four Hole Splice Plate ▲	AS 888	25	78.00	\$1,760.60	\$1,607.50	D
Five Hole Splice Plate	AS 889	50	94.00	POA	POA	D

Sold in full box only. ▲ For Zinc Tri-valent Chromium, refer to page 64 in the Specialty Strut Section.

## Price List

Sheet # AS-3.18  
Effective Date: March 5, 2018  
Replaces Prior Date: September 4, 2017

LEGEND:  
GR: Powder Coated Supr-Green  
EG: Electro-Galvanized

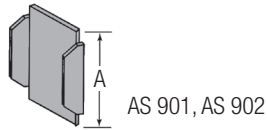
PG: Pre-Galvanized  
AL: Aluminum  
HG: Hot Dipped Galvanized

PL: Plain  
SS: Stainless Steel  
ZTC: Zinc Trivalent Chromium

# FITTINGS

For technical data refer to the Anvil Strut Engineering Catalog.

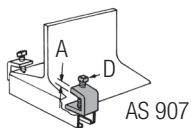
## TYPE "A" END CAP



Description	Part No.	A	Std. Pkg.	Per 100 Pieces		Discount Code
				Weight	PG	
Type "A" End Cap	AS 901	1"	100	11.00	\$386.30	D
Type "A" End Cap	AS 902	3 1/4"	100	22.00	\$2,182.40	D

Use with AS 100 and AS 400 Channel

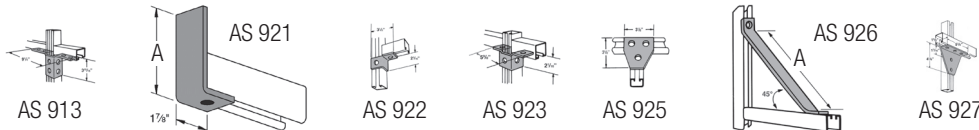
## "I" BEAM CLAMP



Description	Part No.	A	D	Load Rating	Std. Pkg.	Per 100 Pieces			Discount Code
						Weight	GR	EG	
"I" Beam Clamp	AS 907	1/4"	3/8 x 16 x 1 1/2	500	50	26.00	\$2,982.30	\$3,068.70	D

Includes Cup Point Set Screw.

## CONNECTORS AND ANGLES



Description	Part No.	A	Std. Pkg.	Per 100 Pieces			Discount Code
				Weight	GR	EG	
Ten Hole Two Angle Clevis Connector ▲	AS 913	—	10	193.00	\$10,540.20	\$10,606.30	D
One Hole Angle	AS 921 A	3 7/8"	25	61.00	\$2,036.80	\$2,225.30	D
One Hole Angle	AS 921 B	5 7/8"	25	84.00	\$2,535.40	\$2,560.60	D
One Hole Angle	AS 921 C	7 7/8"	25	107.00	\$3,137.20	\$3,180.80	D
One Hole Angle	AS 921 D	9 7/8"	25	130.00	\$3,695.20	\$3,729.50	D
Two Hole Single Corner Angle Connector ▲	AS 922 RH	—	20	60.00	\$4,032.00	\$4,057.50	D
Two Hole Single Corner Angle Connector ▲	AS 922 LH	—	20	60.00	\$4,032.00	\$4,032.00	D
Five Hole Two Angle Connector ▲	AS 923	—	25	93.00	\$5,324.70	\$5,345.80	D
Symmetrical Three Hole Joint Connector	AS 925	—	25	70.00	\$3,283.60	\$3,348.60	D
Strut Brace	AS 926	12"	15	160.00	\$4,399.50	\$4,482.30	D
Strut Brace	AS 926	18"	10	218.00	\$4,664.60	\$4,730.80	D
Strut Brace	AS 926	24"	BULK	280.00	\$5,994.00	\$5,994.00	D
Five Hole Corner Connector	AS 927	—	10	154.00	\$6,495.30	\$6,525.40	D

▲For Stainless Steel and Zinc Tri-valent Chromium, refer to page 64 in the Specialty Strut Section.

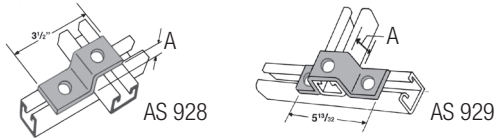
## Price List

Effective Date: ..... March 5, 2018  
Replaces Prior Date: ..... September 4, 2017

## FITTINGS

For technical data refer to the Anvil Strut Engineering Catalog.

### SUPPORTS



Description	Part No.	A	Std. Pkg.	Per 100 Pieces			Discount Code
				Weight	GR	EG	
"Z" Support	AS 928	1 3/16"	50	47.00	\$1,789.80	\$1,800.80	D
"U" Support	AS 929	1 3/16"	25	71.00	\$2,530.30	\$2,530.30	D

Use with AS 500 and AS 520. For Zinc Tri-valent Chromium, refer to page 64 in the Specialty Strut Section.

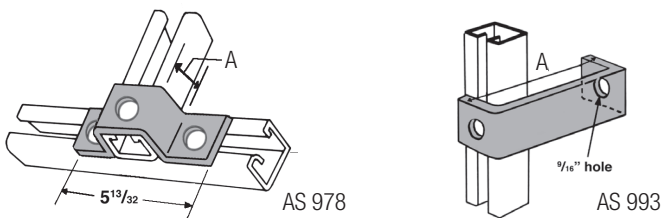
### TYPE "A" END CAP



Description	Part No.	Std. Pkg.	Per 100 Pieces		Discount Code
			Weight	PG	
Type "A" End Cap	AS 930	200	5.00	\$377.60	D

Use with AS 500 Channel

### SUPPORTS AND CLEVISES



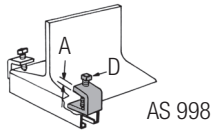
Description	Part No.	A	Std. Pkg.	Per 100 Pieces			Discount Code
				Weight	GR	EG	
"U" Support <sup>(1)</sup>	AS 978	1"	20	71.00	\$2,803.20	\$2,861.40	D
Inside Clevis	AS 993	4"	25	78.00	\$2,651.30	\$2,667.80	D
Inside Clevis	AS 993	5"	25	89.00	\$2,890.10	\$2,948.30	D
Inside Clevis	AS 993	6"	25	101.00	\$3,183.60	\$3,246.70	D
Inside Clevis	AS 993	7"	25	112.00	\$3,471.60	\$3,540.20	D
Inside Clevis	AS 993	8"	20	124.00	\$3,651.30	\$3,723.60	D

(1) Use with AS 400

## FITTINGS

For technical data refer to the Anvil Strut Engineering Catalog.

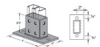
### "I" BEAM CLAMP



Description	Part No.	A	D	Load Rating	Std. Pkg.	Per 100 Pieces		Discount Code
						Weight	EG	
"I" Beam Clamp	AS 998	3/8"	1/2 x 13 x 1 1/2	500	25	83.00	\$3,147.60	D

Includes Set Screw.

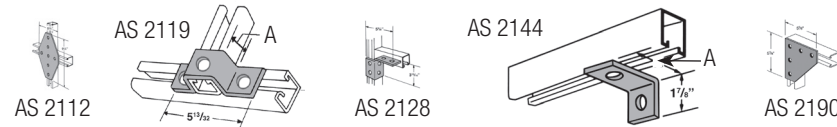
### DOUBLE COLUMN POST BASE



Description	Part No.	Std. Pkg.	Per 100 Pieces			Discount Code
			Weight	GR	EG	
Double Column Post Base Double Column Post Base	AS 3064AS 2064	10	408.00	\$11,533.90	\$11,593.10	

Use with AS 100, AS 200BTB, AS 200STS, AS 200BTS and AS 200STSR

### CONNECTORS



Description	Part No.	A	Std. Pkg.	Per 100 Pieces			Discount Code
				Weight	GR	EG	
Seven Hole Cross Connector	AS 2112	-	10	240.00	\$8,380.10	\$8,545.60	D
"U" Connector <sup>(1)</sup>	AS 2119	1 5/8"	25	95.00	\$4,088.20	\$4,045.80	D
Right Hand Six Hole Corner Connector	AS 2128 RH	-	10	119.00	\$5,451.30	\$5,485.30	D
Left Hand Six Hole Corner Connector	AS 2128 LH	-	10	119.00	\$5,451.30	\$5,485.30	D
Corner Angle	AS 2144	3"	25	49.00	\$1,797.30	\$1,808.70	D
Corner Angle	AS 2144	3 1/2"	25	54.00	\$1,990.30	\$2,002.90	D
Corner Angle	AS 2144	4"	25	61.00	\$2,067.40	\$2,080.50	D
Flat Corner Connector	AS 2190	-	20	150.00	\$5,595.70	\$5,573.70	D

(1) Use with AS 200 and AS 210.

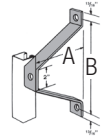
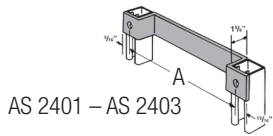
## Price List

Effective Date: ..... March 5, 2018  
Replaces Prior Date: ..... September 4, 2017

# FITTINGS

For technical data refer to the Anvil Strut Engineering Catalog.

## LADDER AND STAIR SUPPORTS



Description	Part No.	A	B	Std. Pkg.	Per 100 Pieces			Discount Code
					Weight	GR	HG	
Ladder Rung	AS 2401	12"	-	10	186.00	\$5,371.60	\$6,217.50	D
Ladder Rung	AS 2402	15"	-	20	221.00	\$5,512.80	\$6,500.50	D
Ladder Rung	AS 2403	18"	-	20	254.00	\$6,361.90	\$6,783.30	D
Wall Ladder Bracket	AS 2404	2 3/8"	6"	10	113.00	\$3,816.00	\$4,181.20	D
Wall Ladder Bracket	AS 2405	4 3/8"	8"	10	164.00	\$5,230.10	\$5,538.70	D
Wall Ladder Bracket	AS 2406	6 3/8"	10"	10	216.00	\$6,500.50	\$6,924.80	D
Wall Ladder Bracket	AS 2407	8 3/8"	12"	10	267.00	\$7,207.30	\$7,688.60	D
Wall Ladder Bracket	AS 2408	10 3/8"	14"	10	318.00	\$8,251.60	\$9,100.00	D
45° Stair Tread Support	AS 2421	-	-	20	220.00	\$7,914.70	\$8,477.70	D
37 1/2° Stair Tread Support	AS 2422	-	-	25	213.00	\$7,773.30	\$7,773.30	D

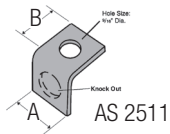
## SQUARE WASHERS



Description	Part No.	Size	Std. Pkg.	Per 100 Pieces			Discount Code
				Weight	GR	EG	
Square Washer with Channel Guide	AS 2504	1/4"	100	18.00	\$753.30	\$793.50	D
Square Washer with Channel Guide	AS 2504	3/8"	100	18.00	\$660.90	\$696.30	D
Square Washer with Channel Guide	AS 2504	1/2"	100	17.00	\$660.90	\$696.30	D

Sold in full box only.

## END CAP WITH KNOCK OUT



Description	Part No.	A	B	Std. Pkg.	Per 100 Pieces		Discount Code
					Weight	EG	
End Cap with Knock Out <sup>(1)</sup>	AS 2511 1	3 1/4"	1 3/4"	50	31.00	\$2,815.90	D
End Cap with Knock Out <sup>(2)</sup>	AS 2511 2	1 5/8"	1 3/4"	50	27.00	\$2,198.10	D
End Cap with Knock Out <sup>(3)</sup>	AS 2511 3	1 5/8"	1 3/4"	50	26.00	\$2,672.90	D

(1) Use with AS 100. (2) Use with AS 200 and AS 210. (3) Use with AS 300



## FITTINGS

For technical data refer to the Anvil Strut Engineering Catalog.

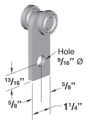
### TWO HOLE ADJUSTMENT ANGLE



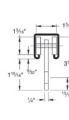
AS 2520

Description	Part No.	Std. Pkg.	Per 100 Pieces			Discount Code
			Weight	GR	EG	
Two Hole Adjustment Angle	AS 2520	25	42.00	\$2,168.10	\$2,144.50	D

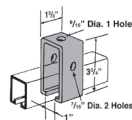
### TROLLEYS



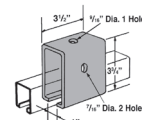
AS 2521



AS 2522



AS 2528



AS 2528-1

Description	Part No.	Load Rating	Std. Pkg.	Per 100 Pieces			Discount Code
				Weight	GR	EG	
Two Wheel Trolley <sup>(1)</sup>	AS 2521	300	20	46.00	-	\$12,768.40	D
Four Wheel Trolley <sup>(1)</sup>	AS 2522	600	10	110.00	-	\$19,214.40	D
Trolley Beam Standard Support <sup>(2)</sup>	AS 2528	600	10	102.00	\$5,531.20	\$5,640.80	D
Trolley Beam Joint Support <sup>(2)</sup>	AS 2528-1	2500	10	220.00	\$7,495.20	\$7,542.20	D

(1) Use with AS 200. (2) Use with AS 200 and AS 210 Channels.

### SLOTTED 90° ANGLE



AS 2545

Description	Part No.	Std. Pkg.	Per 100 Pieces			Discount Code
			Weight	GR	EG	
Slotted 90° Angle	AS 2545	50	38.00	\$2,047.40	\$1,930.40	D

### CONDUIT CONNECTOR FITTING ASSEMBLY



AS 2560, AS 2561

Description	Part No.	Use With	Std. Pkg.	Per 100 Pieces		Discount Code
				Weight	EG	
Conduit Connector Fitting Assembly	AS 2560	1/2" Conduit	50	36.00	\$3,084.80	D
Conduit Connector Fitting Assembly	AS 2561	3/4" Conduit	25	36.00	\$3,412.80	D

## Price List

Effective Date: ..... March 5, 2018  
Replaces Prior Date: ..... September 4, 2017

# FITTINGS

For technical data refer to the Anvil Strut Engineering Catalog.

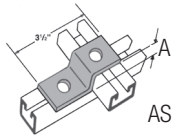
## TYPE "A" END CAP



AS 2580

Description	Part No.	Std. Pkg.	Per 100 Pieces		Discount Code
			Weight	EG	
Type "A" End Cap	AS 2580	100	18.00	\$1,537.30	D

## "Z" SUPPORT

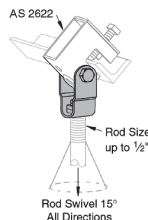
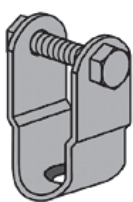


AS 2601

Description	Part No.	A	Std. Pkg.	Per 100 Pieces			Discount Code
				Weight	GR	HG	
"Z" Support	AS 2601	2 1/16"	25	67.00	\$3,079.80	\$3,169.40	D

Use with AS 150.

## SWIVEL ADAPTER

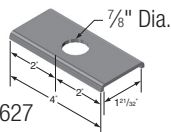


AS 2623

Description	Part No.	Load Rating	Std. Pkg.	Per 100 Pieces		Discount Code
				Weight	EG	
Swivel Adapter	AS 2623	300	50	31.00	\$1,416.50	D

Use with AS 2622 Beam Clamp.

## SPACER CLEVIS



AS 2627

Description	Part No.	Std. Pkg.	Per 100 Pieces		Discount Code
			Weight	EG	
Spacer Clevis	AS 2627	25	24.00	\$1,779.30	D



## Price List .....Sheet # AS-3.18

Effective Date: ..... March 5, 2018

Replaces Prior Date: .....September 4, 2017

LEGEND:  
GR: Powder Coated Supr-Green  
EG: Electro-Galvanized

PG: Pre-Galvanized  
AL: Aluminum  
HG: Hot Dipped Galvanized

PL: Plain  
SS: Stainless Steel  
ZTC: Zinc Trivalent Chromium

# FITTINGS

For technical data refer to the Anvil Strut Engineering Catalog.

## HANGERS

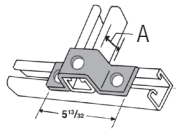


AS 2631

Description	Part No.	Size	Load Rating	Std. Pkg.	Per 100 Pieces		Discount Code
					Weight	EG	
AS 2631 Swing Gate Fixture Hanger <sup>(1)</sup>	AS 2631	9/16"	90	20	27.00	\$1,856.40	D
AS 2631 D Swing Gate Fixture Hanger <sup>(2)</sup>	AS 2631 D	9/16"	90	20	33.00	\$2,411.90	D

(1) Use with AS 200, AS 210, AS 300, AS 400 and AS 500. (2) Use with AS 100, AS 150, AS 200BTB and AS 210BTB.

## "U" SUPPORTS



AS 2648

Description	Part No.	A	Std. Pkg.	Per 100 Pieces			Discount Code
				Weight	GR	EG	
"U" Support	AS 2648	2 1/16"	25	108.00	\$4,364.00	\$4,403.20	D

Use with AS 150.

## BEAM CLAMP



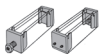
AS 2651

Description	Part No.	Load Rating	Std. Pkg.	Per 100 Pieces		Discount Code
				Weight	EG	
Beam Clamp <sup>(1)</sup>	AS 2651 T1	1000	25	80.00	\$1,857.00	D
Beam Clamp <sup>(2)</sup>	AS 2651 T2	1000	25	80.00	\$2,225.80	D

Sold in full box only. For Zinc Tri-valent Chromium, refer to page 67 in the Specialty Strut Section.

(1) Use with AS 200, AS 210, AS 300, AS 400, AS 500 and AS 520. (2) Use with AS 100, AS 150 and AS 200BTB.

## COLUMN ATTACHMENT



AS 2654

Description	Part No.	Slip Rating	Std. Pkg.	Per 100 Pieces			Discount Code
				Weight	GR	EG	
Column Attachment <sup>(1)</sup>	AS 2654	800	25	41.00	\$6,593.10	\$7,202.10	D

(1) Use with AS 200.

Channel

Nuts & Hardware

Fittings

Pipe/Conduit Supports

Klo-Shure

Concrete Inserts

Specialty Strut

Technical Data





## Price List

Effective Date: ..... March 5, 2018

Replaces Prior Date: ..... September 4, 2017

LEGEND:  
GR: Powder Coated Supr-Green  
EG: Electro-Galvanized

PG: Pre-Galvanized  
AL: Aluminum  
HG: Hot Dipped Galvanized

PL: Plain  
SS: Stainless Steel  
ZTC: Zinc Trivalent Chromium

# FITTINGS

For technical data refer to the Anvil Strut Engineering Catalog.

## BEAM CLAMPS



AS 2656

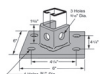


AS 2657

Description	Part No.	Std. Pkg.	Per 100 Pieces		Discount Code
			Weight	EG	
"U" Bolt Beam Clamp with Hook <sup>(1)</sup>	AS 2656 T1 6	10	130.00	\$5,156.50	D
"U" Bolt Beam Clamp with Hook <sup>(1)</sup>	AS 2656 T1 12	10	142.00	\$5,331.60	D
"U" Bolt Beam Clamp with Hook <sup>(2)</sup>	AS 2656 T2 6	10	141.00	\$5,356.80	D
"U" Bolt Beam Clamp with Hook <sup>(2)</sup>	AS 2656 T2 12	10	153.00	\$6,314.60	D
Double "U" Bolt Beam Clamp <sup>(1)</sup>	AS 2657 T1 6	10	204.00	\$9,606.40	D
Double "U" Bolt Beam Clamp <sup>(1)</sup>	AS 2657 T1 12	10	210.00	\$9,934.30	D
Double "U" Bolt Beam Clamp <sup>(2)</sup>	AS 2657 T2 6	10	226.00	\$10,541.10	D
Double "U" Bolt Beam Clamp <sup>(2)</sup>	AS 2657 T2 12	10	232.00	\$10,879.10	D

Note: Specify 6" or 12" Max Flange Width. (1) Use with AS 200, AS 210, AS 300, AS 400, AS 500 and AS 520. (2) Use with AS 100, AS 150 and AS 200BTB.

## POST BASES



AS 3013



AS 3025



AS 3029



AS 3033



AS 3040

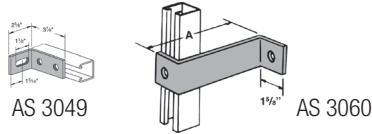
Description	Part No.	Std. Pkg.	Per 100 Pieces			Discount Code
			Weight	GR	EG	
Single Column Post Base <sup>(1)</sup>	AS 3013	10	307.00	\$9,515.00	\$9,543.30	D
Single Column Post Base <sup>(1)</sup>	AS 3013 SQ	5	307.00	\$9,413.20	\$9,543.30	D
Single Column Post Base <sup>(1)</sup>	AS3013FL	10	230.00	\$9,687.30	\$11,140.20	D
Post Base <sup>(1)</sup> (3)	AS 3025	10	358.00	\$9,093.10	\$9,060.00	D
Post Base <sup>(1)</sup> (3)	AS 3025 FL	10	358.00	\$9,105.00	\$9,060.00	D
Double Column Post Base <sup>(2)</sup>	AS 3029	5	325.00	\$11,434.00	\$11,505.60	D
Post Base <sup>(1)</sup> (3) ▲	AS 3033	10	373.00	\$9,823.60	\$9,823.60	D
Post Base <sup>(1)</sup> (3) ▲	AS 3033 SQ	10	373.00	\$9,826.50	\$9,823.60	D
Post Base <sup>(1)</sup>	AS 3040	10	297.00	\$10,696.80	\$10,647.80	D

(1) Use with AS 200 and AS 210. (2) Use with all 3/4" Channels. (3) Sold in full box only. ▲For Zinc Tri-valent Chromium, refer to page 67 in the Specialty Strut Section.

## FITTINGS

For technical data refer to the Anvil Strut Engineering Catalog.

### CONNECTORS



Description	Part No.	A	Std. Pkg.	Per 100 Pieces			Discount Code
				Weight	GR	EG	
Two Hole Slotted 90° Corner Connector	AS 3049	-	25	66.00	POA	POA	D
Offset Connector	AS 3060	4"	25	81.00	\$3,101.10	\$3,120.50	D
Offset Connector	AS 3060	5"	25	92.00	\$3,258.00	\$3,278.30	D
Offset Connector	AS 3060	6"	25	104.00	\$3,433.00	\$3,454.60	D
Offset Connector	AS 3060	7"	25	115.00	\$3,620.40	\$3,643.10	D
Offset Connector	AS 3060	8"	25	127.00	\$4,548.80	\$4,638.80	D

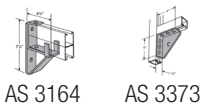
### DOUBLE COLUMN POST BASE



Description	Part No.	Std. Pkg.	Per 100 Pieces			Discount Code
			Weight	GR	EG	
Double Column Post Base	AS 3064	10	408.00	\$11,533.90	\$11,593.10	D
Double Column Post Base	AS3064SQ	10	408.00	POA	POA	D

Use with all 3/4" Channels. For Zinc Tri-valent Chromium, refer to page 67 in the Specialty Strut Section.

### SUPPORTS AND BRACKETS



Description	Part No.	Std. Pkg.	Per 100 Pieces			Discount Code
			Weight	GR	EG	
Double Channel Bracket Support <sup>(1)</sup>	AS 3164	10	273.00	\$17,416.10	\$17,433.50	D
Universal Angle Bracket ▲	AS 3373	10	134.00	\$3,385.00	\$3,218.60	D

(1) Use with all 3/4" Channels. ▲ For Zinc Tri-valent Chromium, refer to page 67 in the Specialty Strut Section.

## Price List

Effective Date: ..... March 5, 2018  
Replaces Prior Date: ..... September 4, 2017

# FITTINGS

For technical data refer to the Anvil Strut Engineering Catalog.

## SAFETY END CAPS



AS 6153

Description	Part No.	Size	Std. Pkg.	Per 100 Pieces			Discount Code
				Weight	RED	WHITE	
Safety End Cap <sup>(1)</sup>	AS 6153	1	100	1.00	\$2,273.20	\$2,273.20	D
Safety End Cap <sup>(2)</sup>	AS 6153	2	100	2.00	\$2,165.20	\$2,226.40	D
Safety End Cap <sup>(3)</sup>	AS 6153	3	100	2.00	\$2,165.20	\$2,165.20	D
Safety End Cap <sup>(4)</sup>	AS 6153	5	100	2.00	\$2,221.50	\$2,476.90	D

(1) Use with AS 100. (2) Use with AS 200 and AS 210. (3) Use with AS 300. (4) Use with AS 500.

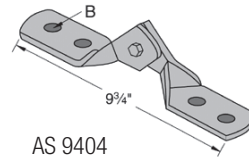
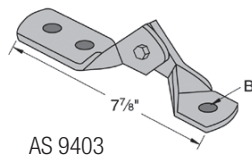
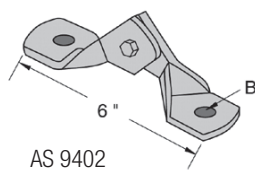
## ADJUSTABLE BASE



AS 9400

Description	Part No.	Std. Pkg.	Per 100 Pieces			Discount Code
			Weight	GR	EG	
Adjustable Base	AS 9400	10	307.00	\$10,684.30	\$15,406.30	D
Double Adjustable Base	AS 9401	5	497.00	POA	POA	D

## HINGE CONNECTORS



Description	Part No.	Hole Diameter B	Std. Pkg.	Per 100 Pieces		Discount Code
				Weight	EG	
Two Hole Hinge Connector	AS 9402	1/2"	15	90.00	\$9,910.20	D
Two Hole Hinge Connector	AS 9402	5/8"	15	88.00	\$11,101.00	D
Two Hole Hinge Connector	AS 9402	3/4"	15	86.00	\$11,440.10	D
Three Hole Hinge Connector	AS 9403	1/2"	15	108.00	\$10,769.10	D
Three Hole Hinge Connector	AS 9403	5/8"	15	107.00	\$11,779.70	D
Three Hole Hinge Connector	AS 9403	3/4"	15	106.00	\$12,116.40	D
Four Hole Hinge Connector	AS 9404	1/2"	10	126.00	\$11,440.10	D

# PIPE & CONDUIT SUPPORT

For technical data refer to the Anvil Strut Engineering Catalog.

## RIGHT ANGLE PIPE OR CONDUIT CLAMP



AS 51

Description	Part No.	Size	Std. Pkg.	Per 100 Pieces		Discount Code
				Weight	EG	
Right Angle Pipe or Conduit Clamp	AS 51	3/8"	50	25.00	\$2,208.40	D
	AS 51	1/2"	50	41.00	\$2,081.60	D
	AS 51	3/4"	50	42.00	\$2,072.40	D
	AS 51	1"	50	47.00	\$2,254.30	D
	AS 51	1 1/4"	50	54.00	\$2,590.60	D
	AS 51	1 1/2"	50	57.00	\$3,079.40	D
	AS 51	2"	50	85.00	\$3,987.10	D
	AS 51	2 1/2"	50	106.00	\$4,101.00	D
	AS 51	3"	25	110.00	\$5,484.00	D
	AS 51	3 1/2"	50	128.00	\$8,038.70	D
	AS 51	4"	50	140.00	\$8,323.90	D

## HANGERS AND "U" BOLTS



Fig. 67



Fig. 69



Fig. 137

Description	Part No.	Size Range	
Pipe or Conduit Hanger	Fig. 67	1/2" thru 6"	For prices, see Anvil International Pipe Hanger List Price Sheet
Swivel Ring Hanger	Fig. 69	1/2" thru 4"	
"U" Bolts with Nuts Long Tangent	Fig. 137	1/2" thru 4"	

## CONDUIT CLAMP



AS 270

Description	Part No.	Size	Std. Pkg.	Per 100 Pieces		Discount Code
				Weight	EG	
Conduit Clamp	AS 270	3/8"-1 1/2"	50	6.00	\$331.80	D
	AS 270	3/4"	50	8.00	\$349.70	D
	AS 270	1"	50	9.00	\$365.40	D
	AS 270	1 1/4"	25	11.00	\$522.70	D
	AS 270	1 1/2"	25	19.00	\$779.80	D
	AS 270	2"	50	27.00	\$881.30	D





LEGEND:  
GR: Powder Coated Supr-Green  
EG: Electro-Galvanized

PG: Pre-Galvanized  
AL: Aluminum  
HG: Hot Dipped Galvanized

PL: Plain  
SS: Stainless Steel  
ZTC: Zinc Trivalent Chromium

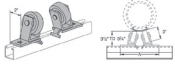
## Price List

Effective Date: ..... March 5, 2018  
Replaces Prior Date: ..... September 4, 2017

# PIPE & CONDUIT SUPPORT

For technical data refer to the Anvil Strut Engineering Catalog.

## (6" TO 16" PIPE) DOUBLE ROLLER PIPE SUPPORT



AS 815 6-16

Description	Part No.	Load Rating	Std. Pkg.	Per 100 Pieces			Discount Code
				Weight	EG	HG	
(6" to 16" Pipe) Double Roller Pipe Support	AS 815 6-16	1500	5	680.00	\$24,831.30	-	D

Order nuts and bolts separately

## EMT CONDUIT CLAMP PRE-ASSEMBLED



AS 1000AS

**NOW ONLY OFFERED IN PRE-ASSEMBLED**

Description	Part No.	Size	O.D. Size	Load Rating	Std. Pkg.	Per 100 Pieces		Discount Code
						Weight	EG	
Pre-Assembled EMT Conduit Clamps	AS 1000AS	½"	0.707	400	100	11.00	\$436.50	B
	AS 1000AS	¾"	0.922	400	100	12.00	\$446.40	B
	AS 1000AS	1"	1.163	600	100	15.00	\$517.90	B
	AS 1000AS	1¼"	1.51	600	100	18.00	\$582.40	B
	AS 1000AS	1½"	1.74	800	50	29.00	\$722.10	B
	AS 1000AS	2"	2.197	800	50	33.00	\$754.40	B

## PIPE & CONDUIT SUPPORT

For technical data refer to the Anvil Strut Engineering Catalog.

### RIGID STEEL CONDUIT CLAMPS PRE-ASSEMBLED



AS 1100AS

**NOW ONLY OFFERED IN PRE-ASSEMBLED**

Description	Part No.	Size	O.D. Size	Load Rating	Std. Pkg.	Per 100 Pieces		Discount Code
						Weight	EG	
Pre-Assembled Rigid Steel Conduit and Pipe Clamps	AS 1100AS	3/8"	0.675	400	100	10.00	\$575.30	A
	AS 1100AS	1/2"	0.840	400	100	11.00	\$481.70	A
	AS 1100AS	3/4"	1.050	600	100	15.00	\$496.20	A
	AS 1100AS	1	1.315	600	100	17.00	\$566.60	A
	AS 1100AS	1 1/4"	1.660	600	50	19.00	\$642.40	A
	AS 1100AS	1 1/2"	1.900	800	50	29.00	\$829.20	A
	AS 1100AS	2"	2.375	800	50	34.00	\$897.00	A
	AS 1100AS	2 1/2"	2.875	800	50	40.00	\$1,047.50	A
	AS 1100AS	3	3.500	800	25	47.00	\$1,157.20	A
	AS 1100AS	3 1/2"	4.000	1000	25	62.00	\$1,209.90	A
	AS 1100AS	4"	4.500	1000	25	67.00	\$1,472.10	A
	AS 1100AS	5"	5.563	1000	25	80.00	\$2,104.30	A
	AS 1100AS	6"	6.625	1000	25	102.00	\$2,628.60	A
	AS 1100AS	8"	8.625	1000	25	110.00	\$3,785.00	A
	AS 1100AS	10"	10.750	1000	10	130.00	\$5,031.80	A
	AS 1100AS	12"	12.750	1000	10	170.00	\$7,209.00	A

Also for IMC and GRC. Sold in full box only. For Stainless Steel and Zinc Tri-valent Chromium, refer to page 65 in the Specialty Strut Section.

### O.D. TUBING CLAMP PRE-ASSEMBLED



AS 1200AS

**NOW ONLY OFFERED IN PRE-ASSEMBLED**

Description	Part No.	Size	O.D. Size	Load Rating	Std. Pkg.	Per 100 Pieces			Discount Code
						Weight	EG	Copper Plated	
Pre-Assembled O.D. Tubing Clamp	AS 1200AS	1/4"	1/8"	400	100	8.00	\$628.70	POA	A
	AS 1200AS	3/8"	1/4"	400	100	8.00	\$379.80	\$467.90	A
	AS 1200AS	1/2"	3/8"	400	100	8.00	\$389.30	\$505.70	A
	AS 1200AS	5/8"	1/2"	400	100	10.00	\$399.10	\$543.70	A
	AS 1200AS	3/4"	5/8"	400	100	11.00	\$408.90	POA	A
	AS 1200AS	7/8"	3/4"	400	100	12.00	\$424.40	\$613.70	A
	AS 1200AS	1"	7/8"	600	100	14.00	\$499.90	POA	A
	AS 1200AS	1 1/8"	1"	600	100	15.00	\$559.90	\$664.00	A
	AS 1200AS	1 1/4"	1 1/8"	600	100	16.00	\$575.60	POA	A
	AS 1200AS	1 3/8"	1 1/4"	600	50	17.00	\$599.90	\$887.90	A
	AS 1200AS	1 1/2"	1 3/8"	600	50	18.00	\$639.80	POA	A
	AS 1200AS	1 5/8"	1 1/2"	600	50	19.00	\$679.80	\$986.30	A
	AS 1200AS	1 3/4"	1 5/8"	800	50	29.00	\$879.80	POA	A
	AS 1200AS	1 7/8"	1 3/4"	800	50	28.00	\$919.80	POA	A
	AS 1200AS	2"	1 7/8"	800	50	31.00	\$959.50	POA	A

Sold in full box only. For Stainless Steel and Zinc Tri-valent Chromium, refer to page 66 in the Specialty Strut Section.

## Price List

Sheet # AS-3.18  
Effective Date: March 5, 2018  
Replaces Prior Date: September 4, 2017

LEGEND:  
GR: Powder Coated Supr-Green  
EG: Electro-Galvanized

PG: Pre-Galvanized  
AL: Aluminum  
HG: Hot Dipped Galvanized

PL: Plain  
SS: Stainless Steel  
ZTC: Zinc Trivalent Chromium

# PIPE & CONDUIT SUPPORT

For technical data refer to the Anvil Strut Engineering Catalog.

Description	Part No.	Size	O.D. Size	Load Rating	Std. Pkg.	Per 100 Pieces			Discount Code
						Weight	EG	Copper Plated	
Pre-Assembled O.D. Tubing Clamp	AS 1200AS	2 1/8"	2"	800	50	32.00	\$999.70	\$1,428.90	A
	AS 1200AS	2 1/4"	2 1/8"	800	50	33.00	\$1,032.20	POA	A
	AS 1200AS	2 3/8"	2 1/4"	800	50	34.00	\$1,032.20	POA	A
	AS 1200AS	2 1/2"	2 3/8"	800	50	35.00	\$1,072.80	POA	A
	AS 1200AS	2 5/8"	2 1/2"	800	50	37.00	\$1,113.20	\$1,660.20	A
	AS 1200AS	2 3/4"	2 5/8"	800	50	38.00	\$1,153.60	POA	A
	AS 1200AS	2 7/8"	2 3/4"	800	50	40.00	\$1,194.30	POA	A
	AS 1200AS	3"	2 7/8"	800	50	41.00	\$1,732.70	POA	A
	AS 1200AS	3 1/8"	3"	800	50	43.00	\$1,778.70	\$1,945.60	A
	AS 1200AS	3 1/4"	3 1/8"	800	50	45.00	\$1,825.60	POA	A
	AS 1200AS	3 3/8"	3 1/4"	800	50	46.00	\$1,870.80	POA	A
	AS 1200AS	3 1/2"	3 3/8"	800	50	47.00	\$1,908.40	POA	A
	AS 1200AS	3 5/8"	3 1/2"	800	25	56.00	\$2,071.70	\$2,413.90	A
	AS 1200AS	3 3/4"	3 5/8"	800	25	58.00	\$2,282.40	POA	A
	AS 1200AS	3 7/8"	3 3/4"	1000	25	60.00	\$2,348.20	POA	A
	AS 1200AS	4"	3 7/8"	1000	25	62.00	\$2,420.20	POA	A
	AS 1200AS	4 1/8"	4"	1000	25	62.00	\$2,523.60	\$2,803.70	A
	AS 1200AS	4 1/4"	4 1/8"	1000	25	64.00	\$2,649.40	-	A
	AS 1200AS	4 3/8"	4 1/4"	1000	25	66.00	\$2,699.30	-	A
	AS 1200AS	4 1/2"	4 3/8"	1000	25	67.00	\$2,812.50	-	A
	AS 1200AS	4 5/8"	4 1/2"	1000	25	70.00	\$2,850.00	-	A
	AS 1200AS	4 3/4"	4 5/8"	1000	25	72.00	\$2,875.10	-	A
	AS 1200AS	4 7/8"	4 3/4"	1000	25	73.00	\$2,889.80	-	A
	AS 1200AS	5"	4 7/8"	1000	25	74.00	\$2,904.10	-	A
	AS 1200AS	5 1/8"	5"	1000	25	76.00	\$3,003.40	-	A
	AS 1200AS	5 1/4"	5 1/8"	1000	25	77.00	\$3,116.80	-	A
	AS 1200AS	5 3/8"	5 1/4"	1000	25	78.00	\$3,062.10	-	A
	AS 1200AS	5 1/2"	5 3/8"	1000	25	79.00	\$3,163.70	-	A
	AS 1200AS	5 5/8"	5 1/2"	1000	25	88.00	\$3,728.20	-	A
	AS 1200AS	5 3/4"	5 5/8"	1000	25	90.00	\$3,867.20	-	A
	AS 1200AS	5 7/8"	5 3/4"	1000	25	92.00	\$3,909.90	-	A
	AS 1200AS	6"	5 7/8"	1000	25	94.00	\$3,892.40	-	A
	AS 1200AS	6 1/8"	6"	1000	25	96.00	\$3,917.90	-	A
	AS 1200AS	6 1/4"	6 1/8"	1000	25	98.00	\$4,156.30	-	A
	AS 1200AS	6 3/8"	6 1/4"	1000	25	99.00	\$4,131.00	-	A
	AS 1200AS	6 1/2"	6 3/8"	1000	25	100.00	\$4,607.90	-	A
	AS 1200AS	6 5/8"	6 1/2"	1000	25	102.00	\$4,823.80	-	A
	AS 1200AS	6 3/4"	6 5/8"	1000	25	104.00	\$4,889.10	-	A
	AS 1200AS	6 7/8"	6 3/4"	1000	25	106.00	\$4,843.60	-	A
	AS 1200AS	7"	6 7/8"	1000	25	108.00	\$5,085.70	-	A
	AS 1200AS	7 1/8"	7"	1000	25	110.00	\$5,134.60	-	A
	AS 1200AS	7 1/4"	7 1/8"	1000	25	112.00	\$5,160.20	-	A
	AS 1200AS	7 3/8"	7 1/4"	1000	25	116.00	\$5,532.90	-	A
	AS 1200AS	7 1/2"	7 3/8"	1000	25	114.00	\$5,284.40	-	A
	AS 1200AS	7 5/8"	7 1/2"	1000	25	117.00	\$5,406.70	-	A
	AS 1200AS	7 3/4"	7 5/8"	1000	25	119.00	\$5,365.80	-	A
	AS 1200AS	7 7/8"	7 3/4"	1000	25	121.00	\$5,482.10	-	A
	AS 1200AS	8"	7 7/8"	1000	25	123.00	\$5,600.50	-	A
	AS 1200AS	8 1/8"	8"	1000	25	125.00	\$6,466.70	-	A
	AS 1200AS	8 1/4"	8 1/8"	1000	25	126.00	\$6,590.80	-	A
	AS 1200AS	8 3/8"	8 1/4"	1000	25	128.00	\$6,714.40	-	A
	AS 1200AS	8 1/2"	8 3/8"	1000	25	129.00	\$6,837.30	-	A
	AS 1200AS	8 5/8"	8 1/2"	1000	25	130.00	\$6,325.40	-	A

Sold in full box only. For Stainless Steel and Zinc Tri-valent Chromium, refer to page 66 in the Specialty Strut Section.



## Price List

Sheet # AS-3.18  
Effective Date: March 5, 2018  
Replaces Prior Date: September 4, 2017

LEGEND:  
GR: Powder Coated Supr-Green  
EG: Electro-Galvanized

PG: Pre-Galvanized  
AL: Aluminum  
HG: Hot Dipped Galvanized

PL: Plain  
SS: Stainless Steel  
ZTC: Zinc Trivalent Chromium

# PIPE & CONDUIT SUPPORT

For technical data refer to the Anvil Strut Engineering Catalog.

## UNIVERSAL PIPE CLAMP



AS 1300AS

**NOW ONLY OFFERED IN PRE-ASSEMBLED**

Description	Part No.	Size	O.D. Size	Load Rating	Std. Pkg.	Per 100 Pieces		Discount Code
						Weight	EG	
Pre-Assembled Universal Clamp	AS 1300AS	1/2"	0.706 to 0.840	250	100	10.00	\$488.70	B
	AS 1300AS	3/4"	0.922 to 1.050	400	100	11.00	\$504.80	B
	AS 1300AS	1"	1.163 to 1.315	400	100	12.00	\$590.10	B
	AS 1300AS	1 1/4"	1.510 to 1.660	400	100	18.00	\$661.90	B
	AS 1300AS	1 1/2"	1.740 to 1.900	500	50	20.00	\$809.10	B
	AS 1300AS	2"	2.197 to 2.375	500	100	22.00	\$843.40	B

For EMT, IMC, GC, Pipe or O.D. Tube

## ONE HOLE CLAMP FOR O.D. TUBING



AS 1450

Description	Part No.	Size	Std. Pkg.	Per 100 Pieces		Discount Code
				Weight	EG	
One Hole Clamp for O.D. Tubing	AS 1450	1/4"	100	4.00	\$689.10	B
	AS 1450	3/8"	100	5.00	\$697.10	B
	AS 1450	1/2"	100	6.00	\$742.30	B
	AS 1450	5/8"	100	8.00	\$879.00	B
	AS 1450	3/4"	100	9.00	\$921.60	B
	AS 1450	7/8"	50	10.00	\$969.30	B
	AS 1450	1"	50	11.00	\$1,019.40	B

Use with 1 1/2" Wide Channel.

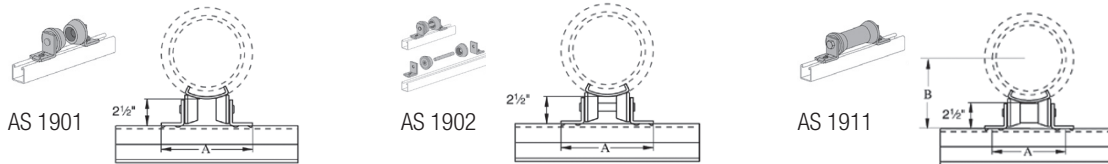
## Price List

Effective Date: ..... March 5, 2018  
Replaces Prior Date: ..... September 4, 2017

# PIPE & CONDUIT SUPPORT

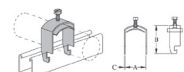
For technical data refer to the Anvil Strut Engineering Catalog.

## ROLLER SUPPORTS



Description	Part No.	Size	A	Load Rating	Std. Pkg.	Per 100 Pieces		Discount Code
						Weight	EG	
(1/2"–4" Pipe) Pipe Roller Support	AS 1901	-	-	500	10	125.00	\$11,969.00	D
(1/2"–8" Pipe) Pipe Roller Support	AS 1902	1"–2"	6 3/4"	750	10	299.00	\$13,403.00	D
(1/2"–8" Pipe) Pipe Roller Support	AS 1902	2 1/2"–3 1/2"	7 1/2"	750	10	304.00	\$13,403.00	D
(1/2"–8" Pipe) Pipe Roller Support	AS 1902	4"–6"	8 1/2"	750	10	311.00	\$14,798.40	D
(1/2"–8" Pipe) Pipe Roller Support	AS 1902	8"	9 9/16"	750	10	319.00	\$13,298.40	D
Pipe Roller	AS 1911	2"–3 1/2"	-	950	25	160.00	\$7,726.10	D
Pipe Roller	AS 1911	4"–6"	-	950	20	215.00	\$8,510.00	D
Pipe Roller	AS 1911	8"–10"	-	950	BULK	525.00	\$18,718.40	D
Pipe Roller	AS 1911	12"–14"	-	950	BULK	1025.00	\$28,363.60	D

## ONE PIECE CABLE AND CONDUIT CLAMP



AS 3101–AS 3115

Description	Part No.	Size	Std. Pkg.	Per 100 Pieces		Discount Code
				Weight	EG	
One Piece Cable and Conduit Clamp	AS 3101	3/8"	100	6.00	\$1,204.30	D
One Piece Cable and Conduit Clamp	AS 3102	1/2"	100	7.00	\$1,267.50	D
One Piece Cable and Conduit Clamp	AS 3103	3/4"	100	12.00	\$1,318.20	D
One Piece Cable and Conduit Clamp	AS 3104	1"	100	15.00	\$1,391.70	D
One Piece Cable and Conduit Clamp	AS 3105	1 1/4"	100	19.00	\$1,491.10	D
One Piece Cable and Conduit Clamp	AS 3106	1 1/2"	100	20.00	\$1,719.50	D
One Piece Cable and Conduit Clamp	AS 3107	1 3/4"	100	25.00	\$2,052.40	D
One Piece Cable and Conduit Clamp	AS 3108	2"	100	35.00	\$2,263.30	D
One Piece Cable and Conduit Clamp	AS 3109	2 3/8"	75	41.00	\$2,953.90	D
One Piece Cable and Conduit Clamp	AS 3110	2 3/4"	75	60.00	\$3,172.50	D
One Piece Cable and Conduit Clamp	AS 3111	3 1/4"	75	64.00	\$4,137.50	D
One Piece Cable and Conduit Clamp	AS 3112	3 3/4"	50	91.00	\$4,904.90	D
One Piece Cable and Conduit Clamp	AS 3113	4"	40	100.00	\$5,100.30	D
One Piece Cable and Conduit Clamp	AS 3114	4 3/8"	30	115.00	\$5,354.40	D
One Piece Cable and Conduit Clamp	AS 3115	4 3/4"	DISCONTINUED			

# PIPE & CONDUIT SUPPORT

For technical data refer to the Anvil Strut Engineering Catalog.

## HOLD DOWN CLAMP



AS 3126

Description	Part No.	Size	Load Rating	Std. Pkg.	Per 100 Pieces		Discount Code
					Weight	EG	
Hold Down Clamp	AS 3126	½"	500	50	23.00	\$1,942.00	B
	AS 3126	¾"	500	50	26.00	\$2,046.30	B
	AS 3126	1"	500	25	31.00	\$2,117.50	B
	AS 3126	1¼"	500	25	35.00	\$2,202.70	B
	AS 3126	1½"	500	25	39.00	\$2,265.10	B
	AS 3126	2"	1000	25	94.00	\$3,563.20	B
	AS 3126	2½"	1000	25	114.00	\$3,813.20	B
	AS 3126	3"	1000	25	133.00	\$4,005.20	B
	AS 3126	3½"	1000	10	152.00	\$3,059.30	B
	AS 3126	4"	1000	BULK	176.00	\$4,524.80	B
	AS 3126	5"	1000	BULK	198.00	\$6,494.00	B
	AS 3126	6"	1000	BULK	225.00	\$6,881.70	B

## PARALLEL PIPE CLAMP



AS 3138

Description	Part No.	Size	Load Rating	Std. Pkg.	Per 100 Pieces		Discount Code
					Weight	EG	
Parallel Pipe Clamp	AS 3138	⅜"	300	50	27.00	POA	B
	AS 3138	½"	300	50	29.00	POA	B
	AS 3138	¾"	300	50	30.00	POA	B
	AS 3138	1"	400	50	31.00	POA	B
	AS 3138	1¼"	400	50	38.00	POA	B
	AS 3138	1½"	500	50	40.00	POA	B
	AS 3138	2"	500	25	47.00	POA	B
	AS 3138	2½"	500	25	66.00	POA	B
	AS 3138	3"	500	25	78.00	POA	B
	AS 3138	3½"	500	25	87.00	POA	B
	AS 3138	4"	500	25	90.00	POA	B



## Price List

Effective Date: ..... Sheet # AS-3.18  
 Replaces Prior Date: ..... March 5, 2018  
 ..... September 4, 2017

LEGEND:  
 GR: Powder Coated Supr-Green  
 EG: Electro-Galvanized

PG: Pre-Galvanized  
 AL: Aluminum  
 HG: Hot Dipped Galvanized

PL: Plain  
 SS: Stainless Steel  
 ZTC: Zinc Trivalent Chromium

# PIPE & CONDUIT SUPPORT

For technical data refer to the Anvil Strut Engineering Catalog.

## CUSHION STRIP



AS 3792

Description	Part No.	Std. Pkg. Ft. / Box	Per 100 Pieces		Discount Code
			Weight	EPDM	
Cushion Strip	AS 3792	20	253.00	\$29,527.60	D

Service Temperature -50°F to 275°F.

## CUSHION CLAMP ASSEMBLY



AS 0040D-AS 106P

Pipe Series						
Description	Part No.	Pipe size	Std. Pkg.	Per 100 Pieces		Discount Code
				Weight	EG/ZD	
Cushion Clamp Assembly	AS 009P	¼" Pipe	25	13.00	\$1,634.90	A
Cushion Clamp Assembly	AS 011P	⅜" Pipe	25	14.00	\$1,714.80	A
Cushion Clamp Assembly	AS 014P	½" Pipe	25	15.00	\$1,794.50	A
Cushion Clamp Assembly	AS 017P	¾" Pipe	20	17.00	\$1,834.40	A
Cushion Clamp Assembly	AS 021P	1" Pipe	20	19.00	\$2,361.20	A
Cushion Clamp Assembly	AS 027P	1¼" Pipe	20	35.00	\$3,363.10	A
Cushion Clamp Assembly	AS 0300DP	1½" Pipe	20	39.00	\$4,039.80	A
Cushion Clamp Assembly	AS 0380DP	2" Pipe	10	47.00	\$5,346.30	A
Cushion Clamp Assembly	AS 0460DP	2½" Pipe	5	55.00	\$7,231.10	A
Cushion Clamp Assembly	AS 0560DP	3" Pipe	5	55.00	\$11,370.60	A
Cushion Clamp Assembly	AS 0640DP	3½" Pipe	5	88.00	\$14,994.20	A
Cushion Clamp Assembly	AS 0720DP	4" Pipe	5	110.00	\$22,111.70	A
Cushion Clamp Assembly	AS 089P	5" Pipe	BULK	130.00	\$36,218.10	A
Cushion Clamp Assembly	AS 106P	6" Pipe	BULK	140.00	\$47,189.10	A

Sold in full box only. Service Temperature: -65°F to 275°F.

Approvals: UL 2043 Fire Test for Heat and Visible Smoke Release • 25/50 Flame Spread/Smoke Development Index





## Price List

Sheet # AS-3.18  
Effective Date: March 5, 2018  
Replaces Prior Date: September 4, 2017

LEGEND:  
GR: Powder Coated Supr-Green  
EG: Electro-Galvanized

PG: Pre-Galvanized  
AL: Aluminum  
HG: Hot Dipped Galvanized

PL: Plain  
SS: Stainless Steel  
ZTC: Zinc Trivalent Chromium

# PIPE & CONDUIT SUPPORT

For technical data refer to the Anvil Strut Engineering Catalog.

## CUSHION CLAMP ASSEMBLY



AS 0040D-AS 106P

Tube Series						
Description	Part No.	O.D. Size	Std. Pkg.	Per 100 Pieces		Discount Code
				Weight	EG/ZD	
Cushion Clamp Assembly	AS 0040D	¼"	25	10.00	\$1,223.50	A
Cushion Clamp Assembly	AS 0060DN	⅜"	25	11.00	\$1,223.50	A
Cushion Clamp Assembly	AS 0080DN	½"	25	13.00	\$1,223.50	A
Cushion Clamp Assembly	AS 0100DN	⅝"	25	14.00	\$1,229.60	A
Cushion Clamp Assembly	AS 0120DN	¾"	25	14.00	\$1,355.80	A
Cushion Clamp Assembly	AS 0140DN	⅞"	25	15.00	\$1,435.70	A
Cushion Clamp Assembly	AS 0160D	1"	25	17.00	\$1,674.80	A
Cushion Clamp Assembly	AS 0180DN	1⅛"	20	18.00	\$1,714.80	A
Cushion Clamp Assembly	AS 0200D	1¼"	20	18.00	\$2,459.20	A
Cushion Clamp Assembly	AS 0220DN	1⅝"	20	20.00	\$2,012.60	A
Cushion Clamp Assembly	AS 0240D	1½"	20	33.00	\$2,791.60	A
Cushion Clamp Assembly	AS 0260DN	1⅞"	20	35.00	\$2,592.00	A
Cushion Clamp Assembly	AS 0280D	1¾"	20	37.00	\$3,363.10	A
Cushion Clamp Assembly	AS 0320D	2"	10	41.00	\$5,037.80	A
Cushion Clamp Assembly	AS 0340D	2⅛"	10	46.00	\$4,381.40	A
Cushion Clamp Assembly	AS 0400D	2½"	5	49.00	\$5,902.00	A
Cushion Clamp Assembly	AS 0420D	2⅝"	5	51.00	\$5,218.70	A
Cushion Clamp Assembly	AS 0480D	3"	5	57.00	\$7,603.50	A
Cushion Clamp Assembly	AS 0500D	3⅛"	5	60.00	\$7,854.70	A
Cushion Clamp Assembly	AS 0580D	3⅝"	5	70.00	\$11,370.60	A
Cushion Clamp Assembly	AS 0660D	4⅛"	5	94.00	\$14,833.00	A
Cushion Clamp Assembly	AS 0820D	5⅝"	BULK	125.00	\$44,929.40	A
Cushion Clamp Assembly	AS 0980D	6⅛"	BULK	130.00	\$54,553.20	A

Sold in full box only. Service Temperature: -65°F to 275°F.

Approvals: UL 2043 Fire Test for Heat and Visible Smoke Release • 25/50 Flame Spread / Smoke Development Index





## Price List

Effective Date: ..... March 5, 2018  
Replaces Prior Date: ..... September 4, 2017

LEGEND:  
GR: Powder Coated Supr-Green  
EG: Electro-Galvanized

PG: Pre-Galvanized  
AL: Aluminum  
HG: Hot Dipped Galvanized

PL: Plain  
SS: Stainless Steel  
ZTC: Zinc Trivalent Chromium

# KLO-SHURE®

For technical data refer to the Anvil Strut Engineering Catalog.

## KLO-SHURE CROSS REFERENCE TABLE

Description	Klo-Shure ID	Klo-Shure Part No.	Anvil Part No.
	Series 7		
Klo-Shure Strut Mounted Coupling for 3/8" wall insulation	1/4" ID	723025	AS23025
	3/8" ID	723037	AS23037
	1/2" ID	723050	AS23050
	5/8" ID	723062	AS23062
	3/4" ID	723075	AS23075
	7/8" ID	723087	AS23087
	1" ID	723100	AS23100
	1 1/8" ID	723112	AS23112
	1 3/8" ID	723137	AS23137
	1 5/8" ID	723162	AS23162
	2 1/8" ID	723212	AS23212
Klo-Shure Strut Mounted Coupling for 1/2" wall insulation	3/8" ID	724037	AS24037
	1/2" ID	724050	AS24050
	5/8" ID	724062	AS24062
	3/4" ID	724075	AS24075
	7/8" ID	724087	AS24087
	1" ID	724100	AS24100
	1 1/8" ID	724112	AS24112
	1 3/8" ID	724137	AS24137
	1 5/8" ID	724162	AS24162
	2 1/8" ID	724212	AS24212
Klo-Shure Strut Mounted Coupling for 3/4" wall insulation	1/4" ID	726025	AS26025
	3/8" ID	726037	AS26037
	1/2" ID	726050	AS26050
	5/8" ID	726062	AS26062
	3/4" ID	726075	AS26075
	7/8" ID	726087	AS26087
	1 1/8" ID	726112	AS26112
	1 3/8" ID	726137	AS26137
	1 5/8" ID	726162	AS26162
	2 1/8" ID	726212	AS26212

Description	Klo-Shure ID	Klo-Shure Part No.	Anvil Part No.
	3 1/8" ID	726312	AS26312
	3 5/8" ID	726362	AS26362
	4 1/8" ID	726412	AS26412
Klo-Shure Strut Mounted Coupling for 1" wall insulation	3/8" ID	728037	AS28037
	1/2" ID	728050	AS28050
	5/8" ID	728062	AS28062
	7/8" ID	728087	AS28087
	1" ID	728112	AS28112
	1 1/8" ID	728137	AS28137
	1 3/8" ID	728162	AS28162
	2 1/8" ID	728212	AS28212
	2 5/8" ID	728262	AS28262
	3 1/8" ID	728312	AS28312
Klo-Shure Strut Mounted Coupling for 1 1/2" wall insulation	3/8" ID	729037	AS29037
	1/2" ID	729050	AS29050
	5/8" ID	729062	AS29062
	7/8" ID	729087	AS29087
	1" ID	729112	AS29112
	1 1/8" ID	729137	AS29137
	1 3/8" ID	729162	AS29162
	2 1/8" ID	729212	AS29212
	2 5/8" ID	729262	AS29262
	3 1/8" ID	729312	AS29312



## Price List

Sheet # AS-3.18  
Effective Date: March 5, 2018  
Replaces Prior Date: September 4, 2017

LEGEND:  
GR: Powder Coated Supr-Green  
EG: Electro-Galvanized

PG: Pre-Galvanized  
AL: Aluminum  
HG: Hot Dipped Galvanized

PL: Plain  
SS: Stainless Steel  
ZTC: Zinc Trivalent Chromium

# KLO-SHURE®

For technical data refer to the Anvil Strut Engineering Catalog.

## KLO-SHURE CROSS REFERENCE TABLE

Description	Klo-Shure ID	Klo-Shure Part No.	Anvil Part No.
Series 8 (Non Metallic Strut Clamp)			
Klo-Shure Strut Mounted Coupling for ½" wall insulation	½" ID	824050	AS4050-PC
	⅝" ID	824062	AS4062-PC
	⅞" ID	824087	AS4087-PC
	1⅛" ID	824112	AS4112-PC
	1⅜" ID	824137	AS4137-PC
	1⅝" ID	824162	AS4162-PC
	2⅞" ID	824212	AS4212-PC
Klo-Shure Strut Mounted Coupling for ¾" wall insulation	⅝" ID	826062	AS6062-PC
	⅞" ID	826087	AS6087-PC
	1⅛" ID	826112	AS6112-PC
	1⅜" ID	826137	AS6137-PC
Klo-Shure Strut Mounted Coupling for 1" wall insulation	⅞" ID	828087	AS8087-PC
	1⅛" ID	828112	AS8112-PC
	1⅜" ID	828137	AS8137-PC
	1⅝" ID	828162	AS8162-PC
	2⅞" ID	828212	AS8212-PC
	2⅝" ID	828262	AS8262-PC

Description	Klo-Shure ID	Klo-Shure Part No.	Anvil Part No.
SERIES 9 – Copper Tube			
Klo-Shure Strut Mounted Coupling (Copper Tube) for ½" fiberglass insulation	⅝" OD	924062	AS4062-FGI
	⅞" OD	924087	AS4087-FGI
	1⅛" OD	924112	AS4112-FGI
	1⅜" OD	924137	AS4137-FGI
	1⅝" OD	924162	AS4162-FGI
	2⅞" OD	924212	AS4212-FGI
	2⅝" OD	924212	AS4212-FGI
Klo-Shure Strut Mounted Coupling (Copper Tube) for 1" fiberglass insulation	⅞" OD	928062	AS8062-FGI
	⅞" OD	928087	AS8087-FGI
	1⅛" OD	928112	AS8112-FGI
	1⅜" OD	928137	AS8137-FGI
	1⅝" OD	928162	AS8162-FGI
	2⅞" OD	928212	AS8212-FGI
	2⅝" OD	928262	AS8262-FGI
Klo-Shure Strut Mounted Coupling (Copper Tube) for 1½" fiberglass insulation	3⅞" OD	928312	AS8312-FGI
	⅞" OD	929087	AS9087-FGI
	1⅛" OD	929112	AS9112-FGI
	1⅜" OD	929137	AS9137-FGI
	1⅝" OD	929162	AS9162-FGI
	2⅞" OD	929212	AS9212-FGI
SERIES 9 – Steel Pipe			
Klo-Shure Strut Mounted Coupling (Iron Pipe) for ½" fiberglass insulation	½" Pipe	924084	AS4084-FGI
	¾" Pipe	924105	AS4105-FGI
	1" Pipe	924131	AS4131-FGI
	1¼" Pipe	924166	AS4166-FGI
	1½" Pipe	924190	AS4190-FGI
Klo-Shure Strut Mounted Coupling (Iron Pipe) for 1" fiberglass insulation	½" Pipe	928084	AS8084-FGI
	¾" Pipe	928105	AS8105-FGI
	1" Pipe	928131	AS8131-FGI
	1¼" Pipe	928166	AS8166-FGI
	1½" Pipe	928190	AS8190-FGI
	2" Pipe	928237	AS8237-FGI
	2½" Pipe	928287	AS8287-FGI
Klo-Shure Strut Mounted Coupling (Iron Pipe) for 1½" fiberglass insulation	½" Pipe	929084	AS9084-FGI
	¾" Pipe	929105	AS9105-FGI
	1" Pipe	929131	AS9131-FGI
	1¼" Pipe	929166	AS9166-FGI
	1½" Pipe	929190	AS9190-FGI

**Price List** ..... Sheet # AS-3.18

Effective Date: ..... March 5, 2018  
Replaces Prior Date: ..... September 4, 2017

LEGEND:  
GR: Powder Coated Supr-Green  
EG: Electro-Galvanized

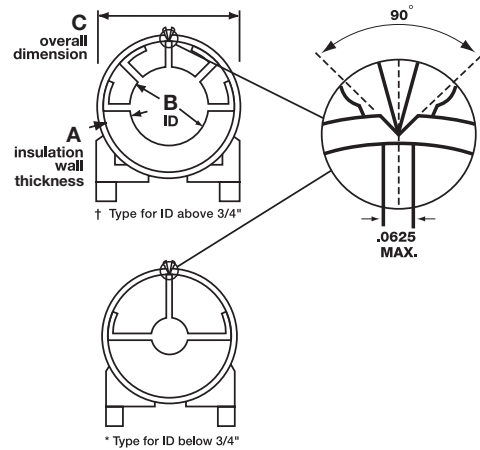
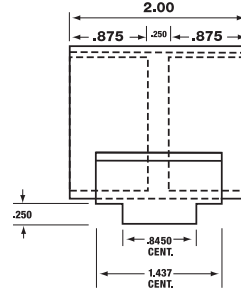

PG: Pre-Galvanized  
AL: Aluminum  
HG: Hot Dipped Galvanized

PL: Plain  
SS: Stainless Steel  
ZTC: Zinc Trivalent Chromium

**KLO-SHURE®**

For technical data refer to the Anvil Strut Engineering Catalog.

**KLO-SHURE® STRUT MOUNTED INSULATION COUPLINGS WITH STRUT CLAMP FOR USE WITH ELASTORMIC INSULATION**



Klo-Shure® Strut Mounted parts include the Klo-Shure® Coupling, clamp halves with welded fastener and locknut. Used by permission.

Description	Part No.	Tube OD	C Overall Dimension (In.)	Std. Pkg.	Per 100 Pieces	Discount Code
Klo-Shure Strut Mounted Coupling for 3/8" wall insulation	AS 23025	1/4" ID	1.12	40	\$1,250.90	F
	AS 23037	3/8" ID	1.25	25	\$1,377.00	F
	AS 23050	1/2" ID	1.37	20	\$1,563.20	F
	AS 23062	5/8" ID	1.50	20	\$1,689.50	F
	AS 23075	3/4" ID	1.62	20	\$1,855.60	F
	AS 23087	7/8" ID	1.75	20	\$2,001.90	F
	AS 23100	1" ID	1.87	20	\$2,250.50	F
	AS 23112	1 1/8" ID	2.00	20	\$2,376.80	F
	AS 23137	1 3/8" ID	2.25	20	\$2,669.20	F
	AS 23162	1 5/8" ID	2.50	10	\$3,711.30	F
Klo-Shure Strut Mounted Coupling for 1/2" wall insulation	AS 23212	2 1/8" ID	3.00	10	\$4,212.40	F
	AS 24037	3/8" ID	1.50	25	\$1,689.50	F
	AS 24050	1/2" ID	1.62	20	\$1,855.60	F
	AS 24062	5/8" ID	1.75	20	\$2,001.90	F
	AS 24075	3/4" ID	1.87	20	\$2,250.50	F
	AS 24087	7/8" ID	2.00	20	\$2,376.80	F
	AS 24100	1" ID	2.12	20	\$2,503.10	F
	AS 24112	1 1/8" ID	2.25	20	\$2,669.20	F
	AS 24137	1 3/8" ID	2.50	20	\$3,711.30	F
	AS 24162	1 5/8" ID	2.75	10	\$4,002.50	F
	AS 24212	2 1/8" ID	3.25	10	\$5,254.70	F
	AS 24262	2 5/8" ID	3.75	10	\$7,001.40	F
	AS 24312	3 1/8" ID	4.25	10	\$7,303.10	F
	AS 24362	3 5/8" ID	4.75	10	\$10,220.80	F
	AS 24412	4 1/8" ID	5.25	10	\$13,243.50	F

Note: Klo-Shure® ID equals copper tube OD. Chart indicates coupling sizes currently available from Klo-Shure®. Service temperature -65°F to 275°F.



## Price List

Sheet # AS-3.18  
Effective Date: March 5, 2018  
Replaces Prior Date: September 4, 2017

LEGEND:  
GR: Powder Coated Supr-Green  
EG: Electro-Galvanized

PG: Pre-Galvanized  
AL: Aluminum  
HG: Hot Dipped Galvanized

PL: Plain  
SS: Stainless Steel  
ZTC: Zinc Trivalent Chromium

# KLO-SHURE®

For technical data refer to the Anvil Strut Engineering Catalog.

## KLO-SHURE® STRUT MOUNTED INSULATION COUPLINGS WITH STRUT CLAMP FOR USE WITH ELASTORMIC INSULATION

Description	Part No.	Tube OD	C Overall Dimension (In.)	Std. Pkg.	Per 100 Pieces	Discount Code
Klo-Shure Strut Mounted Coupling for ¾" wall insulation	AS 26025	¼" ID	1.87	20	\$2,250.50	F
	AS 26037	⅜" ID	2.00	20	\$2,376.80	F
	AS 26050	½" ID	2.12	10	\$2,503.10	F
	AS 26062	⅝" ID	2.25	10	\$2,669.20	F
	AS 26075	¾" ID	2.37	10	\$3,189.00	F
	AS 26087	⅞" ID	2.50	10	\$3,690.00	F
	AS 26112	1⅛" ID	2.75	10	\$4,002.50	F
	AS 26137	1⅜" ID	3.00	10	\$4,212.40	F
	AS 26162	1⅝" ID	3.25	10	\$5,254.70	F
	AS 26212	2⅛" ID	3.75	10	\$7,001.40	F
	AS 26262	2⅝" ID	4.25	10	\$7,303.10	F
	AS 26312	3⅛" ID	4.75	10	\$10,220.80	F
	AS 26362	3⅝" ID	5.25	10	\$13,243.50	F
	AS 26412	4⅛" ID	5.75	10	\$21,163.30	F
Klo-Shure Strut Mounted Coupling for 1" wall insulation	AS 28037	⅜" ID	2.50	10	\$3,975.50	F
	AS 28050	½" ID	2.62	10	\$4,002.50	F
	AS 28062	⅝" ID	2.75	10	\$4,002.50	F
	AS 28087	⅞" ID	3.00	10	\$4,212.40	F
	AS 28112	1⅛" ID	3.75	10	\$5,254.70	F
	AS 28137	1⅜" ID	3.50	10	\$5,382.20	F
	AS 28162	1⅝" ID	3.75	10	\$7,001.40	F
	AS 28212	2⅛" ID	4.25	10	\$7,188.80	F
	AS 28262	2⅝" ID	4.75	10	\$10,220.80	F
	AS 28312	3⅛" ID	5.25	10	\$13,243.50	F
	AS 28362	3⅝" ID	5.75	10	\$21,163.30	F
Klo-Shure Strut Mounted Coupling for 1½" wall insulation	AS 29037	⅜" ID	3.50	10	\$5,863.90	F
	AS 29050	½" ID	3.62	10	\$6,518.50	F
	AS 29062	⅝" ID	3.75	10	\$6,518.50	F
	AS 29087	⅞" ID	4.00	10	\$6,518.50	F
	AS 29112	1⅛" ID	4.25	10	\$7,028.60	F
	AS 29137	1⅜" ID	4.50	10	\$8,454.20	F
	AS 29162	1⅝" ID	4.75	10	\$9,982.30	F
	AS 29212	2⅛" ID	5.25	10	\$12,935.70	F
	AS 29312	3⅛" ID	6.25	5	\$26,381.70	F

Note: Klo-Shure® ID equals copper tube OD. Chart indicates coupling sizes currently available from Klo-Shure®. Service temperature -65°F to 275°F.

Channel

Nuts & Hardware

Fittings

Pipe/Conduit Supports

Klo-Shure

Concrete Inserts

Specialty Strut

Technical Data

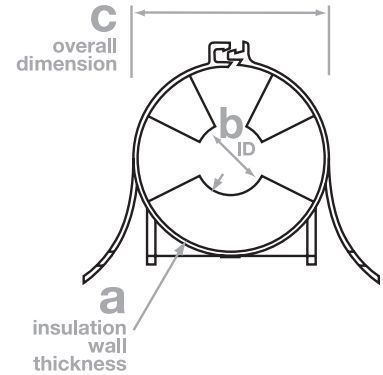
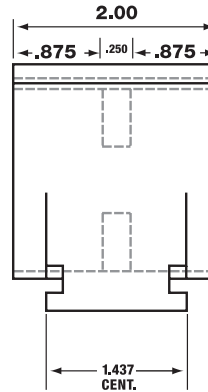

**Price List** ..... Sheet # AS-3.18

Effective Date: ..... March 5, 2018  
Replaces Prior Date: ..... September 4, 2017

# KLO-SHURE®

For technical data refer to the Anvil Strut Engineering Catalog.

## KLO-SHURE® STRUT MOUNTED INSULATION COUPLINGS WITH NON METALLIC STRUT CLAMP FOR USE WITH ELASTORMIC INSULATION



Klo-Shure® lock top Strut Mounted parts include the Klo-Shure® Coupling halves with non metal clamps. Used by permission.

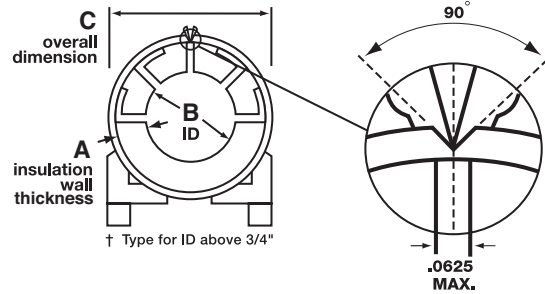

Description	Part No.	Tube OD	C Overall Dimension (In.)	Std. Pkg.	Per 100 Pieces	Discount Code
Klo-Shure Strut Mounted Coupling (Non Metallic) for 1/2" wall insulation	AS 4050-PC	1/2" ID	1.62	25	\$1,120.40	F
	AS 4062-PC	5/8" ID	1.75	25	\$1,223.00	F
	AS 4087-PC	7/8" ID	2.00	25	\$1,425.50	F
	AS 4112-PC	1 1/8" ID	2.25	25	\$1,571.10	F
	AS 4137-PC	1 3/8" ID	2.50	25	\$2,036.90	F
	AS 4162-PC	1 5/8" ID	2.75	25	\$2,342.10	F
	AS 4212-PC	2 1/8" ID	3.25	25	\$3,056.10	F
Klo-Shure Strut Mounted Coupling (Non Metallic) for 3/4" wall insulation	AS 6062-PC	5/8" ID	2.25	25	\$1,571.10	F
	AS 6087-PC	7/8" ID	2.50	25	\$2,036.90	F
	AS 6112-PC	1 1/8" ID	2.75	25	\$2,342.10	F
	AS 6137-PC	1 3/8" ID	3.00	25	\$2,545.70	F
Klo-Shure Strut Mounted Coupling (Non Metallic) for 1" wall insulation	AS 8087-PC	7/8" ID	3.00	25	\$2,545.70	F
	AS 8112-PC	1 1/8" ID	3.25	25	\$3,056.10	F
	AS 8137-PC	1 3/8" ID	3.50	25	\$3,157.40	F
	AS 8162-PC	1 5/8" ID	3.75	25	\$3,259.90	F
	AS 8212-PC	2 1/8" ID	4.25	25	\$4,176.40	F
	AS 8262-PC	2 5/8" ID	4.75	25	\$5,296.70	F

Note: Klo-Shure® ID equals copper tube OD. Chart indicates coupling sizes currently available from Klo-Shure®. Service temperature -65°F to 275°F.

## KLO-SHURE®

For technical data refer to the Anvil Strut Engineering Catalog.

### KLO-SHURE® STRUT MOUNTED INSULATION COUPLINGS WITH STRUT CLAMP FOR IRON PIPE AND COPPER TUBE SIZES • USE WITH FIBERGLASS INSULATION



Klo-Shure® Strut Mounted parts include the Klo-Shure® Coupling, clamp halves with welded fastener and locknut. Used by permission. Material: Clamp 1008-1018 Carbon Steel; Coupling, High Strength TPO Plastic. Approvals: UL 204 Fire test for Heat and Visible Smoke Release • 25/50 Flame Spread/Smoke Development Index

Description	Part No.	Tube OD	C Overall Dimension (In.)	Std. Pkg.	Per 100 Pieces	Discount Code
Klo-Shure Strut Mounted Coupling for ½" wall insulation	AS4062-FGI ⅝" ID	⅝" ID	1.785	20	\$2,144.70	F
	AS4087-FGI ⅞" ID	⅞" ID	2.025	20	\$2,546.90	F
	AS4112-FGI 1⅛" ID	1⅛" ID	2.285	20	\$2,681.00	F
	AS4137-FGI 1⅜" ID	1⅜" ID	2.500	10	\$3,976.70	F
	AS4162-FGI 1⅝" ID	1⅝" ID	2.845	10	\$4,289.40	F
	AS4212-FGI 2⅛" ID	2⅛" ID	3.285	10	\$5,629.90	F
Klo-Shure Strut Mounted Coupling for 1" wall insulation	AS8062-FGI ⅝" ID	⅝" ID	3.008	10	\$4,513.00	F
	AS8087-FGI ⅞" ID	⅞" ID	3.008	10	\$4,513.00	F
	AS8112-FGI 1⅛" ID	1⅛" ID	3.008	10	\$4,513.00	F
	AS8137-FGI 1⅜" ID	1⅜" ID	3.638	10	\$5,763.90	F
	AS8162-FGI 1⅝" ID	1⅝" ID	3.638	10	\$5,763.90	F
	AS8212-FGI 2⅛" ID	2⅛" ID	4.138	10	\$7,819.40	F
	AS8262-FGI 2⅝" ID	2⅝" ID	4.648	10	\$9,278.80	F
	AS8312-FGI 3⅛" ID	3⅛" ID	5.138	10	\$14,193.70	F
Klo-Shure Strut Mounted Coupling for 1½" wall insulation	AS9087-FGI ⅞" ID	⅞" ID	3.008	10	\$7,819.40	F
	AS9112-FGI 1⅛" ID	1⅛" ID	4.138	10	\$7,819.40	F
	AS9137-FGI 1⅜" ID	1⅜" ID	4.648	10	\$9,278.80	F
	AS9162-FGI 1⅝" ID	1⅝" ID	4.648	10	\$9,278.80	F
	AS9212-FGI 2⅛" ID	2⅛" ID	5.138	10	\$14,193.70	F

Note: Klo-Shure® ID equals copper tube OD. Chart indicates coupling sizes currently available from Klo-Shure®. Service temperature -65°F to 275°F.





## Price List

Effective Date: ..... Sheet # AS-3.18  
Replaces Prior Date: ..... March 5, 2018  
September 4, 2017

LEGEND:  
GR: Powder Coated Supr-Green  
EG: Electro-Galvanized

PG: Pre-Galvanized  
AL: Aluminum  
HG: Hot Dipped Galvanized

PL: Plain  
SS: Stainless Steel  
ZTC: Zinc Trivalent Chromium

## KLO-SHURE®

For technical data refer to the Anvil Strut Engineering Catalog.

### KLO-SHURE® STRUT MOUNTED INSULATION COUPLINGS WITH STRUT CLAMP FOR IRON PIPE AND COPPER TUBE SIZES •USE WITH FIBERGLASS INSULATION

Description	Part No.	Nominal Steel Pipe Size	NPS OD	C Overall Dimension (In.)	Std. Pkg.	Per 100 Pieces	Discount Code
Klo-Shure Strut Mounted Coupling for ½" wall insulation	AS4084-FGI ½" NPS	½"	0.840" ID	2.025	20	\$2,546.90	F
	AS4105-FGI ¾" NPS	¾"	1.050" ID	2.285	20	\$2,681.00	F
	AS4131-FGI 1" NPS	1"	1.315" ID	2.500	10	\$3,976.70	F
	AS4166-FGI 1¼" NPS	1¼"	1.660" ID	2.845	10	\$4,289.40	F
	AS4190-FGI 1½" NPS	1½"	1.900" ID	3.285	10	\$4,513.00	F
Klo-Shure Strut Mounted Coupling for 1" wall insulation	AS8084-FGI ½" NPS	½"	0.840" ID	3.008	10	\$4,513.00	F
	AS8105-FGI ¾" NPS	¾"	1.050" ID	3.008	10	\$4,513.00	F
	AS8131-FGI 1" NPS	1"	1.315" ID	3.638	10	\$5,763.90	F
	AS8166-FGI 1¼" NPS	1¼"	1.660" ID	3.638	10	\$5,763.90	F
	AS8190-FGI 1½" NPS	1½"	1.900" ID	4.138	10	\$7,819.40	F
	AS8237-FGI 2" NPS	2"	2.375" ID	4.648	10	\$9,278.80	F
Klo-Shure Strut Mounted Coupling for 1½" wall insulation	AS8287-FGI 2½" NPS	2½"	2.875" ID	5.138	10	\$14,193.70	F
	AS9084-FGI ½" NPS	½"	0.840" ID	4.138	10	\$7,819.40	F
	AS9105-FGI ¾" NPS	¾"	1.050" ID	4.138	10	\$7,819.40	F
	AS9131-FGI 1" NPS	1"	1.315" ID	4.648	10	\$9,278.80	F
	AS9166-FGI 1¼" NPS	1¼"	1.660" ID	5.138	10	\$14,193.70	F
	AS9190-FGI 1½" NPS	1½"	1.900" ID	5.138	10	\$14,193.70	F

Note: Klo-Shure® ID equals copper tube OD. Chart indicates coupling sizes currently available from Klo-Shure®. Service temperature -65°F to 275°F.

# CONCRETE INSERTS

For technical data refer to the Anvil Strut Engineering Catalog.

## CONCRETE INSERTS



Fig. 152

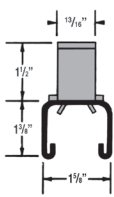


Fig. 285

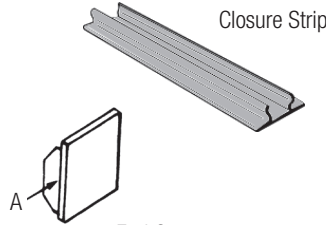
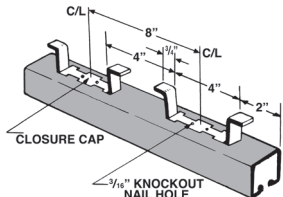
Description	Part No.	
Screw Concrete Insert <sup>(1)</sup>	Fig. 152	For prices, see Anvil International Pipe Hanger List Price Sheet
Light Weight Concrete Insert	Fig. 285	

(1) Specify Rod size. Size Range 3/8" thru 1/2".

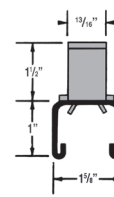
## CONTINUOUS CONCRETE INSERTS



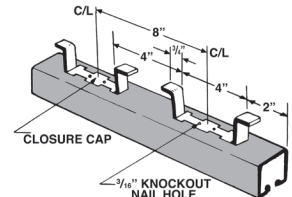
AS 349



End Cap



AS 449



Description	Part No.	End Cap	Dimensions	Per 100 Feet			Discount Code
				Weight	PL	PG	
Continuous Concrete Insert with Closure Strip and End Cap Installed	AS 349 CS/EC 10	A	1 5/8" x 1 3/8" x 12 Ga.	180.00	\$3,116.90	\$3,238.60	E
	AS 349 CS/EC 20	A	1 5/8" x 1 3/8" x 12 Ga.	180.00	\$3,116.90	\$3,238.60	E
Continuous Concrete Insert with Foam and End Cap installed	AS 349 FM/EC 10	A	1 5/8" x 1 3/8" x 12 Ga.	188.00	\$3,147.40	\$3,270.50	E
	AS 349 FM/EC 20	A	1 5/8" x 1 3/8" x 12 Ga.	188.00	\$3,147.40	\$3,270.50	E
Continuous Concrete Insert without Closure Strip or End Cap	AS 349 W/O 10	—	1 5/8" x 1 3/8" x 12 Ga.	178.00	\$2,932.90	\$2,964.80	E
	AS 349 W/O 20	—	1 5/8" x 1 3/8" x 12 Ga.	178.00	\$2,932.90	\$2,964.80	E
Continuous Concrete Insert with Closure Strip and End Cap Installed	AS 449 CS/EC 10	A	1 5/8" x 1" x 12 Ga.	152.00	\$2,995.20	\$3,147.40	E
	AS 449 CS/EC 20	A	1 5/8" x 1" x 12 Ga.	152.00	\$2,995.20	\$3,147.40	E
Continuous Concrete Insert with Foam and End Cap installed	AS 449 FM/EC 10	A	1 5/8" x 1" x 12 Ga.	162.00	\$3,025.80	\$3,177.80	E
	AS 449 FM/EC 20	A	1 5/8" x 1" x 12 Ga.	162.00	\$3,025.80	\$3,177.80	E
Continuous Concrete Insert without Closure Strip or End Cap	AS 449 W/O 10	—	1 5/8" x 1" x 12 Ga.	151.00	\$2,780.90	\$2,811.30	E
	AS 449 W/O 20	—	1 5/8" x 1" x 12 Ga.	151.00	\$2,780.90	\$2,811.30	E

Load rating 2,000 lbs. per 12" section, based upon concrete compressive strength of 2500–3000 PSI. Custom lengths available upon request.



## Price List .....Sheet # AS-3.18

Effective Date: ..... March 5, 2018  
Replaces Prior Date: .....September 4, 2017

LEGEND:  
GR: Powder Coated Supr-Green  
EG: Electro-Galvanized

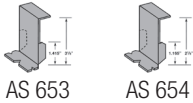
PG: Pre-Galvanized  
AL: Aluminum  
HG: Hot Dipped Galvanized

PL: Plain  
SS: Stainless Steel  
ZTC: Zinc Trivalent Chromium

# CONCRETE INSERTS

For technical data refer to the Anvil Strut Engineering Catalog.

## END CAP ANCHOR



Description	Part No.	Std. Pkg.	Per 100 Pieces		Discount Code
			Weight	PG	
Type "B" End Cap Anchor <sup>(1)</sup>	AS 653	50	18.00	\$753.20	D
Type "B" End Cap Anchor <sup>(2)</sup>	AS 654	50	18.00	\$753.20	D

(1) Use With AS 349 Insert. (2) Use With AS 449 Insert.

## CONCRETE DECK INSERT



Description	Part No.	
Concrete Deck Insert	Fig. 284	For prices, see Anvil International Pipe Hanger List Price Sheet
Size Range 3/8" thru 3/4"		

## AS 6151 PLASTIC CLOSURE STRIP



Description	Part No.	Std. Pkg.	Per 100 Pieces				Discount Code
			Weight	WHITE	GRN	BLK	
Plastic Closure Strip Plastic Closure Strip	AS 6151 10AS 6151 10	100	3100.00	\$682.20	\$227.40	\$227.40	A

Use with all continuous inserts 10 ft. length



## Price List .....Sheet # AS-3.18

Effective Date: ..... March 5, 2018  
Replaces Prior Date: .....September 4, 2017

LEGEND:  
GR: Powder Coated Supr-Green  
EG: Electro-Galvanized

PG: Pre-Galvanized  
AL: Aluminum  
HG: Hot Dipped Galvanized

PL: Plain  
SS: Stainless Steel  
ZTC: Zinc Trivalent Chromium

# SPECIALTY STRUT

For technical data refer to the Anvil Strut Engineering Catalog.

## AS 200 CHANNEL

1 5/8" x 1 5/8" x 12 Ga.



AS 200



AS 200 EH



AS 200 BTB

Part No.	Description	Std. Pkg. in Ft.	Per 100 Feet				Discount Code
			Weight	SS	ZTC	HG	
AS 200 10	SS/ZTC/HG Channel <sup>(1)</sup>	500	190.00	POA	\$2,252.60	\$2,400.90	AA
AS 200 20	SS/ZTC/HG Channel <sup>(1)</sup>	500	194.00	POA	\$2,252.60	\$2,400.90	AA
AS 200EH 10	SS/ZTC/HG Channel w/Elongated Holes <sup>(1) (3)</sup>	500	189.00	POA	\$2,288.30	\$2,430.80	AA
AS 200EH 20	SS/ZTC/HG Channel w/Elongated Holes <sup>(1) (3)</sup>	500	189.00	POA	\$2,288.30	\$2,430.80	AA
AS 200BTB 10	SS/ZTC/HG Welded Channel Solid <sup>(2) (4)</sup>	250	380.00	POA	\$6,404.80	\$6,039.40	AA
AS 200BTB 20	SS/ZTC/HG Welded Channel Solid <sup>(2) (4)</sup>	300	380.00	POA	\$6,404.80	\$6,039.40	AA
AS 200 BTB EH 10	SS/ZTC/HG Welded Channel w/Elongated Holes <sup>(2) (3) (5)</sup>	-	380.00	POA	\$6,106.70	POA	AA
AS 200 BTB EH 20	SS/ZTC/HG Welded Channel w/Elongated Holes <sup>(2) (3) (5)</sup>	-	380.00	POA	\$6,106.70	POA	AA

SS - Type 304 Stainless. (1) 1 5/8" x 1 5/8" x 12 Ga. (2) 1 5/8" x 3 1/4" x 12 Ga. (3) 9/16" x 1 1/8" Elongated Holes on 2" Centers. (4) Two pieces AS 200 Welded Back to Back. (5) Two pieces AS 200EH Welded Back to Back. STAINLESS STEEL CHANNEL SOLD IN FULL BUNDLE QUANTITIES ONLY.

## AS 210 CHANNEL

1 5/8" x 1 5/8" x 14 Ga.



AS 210



AS 210 EH



AS 210 BTB

Part No.	Description	Std. Pkg. in Ft.	Per 100 Feet				Discount Code
			Weight	SS	ZTC	HG	
AS 210 10	SS/ZTC/HG Channel <sup>(1)</sup>	500	141.00	POA	POA	POA	AA
AS 210 20	SS/ZTC/HG Channel <sup>(1)</sup>	500	141.00	POA	POA	POA	AA
AS 210EH 10	SS/ZTC/HG Channel w/Elongated Holes <sup>(1) (3)</sup>	500	137.00	POA	POA	POA	AA
AS 210EH 20	SS/ZTC/HG Channel w/Elongated Holes <sup>(1) (3)</sup>	500	137.00	POA	POA	POA	AA
AS 210BTB 10	SS/ZTC/HG Welded Channel <sup>(2) (4)</sup>	250	282.00	POA	POA	POA	AA
AS 210BTB 20	SS/ZTC/HG Welded Channel <sup>(2) (4)</sup>	300	282.00	POA	POA	POA	AA

SS - Type 304 Stainless. (1) 1 5/8" x 1 5/8" x 14 Ga. (2) 1 5/8" x 3 1/4" x 14 Ga. (3) 9/16" x 1 1/8" Elongated Holes on 2" Centers. (4) Two pieces AS 210 Welded Back to Back. STAINLESS STEEL CHANNEL SOLD IN FULL BUNDLE QUANTITIES ONLY.

## AS 500 CHANNEL

1 5/8" x 1 3/16" x 14 Ga.



AS 500



AS 500 EH



AS 500 BTB

Part No.	Description	Std. Pkg. in Ft.	Per 100 Feet				Discount Code
			Weight	SS	ZTC	HG	
AS 500 10	SS/ZTC/HG Channel <sup>(1)</sup>	500	97.00	POA	\$1,369.40	\$1,382.10	AA
AS 500 20	SS/ZTC/HG Channel <sup>(1)</sup>	500	97.00	POA	\$1,369.40	\$1,382.10	AA
AS 500EH 10	SS/ZTC/HG Channel w/Elongated Holes <sup>(1) (3)</sup>	500	87.00	POA	\$1,396.20	\$1,411.80	AA
AS 500EH 20	SS/ZTC/HG Channel w/Elongated Holes <sup>(1) (3)</sup>	500	87.00	POA	\$1,396.20	\$1,411.80	AA
AS 500BTB 10	SS/ZTC/HG Welded Channel <sup>(2) (4)</sup>	250	194.00	POA	\$4,631.70	POA	AA
AS 500BTB 20	SS/ZTC/HG Welded Channel <sup>(2) (4)</sup>	300	194.00	POA	\$4,631.70	POA	AA

SS - Type 304 Stainless. (1) 1 5/8" x 1 3/16" x 14 Ga. (2) 1 5/8" x 1 5/8" x 14 Ga. (3) 9/16" x 1 1/8" Elongated Holes on 2" Centers. (4) Two pieces AS 500 Welded Back to Back. STAINLESS STEEL CHANNEL SOLD IN FULL BUNDLE QUANTITIES ONLY.



## Price List

Effective Date: ..... March 5, 2018  
Replaces Prior Date: ..... September 4, 2017

# SPECIALTY STRUT

For technical data refer to the Anvil Strut Engineering Catalog.

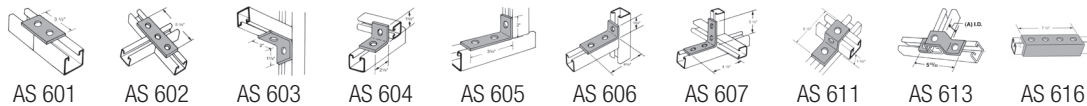
## CLAMPING NUTS



Description	Part No.	Size	Std. Pkg.	Per 100 Pieces			Discount Code
				Weight	SS	ZTC	
Clamping Nut Without Spring <sup>(1)</sup>	AS NS	1/4" x 20	100	6.00	\$2,170.10	\$438.10	A
	AS NS	3/8" x 16	100	9.00	\$2,497.00	\$427.00	A
	AS NS	1/2" x 13	100	11.00	\$2,782.20	\$526.90	A
	AS NS	5/8" x 11	100	15.00	POA	\$780.90	A
	AS NS	3/4" x 10	100	16.00	POA	POA	A
Clamping Nut With Regular Spring <sup>(2)</sup>	AS RS	1/4" x 20	100	7.00	\$3,102.40	\$432.90	A
	AS RS	3/8" x 16	100	10.00	\$3,691.30	\$404.70	A
	AS RS	1/2" x 13	100	12.00	\$3,700.20	\$520.90	A
	AS RS	5/8" x 11	100	15.00	POA	\$775.40	A
	AS RS	3/4" x 10	100	14.00	POA	POA	A
Clamping Nut with Short Spring	AS SS	1/4" x 20	100	6.00	POA	POA	C
	AS SS	3/8" x 16	-	-	POA	\$542.30	C

SS-Type 316 Stainless. Hot Dipped Galvanized available upon request. (1) Use with all 1 1/2" Wide Channel. (2) Use with AS200, AS210 and AS300 Channel

## PLATES AND ANGLES

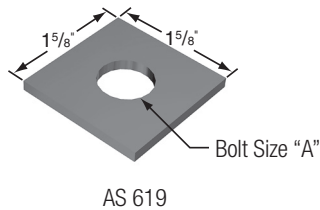


Description	Part No.	Std. Pkg.	Per 100 Pieces		Discount Code
			Weight	ZTC	
Two Hole Splice Plate <sup>(1)</sup>	AS 601	50	38.00	\$768.60	D
Three Hole Splice Plate	AS 602	25	54.00	\$1,139.70	D
Two Hole End Angle <sup>(1)</sup>	AS 603	50	38.00	\$779.20	D
Two Hole Corner Angle <sup>(1)</sup>	AS 604	50	38.00	\$817.00	D
Three Hole Corner Angle <sup>(1)</sup>	AS 605	25	58.00	\$1,290.80	D
Three Hole Corner Angle <sup>(1)</sup>	AS 606	25	58.00	\$1,245.00	D
Four Hole Corner Angle <sup>(1)</sup>	AS 607	25	78.00	\$1,461.40	D
"Z" Support <sup>(2)</sup>	AS 611	50	55.00	\$1,923.20	D
"U" Support <sup>(2)</sup>	AS 613	25	88.00	\$2,213.60	D
Four Hole Splice Clevis <sup>(3)</sup>	AS 616	10	265.00	\$5,145.20	D

# SPECIALTY STRUT

For technical data refer to the Anvil Strut Engineering Catalog.

## SQUARE WASHER

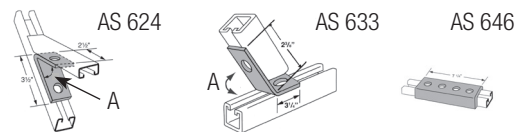


AS 619

Description	Part No.	A	Std. Pkg.	Per 100 Pieces			Discount Code
				Weight	SS	ZTC	
Square Washer	AS 619	1/4"	100	18.00	POA	POA	A
	AS 619	3/8"	100	18.00	\$2,313.20	POA	A
	AS 619	1/2"	100	17.00	\$2,313.20	POA	A
	AS 619	5/8"	100	16.00	\$2,592.10	POA	A
	AS 619	3/4"	100	15.00	POA	POA	A

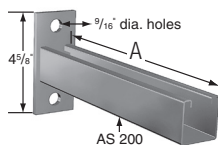
SS - Type 304 Stainless

## ANGLE CONNECTORS



Description	Part No.	Angle A	Std. Pkg.	Per 100 Pieces		Discount Code
				Weight	ZTC	
Two Hole Closed Angle Connector	AS 624	45°	25	58.00	\$1,583.90	D
Two Hole Open Angle Connector	AS 633	45°	25	58.00	\$1,557.50	D
Four Hole Splice Clevis	AS 646	-	10	176.00	POA	D

## REVERSIBLE STRUT



AS 651

Description	Part No.	A	Uniform Load	Std. Pkg.	Per 100 Pieces		Discount Code
					Weight	ZTC	
Reversible Strut Bracket	AS 651	12"		BULK	293.00	\$10,418.80	D
	AS 651	18"		BULK	401.00	\$13,698.90	D
	AS 651	24"		BULK	509.00	\$14,500.00	D

Mounted on 12 Ga. Channel

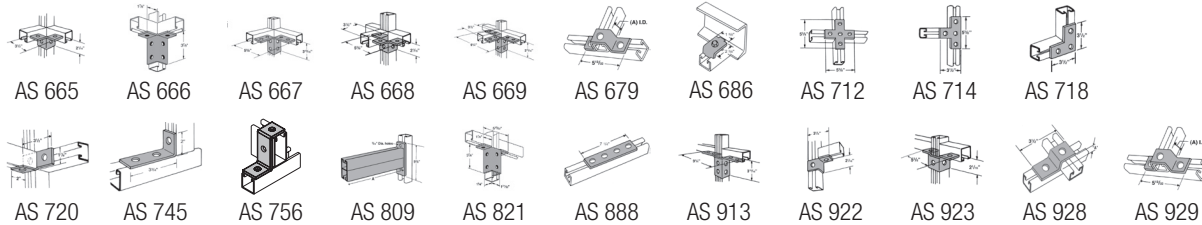
## Price List

Effective Date: ..... March 5, 2018  
Replaces Prior Date: ..... September 4, 2017

# SPECIALTY STRUT

For technical data refer to the Anvil Strut Engineering Catalog.

## CONNECTORS



Description	Part No.	Uniform Load	Std. Pkg.	Per 100 Pieces		Discount Code
				Weight	ZTC	
Four Hole Double Corner Connector	AS 665	—	25	76.00	\$3,045.00	D
Six Hole Double Corner Connector	AS 666	—	25	115.00	\$3,931.80	D
Eight Hole Double Corner Connector	AS 667	—	10	155.00	\$5,582.40	D
Six Hole Three Angle Connector	AS 668	—	10	113.00	\$4,881.50	D
Twelve Hole Three Angle Clevis Connector	AS 669	—	10	230.00	\$8,665.60	D
"U" Support <sup>(1)</sup>	AS 679	—	25	128.00	\$4,143.40	D
Beam Clamp	AS 686	—	50	26.00	\$1,738.10	D
Cross Plate	AS 712	—	10	105.00	\$4,193.10	D
"T" Plate	AS 714	—	25	80.00	\$2,726.30	D
Flat Angle Plate	AS 718	—	50	58.00	\$2,179.90	D
RH Angle Plate Connector	AS 720 RH	—	25	55.00	\$3,350.10	D
LH Angle Plate Connector	AS 720 LH	—	25	55.00	\$3,350.10	D
Three Hole Corner Angle	AS 745	—	50	58.00	\$1,765.90	D
"Z" Support <sup>(1)</sup>	AS 756	—	25	70.00	POA	D
Double Channel Bracket – 12"	AS 809	2000 <sup>(3)</sup>	-	502.00	\$20,837.80	D
Double Channel Bracket – 18"	AS 809	1300 <sup>(3)</sup>	-	692.00	\$27,250.80	D
Double Channel Bracket – 24"	AS 809	1000 <sup>(3)</sup>	-	882.00	\$29,145.10	D
Eight Hole Double Angle Connector	AS 821	—	10	150.00	\$9,804.80	D
Four Hole Splice Plate	AS 888	—	25	78.00	\$1,805.10	D
Ten Hole Two Angle Clevis Connector	AS 913	—	10	193.00	\$9,863.50	D
RH Two Hole Single Corner Angle Connector	AS 922 RH	—	20	60.00	\$4,056.40	D
LH Two Hole Single Corner Angle Connector	AS 922 LH	—	20	60.00	\$4,032.00	D
Five Hole Two Angle Connector	AS 923	—	25	93.00	\$4,971.80	D
"Z" Support <sup>(2)</sup>	AS 928	—	50	47.00	\$2,149.80	D
"U" Support <sup>(2)</sup>	AS 929	—	25	71.00	\$2,324.60	D

(1) Use with AS 100, AS 200 BTB, AS 210 BTB. (2) Use with AS 500 and AS 520. (3) Uniform Load Mounted on 12 Ga. Channel.





## Price List

Sheet # AS-3.18

Effective Date: March 5, 2018

Replaces Prior Date: September 4, 2017

LEGEND:  
GR: Powder Coated Supr-Green  
EG: Electro-Galvanized

PG: Pre-Galvanized  
AL: Aluminum  
HG: Hot Dipped Galvanized

PL: Plain  
SS: Stainless Steel  
ZTC: Zinc Trivalent Chromium

# SPECIALTY STRUT

For technical data refer to the Anvil Strut Engineering Catalog.

## CONDUIT CLAMPS PRE-ASSEMBLED



AS 1100 AS

### NOW ONLY OFFERED IN PRE-ASSEMBLED

Description	Part No.	Size	O.D. Size	Load Rating	Std. Pkg.	Per 100 Pieces			Discount Code
						Weight	SS	ZTC	
Pre-Assembled Rigid Steel Conduit Clamps	AS 1100AS	1/2"	0.840	400	100	11.00	POA	\$814.30	A
	AS 1100AS	3/4"	1.050	600	100	15.00	POA	\$859.20	A
	AS 1100AS	1"	1.315	600	100	17.00	POA	\$898.90	A
	AS 1100AS	1 1/4"	1.660	600	100	19.00	POA	\$920.70	A
	AS 1100AS	1 1/2"	1.900	800	50	29.00	POA	\$1,024.30	A
	AS 1100AS	2"	2.375	800	50	34.00	POA	\$1,098.40	A
	AS 1100AS	2 1/2"	2.875	800	50	40.00	POA	\$1,345.10	A
	AS 1100AS	3"	3.500	800	50	47.00	POA	\$1,498.90	A
	AS 1100AS	3 1/2"	4.000	1000	25	62.00	POA	\$2,084.30	A
	AS 1100AS	4"	4.500	1000	25	67.00	POA	\$2,378.40	A
	AS 1100AS	5"	5.563	1000	25	80.00	POA	\$3,802.50	A
	AS 1100AS	6"	6.625	1000	25	102.00	POA	\$4,053.80	A
	AS 1100AS	8"	8.625	1000	25	1300.00	POA	\$4,151.50	A
	AS 1100AS	10"	12.750	1000	25	1430.00	POA	\$5,028.00	A

Also for IMC and GRC.

SS - Type 304 Stainless. Sold in full box only. Hot Dipped Galvanized and Aluminum available upon request.

Channel

Nuts & Hardware

Fittings

Pipe/Conduit Supports

Klo-Shure

Concrete Inserts

Specialty Strut

Technical Data

**Price List** ..... Sheet # AS-3.18

Effective Date: ..... March 5, 2018  
Replaces Prior Date: ..... September 4, 2017

# SPECIALTY STRUT

For technical data refer to the Anvil Strut Engineering Catalog.

## O.D. TUBING CLAMP PRE-ASSEMBLED



AS 1200 AS O.D. Tubing Clamp

**NOW ONLY OFFERED IN PRE-ASSEMBLED**

Description	Part No.	Size	Tube Size	Load Rating	Std. Pkg.	Per 100 Pieces			Discount Code
						Weight	SS	ZTC	
O.D. Tubing Clamp	AS 1200AS	¼"	⅝"	400	100	8.00	POA	\$729.20	A
	AS 1200AS	⅜"	¾"	400	100	8.00	POA	\$746.80	A
	AS 1200AS	½"	⅞"	400	100	9.00	POA	\$754.10	A
	AS 1200AS	⅝"	1½"	400	100	10.00	POA	\$764.20	A
	AS 1200AS	¾"	1⅝"	400	100	11.00	POA	-	A
	AS 1200AS	⅞"	1¾"	400	100	12.00	POA	\$764.20	A
	AS 1200AS	1"	1⅞"	600	100	14.00	POA	-	A
	AS 1200AS	1⅝"	2"	600	100	15.00	POA	\$833.90	A
	AS 1200AS	1¾"	2⅝"	600	100	16.00	POA	\$851.50	A
	AS 1200AS	1⅞"	2⅞"	600	100	17.00	POA	-	A
	AS 1200AS	1½"	1⅞"	600	100	18.00	POA	-	A
	AS 1200AS	1⅝"	1½"	600	100	19.00	POA	\$889.10	A
	AS 1200AS	1¾"	1⅝"	800	50	29.00	POA	-	A
	AS 1200AS	1⅞"	1¾"	800	50	28.00	POA	\$1,563.30	A
	AS 1200AS	2"	1⅞"	800	50	31.00	POA	-	A
	AS 1200AS	2⅝"	2"	800	50	32.00	POA	\$1,598.40	A
	AS 1200AS	2¼"	2⅝"	800	50	33.00	POA	-	A
	AS 1200AS	2⅞"	2¼"	800	50	34.00	POA	\$1,615.80	A
	AS 1200AS	2½"	2⅞"	800	50	35.00	POA	-	A
	AS 1200AS	2⅝"	2½"	800	50	37.00	POA	\$1,653.50	A
	AS 1200AS	2¾"	2⅝"	800	50	38.00	POA	-	A
	AS 1200AS	2⅞"	2¾"	800	50	40.00	POA	\$1,705.80	A
	AS 1200AS	3"	2⅞"	800	50	41.00	POA	-	A
	AS 1200AS	3⅝"	3"	800	50	43.00	POA	\$1,917.00	A
	AS 1200AS	3¼"	3⅝"	800	50	45.00	POA	-	A
	AS 1200AS	3⅞"	3¼"	800	50	46.00	POA	-	A
	AS 1200AS	3½"	3⅞"	800	50	47.00	POA	-	A
	AS 1200AS	3⅝"	3½"	800	25	56.00	POA	\$3,933.90	A
	AS 1200AS	3¾"	3⅝"	800	25	58.00	POA	-	A
	AS 1200AS	3⅞"	3¾"	1000	25	60.00	POA	-	A
	AS 1200AS	4"	3⅞"	1000	25	62.00	POA	-	A
	AS 1200AS	4⅝"	4"	1000	25	62.00	POA	\$4,068.90	A
	AS 1200AS	4¼"	4⅝"	1000	25	64.00	POA	\$4,256.50	A
	AS 1200AS	4⅞"	4¼"	1000	25	66.00	POA	\$4,466.30	A
	AS 1200AS	4½"	4⅞"	1000	25	67.00	POA	\$4,709.30	A

SS - Type 304 Stainless



## Price List .....Sheet # AS-3.18

Effective Date: ..... March 5, 2018  
Replaces Prior Date: .....September 4, 2017

LEGEND:  
GR: Powder Coated Supr-Green  
EG: Electro-Galvanized

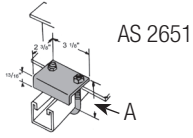
PG: Pre-Galvanized  
AL: Aluminum  
HG: Hot Dipped Galvanized

PL: Plain  
SS: Stainless Steel  
ZTC: Zinc Trivalent Chromium

# SPECIALTY STRUT

For technical data refer to the Anvil Strut Engineering Catalog.

## BEAM CLAMP



Description	Part No.	A	Load Rating	Std. Pkg.	Per 100 Pieces		Discount Code
					Weight	ZTC	
Beam Clamp <sup>(1)</sup>	AS 2651 T1	3 3/8"	1000	25	80.00	\$2,536.90	D
Beam Clamp <sup>(2)</sup>	AS 2651 T2	5"	1000	25	80.00	\$2,603.60	D

(1) Use with AS 200, AS 210, AS 300, AS 400, AS 500, AS 520. (2) Use with AS 100, AS 150, and AS 200BTB.

## POST BASES AND ANGLE BRACKETS



AS 3033



AS 3064



AS 3373

Description	Part No.	Std. Pkg.	Per 100 Pieces		Discount Code
			Weight	ZTC	
Post Base <sup>(1)</sup>	AS 3033	10	373.00	\$14,767.80	D
Post Base <sup>(1)</sup>	AS 3033 SQ	10	373.00	\$13,516.80	D
Double Column Post Base <sup>(2)</sup>	AS 3064	10	408.00	\$14,261.50	D
Universal Angle Bracket	AS 3373	25	134.00	\$5,354.40	D

(1) Use with AS 200 and AS 210. (2) Use with all 3 1/4" Channels.

## SEISMIC ROD STIFFENER



AS 3500

Description	Part No.	Size	Std. Pkg.	Per 100 Pieces		Discount Code
				Weight	ZTC	
Seismic Rod Stiffener	AS 3500	3/8" - 5/8"	25	16.00	\$4,238.00	C



LEGEND:  
GR: Powder Coated Supr-Green  
EG: Electro-Galvanized

PG: Pre-Galvanized  
AL: Aluminum  
HG: Hot Dipped Galvanized

PL: Plain  
SS: Stainless Steel  
ZTC: Zinc Trivalent Chromium

## Price List

Effective Date: ..... March 5, 2018  
Replaces Prior Date: ..... September 4, 2017

# SPECIALTY STRUT

For technical data refer to the Anvil Strut Engineering Catalog.

## CUSHION CLAMP ASSEMBLY — PIPE SERIES



AS 0040D—AS 106P

Pipe Series							
Description	Part No.	O.D. Size	Std. Pkg.	Per 100 Pieces			Discount Code
				Weight	304SS	316SS	
Cushion Clamp Assembly	AS 004IP	¼" Pipe	25	10.00	POA	POA	A
Cushion Clamp Assembly	AS 006IP	⅜" Pipe	25	11.00	POA	POA	A
Cushion Clamp Assembly	AS 008IP	½" Pipe	25	13.00	POA	POA	A
Cushion Clamp Assembly	AS 012IP	¾" Pipe	25	14.00	POA	POA	A
Cushion Clamp Assembly	AS 016IP	1" Pipe	25	17.00	POA	POA	A
Cushion Clamp Assembly	AS 020IP	1¼" Pipe	20	18.00	POA	POA	A
Cushion Clamp Assembly	AS 024IP	1½" Pipe	20	33.00	POA	POA	A
Cushion Clamp Assembly	AS 032IP	2" Pipe	10	41.00	POA	POA	A
Cushion Clamp Assembly	AS 040IP	2½" Pipe	10	49.00	POA	POA	A
Cushion Clamp Assembly	AS 048IP	3" Pipe	5	57.00	POA	POA	A
Cushion Clamp Assembly	AS 056IP	3½" Pipe	5	55.00	POA	POA	A
Cushion Clamp Assembly	AS 064IP	4" Pipe	5	88.00	POA	POA	A
Cushion Clamp Assembly	AS 084IP	5" Pipe	5	130.00	POA	POA	A
Cushion Clamp Assembly	AS 106IP	6" Pipe	5	140.00	POA	POA	A

Sold in full box only. Service Temperature: -65°F to 275°F.



## Price List

Sheet # AS-3.18  
Effective Date: March 5, 2018  
Replaces Prior Date: September 4, 2017

LEGEND:  
GR: Powder Coated Supr-Green  
EG: Electro-Galvanized

PG: Pre-Galvanized  
AL: Aluminum  
HG: Hot Dipped Galvanized

PL: Plain  
SS: Stainless Steel  
ZTC: Zinc Trivalent Chromium

# SPECIALTY STRUT

For technical data refer to the Anvil Strut Engineering Catalog.

## CUSHION CLAMP ASSEMBLY — TUBE SERIES




AS 0040D-AS 106P

Tube Series							
Description	Part No.	O.D. Size	Std. Pkg.	Per 100 Pieces			Discount Code
				Weight	304SS	316SS	
Cushion Clamp Assembly	AS 0040D	1/4"	25	10.00	POA	POA	A
Cushion Clamp Assembly	AS 0060D	3/8"	25	11.00	POA	POA	A
Cushion Clamp Assembly	AS 0080D	1/2"	25	13.00	POA	POA	A
Cushion Clamp Assembly	AS 0100D	5/8"	25	14.00	POA	POA	A
Cushion Clamp Assembly	AS 0120D	3/4"	25	14.00	POA	POA	A
Cushion Clamp Assembly	AS 0140D	7/8"	25	15.00	POA	POA	A
Cushion Clamp Assembly	AS 0160D	1"	25	17.00	POA	POA	A
Cushion Clamp Assembly	AS 0180D	1 1/8"	20	18.00	POA	POA	A
Cushion Clamp Assembly	AS 0200D	1 1/4"	20	18.00	POA	POA	A
Cushion Clamp Assembly	AS 0220D	1 3/8"	20	20.00	POA	POA	A
Cushion Clamp Assembly	AS 0240D	1 1/2"	20	33.00	POA	POA	A
Cushion Clamp Assembly	AS 0260D	1 5/8"	20	35.00	POA	POA	A
Cushion Clamp Assembly	AS 0280D	1 3/4"	20	37.00	POA	POA	A
Cushion Clamp Assembly	AS 0300D	1 7/8"	20	39.00	POA	POA	A
Cushion Clamp Assembly	AS 0320D	2"	10	41.00	POA	POA	A
Cushion Clamp Assembly	AS 0340D	2 1/8"	10	46.00	POA	POA	A
Cushion Clamp Assembly	AS 0360D	2 1/4"	10	58.00	POA	POA	A
Cushion Clamp Assembly	AS 0380D	2 3/8"	10	62.00	POA	POA	A
Cushion Clamp Assembly	AS 0400D	2 1/2"	5	63.00	POA	POA	A
Cushion Clamp Assembly	AS 0420D	2 5/8"	5	65.00	POA	POA	A
Cushion Clamp Assembly	AS 0480D	3"	5	66.00	POA	POA	A
Cushion Clamp Assembly	AS 0500D	3 1/8"	5	70.00	POA	POA	A
Cushion Clamp Assembly	AS 0580D	3 5/8"	5	78.00	POA	POA	A
Cushion Clamp Assembly	AS 0660D	4 1/8"	5	90.00	POA	POA	A
Cushion Clamp Assembly	AS 0980D	6 1/8"	1	140.00	POA	-	A

Sold in full box only. Service Temperature: -65°F to 275°F.

## H-Block



Model No. HBS-Base  
Rubber Support

HBS-Base Rubber Support-Base Only						
MODEL NO.	HEIGHT	WIDTH	BASE LENGTH	WEIGHT EACH (LBS.)	PALLET QUANTITY	SELL PRICE
HBS-Standard-Base Only	4" (101mm)	5" (127mm)	10-7/8" (276mm)	4.80	168	\$14.57




Model No. HBS  
Series - H-164

HBS-Support With 13/16" H-164 Pre-Galv. Steel Channel									
MODEL NO.	HEIGHT	WIDTH	STRUT LENGTH	BASE LENGTH	WEIGHT EACH (LBS.)	NO. OF BASES REQUIRED	PALLET QUANTITY	PRE-GALV SELL PRICE	HDG SELL PRICE
HBS-10-H-164-PG	4-7/8" (124mm)	5" (127mm)	9.312" (237mm)	10-7/8" (276mm)	5.62	1	144	\$19.64	\$24.24
HBS-24-H-164-PG			22.375" (568mm)	24" (610mm)	11.56	2	60	\$48.41	\$49.49
HBS-36-H-164-PG			34.375" (873mm)	36" (914mm)	17.41	3	36	\$68.58	\$72.19
HBS-48-H-164-PG			46.375" (1178mm)	48" (1219mm)	23.25	4	-	\$92.82	\$95.40




Model No. HBS  
Series - H-132

HBS-Support With 5/8" H-132 Pre-Galv. Steel Channel									
MODEL NO.	HEIGHT	WIDTH	STRUT LENGTH	BASE LENGTH	WEIGHT EACH (LBS.)	NO. OF BASES REQUIRED	PALLET QUANTITY	PRE-GALV SELL PRICE	HDG SELL PRICE
HBS-10-H-132-PG	5-5/8" (143mm)	5" (127mm)	9.312" (237mm)	10-7/8" (276mm)	6.26	1	120	\$22.21	\$26.75
HBS-24-H-132-PG			22.375" (568mm)	24" (610mm)	13.10	2	50	\$52.50	\$55.54
HBS-36-H-132-PG			34.375" (873mm)	36" (914mm)	19.77	3	30	\$73.72	\$79.25
HBS-48-H-132-PG			46.375" (1178mm)	48" (1219mm)	26.44	4	-	\$99.35	\$107.52



Model No. HBS-6  
Series - H-122

HBS-Support With 2 7/16" H-122 Pre-Galv. Steel Channel									
MODEL NO.	HEIGHT	WIDTH	STRUT LENGTH	BASE LENGTH	WEIGHT EACH (LBS.)	NO. OF BASES REQUIRED	PALLET QUANTITY	PRE-GALV SELL PRICE	HDG SELL PRICE
HBS-6-10-H-122-PG	6-7/16" (165mm)	5" (127mm)	9.312" (237mm)	10-7/8" (276mm)	6.69	1	120	\$29.06	\$33.12
HBS-6-24-H-122-PG			22.375" (568mm)	24" (610mm)	14.13	2	50	\$60.45	POA
HBS-6-36-H-122-PG			34.375" (873mm)	36" (914mm)	21.35	3	30	\$83.20	POA
HBS-6-48-H-122-PG			46.375" (1178mm)	48" (1219mm)	28.58	4	-	\$118.02	POA



Model No. HBS-CE  
Extension Series


HBS-Support With Thread Rod Extension & 13/16" H-164 Pre-Galv. Steel Channel									
MODEL NO.	HEIGHT	WIDTH	STRUT LENGTH	STRUT SIZE	BASE LENGTH	WEIGHT EACH (LBS.)	PALLET QUANTITY	PRE-GALV SELL PRICE	HDG SELL PRICE
HBS-CE10-8-H-164-PG	8" (203mm)	5" (127mm)	9.312" (237mm)	13 13/16" H-164	10-7/8" (276mm)	6.89	66	\$38.80	POA
HBS-CE10-12-H-164-PG	12" (305mm)					7.34	66	\$48.56	POA
HBS-CE10-16-H-132-PG	16" (406mm)		24.000" (610mm)	1-5/8" H-132	26" (660mm)	15.85	16	\$72.09	POA

## H-Block




Model No. HBS-CB  
Bridge Series

Bridge Length Support With 2 HBS Bases & 1- $\frac{5}{8}$ " H-132 Pre-Galv. Steel Channel								
MODEL NO.	HEIGHT	WIDTH	STRUT LENGTH	BASE LENGTH	WEIGHT EACH (LBS.)	PALLET QUANTITY	PRE-GALV SELL PRICE	HDG SELL PRICE
HBS-CB10-28-H-132-PG	5- $\frac{5}{8}$ " (143mm)	5" (127mm)	28" (711mm)	29- $\frac{3}{4}$ " (756mm)	13.96	100	\$57.89	POA
HBS-CB10-36-H-132-PG			36" (914mm)	37- $\frac{3}{4}$ " (959mm)	15.18	100	\$61.22	POA
HBS-CB10-42-H-132-PG			42" (1067mm)	43- $\frac{3}{4}$ " (1111mm)	16.09	80	\$68.76	POA
HBS-CB10-50-H-132-PG			50" (1270mm)	51- $\frac{3}{4}$ " (1314mm)	17.31	-	\$73.41	POA
HBS-CB10-60-H-132-PG			60" (1524mm)	61- $\frac{3}{4}$ " (1568mm)	18.84	-	\$80.86	POA




Model No.  
HBS-CES-Medium

Raised Bridge Length With 2 HBS Bases 1- $\frac{5}{8}$ " H-132 Pre-Galv Steel Channel							
MODEL NO.	HEIGHT	BASE WIDTH	BASE LENGTH	WEIGHT EACH (LBS.)	PALLET QUANTITY	PRE-GALV SELL PRICE	HDG SELL PRICE
HBS-CES-10-12-H-132-PG	10" (254mm)	18- $\frac{5}{8}$ " (473mm)	10- $\frac{7}{8}$ " (276mm)	19.35	36	\$138.60	POA
HBS-CES-10-24-H-132-PG		30- $\frac{5}{8}$ " (763mm)		21.05	16	\$146.79	POA



Model No.  
HBS-CES-Heavy

Raised Bridge Length With 2 HBS Bases 3- $\frac{1}{4}$ " H-132-A Pre-Galv Steel Channel							
MODEL NO.	HEIGHT	BASE WIDTH	BASE LENGTH	WEIGHT EACH (LBS.)	PALLET QUANTITY	PRE-GALV SELL PRICE	HDG SELL PRICE
HBS-CES-16-24-H-132-A-PG	16" (406mm)	30- $\frac{5}{8}$ " (763mm)	10- $\frac{7}{8}$ " (276mm)	30.62	-	\$372.38	POA
HBS-CES-16-36-H-132-A-PG		42- $\frac{5}{8}$ " (1067mm)		32.96	-	\$409.61	POA



Model No. HBS-Roller  
Series

HBS Base With 1- $\frac{5}{8}$ " H-132 Pre-Galv Steel Channel and Rollers								
MODEL NO.	HEIGHT	PIPE SIZE (O.D.)	BASE LENGTH	WEIGHT EACH (LBS.)	NO. OF BASES REQUIRED	PALLET QUANTITY	PRE-GALV SELL PRICE	HDG SELL PRICE
HBS-R10-1-2-H-132-PG	8" (203mm)	1" to 2" (25 to 51mm)	10- $\frac{7}{8}$ " (276mm)	9.13	1	96	\$59.47	POA
HBS-R10-2-3 $\frac{1}{2}$ -H-132-PG		2" to 3- $\frac{1}{2}$ " (51 to 89mm)		8.94	1	96	\$76.90	POA
HBS-R10-4-6-H-132-PG	8- $\frac{1}{8}$ " (206mm)	4" to 6" (102 to 152mm)		9.37	1	72	\$89.92	POA
HBS-R24-8-10-H-132-PG	10- $\frac{5}{16}$ " (262mm)	8" to 10" (203 to 1254mm)	24" (610mm)	21.26	2	24	\$105.96	POA



## H-Block



**Model No. HBS-DSFW**  
**Fixed Width**  
**Duct Support**

Duct Support With Fixed Width and Adjustable Height (All hardware required for assembly is included)							
MODEL NO.	WIDTH	HEIGHT	NO. OF BASES	WEIGHT EACH (LBS.)	PALLET QUANTITY	PRE-GALV SELL PRICE	HDG SELL PRICE
HBS-DS2FW-23-18-H-132-PG	18" (457mm)	23" (584mm)	4	39.80	-	\$205.30	POA
HBS-DS2FW-23-24-H-132-PG	24" (610mm)		4	40.67	-	\$210.48	POA
HBS-DS2FW-23-36-H-132-PG	36" (914mm)		4	42.33	-	\$215.76	POA
HBS-DS2FW-23-48-H-132-PG	48" (1219mm)		4	43.99	-	\$220.83	POA
MODEL NO.	WIDTH	HEIGHT	NO. OF BASES	WEIGHT EACH (LBS.)	PALLET QUANTITY	PRE-GALV SELL PRICE	HDG SELL PRICE
HBS-DS2FW-29-18-H-132-PG	18" (457mm)	29" (737mm)	4	41.58	-	\$228.19	POA
HBS-DS2FW-29-24-H-132-PG	24" (610mm)		4	42.41	-	\$233.65	POA
HBS-DS2FW-29-36-H-132-PG	36" (914mm)		4	44.08	-	\$239.23	POA
HBS-DS2FW-29-48-H-132-PG	48" (1219mm)		4	45.74	-	\$244.82	POA
MODEL NO.	WIDTH	HEIGHT	NO. OF BASES	WEIGHT EACH (LBS.)	PALLET QUANTITY	PRE-GALV SELL PRICE	HDG SELL PRICE
HBS-DS2FW-41-18-H-132-PG	18" (457mm)	41" (1041mm)	4	45.07	-	\$236.44	POA
HBS-DS2FW-41-24-H-132-PG	24" (610mm)		4	45.90	-	\$240.91	POA
HBS-DS2FW-41-36-H-132-PG	36" (914mm)		4	47.56	-	\$243.14	POA
HBS-DS2FW-41-48-H-132-PG	48" (1219mm)		4	49.22	-	\$247.60	POA
MODEL NO.	WIDTH	HEIGHT	NO. OF BASES	WEIGHT EACH (LBS.)	PALLET QUANTITY	PRE-GALV SELL PRICE	HDG SELL PRICE
HBS-DS3FW-53-18-H-132-PG	18" (457mm)	53" (1346mm)	6	62.23	-	\$221.03	POA
HBS-DS3FW-53-24-H-132-PG	24" (610mm)		6	63.06	-	\$225.09	POA
HBS-DS3FW-53-36-H-132-PG	36" (914mm)		6	64.72	-	\$229.14	POA
HBS-DS3FW-53-48-H-132-PG	48" (1219mm)		6	66.38	-	\$233.21	POA

## H-Block



**Model No. HBS-DSAW**  
Adjustable Width  
Duct Support

Duct Support With Adjustable Width and Height (All hardware required for assembly is included)								
MODEL NO.	WIDTH		HEIGHT	NO. OF BASES	WEIGHT EACH (LBS.)	PALLET QUANTITY	PRE-GALV SELL PRICE	HDG SELL PRICE
	MINIMUM	MAXIMUM						
HBS-DSAW-29-20-26-H-132-PG	19- <sup>1</sup> / <sub>4</sub> " (489mm)	26- <sup>3</sup> / <sub>4</sub> " (679mm)	28.813" (732mm)	2	29.61	-	\$234.84	POA
HBS-DSAW-29-25-39-H-132-PG	24- <sup>7</sup> / <sub>8</sub> " (632mm)	39- <sup>7</sup> / <sub>8</sub> " (1013mm)		2	31.19	-	\$266.50	POA
HBS-DS2AW-29-38-62-H-132-PG	38" (965mm)	62- <sup>3</sup> / <sub>8</sub> " (1575mm)		4	46.47	-	\$278.50	POA
HBS-DS3AW-29-63-103-H-132-PG	62- <sup>3</sup> / <sub>8</sub> " (1584mm)	103- <sup>5</sup> / <sub>8</sub> " (2617mm)		6	66.90	-	\$329.79	POA


MODEL NO.	WIDTH		HEIGHT	NO. OF BASES	WEIGHT EACH (LBS.)	PALLET QUANTITY	PRE-GALV SELL PRICE	HDG SELL PRICE
	MINIMUM	MAXIMUM						
HBS-DSAW-36-20-26-H-132-PG	19- <sup>1</sup> / <sub>4</sub> " (489mm)	26- <sup>3</sup> / <sub>4</sub> " (679mm)	36" (914mm)	2	30.61	-	\$237.25	POA
HBS-DSAW-36-25-39-H-132-PG	24- <sup>7</sup> / <sub>8</sub> " (632mm)	39- <sup>7</sup> / <sub>8</sub> " (1013mm)		2	32.19	-	\$267.68	POA
HBS-DS2AW-36-38-62-H-132-PG	38" (965mm)	62- <sup>3</sup> / <sub>8</sub> " (1575mm)		4	47.47	-	\$279.84	POA
HBS-DS3AW-36-63-103-H-132-PG	62- <sup>3</sup> / <sub>8</sub> " (1584mm)	103- <sup>5</sup> / <sub>8</sub> " (2617mm)		6	67.90	-	\$330.52	POA



**Model No. HBS-PH-36**  
36" Light Duty Pipe  
Hanger Support Series

36" Light Duty Pipe Hanger Support Series with H-132 PG Top Support									
MODEL NO.	STRUT WIDTH	BASE WIDTH	HEIGHT	BASE LENGTH	NO. OF BASES	WEIGHT EACH (LBS.)	PALLET QUANTITY	PRE-GALV SELL PRICE	HDG SELL PRICE
HBS-PH-36-36-H-132-PG	36" (914mm)	39- <sup>3</sup> / <sub>8</sub> " (1000mm)	36" (914mm)	36" (914mm)	6	62.00	-	\$263.82	POA
HBS-PH-36-48-H-132-PG	48" (1219mm)	51- <sup>3</sup> / <sub>8</sub> " (1305mm)				64.00	-	\$267.57	POA
HBS-PH-36-60-H-132-PG	60" (1524mm)	63- <sup>3</sup> / <sub>8</sub> " (1610mm)				66.00	-	\$271.33	POA
HBS-PH-36-72-H-132-PG	72" (1829mm)	75- <sup>3</sup> / <sub>8</sub> " (1915mm)				68.00	-	\$275.08	POA

## H-Block



**Model No. HBS-PH-36**  
**36" Medium Duty Pipe**  
**Hanger Support Series**

36" Medium Duty Pipe Hanger Support Series with H-122 PG Top Support									
MODEL NO.	STRUT WIDTH	BASE WIDTH	HEIGHT	BASE LENGTH	NO. OF BASES	WEIGHT EACH (LBS.)	PALLET QUANTITY	PRE-GALV SELL PRICE	HDG SELL PRICE
HBS-PH-36-36-H-122-PG	36" (914mm)	39- <sup>3</sup> / <sub>8</sub> " (1000mm)	36" (914mm)	36" (914mm)	6	63.00	-	\$268.82	POA
HBS-PH-36-48-H-122-PG	48" (1219mm)	51- <sup>3</sup> / <sub>8</sub> " (1305mm)				66.00	-	\$275.08	POA
HBS-PH-36-60-H-122-PG	60" (1524mm)	63- <sup>3</sup> / <sub>8</sub> " (1610mm)				68.00	-	\$280.08	POA
HBS-PH-36-72-H-122-PG	72" (1829mm)	75- <sup>3</sup> / <sub>8</sub> " (1915mm)				71.00	-	\$286.33	POA

36" Medium Duty Pipe Hanger Support Series with H-112 PG Top Support									
MODEL NO.	STRUT WIDTH	BASE WIDTH	HEIGHT	BASE LENGTH	NO. OF BASES	WEIGHT EACH (LBS.)	PALLET QUANTITY	PRE-GALV SELL PRICE	HDG SELL PRICE
HBS-PH-36-36-H-112-PG	36" (914mm)	39- <sup>3</sup> / <sub>8</sub> " (1000mm)	36" (914mm)	36" (914mm)	6	65.00	-	\$272.57	POA
HBS-PH-36-48-H-112-PG	48" (1219mm)	51- <sup>3</sup> / <sub>8</sub> " (1305mm)				68.00	-	\$278.83	POA
HBS-PH-36-60-H-112-PG	60" (1524mm)	63- <sup>3</sup> / <sub>8</sub> " (1610mm)				71.00	-	\$285.08	POA
HBS-PH-36-72-H-112-PG	72" (1829mm)	75- <sup>3</sup> / <sub>8</sub> " (1915mm)				71.00	-	\$292.58	POA



**Model No. HBS-PH-36**  
**36" Heavy Duty Pipe**  
**Hanger Support Series**

36" Heavy Duty Pipe Hanger Support Series with H-122A PG Top Support									
MODEL NO.	STRUT WIDTH	BASE WIDTH	HEIGHT	BASE LENGTH	NO. OF BASES	WEIGHT EACH (LBS.)	PALLET QUANTITY	PRE-GALV SELL PRICE	HDG SELL PRICE
HBS-PH-36-36-H-122A-PG	36" (914mm)	39- <sup>3</sup> / <sub>8</sub> " (1000mm)	36" (914mm)	36" (914mm)	6	70.00	-	\$290.08	POA
HBS-PH-36-48-H-122A-PG	48" (1219mm)	51- <sup>3</sup> / <sub>8</sub> " (1305mm)				75.00	-	\$303.83	POA
HBS-PH-36-60-H-122A-PG	60" (1524mm)	63- <sup>3</sup> / <sub>8</sub> " (1610mm)				80.00	-	\$316.34	POA
HBS-PH-36-72-H-122A-PG	72" (1829mm)	75- <sup>3</sup> / <sub>8</sub> " (1915mm)				84.00	-	\$328.84	POA

36" Heavy Duty Pipe Hanger Support Series with H-112A PG Top Support									
MODEL NO.	STRUT WIDTH	BASE WIDTH	HEIGHT	BASE LENGTH	NO. OF BASES	WEIGHT EACH (LBS.)	PALLET QUANTITY	PRE-GALV SELL PRICE	HDG SELL PRICE
HBS-PH-36-36-H-112A-PG	36" (914mm)	39- <sup>3</sup> / <sub>8</sub> " (1000mm)	36" (914mm)	36" (914mm)	6	73.00	-	\$296.33	POA
HBS-PH-36-48-H-112A-PG	48" (1219mm)	51- <sup>3</sup> / <sub>8</sub> " (1305mm)				79.00	-	\$311.34	POA
HBS-PH-36-60-H-112A-PG	60" (1524mm)	63- <sup>3</sup> / <sub>8</sub> " (1610mm)				85.00	-	\$326.34	POA
HBS-PH-36-72-H-112A-PG	72" (1829mm)	75- <sup>3</sup> / <sub>8</sub> " (1915mm)				91.00	-	\$341.34	POA

Note: The Pipe Hanger Support Series will be shipped with Strut attached to the base.  
 Assembly hardware for attachment of support frames to the base is included. Pipe Hangers and Rod are not included.

## H-Block



**Model No. HBS-PH-48**  
**48" Light Duty Pipe**  
**Hanger Support Series**

### 48" Light Duty Pipe Hanger Support Series with H-132 PG Top Support

MODEL NO.	STRUT WIDTH	BASE WIDTH	HEIGHT	BASE LENGTH	NO. OF BASES	WEIGHT EACH (LBS.)	PALLET QUANTITY	PRE-GALV SELL PRICE	HDG SELL PRICE
HBS-PH-48-36-H-132-PG	36" (914mm)	39- <sup>3</sup> / <sub>8</sub> " (1000mm)	48" (1219mm)	36" (914mm)	6	66.00	-	\$271.33	POA
HBS-PH-48-48-H-132-PG	48" (1219mm)	51- <sup>3</sup> / <sub>8</sub> " (1305mm)				68.00	-	\$275.08	POA
HBS-PH-48-60-H-132-PG	60" (1524mm)	63- <sup>3</sup> / <sub>8</sub> " (1610mm)				70.00	-	\$278.83	POA
HBS-PH-48-72-H-132-PG	72" (1829mm)	75- <sup>3</sup> / <sub>8</sub> " (1915mm)				72.00	-	\$282.58	POA



**Model No. HBS-PH-48**  
**48" Medium Duty Pipe**  
**Hanger Support Series**

### 48" Medium Duty Pipe Hanger Support Series with H-122 PG Top Support


MODEL NO.	STRUT WIDTH	BASE WIDTH	HEIGHT	BASE LENGTH	NO. OF BASES	WEIGHT EACH (LBS.)	PALLET QUANTITY	PRE-GALV SELL PRICE	HDG SELL PRICE
HBS-PH-48-36-H-122-PG	36" (914mm)	39- <sup>3</sup> / <sub>8</sub> " (1000mm)	48" (1219mm)	36" (914mm)	6	67.00	23	\$276.33	POA
HBS-PH-48-48-H-122-PG	48" (1219mm)	51- <sup>3</sup> / <sub>8</sub> " (1305mm)				70.00	23	\$282.58	POA
HBS-PH-48-60-H-122-PG	60" (1524mm)	63- <sup>3</sup> / <sub>8</sub> " (1610mm)				72.00	23	\$287.58	POA
HBS-PH-48-72-H-122-PG	72" (1829mm)	75- <sup>3</sup> / <sub>8</sub> " (1915mm)				75.00	22	\$293.83	POA

### 48" Medium Duty Pipe Hanger Support Series with H-112 PG Top Support

MODEL NO.	STRUT WIDTH	BASE WIDTH	HEIGHT	BASE LENGTH	NO. OF BASES	WEIGHT EACH (LBS.)	PALLET QUANTITY	PRE-GALV SELL PRICE	HDG SELL PRICE
HBS-PH-48-36-H-112-PG	36" (914mm)	39- <sup>3</sup> / <sub>8</sub> " (1000mm)	48" (1219mm)	36" (914mm)	6	69.00	-	\$280.08	POA
HBS-PH-48-48-H-112-PG	48" (1219mm)	51- <sup>3</sup> / <sub>8</sub> " (1305mm)				72.00	-	\$286.33	POA
HBS-PH-48-60-H-112-PG	60" (1524mm)	63- <sup>3</sup> / <sub>8</sub> " (1610mm)				75.00	-	\$293.83	POA
HBS-PH-48-72-H-112-PG	72" (1829mm)	75- <sup>3</sup> / <sub>8</sub> " (1915mm)				78.00	-	\$300.08	POA

Note: The Pipe Hanger Support Series will be shipped with Strut attached to the base.  
 Assembly hardware for attachment of support frames to the base is included. Pipe Hangers and Rod are not included.

## H-Block



**Model No. HBS-PH-48**  
**48" Heavy Duty Pipe**  
**Hanger Support Series**

48" Heavy Duty Piper Hanger Support Series with H-122A PG Top Support									
MODEL NO.	STRUT WIDTH	BASE WIDTH	HEIGHT	BASE LENGTH	NO. OF BASES	WEIGHT EACH (LBS.)	PALLET QUANTITY	PRE-GALV SELL PRICE	HDG SELL PRICE
HBS-PH-48-36-H-122A-PG	36" (914mm)	39- <sup>3</sup> / <sub>8</sub> " (1000mm)	48" (1219mm)	36" (914mm)	6	74.00	-	\$297.58	POA
HBS-PH-48-48-H-122A-PG	48" (1219mm)	51- <sup>3</sup> / <sub>8</sub> " (1305mm)				79.00	-	\$311.34	POA
HBS-PH-48-60-H-122A-PG	60" (1524mm)	63- <sup>3</sup> / <sub>8</sub> " (1610mm)				83.00	-	\$323.84	POA
HBS-PH-48-72-H-122A-PG	72" (1829mm)	75- <sup>3</sup> / <sub>8</sub> " (1915mm)				88.00	-	\$336.34	POA

48" Heavy Duty Pipe Hanger Support Series with H-112A PG Top Support									
MODEL NO.	STRUT WIDTH	BASE WIDTH	HEIGHT	BASE LENGTH	NO. OF BASES	WEIGHT EACH (LBS.)	PALLET QUANTITY	PRE-GALV SELL PRICE	HDG SELL PRICE
HBS-PH-48-36-H-112A-PG	36" (914mm)	39- <sup>3</sup> / <sub>8</sub> " (1000mm)	48" (1219mm)	36" (914mm)	6	77.00	-	\$303.83	POA
HBS-PH-48-48-H-112A-PG	48" (1219mm)	51- <sup>3</sup> / <sub>8</sub> " (1305mm)				82.00	-	\$318.84	POA
HBS-PH-48-60-H-112A-PG	60" (1524mm)	63- <sup>3</sup> / <sub>8</sub> " (1610mm)				88.00	-	\$333.84	POA
HBS-PH-48-72-H-112A-PG	72" (1829mm)	75- <sup>3</sup> / <sub>8</sub> " (1915mm)				94.00	-	\$348.85	POA




**Model No. 80003**  
 Recommended to be used  
 with HBS - Roller Series,  
 HBS - CE Extension Series  
 and HBS - PH Pipe Hanger  
 Series.

H-Pad Slip Sheet					
MODEL NO.	LENGTH	WIDTH	THICKNESS	Wt./100 PCS	SELL PRICE
H-PAD-80003	16"	8"	0.060"	25.8 lbs	\$9.30


Note: The Pipe Hanger Support Series will be shipped with Strut attached to the base.  
 Assembly hardware for attachment of support frames to the base is included. Pipe Hangers and Rod are not included.

## H-Block Mini




Model No.  
HBM-Mini Base Only

HBM-Base Rubber Support-Base Only						
MODEL NO.	HEIGHT	WIDTH	BASE LENGTH	WEIGHT EACH (LBS.)	PALLET QUANTITY	SELL PRICE
HBM-Mini Base Only	4" (101mm)	5" (127mm)	6-5/8" (168mm)	2.50	280	\$11.08



Model No.  
HBM-5-H-164

HBM-Support With $1\frac{3}{16}$ " H-164 Pre-Galv. Steel Channel							
MODEL NO.	HEIGHT	WIDTH	BASE LENGTH	WEIGHT EACH (LBS.)	PALLET QUANTITY	PRE-GALV SELL PRICE	HDG SELL PRICE
HBM-5-H-164	4-13/16" (122mm)	5" (127mm)	6-5/8" (168mm)	2.90	240	\$12.47	\$13.30



Model No.  
HBM-5-H-132

HBM-Support With 1- $\frac{5}{8}$ " H-132 Pre-Galv. Steel Channel							
MODEL NO.	HEIGHT	WIDTH	BASE LENGTH	WEIGHT EACH (LBS.)	PALLET QUANTITY	PRE-GALV SELL PRICE	HDG SELL PRICE
HBM-5-H-132	5-5/8" (143mm)	5" (127mm)	6-5/8" (168mm)	3.40	200	\$14.61	\$16.50



Model No.  
HBM-HPC

HBM-Hinged Pipe Clamp Series						
MODEL NO.	HEIGHT TO CENTER OF PIPE	WIDTH	BASE LENGTH	WEIGHT EACH (LBS.)	PALLET QUANTITY	SELL PRICE
HBM-HPC- $\frac{1}{2}$ IN-EG	10"-12" (254mm-305mm)	5" (127mm)	6-5/8" (168mm)	2.70	-	\$17.34
HBM-HPC- $\frac{3}{4}$ IN-EG				2.80	-	\$17.69
HBM-HPC-1 IN-EG				2.90	-	\$18.05
HBM-HPC-1 $\frac{1}{4}$ IN-EG				3.00	-	\$18.53
HBM-HPC-1 $\frac{1}{2}$ IN-EG				3.10	-	\$19.12
HBM-HPC-2 IN-EG				3.30	-	\$19.83



Model No.  
HBM-CE5-10-12-H-132

HBM-Support With Threaded Rod Extension & 1- $\frac{5}{16}$ " H-132 Pre-Galv. Steel Channel							
MODEL NO.	HEIGHT	WIDTH	BASE LENGTH	WEIGHT EACH (LBS.)	PALLET QUANTITY	PRE-GALV SELL PRICE	HDG SELL PRICE
HBM-CE5-10-12-H-132	10"-12" (254mm-305mm)	5" (127mm)	6-5/8" (168mm)	4.00	-	\$19.25	\$22.56

**INDEX**

PRODUCT	DESCRIPTION	PAGE
<b>CHANNEL</b>		
AS 100	3 $\frac{1}{4}$ " x 1 $\frac{5}{8}$ " 12 Gauge Channel . . . . .	14
AS 100BTB	6 $\frac{1}{2}$ " x 1 $\frac{5}{8}$ " 12 Gauge Back-to-Back Channel . . . . .	14
AS 150	2 $\frac{7}{16}$ " x 1 $\frac{5}{8}$ " 12 Gauge Channel . . . . .	14
AS 150BTB	4 $\frac{7}{8}$ " x 1 $\frac{5}{8}$ " 12 Gauge Back-to-Back Channel . . . . .	14
AS 200	1 $\frac{5}{8}$ " x 1 $\frac{5}{8}$ " 12 Gauge Channel . . . . .	15
AS 200BTB	3 $\frac{1}{4}$ " x 1 $\frac{5}{8}$ " 12 Gauge Back-to-Back Channel . . . . .	15
AS 210	1 $\frac{5}{8}$ " x 1 $\frac{5}{8}$ " 14 Gauge Channel . . . . .	16
AS 210BTB	3 $\frac{1}{4}$ " x 1 $\frac{5}{8}$ " 14 Gauge Back-to-Back Channel . . . . .	16
AS 300	1 $\frac{3}{8}$ " x 1 $\frac{5}{8}$ " 12 Gauge Channel . . . . .	16
AS 300BTB	2 $\frac{3}{4}$ " x 1 $\frac{5}{8}$ " 12 Gauge Back-to-Back Channel . . . . .	16
AS 400	1" x 1 $\frac{5}{8}$ " 12 Gauge Channel . . . . .	17
AS 400BTB	2" x 1 $\frac{5}{8}$ " 12 Gauge Back-to-Back Channel . . . . .	17
AS 500	1 $\frac{3}{16}$ " x 1 $\frac{5}{8}$ " 14 Gauge Channel . . . . .	17
AS 500BTB	1 $\frac{5}{8}$ " x 1 $\frac{5}{8}$ " 14 Gauge Back-to-Back Channel . . . . .	17
AS 520	1 $\frac{3}{16}$ " x 1 $\frac{5}{8}$ " 12 Gauge Channel . . . . .	18
AS 520BTB	1 $\frac{5}{8}$ " x 1 $\frac{5}{8}$ " 12 Gauge Back-to-Back Channel . . . . .	18
AS 560	1 $\frac{3}{16}$ " x 1 $\frac{5}{8}$ " 16 Gauge Channel . . . . .	18
AS 707	Raceway Closure Strip . . . . .	18
AS 707P	Painted Closure Strip . . . . .	18

**CHANNEL NUTS & HARDWARE**

AS LS	Clamping Nut with Long Spring . . . . .	19
AS NS	Clamping Nut without Spring . . . . .	19
AS RS	Clamping Nut with Regular Spring . . . . .	19
AS SS	Clamping Nut with Short Spring . . . . .	19
AS TG	Top Grip Nut with Spring on Top . . . . .	20
AS 517	Stud Nut with RS Spring . . . . .	20
AS 3281	Double Conveyor Adjusting Nuts . . . . .	20
AS 83	Hexagon Nut . . . . .	20
Fig. 135	Rod Coupling . . . . .	21
Fig. 146	Continuous Threaded Rod . . . . .	21
AS 203	Linked Eyelet with Stud . . . . .	21
AS 209	Flat Washer . . . . .	22
AS 211	Lock Washer . . . . .	22
AS 230	Fender Washer . . . . .	22
AS 6075	Slotted Hex Head Machine Screw . . . . .	22
AS 6108	Square Nut . . . . .	22
AS 3500	Seismic Rod Stiffener . . . . .	21
AS 6024	Hex Head Cap Screw . . . . .	22



# INDEX

PRODUCT	DESCRIPTION	PAGE	PRODUCT	DESCRIPTION	PAGE
<b>FITTINGS AND ACCESSORIES</b>			AS 687	Slotted "U" Support. . . . .	27
AS 85	Rod or Insulator Support . . . . .	23	AS 689	Adj. Double Slotted Corner Connector	27
Fig. 86	Clamp with Lock Nut . . . . .	23	AS 708	Single Channel Bracket Support . . . . .	28
Fig. 93	Top Beam "C" Clamp (C\," x Z\X") . . . . .	23	AS 710	"U" Support. . . . .	28
Fig. 94	Top Beam "C" Clamp (B\," x C\V") . . . . .	23	AS 711	"Z" Support. . . . .	28
Fig. 95	Clamp with Lock Nut . . . . .	23	AS 712	Cross Plate. . . . .	28
AS 601	Two Hole Splice Plate . . . . .	23	AS 714	"T" Plate . . . . .	28
AS 602	Three Hole Splice Plate . . . . .	23	AS 715	"T" Plate 90° Angle. . . . .	28
AS 603	Two Hole End Angle. . . . .	23	AS 718	Flat Angle Plate . . . . .	28
AS 604	Two Hole Corner Angle . . . . .	23	AS 719	Four Hole Corner Plate . . . . .	28
AS 605	Three Hole Corner Angle . . . . .	23	AS 720 RH/LH	Angle Plate Connector . . . . .	28
AS 606	Three Hole Corner Angle . . . . .	23	AS 721	"U" Support. . . . .	28
AS 607	Four Hole Corner Angle . . . . .	23	AS 732	Shelf Bracket . . . . .	28
AS 609	Two Hole Offset "Z" Support . . . . .	24	AS 733	Six Hole "U" Support . . . . .	29
AS 611	"Z" Support . . . . .	24	AS 735	Eight Hole "U" Support. . . . .	29
AS 612	"Z" Support . . . . .	24	AS 744	Flat Corner Connector . . . . .	29
AS 613	"U" Support. . . . .	24	AS 745	Three Hole Corner Angle . . . . .	29
AS 614	Four Hole Joint Angle Connector. . . . .	24	AS 747	Symmetrical Four Hole Connector. . . . .	29
AS 615	Five Hole Shelf Joint Angle Connector. . . . .	24	AS 748	Four Hole Corner Joint Connector . . . . .	29
AS 616	Four Hole Splice Clevis . . . . .	24	AS 750	Four Hole Corner Connector . . . . .	29
AS 617	Three Hole Swivel Plate. . . . .	24	AS 756	"Z" Support . . . . .	28
AS 618	Two Hole Swivel Plate . . . . .	24	AS 763 & AS 764	Slotted Adj. Corner Angle . . . . .	29
AS 619	Square Washer. . . . .	24	AS 781	Four Hole Open Angle Connector . . . . .	30
AS 620	Two Hole Connecting Plate . . . . .	25	AS 793	Four Hole Closed Angle Connector . . . . .	30
AS 624	Two Hole Closed Angle Connector . . . . .	25	AS 806	Two Hole Angle with Impressions on Both Legs. . . . .	30
AS 629	Three Hole Splice Clevis . . . . .	25	AS 809	Double Channel Bracket. . . . .	31
AS 631	Two Hole Splice Clevis. . . . .	25	AS 821	Eight Hole Double Angle Connector . . . . .	31
AS 633	Two Hole Open Angle Connector. . . . .	25	AS 825 RH/LH	Pipe Axle Support. . . . .	31
AS 644	Two Hole Splice Clevis. . . . .	25	AS 838 RH/LH	6" thru 30" Shelf Bracket . . . . .	31
AS 645	Three Hole Splice Clevis . . . . .	25	AS 854	Flat Connector . . . . .	32
AS 646	Four Hole Splice Clevis . . . . .	25	AS 855	Angular "I" Beam Clamp. . . . .	32
AS 651	Reversible Strut Bracket. . . . .	25	AS 858	Heavy Duty Suspension Rod Beam Clamps. . . . .	32
AS 655 & AS 656	Type "A" End Cap. . . . .	26	AS 865	Wide Throat Heavy Duty Beam Clamp. . . . .	32
AS 661 T1	Strut Bracket (Slot Up) . . . . .	26	AS 871	Safety Anchor Strap . . . . .	32
AS 661 T2	Strut Bracket (Slot Down) . . . . .	26	AS 888	Four Hole Splice Plate . . . . .	32
AS 665	Four Hole Double Corner Connector . . . . .	26	AS 889	Five Hole Splice Plate . . . . .	32
AS 666	Six Hole Double Corner Connector . . . . .	26	AS 901 & AS 902	Type "A" End Cap . . . . .	33
AS 667	Eight Hole Double Corner Connector. . . . .	26	AS 907	"I" Beam Clamp . . . . .	33
AS 668	Six Hole Three Angle Connector . . . . .	26	AS 913	Ten Hole Two Angle Clevis Connector. . . . .	33
AS 669	Twelve Hole Three Angle Clevis Connector. . . . .	26	AS 921	One Hole Angle . . . . .	33
AS 677	Cup Support for Standard Single Strut	27	AS 922 RH/LH	Two Hole Single Corner Angle Connector. . . . .	33
AS 678	Three Hole "U" Support . . . . .	27	AS 923	Five Hole Two Angle Connector. . . . .	33
AS 679	"U" Support. . . . .	27	AS 925	Symmetrical Three Hole Joint Connector	33
AS 684	Beam Clamp. . . . .	27	AS 926	Strut Brace . . . . .	33
AS 685	Beam Clamp. . . . .	27	AS 927	Five Hole Corner Connector. . . . .	33
AS 686	Beam clamp . . . . .	27	AS 928	"Z" Support . . . . .	34

## INDEX

### PRODUCT DESCRIPTION .....PAGE

#### FITTINGS AND ACCESSORIES (Continued)

AS 929	"U" Support .....	34
AS 930	Type "A" End Cap .....	34
AS 978	"U" Support .....	34
AS 993	Inside Clevis .....	34
AS 998	"I" Beam Clamp .....	35
AS 2064	Double Column Post Base .....	35
AS 2112	Cross Connector .....	35
AS 2119	"U" Connector .....	35
AS 2128	RH/LH Six Hole Corner Connector .....	35
AS 2144	Corner Angle .....	35
AS 2190	Flat Corner Connector .....	35
AS 2401 - 2403	Ladder Rung .....	36
AS 2404 - 2408	Wall Ladder Bracket .....	36
AS 2421	45° Stair Tread Support .....	36
AS 2422	37Zx° Stair Tread Support .....	36
AS 2504	Square Washer with Channel Guide .....	36
AS 2511	End Cap with Knock Out .....	36
AS 2520	Two Hole Adjustment Angle .....	37
AS 2521	Two Wheel Trolley .....	37
AS 2522	Four Wheel Trolley .....	37
AS 2528	Trolley Beam Standard Support .....	37
AS 2528-1	Trolley Beam Joint Support .....	37
AS 2545	Slotted 90° Angle .....	37
AS 2560 & 2561	Conduit Connector Fitting Assembly .....	37
AS 2580	Type "A" End Cap .....	38
AS 2601	"Z" Support .....	38
AS 2623	Swivel Adapter .....	38
AS 2627	Spacer Clevis .....	38
AS 2631	Swing Gate Fixture Hanger .....	39
AS 2631D	Swing Gate Fixture Hanger .....	39
AS 2648	"U" Support .....	39
AS 2651	Beam Clamp .....	39
AS 2654	Column Attachment .....	39
AS 2656	"U" Bolt Beam Clamp with Hook .....	40
AS 2657	Double "U" Bolt Beam Clamp .....	40
AS 3013	Single Column Post Base .....	40
AS 3025	Post Base .....	40
AS 3029	Double Column Post Base .....	40
AS 3033	Post Base .....	40
AS 3040	Post Base .....	40
AS 3049	Two Hole Slotted 90° Corner Connector .....	41
AS 3060	Offset Connector .....	41
AS 3064	Double Column Post Base .....	41
AS 3164	Double Channel Bracket Support .....	41

### PRODUCT DESCRIPTION .....PAGE

AS 3373	Universal Angle Bracket .....	41
AS 6153	Safety End Cap .....	42
AS 9400	Adjustable Base .....	42
AS 9401	Double Adjustable Base .....	42
AS 9402	Two Hole Hinge Connector .....	42
AS 9403	Three Hole Hinge Connector .....	42
AS 9404	Four Hole Hinge Connector .....	42

#### PIPE AND CONDUIT SUPPORTS

AS 51	Right Angle Pipe or Conduit Clamp .....	43
Fig. 67	Pipe or Conduit Hanger .....	43
Fig. 69	Swivel Ring Hanger .....	43
Fig. 137	"U" Bolt with Nuts Long Tangent .....	43
AS 270	Conduit Clamp .....	43
AS 815	Double Roller Pipe Support .....	44
AS 1000	Pre-Assembled EMT Conduit Clamps .....	44
AS 1100	Pre-Assembled Rigid Steel Conduit and Pipe Clamps .....	45
AS 1200	Pre-Assembled O.D. Tubing Clamp .....	45 & 46
AS 1300	Pre-Assembled Universal Clamp .....	47
AS 1450	One-Hole Clamp for O.D. Tubing .....	47
AS 1901	Pipe Roller Support .....	48
AS 1902	Pipe Roller Support .....	48
AS 1911	Pipe Roller .....	48
AS 3101 - 3115	One Piece Cable and Conduit Clamp .....	48
AS 3126	Hold Down Clamp .....	49
AS 3138	Parallel Pipe Clamp .....	49
AS 3792	Cushion Strip .....	50
AS 004OD - 106P	Cushion Clamp Assembly .....	50 & 51

#### KLO-SHURE<sup>®</sup>

KLO-SHURE Cross Reference Table .....	52 – 53
Strut Mounted Insulation Couplings with Strut Clamp .....	54 – 58

#### CONCRETE INSERTS

Fig. 152	Screw Concrete Insert .....	59
Fig. 285	Light Weight Concrete Insert .....	59
AS 349	Continuous Concrete Insert .....	59
AS 449	Continuous Concrete Insert .....	59
AS 653	Type "B" End Cap .....	60
AS 654	Type "B" End Cap .....	60
Fig. 284	Concrete Deck Insert .....	60
AS 6151	Plastic Closure Strip .....	60

## INDEX

### SPECIALTY STRUT (Stainless Steel • Zinc Dichromate • Hot Dipped Galvanized)

PRODUCT	DESCRIPTION	PAGE
AS 200 SS	1B\," x 1B\," 12 Gauge Channel. . . . .	61
AS 200BTB SS	3Z\v" x 1B\," 12 Gauge Back-to-Back Channel . . . . .	61
AS 210 SS	1B\," x 1B\," 14 Gauge Channel. . . . .	61
AS 210BTB SS	3Z\v" x 1B\," 14 Gauge Back-to-Back Channel . . . . .	61
AS 500	ZC\zn" x 1B\," 14 Gauge Channel . . . . .	61
AS 500BTB	1B\," x 1B\," 14 Gauge Back-to-Back Channel . . . . .	61

PRODUCT	DESCRIPTION	PAGE	PRODUCT	DESCRIPTION	PAGE
AS NS SS/ZTC	Clamping Nut without Spring . . . . .	62	AS 923 ZTC	Five Hole Two Angle Connector . . . . .	64
AS RS SS/ZTC	Clamping Nut with Regular Spring . . . . .	62	AS 928 ZTC	"Z" Support . . . . .	64
AS SS SS/ZTC	Clamping Nut with Short Spring . . . . .	62	AS 929 ZTC	"U" Support . . . . .	64
AS 601 ZTC	Two Hole Splice Plate . . . . .	62	AS 1100 SS/ZTC	Pre-Assembled Rigid Steel Conduit and Pipe Clamps . . . . .	65
AS 602 ZTC	Three Hole Splice Plate . . . . .	62	AS 1200 SS/ZTC	Pre-Assembled O.D. Tubing Clamp. . . . .	66
AS 603 ZTC	Two Hole End Angle . . . . .	62	AS 2651 ZTC	Beam Clamp . . . . .	67
AS 604 ZTC	Two Hole Corner Angle . . . . .	62	AS 3033 ZTC	Post Base . . . . .	67
AS 605 ZTC	Three Hole Corner Angle. . . . .	62	AS 3064 ZTC	Double Column Post Base . . . . .	67
AS 606 ZTC	Three Hole Corner Angle. . . . .	62	AS 3373 ZTC	Universal Angle Bracket . . . . .	67
AS 607 ZTC	Four Hole Corner Angle. . . . .	62	AS 3500 ZTC	Seismic Rod Stiffener . . . . .	67
AS 611 ZTC	"Z" Support. . . . .	62	AS 004OD-106PSS	Cushion Clamp Assembly. . . . .	68-69
AS 613 ZTC	"U" Support . . . . .	62			
AS 616 ZTC	Four Hole Splice Clevis . . . . .	62			
AS 619 SS/ZTC	Square Washer . . . . .	63			
AS 624 ZTC	Two Hole Closed Angle Connector . . . . .	63			
AS 633 ZTC	Two Hole Open Angle Connector . . . . .	63			
AS 651 ZTC	Reversible Strut Bracket . . . . .	63			
AS 665 ZTC	Four Hole Double Corner Connector. . . . .	64			
AS 666 ZTC	Six Hole Double Corner Connector. . . . .	64			
AS 667 ZTC	Eight Hole Double Corner Connector. . . . .	64			
AS 668 ZTC	Six Hole Three Angle Connector. . . . .	64			
AS 669 ZTC	Twelve Hole Three Angle Clevis Connector . . . . .	64			
AS 679 ZTC	"U" Support . . . . .	64			
AS 686 ZTC	Beam Clamp . . . . .	64			
AS 712 ZTC	Cross Plate . . . . .	64			
AS 714 ZTC	"T" Plate. . . . .	64			
AS 718 ZTC	Flat Angle Plate . . . . .	64			
AS 720 ZTC	RH & LH Angle Plate Connector . . . . .	64			
AS 745 ZTC	Three Hole Corner Angle. . . . .	64			
AS 756 ZTC	"Z" Support. . . . .	64			
AS 809 ZTC	Double Channel Bracket . . . . .	64			
AS 821 ZTC	Eight Hole Double Angle Connector . . . . .	64			
AS 888 ZTC	Four Hole Splice Plate. . . . .	64			
AS 913 ZTC	Ten Hole Two Angle Clevis Connector . . . . .	64			
AS 922 ZTC	RH & LH Two Hole Single Corner Angle Connector . . . . .	64			

### H-BLOCK

HBS-Base	Rubber Support . . . . .	70
HBS Series	H-164 . . . . .	70
HBS Series	H-132 . . . . .	70
HBS-6 Series	H-122 . . . . .	70
HBS-CE	Extension Series . . . . .	70
HBS-CB	Bridge Series . . . . .	71
HBS-CES	Medium & Heavy . . . . .	71
HBS	Roller Series . . . . .	71
HBS-DSFW	Fixed Width Duct Support . . . . .	72
HBS-DSAW	Adjustable Width Duct Support . . . . .	73
HBS-PH-36	36" Light Duty . . . . .	73
HBS-PH-36	36" Medium & Heavy Duty. . . . .	74
HBS-PH-48	48" Light & Medium Duty. . . . .	75
HBS-PH-48	48" Heavy Duty Support Series. . . . .	76
H-Pad	Slip Sheet . . . . .	76
HBM-Mini	Base Only . . . . .	77
HBM-5-H-164	HBM-Support With 13/16" . . . . .	77
HBM-5-H-132	HBM-Support With 1-5/8" . . . . .	77
HBM-HPC	Hinged Pipe Clamp Series . . . . .	77
HBM-CE5-10-12-H-132	HBM-Support Thr. Rod Ext. & 1-5/18" . . . . .	77

- NOTES -

- NOTES -



## CORPORATE OFFICES

2 Holland Way  
Exeter, NH 03833  
Tel: 603-418-2800 • Fax: 603-418-2833  
E-mail: [marketing@anvilintl.com](mailto:marketing@anvilintl.com)

## CUSTOMER SERVICE CENTERS

### UNITED STATES

Tel: 800-301-2701 • Fax: 708-534-5441  
Email: [customerservice@anvilintl.com](mailto:customerservice@anvilintl.com)

### LATIN AMERICA

Tel: 800-301-2701 • Fax: 708-534-5441  
Email: [latinoamerica@anvilintl.com](mailto:latinoamerica@anvilintl.com)

### CANADA

Tel: 519-426-4551 • Fax: 519-426-5509  
Email: [canadacs@anvilintl.com](mailto:canadacs@anvilintl.com)

### INTERNATIONAL

Tel: 800-301-2701 • Fax: 708-534-5441  
Email: [internationalsales@anvilintl.com](mailto:internationalsales@anvilintl.com)

## REGIONAL DISTRIBUTION CENTERS

### UNITED STATES

#### Illinois

7979 W. 183rd Street, Unit D  
Tinley Park, IL 60484

#### Texas

1401 Valley View Lane, Suite 150  
Irving, TX 75061

#### Pennsylvania

800 Malleable Road  
Columbia, PA 17512

#### California

1470 S. Vintage Avenue  
Ontario, CA 91761

#### Florida

236 Outlook Point Drive, Suite 100  
Orlando, FL 32809

### INTERNATIONAL

#### Canada

390 Second Avenue, Simcoe  
P.O. Box 40  
Ontario, Canada, N3Y 4K9

B U I L D I N G   C O N N E C T I O N S   T H A T   L A S T

