

ANL Assessment and evidences of China Mobile Fujian on GB1059H_RAN Energy Efficiency Optimization

November 2025

RAN Energy Efficiency Optimization Questionnaire

High-Value Scenario	Cognitive Activity	Service Capability	Weight	Questions	Option A	Option B	Option C	Option D
RAN Energy Efficiency Optimization	Intent	Intent Translation	15%	How does the System translate the RAN Energy saving intent to the RAN energy saving related control information? RAN energy saving intent includes RAN energy saving targets and performance targets (including but not limited to RAN UE Throughput Targets). Note1: Human defined policies can overwrite the automated selection of energy saving candidate objects	Based on RAN energy saving Intent defined by Human, the System automatically selects candidate energy-saving objects (e.g. NE/CELL) and generates the RAN energy saving related control information based on the RAN energy saving intent, without Human Intervention. The system can automatically explore the energy saving gains and performance impacts to support human continuous adjustment of intent targets to achieve optimal energy saving effect and performance.	The System can automatically generate RAN energy saving related control information through the execution of predefined Rules. Human manually select candidate energy-saving objects (e.g. NE/CELL) and confirm the RAN energy saving related control information based on the RAN energy saving intent.	RAN energy saving related control information are manually defined based on expertise	
		Intent Fulfilment evaluation	10%	How does the System evaluate RAN energy saving intent fulfilment?	The system automatically evaluates and generates an intent fulfilment report including targets fulfilment status, based on intent.	The system automatically evaluates and generates an intent fulfilment report (including targets fulfilment status) based on intent, but human confirms the evaluation result	Intent Fulfilment is manually evaluated	
	Awareness	RAN Energy Saving Information Collection	10%	How does the System collect RAN energy saving related information? RAN energy saving related information includes but not limited to energy efficiency measurements, e.g. Data Volume measurement and performance data, network configuration data e.g. energy saving state and environment data e.g. electronic map, site location.	The System continuously collects RAN energy saving related information, without human intervention	The System continuously collects RAN energy saving related information, but requires human intervention (e.g.: for data quality checks)	The System continuously collects RAN energy saving related information based on predefined rules.	RAN energy saving related information are collected based on expertise
	Analysis	RAN Energy Saving Issues Identification	10%	How does the System identify RAN energy saving issues? e.g. insufficient energy saving issue, high energy consumption, low energy efficiency and performance issues caused by energy savings actions	The System intelligently identifies energy saving issues, without human intervention.	The System intelligently identifies energy saving issues, but requires human intervention for issue confirmation	The System identifies energy saving issues based on predefined rules.	Energy saving issues are manually identified.
		RAN Traffic & Performance Prediction	10%	How does the System predict traffic load and network performance that can be used for RAN energy saving solutions? Traffic load includes but not limited to PRB utilization rate. Network performance includes but not limited to RAN UE throughput	The System intelligently predicts traffic load & network performance that can be used for energy saving solution at the minimum granularity that data is available from the source, without human intervention.	The System intelligently predicts traffic load & network performance that can be used for energy saving solution, without human intervention.	The System predicts traffic load & network performance that can be used for energy saving solution, based on predefined rules.	Traffic load & network performance trend need to be manually established based on human expertise or through the execution of manual written procedures.
		RAN Energy Saving Issues Demarcation & Root Cause Analysis	10%	How does the System demarcate energy saving & performance issues and analyze their root cause (e.g., performance issues caused by which energy saving actions)?	The System intelligently demarcates energy saving & performance issues and analyze their root cause, without human intervention	The System intelligently demarcates energy saving & performance issues and analyze their root cause, but requires human intervention to confirm the root causes	The System identifies energy saving issues, based on predefined rules The root cause is analyzed by expert	Energy saving & performance issues demarcation and root cause analysis are performed manually
		Solution Generation 方案生成	15%	How does the System generate the recommended RAN energy saving solutions to solve the identified energy saving issues?	The System intelligently generates energy saving solutions, adjusted to adapt to RAN Traffic & Performance changes, without human intervention	The System intelligently generates energy saving solutions, without human confirmation	The System generates energy saving solutions based on predefined rules, and requires human intervention.	Energy saving solutions are manually proposed based on expertise.
	Decision	Solution Evaluation & Decision Making	10%	How does the System evaluate energy saving solutions and decide on the best solution to be implemented?	The System intelligently evaluates energy saving solution when the recommended solutions are generated, and selects the best solution, without human intervention	The System intelligently evaluates energy saving solution and selects the best solution, but requires human confirmation	The System evaluates energy saving solution and selects the best solution based on predefined rules	Energy saving solutions are evaluated and decided based on manual expertise.
	Execution	Solution Implementation	10%	How does the System implement solution that can resolve identified energy saving issues?	The System implements solution without human supervision	The System implements solution under human supervision	Solution implementation is entirely manual.	

China Mobile Self-Evaluation 9A

Service Capability	Weight	Answer			Score
		Intra-RAT intra-frequency (20%)	Intra-RAT inter-frequency (40%)	Inter-system (40%)	
Intent Translation	10%	A	A	A	4
Intent Achievement Evaluation	10%	A	A	A	4
Collecting RAN Energy Saving Information	15%	A	A	A	4
RAN Energy Saving Problem Identification	20%	A	A	A	4
RAN Traffic and Performance Prediction	20%	A	A	A	4
RAN Energy Saving Problem Definition and Root Cause Analysis	10%	A	A	A	4
Solution generation	10%	A	A	A	4
Solution evaluation and decision-making	5%	A	A	A	4
Solution Implementation	10%	A	A	A	4
					4

Question

How does the System translate the RAN Energy saving intent to the RAN energy saving related control information?
 RAN energy saving intent includes RAN energy saving targets and performance targets (including but not limited to RAN UE Throughput Targets).Note1: Human defined policies can overwrite the automated selection of energy saving candidate objects

Options

Option A	Option B	Option C	Option D
<p>✓ Option A</p> <p>The system automatically selects a candidate energy-saving object (for example, NE or CELL) based on the manually defined energy-saving intention of the RAN, and generates related RAN energy-saving control information based on the energy-saving intention of the RAN without manual intervention.</p> <p>The system can automatically explore the energy saving gain and performance impact to support continuous manual adjustment of intent objectives and achieve the best energy saving effect and performance.</p>	<p>The system can automatically generate power saving-related control information by executing predefined rules.</p> <p>The candidate energy-saving objects (for example, NE and CELL) are manually selected, and the control information related to RAN energy saving is determined based on the RAN energy-saving intention.</p>	<p>The control information related to RAN energy saving is manually defined based on human professional experience.</p>	

Example evidence for option A:

The system supports intelligent translation of energy-saving intents for natural language interaction. It automatically converts the intents into control information related to energy-saving gain and performance, while enabling continuous input and understanding of intent targets. Three scenarios are supported, including intra-RAT intra-frequency scenario, intra-RAT inter-frequency scenario, and inter-system scenario.

Intent input

Solution 1 evaluation

Solution 2 evaluation

energy saving KPI

performance KPI

Manual continuous adjustment

Generate Solution Again

Solution Confirmation

Solution Implementation

Intra-system inter-frequency scenario

Intra-system inter-frequency scenario

Inter-system scenario

The system automatically and continuously triggering energy-saving intentions based on manually preset energy-saving goals and intentions (such as abnormal energy efficiency and the weight ratio of energy saving to user perception) without manual intervention.

- 1) When the energy-saving effect does not meet the energy-saving weight, actively trigger energy-saving or increase the threshold; 2) When the energy-saving effect exceeds the weight value and the perceived degradation occurs, actively roll back the energy-saving or lower the threshold

Visualization of Energy Efficiency Trends at the Community Level



Determine if there is an abnormal energy efficiency and automatically trigger energy-saving intentions

人工预设：①当节能效果未满足节能权重时，主动触发节能或提升门限； ②当节能效果超出权重，感知劣化时，主动回滚节能或降低门限。

节能感知权重配比

小区ID	名称	制式	厂家	城市	能效值	能效分	感知分	权重比	感知	流量	能效比	无线掉线率	无线拥塞率	RRC重选比	切换成功率
AREA_FJQZ059533	泉州市区33	5G	中兴	泉州	90.2	91.8	83.6	70% : 30%	838.50	359.81	2.41	93.67	2.93	1.22	91.59
AREA_FJZZ059601	漳州市区01	4G	诺基亚	漳州	75.2	84.9	65.3	60% : 40%	302.74	100.75	3.03	94.43	4.34	1.70	96.70
AREA_FJXM059226	厦门市區26	5G	华为	厦门	82.8	79.5	90.1	50% : 50%	251.29	100.75	2.51	93.67	2.93	1.22	91.59
AREA_FJNP059630	南平市區30	4G	中兴	南平	82.0	97.3	66.9	50% : 50%	178.70	133.40	1.36	92.60	5.97	1.70	91.31
AREA_FJQZ059535	泉州市区35	4G	中兴	泉州	93.7	95.88	75.12	90% : 10%	746.69	485.81	1.59	95.27	2.63	1.21	96.66
AREA_FJQZ059517	泉州区域17	5G	中兴	泉州	86.9	67.8	65.9	70% : 30%	152.22	210.79	0.88	92.34	5.41	1.29	91.90
AREA_FJXM059230	厦门市區30	5G	诺基亚	厦门	63.1	63.22	62.42	90% : 10%	155.26	333.50	0.68	97.67	2.45	1.90	92.81
AREA_FJND059375	宁德市区75	4G	华为	宁德	69.9	70.1	67.7	20% : 80%	770.18	458.59	1.61	95.34	1.59	1.20	91.40
AREA_FJQZ059555	泉州市区55	5G	中兴	泉州	96.1	98.2	94.9	80% : 20%	838.76	434.98	1.92	95.10	0.84	0.67	96.55
AREA_FJZZ059539	漳州市区39	4G	中兴	漳州	86.3	79.19	61.21	30% : 70%	190.90	107.65	1.67	94.50	3.90	1.40	95.71
AREA_FJLY059706	龙岩市区06	5G	中兴	龙岩	82.0	71.3	85.4	10% : 90%	331.20	476.86	0.90	95.46	3.38	2.81	95.33

Weight allocation between energy conservation and perception

Question How does the System evaluate RAN energy saving intent fulfilment?

	✓ Option A	Option B	Option C	Option D
Options	The system automatically evaluates and generates an intent fulfillment report including targets fulfillment status, based on intent.	The system automatically evaluates and generates an intent fulfillment report (including targets fulfillment status) based on intent, but human confirms the evaluation result	Intent Fulfilment is manually evaluated	

Example evidence for option A:

The system can automatically generate evaluation reports in accordance with intentions, and query report details, including energy saving indicators such as energy consumption and power saving, call completion rate, call drop rate, and handover success rate.

Screenshot 1: Solution 2 evaluation
 方案2效果评估
 所属地市: 厦门
 所属县区: 思明区
 NCI: [Progress Bar]
 小区名: [Progress Bar]
 设备厂家名称: 华为
 根因: [Progress Bar]
 当前进度: 参数修改

Screenshot 2: Generate Solution Again
 再次生成方案
 已为您生成整改方案,信息如下,请确认:
 生成预评估报告
 所属地市: 厦门
 所属县区: 思明区
 NCI: [Progress Bar]
 小区名: [Progress Bar]
 设备厂家名称: 华为
 5G 侧节能功能触发的负荷门限(深度建议值): 15
 5G 侧节能功能关闭的负荷门限(深度建议值): 25
 5G 侧节能功能触发的用户数门限(深度建议值): 15
 5G侧节能功能关闭的用户数门限(深度建议值): [Progress Bar]
 取消 | 确认

Screenshot 3: Intent Report Output
 intent input
 意图报告输出
 已为您生成预评估报告,信息如下,请确认:
 生成预评估报告
 小区级节能评估报告
 I-0820.doc, 12.7kb

Screenshot 4: Identify report details
 小区级节能评估报告
 地市: 厦门 | 厂家: 华为
 节能小区 NCI: [Progress Bar] | 节能小区名称: [Progress Bar]
 节能开关:
 符号/亚帧: 开
 通道: 开
 载波/浅层: 开
 深度: 开
 节能生效时长 (h):
 符号/亚帧: 12.8
 通道: 4.3
 载波/浅层: 2.1
 深度: 2.5
 节能指标 (KWh):
 能耗: 8.61
 节电量: 2.51
 性能指标 (%):
 接通率: 99.87
 掉线率: 0.12
 切换成功率: 99.41

The system automatically tracking the completion status of energy-saving intention, automatically outputting the generation status of energy-saving strategies, and automatically evaluating the implementation effect of energy-saving-user perception associated with preset goals and intentions, without manual intervention.

Automatically track the status of energy-saving intentions

优化任务管理

自动跟踪节能意图完成情况

新建任务

状态筛选: 全部

任务名称	区域ID	涉及小区数	任务状态	进度	创建时间	操作
优化任务1	AREA_FJQZ059633	13	待执行	0%	2025-08-19	执行 停止 详情
优化任务2	AREA_FJQZ059635	19	待执行	0%	2025-08-19	执行 停止 详情
优化任务3	AREA_FJXM059290	45	执行中	74%	2025-08-19	执行 停止 详情
优化任务4	AREA_FJQZ059617	56	执行中	59%	2025-08-19	执行 停止 详情
优化任务5	AREA_FJNP059930	50	待执行	0%	2025-08-19	执行 停止 详情

Information on executable energy-saving strategies

智能节能策略

可执行的节能策略情况

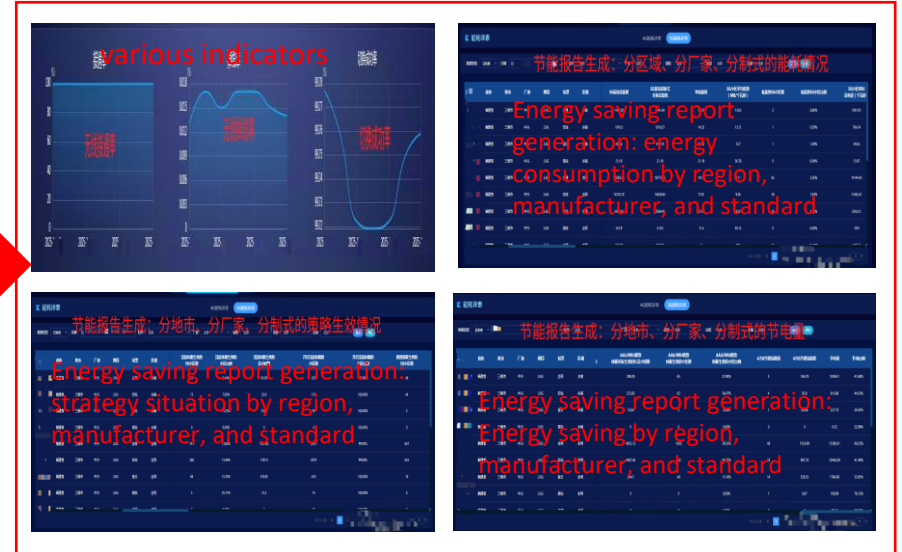
策略类型

节能时间

策略名称	小区名称	厂商	策略类型	策略时间	策略时间	策略类型
策略名称1	小区名称1	华为	策略类型1	策略时间1	策略时间1	策略类型1
策略名称2	小区名称2	华为	策略类型2	策略时间2	策略时间2	策略类型2
策略名称3	小区名称3	华为	策略类型3	策略时间3	策略时间3	策略类型3
策略名称4	小区名称4	华为	策略类型4	策略时间4	策略时间4	策略类型4
策略名称5	小区名称5	华为	策略类型5	策略时间5	策略时间5	策略类型5
策略名称6	小区名称6	华为	策略类型6	策略时间6	策略时间6	策略类型6
策略名称7	小区名称7	华为	策略类型7	策略时间7	策略时间7	策略类型7
策略名称8	小区名称8	华为	策略类型8	策略时间8	策略时间8	策略类型8
策略名称9	小区名称9	华为	策略类型9	策略时间9	策略时间9	策略类型9
策略名称10	小区名称10	华为	策略类型10	策略时间10	策略时间10	策略类型10

Strategy Type

Energy saving time record



Question

How does the System collect RAN energy saving related information?
 RAN energy saving related information includes but not limited to energy efficiency measurements, e.g. Data Volume measurement and performance data, network configuration data e.g. energy saving state and environment data e.g. electronic map, site location.

Options

Option A	Option B	Option C	Option D
The System continuously collects RAN energy saving related information, without human intervention	The System continuously collects RAN energy saving related information, but requires human intervention (e.g.: for data quality checks)	The System continuously collects RAN energy saving related information based on predefined rules.	Collecting RAN Energy Saving Information Based on Professional Knowledge

Example evidence for option A:

The system can automatically collect engineering parameters, network load indicators such as the number of online users, uplink/downlink PRB usage, and traffic etc., network performance indicators such as the radio connection rate, radio disconnection rate, and handover success rate, and energy saving indicators such as the power saving validity period, power saving, and power consumption.

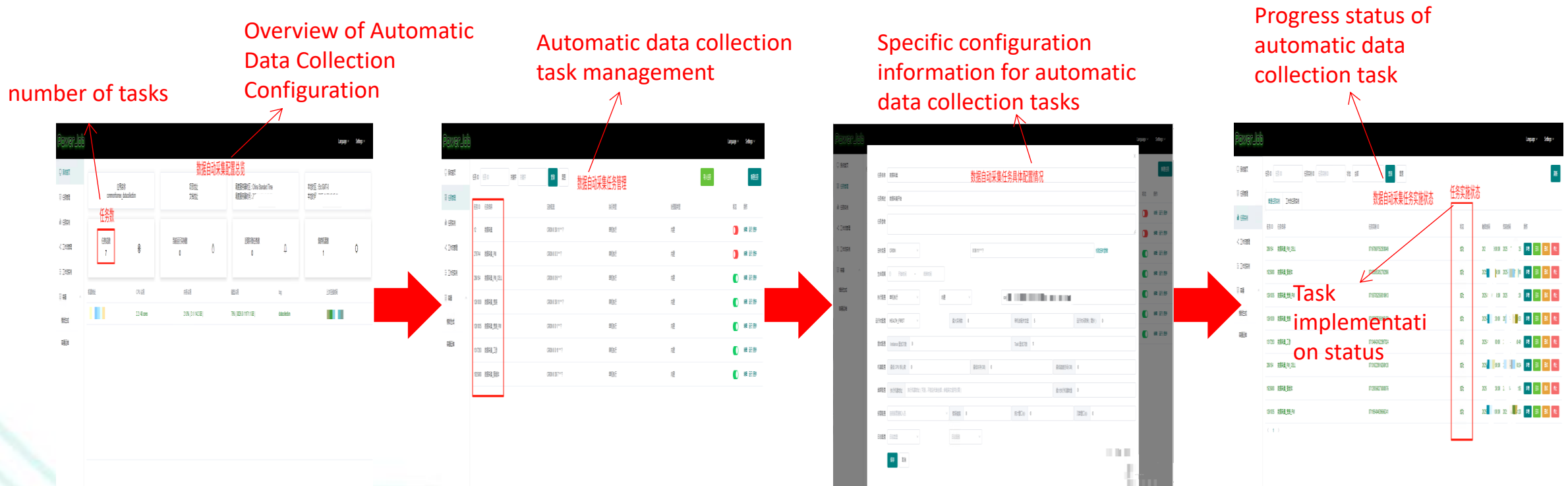
The evidence consists of four screenshots showing the configuration of collection tasks and the resulting data dashboards:

- Task Configuration 1:** Shows a task named "5G小区PM1小时到天级数据" (5G Cell PM 1-hour to Daily Data) configured with a BEAN execution mode and a cron expression "0 30 5 * * ?".
- Task Configuration 2:** Shows a task named "5G小区MR文件解析" (5G Cell MR File Parsing) configured with a GLUE(Java) execution mode and a cron expression "0 10 8 * * ?".
- Task Configuration 3:** Shows a task named "节能量统计" (Energy Saving Statistics) configured with a BEAN execution mode and a cron expression "0 0 5 * * ?".
- Task Configuration 4:** Shows a task named "5G小区文件解析" (5G Cell File Parsing) configured with a GLUE(Java) execution mode and a cron expression "0 10 11 * * ?".

Below the configurations are four dashboards showing the collected data:

- Dashboard 1:** "自动采集RRC用户数、上下行PRB利用率、功率" (Automatic collection of RRC user count, uplink/downlink PRB usage, and power). It displays a table with columns for cell ID, user count, uplink PRB usage, and downlink PRB usage.
- Dashboard 2:** "自动采集 掉话率、掉线率、切换成功率" (Automatic collection of call drop rate, disconnection rate, and handover success rate). It displays a table with columns for cell ID, call drop rate, disconnection rate, and handover success rate.
- Dashboard 3:** "自动采集节能情况" (Automatic collection of energy saving status). It displays a table with columns for cell ID, power saving status, and other energy-saving metrics.
- Dashboard 4:** "自动采集经纬度、方位角、通断数、频段、设备型号等信息" (Automatic collection of longitude, latitude, azimuth, number of calls, frequency bands, and device models, etc.). It displays a table with columns for cell ID, longitude, latitude, azimuth, call count, frequency band, and device model.

The system automatically collects and parses data, covering the entire process from the configuration of collection and parsing tasks to the execution results of such tasks. It completes the automatic collection and parsing of data including engineering parameters, network load indicators, network performance indicators, and energy-saving indicators, realizing full-process autonomous operation without manual intervention.



Question

How does the System predict traffic load and network performance that can be used for RAN energy saving solutions?
 Traffic load includes but not limited to PRB utilization rate.
 Network performance includes but not limited to RAN UE throughput

Options

Option A	Option B	Option C	Option D
The System intelligently predicts traffic load & network performance that can be used for energy saving solution at the minimum granularity that data is available from the source, without human intervention.	The System intelligently predicts traffic load & network performance that can be used for energy saving solution, without human intervention.	The System predicts traffic load & network performance that can be used for energy saving solution, based on predefined rules.	Traffic load & network performance trend need to be manually established based on human expertise or through the execution of manual written procedures.

Example evidence for option A:

The system can automatically predict traffic load indicators such as 15-minute granularity uplink/downlink PRB usage, maximum RRC user count, RLC layer uplink/downlink user byte count, as well as hourly granularity network performance indicators like connection rate, drop rate, handover success rate, uplink/downlink average speed, and throughput, through wireless cell load indicator prediction and wireless energy-saving cell wake-up prediction.

The screenshots illustrate the system's workflow from task configuration to prediction results:

- Task Management (Top Left):** A table of tasks with columns for ID, description, mode, cron, and status. A red box highlights a task for '4G traffic prediction' with a cron of '0 0 15 * * * *'.
- Task Configuration (Bottom Left):** A form for setting task parameters. A red box highlights the 'Cron' field set to '0 0 15 * * * *' and the 'JobHandler' field.
- Prediction Results (Middle):** A data table showing predicted metrics. A red box highlights the 'Forecast result: PRB uplink/downlink, etc.' and 'Minimum granularity 15min'.
- Task Management (Top Right):** A table of tasks with columns for ID, description, mode, cron, and status. A red box highlights a task for '5G traffic prediction' with a cron of '0 0 1 * * * *'.
- Task Configuration (Bottom Right):** A form for setting task parameters. A red box highlights the 'Cron' field set to '0 0 1 * * * *' and the 'JobHandler' field.
- Prediction Results (Bottom Right):** A data table showing predicted metrics. A red box highlights the 'Predict result: Performance metrics such as call completion rate, call drop rate, and handover success rate, uplink and downlink rates' and 'Minimum granularity 1hour'.

Question

How does the System demarcate energy saving & performance issues and analyze their root cause (e.g., performance issues caused by which energy saving actions)?

Options

Options	Option A	Option B	Option C	Option D
	✓ Option A			
	The System intelligently demarcates energy saving & performance issues and analyze their root cause, without human intervention	The System intelligently demarcates energy saving & performance issues and analyze their root cause, but requires human intervention to confirm the root causes	The System identifies energy saving issues, based on predefined rules The root cause is analyzed by expert	Energy saving & performance issues demarcation and root cause analysis are performed manually

Example evidence for option A:

The system can automatically utilize the root cause localization capability for low energy efficiency issues in wireless base stations, automatically outputting root cause localization results for energy efficiency anomalies such as not activation as required and unreasonable parameter settings, while simultaneously outputting energy-saving policies. Through the wireless 4G/5G performance degradation localization capability, it automatically outputs root cause localization results for poor performance indicators such as call setup, drop calls, and handovers, and concurrently outputs energy-saving strategies. For both energy-saving and performance issues, it achieves automatic correlation analysis and outputs fundamental cause judgments.

Root cause localization of low energy efficiency issues in wireless base stations: Use SVR algorithm to regress and fit energy consumption data, performance indicators, and energy-saving duration with flow data to establish a baseline, and then use isolated forest algorithm to establish an anomaly detection model and combine it with the baseline for root cause localization.

output the location result

intent input

Details

日期	所属地市	NCI	小区名称	问题定位	涉及节能策略
2025/8/20	福州		华为	节能门限设置不合理	深度休眠
2025/8/20	福州		华为	节能门限设置不合理	深度休眠
2025/8/20	福州		华为	节能门限设置不合理	深度休眠
2025/8/20	福州		华为	节能门限设置不合理	深度休眠
2025/8/20	福州		华为	节能门限设置不合理	深度休眠
2025/8/20	福州		华为	节能门限设置不合理	深度休眠
2025/8/20	福州		华为	节能门限设置不合理	深度休眠
2025/8/20	福州		华为	节能门限设置不合理	深度休眠
2025/8/20	福州		华为	节能门限设置不合理	深度休眠
2025/8/20	福州		华为	节能门限设置不合理	深度休眠

Wireless 4/5G performance degradation location: Energy saving leads to coverage, neighboring areas, capacity, and other issues.

output the location result

intent input

Details

日期	所属地市	NCI	设备厂家名称	小区名称	问题定位	涉及节能策略
2025/8/20	福州		华为	福州-鼓楼-4G-LTE	节能门限设置不合理	深度休眠
2025/8/20	福州		华为	福州-鼓楼-4G-LTE	节能门限设置不合理	深度休眠
2025/8/20	福州		华为	福州-鼓楼-4G-LTE	节能门限设置不合理	深度休眠
2025/8/20	福州		华为	福州-鼓楼-4G-LTE	节能门限设置不合理	深度休眠
2025/8/20	福州		华为	福州-鼓楼-4G-LTE	节能门限设置不合理	深度休眠
2025/8/20	福州		华为	福州-鼓楼-4G-LTE	节能门限设置不合理	深度休眠
2025/8/20	福州		华为	福州-鼓楼-4G-LTE	节能门限设置不合理	深度休眠
2025/8/20	福州		华为	福州-鼓楼-4G-LTE	节能门限设置不合理	深度休眠
2025/8/20	福州		华为	福州-鼓楼-4G-LTE	节能门限设置不合理	深度休眠
2025/8/20	福州		华为	福州-鼓楼-4G-LTE	节能门限设置不合理	深度休眠

Question

How does the System generate the recommended RAN energy saving solutions to solve the identified energy saving issues?

Options

Options	Option A	Option B	Option C	Option D
	The System intelligently generates energy saving solutions, adjusted to adapt to RAN Traffic & Performance changes, without human intervention	The System intelligently generates energy saving solutions, without human confirmation	The System generates energy saving solutions based on predefined rules, and requires human intervention.	Energy saving solutions are manually proposed based on expertise.

The system, based on root cause analysis, intelligently generates multiple community-level energy-saving solutions through energy-efficient smart strategies. It can automatically verify the results of the solution generation and assess whether the generated energy-saving solutions are suitable for the current community. Additionally, it automatically compiles a list of energy-saving solutions and provides visualized statistics by region.

Example evidence for option A:

Automatically generate multiple intelligent alternative strategies

序号	日期	浅层休眠-PRB智能门限	浅层休眠-用户智能门限	深层休眠-PRB智能门限	深层休眠-用户智能门限	动态评分
1	2025-08-20	20	7	10	6	0.8
2	2025-08-20	15	7	13	7	0.6
3	2025-08-20	14	10	10	7	0.2

Visual statistics of energy-saving schemes distinguishing cities

Automatically output community-level solutions

策略类型	策略生成结果
策略类型	策略生成结果

Automatically verify the generated failed solution and output the reason for the failure

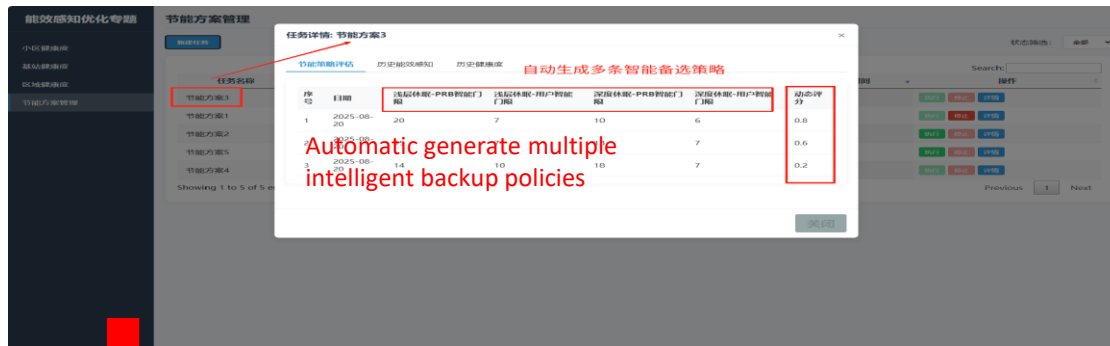
策略类型	失败原因
策略类型	失败原因

Question How does the System evaluate energy saving solutions and decide on the best solution to be implemented?

	✓ Option A	Option B	Option C	Option D
Options	The System intelligently evaluates energy saving solution when the recommended solutions are generated, and selects the best solution, without human intervention	The System intelligently evaluates energy saving solution and selects the best solution, but requires human confirmation	The System evaluates energy saving solution and selects the best solution based on predefined rules	Energy saving solutions are evaluated and decided based on manual expertise.

Example evidence for option A:

The system evaluates multiple generated energy-saving solutions from dynamic scores, automatically selects the solution with the highest cell-level dynamic score as the optimal solution, and performs automatic order creation and pickup. Based on information such as work order ID, city, and energy-saving time, it conducts minute-level automatic review to achieve rapid and automatic workflow without human intervention.



Question How does the System implement solution that can resolve identified energy saving issues?

	✓ Option A	Option B	Option C	Option D
Options	The System implements solution without human supervision	The System implements solution under human supervision	Solution implementation is entirely manual.	

Example evidence for option A:

The system automatically calls the wireless parameter management platform through the API interface, completes the energy-saving instruction orchestration and issuance automatically, and provides feedback on the issuance results, including the total number of solutions, the number of successfully executed solutions, and the number of failed execution policies, manual delivery and supervision are not required.

Energy Saving Task Query

城市	厂家	网络制式	统计日期	策略总数	待下发策略数	节能任务数	等待执行策略数	执行成功策略数	执行失败策略数	节能类型
三明市	华为	NR	2025-08-20	1162	74	1088	0	320	768	NR节能策略
南平市	华为	NR	2025-08-20	1795	126	1669	0	179	1490	NR节能策略
厦门市	华为	NR	2025-08-20	8977	251	8726	0	2711	6015	NR节能策略
福州市	华为	NR	2025-08-20	361	361	0	0	0	0	NR节能策略
宁德市	华为	NR	2025-08-20	3319	146	3173	0	724	2449	NR节能策略
泉州市	华为	NR	2025-08-20	1850	249	1601	0	474	1127	NR节能策略
漳州市	华为	NR	2025-08-20	436	7	429	0	75	354	NR节能策略

Automatic Distribute Energy Saving Instructions

工单编号	工单名称	工单环节	工单来源	修改规则	城市	网络制式	操作
		工单推送	无线基站节能策略		泉州	LTE	推送
		工单推送	无线基站节能策略		福州	NR	推送
		工单推送	无线基站节能策略		莆田	NR	推送
		工单推送	无线基站节能策略		三明	NR	推送
		工单推送	无线基站节能策略		南平	NR	推送
		工单推送	无线基站节能策略		龙岩	NR	推送
		工单推送	无线基站节能策略		漳州	NR	推送
		工单推送	无线基站节能策略		泉州	NR	推送
		工单推送	无线基站节能策略		三明	NR	推送

Thank you for listening!