SUBMISSION CHECKLIST

IOWA YOUTH STRAW POLL RESULTS

1



Start by visiting *https://sos.iowa.gov* and clicking on the drop-down labeled "Programs." There you will see the "Iowa Youth Straw Poll" option.

2

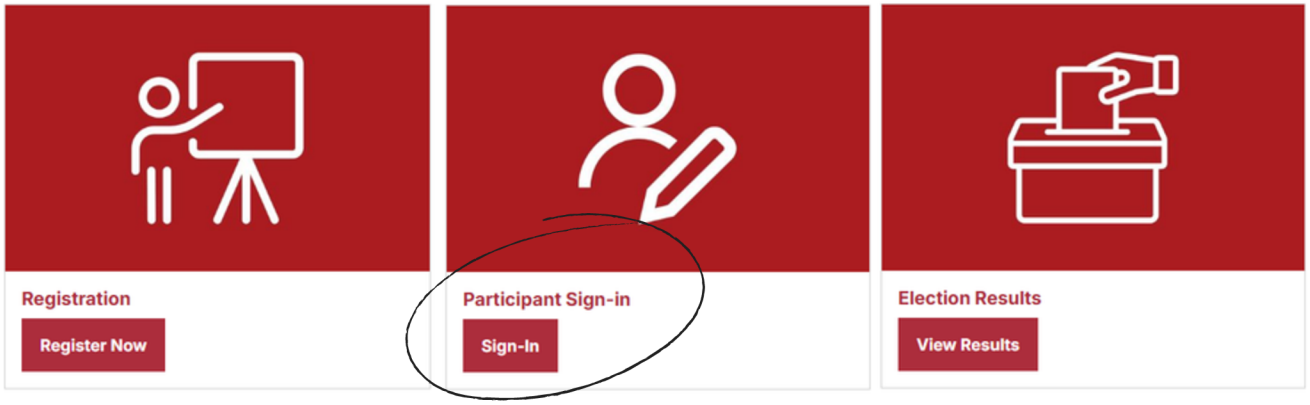

Click "Participant Sign-In"

3



Enter in your email and password, then click "Sign In"

SUBMISSION CHECKLIST

IOWA YOUTH STRAW POLL RESULTS

4

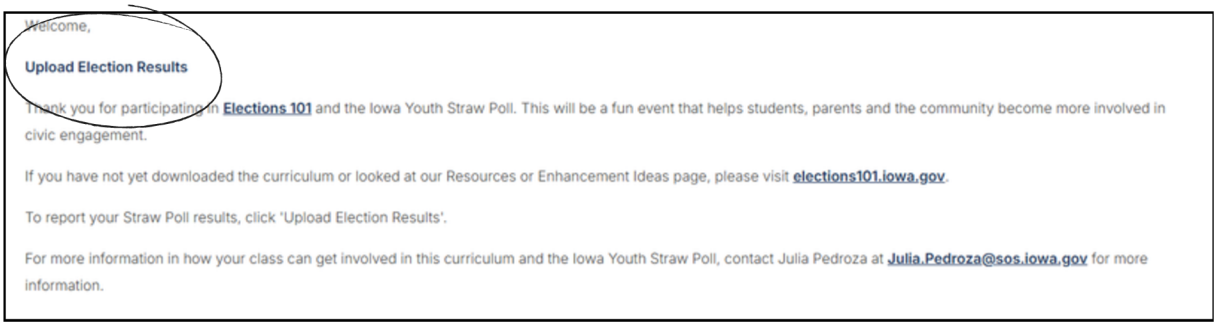

Welcome,

Upload Election Results

Thank you for participating in **Elections 101** and the Iowa Youth Straw Poll. This will be a fun event that helps students, parents and the community become more involved in civic engagement.

If you have not yet downloaded the curriculum or looked at our Resources or Enhancement Ideas page, please visit **elections101.iowa.gov**.

To report your Straw Poll results, click 'Upload Election Results'.

For more information in how your class can get involved in this curriculum and the Iowa Youth Straw Poll, contact Julia Pedroza at **Julia.Pedroza@sos.iowa.gov** for more information.

After signing in, click on “Upload Election Results”

5

You will be prompted to enter the total number of students who participated in the actual event. Next you will enter the correct number of votes for each candidate in each category. *If there were any candidates or categories that received zero (0) votes, please enter the digit “0” in these boxes.

6

Double check that the information you have entered is correct. After clicking “SUBMIT” at the very bottom, you will NOT be able to chage or re-submit your results.

Be sure to click “SUBMIT” after you have confirmed that all the information is correct.

IF YOU HAVE ANY QUESTIONS, PLEASE EMAIL JULIA.PEDROZA@SOS.IOWA.GOV

IOWA YOUTH STRAW POLL

STATE OF IOWA SEAL SECRETARY OF STATE