



2026 Santa Clara University BRONCOS BASEBALL

9 WCC Titles • 12 NCAA Tournament Appearances • 40 All-Americans • 66 Major Leaguers

2026 West Coast Conference Baseball Tournament

#3 SAN FRANCISCO DONS

VS.

#6 SANTA CLARA BRONCOS

24-28, 15-12 WCC

25-28, 13-14 WCC



Neutral Record: 0-0
Head Coach: Rob DiToma (4th Year)
Record at USF: 89-121
Career Record: 126-188 (7th Year)



Neutral Record: 0-0
Head Coach: Rusty Filter (9th Year)
Record at SCU: 199-237
Career Record: Same

Probable Starters

Wednesday: RHP Max Bayles (5-3, 2.45 ERA, 102 Ks) vs. RHP Gabriel Barrett (3-5, 4.73 ERA)

Series History

ALL-TIME SERIES: Santa Clara leads, 173-92-1 | LAST MEETING: March 20-22, 2026 - San Francisco, 3-0
IN WCC TOURNAMENT: 1st Meeting | LAST 10: Tied, 5-5 STREAK: W4, San Francisco

Series Notes

- » Santa Clara makes its third appearance in the WCC Tournament in the last four years and fourth all-time when it opens play Wednesday in the first round versus No. 3-seed San Francisco.
- » The Dons swept the Broncos in San Francisco on March 20-22 in the teams' three-game series to open conference play. All three games were decided by one run.
- » San Francisco has won four consecutive games over Santa Clara, but the streak comes after the Broncos had won seven of eight meetings from 2023-25, and won three consecutive series from 2022-24. Six of the last eight contests between the two teams have been decided by two or fewer runs.

BRONCOS BEAT

- » **LAST TIME OUT** Santa Clara swept Pepperdine last weekend to close the regular season and extend its winning streak to eight games while clinching a spot in the WCC Tournament. Thursday's opener was a 10-0, seven-inning, run-rule victory behind **Max Bayles'** career-high-matching 12 strikeouts and **Max Ross'** walk-off inside-the-park home run. **Jace Gillmore** delivered seven strong innings in a 9-2 Friday win, with **Ben Cleary** going 2 for 5 with a homer and three RBIs. Saturday's clincher was a tighter 3-2 affair, with **Tyler Alleman** throwing six shutout innings and solo home runs from **Luke Devine** and Cleary providing the margin.
- » **ONE OF THE NATION'S HOTTEST** Santa Clara enters this week's WCC Tournament as one of the hottest teams in the country. The Broncos' eight-game winning streak is tied for the second-longest in NCAA Division I as of Wednesday morning. Southern Miss has won nine in a row, and Mercer has also won eight straight games. No other team in the nation has an active win streak longer than seven. The Broncos have won nine of their last 10, 11 of their last 14 and seven consecutive WCC contests. Their eight-game winning streak is the team's longest since also winning eight straight from May 14-27, 2023, when it made a run through the WCC Tournament on their way to an NCAA Regional.
- » **BRONCOS GRAB FOUR ALL-WCC AWARDS** Four Broncos earned All-WCC recognition Monday, headlined by **Max Bayles** with a first team selection — the second Bronco pitcher in three years to earn the honor. Bayles ranked second in the WCC in strikeouts (102) and ERA (2.45), both inside the top-25 nationally. **Ben Cleary** and **Jace Gillmore** each earned second team honors, with Cleary hitting .364 with 30 RBIs and Gillmore going 4-4 with a 3.84 ERA. Catcher **Johnny Luetzow** was named honorable mention after slashing .336/.425/.508 with 25 RBIs in 38 games.

Projected Starting Lineup

Pos.	No.	Name	Yr.	B/T	Notes
C	22	Johnny Luetzow	Sr.	R/R	Has thrown out 37.5% of base stealers since April 15
1B	17	Will Anderson	Jr.	L/L	Batting .382, slugging .600 w/ 7 multi-hit games since April 24
2B	7	Thomas Ferroggiaro	Sr.	S/R	Hitting .348 w/ a .464 OBP during 12-game reached base streak
3B	54	Camden Sos	Jr.	R/R	Has only struck out 5 times in May after 35 Ks in 1st 34 games
SS	3	Ben Cleary	Jr.	R/R	Slashing .529/.568/.912 w/ 7 multi-hit games in 8-game streak
LF	20	Mateo Garcia	Sr.	L/R	Leads the team and is tied for 7th in WCC with 16 doubles
CF	27	Andrew Rayment	So.	L/R	Tied for 3rd in the WCC with a career-high 12 stolen bases
RF	24	Luke Devine	So.	R/R	Batting .486 w/ 6 multi-hit games during 8-game hitting streak
DH	14	Max Ross	R-Jr.	L/R	All 4 of his HRs have been multi-run blasts (3 2-run, 1 3-run)
P	45	Max Bayles	Jr.	R/R	On an 11 2/3 innings scoreless streak spanning 3 starts

Athletics Communications Contact: Mark Rivera | O: (408) 554-2114 | C: (415) 914-5509 | E: mrivera2@scu.edu

2026 Schedule (25-28, 13-14 WCC)

Date	Opponent	Time (PT)
FEBRUARY (4-6)		
Feb. 13	California	W, 13-2 (7 inn.)
Feb. 14 (DH)	California	L, 4-5
Feb. 14 (DH)	California	L, 3-4
Feb. 16	California	W, 10-4
Feb. 18	San Jose State	W, 8-6
Feb. 20	UC Davis	W, 5-2
Feb. 21	UC Davis	L, 4-6
Feb. 22	UC Davis	L, 8-13
Feb. 24	Waseda University ~	L, 0-3
Feb. 27	UNLV	L, 4-5 (10 inn.)
Feb. 28	UNLV	L, 5-8
MARCH (9-8)		
March 1	UNLV	W, 5-3
March 5	#10/14 Oklahoma	L, 1-2
March 6	#10/14 Oklahoma	Cancelled
March 7	#10/14 Oklahoma	L, 0-8
March 8	#10/14 Oklahoma	L, 6-8
March 10	Pittsburgh	W, 4-3
March 13	Utah Tech	W, 8-1
March 14	Utah Tech	W, 4-1
March 15	Utah Tech	W, 5-4 (10 inn.)
March 18	Connecticut	L, 5-12
March 20	San Francisco *	L, 1-2
March 21	San Francisco *	L, 1-2
March 22	San Francisco *	L, 5-6
March 24	San Jose State	L, 6-18 (7 inn.)
March 27	LMU *	W, 17-2 (7 inn.)
March 28	LMU *	W, 4-2
March 29	LMU *	W, 10-5
March 30	San Jose State	W, 5-3
APRIL (3-13)		
April 2	San Diego *	L, 1-5
April 3	San Diego *	L, 1-6
April 4	San Diego *	L, 7-13
April 6	Clemson	L, 4-6
April 10	Saint Mary's *	L, 1-8
April 11	Saint Mary's *	L, 4-8
April 12	Saint Mary's *	L, 11-15 (13 inn.)
April 15	Stanford	W, 2-1
April 17	Pacific *	L, 1-3
April 18	Pacific *	L, 3-6
April 19	Pacific *	L, 1-7
April 22	Stanford	L, 4-6
April 24	Portland *	W, 6-3
April 25	Portland *	W, 3-1
April 26	Portland *	L, 1-3 (10 inn.)
April 28	Cal Poly	L, 0-7
MAY (9-1)		
May 1	Gonzaga *	W, 5-3
May 2	Gonzaga *	L, 6-7
May 3	Gonzaga *	W, 12-4
May 5	Cal Poly	W, 11-4
May 8	Seattle *	W, 7-1
May 9	Seattle *	W, 11-4
May 10	Seattle *	W, 4-2
May 14	Pepperdine *	W, 10-0 (7 inn.)
May 15	Pepperdine *	W, 9-2
May 16	Pepperdine *	W, 3-2
May 20	San Francisco !	2 p.m.
May 29-June 1	NCAA Regionals	TBA
JUNE		
June 5-8	NCAA Super Regionals	TBA
June 12-22	Men's College World Series	TBA

Home games in **BOLD** | Neutral games in *Italics*
All times are Pacific and subject to change
* West Coast Conference | ~ Exhibition | ! WCC Tourney
Rankings are Baseball America / USA Today Coaches'

2026 NUMERICAL ROSTER

No.	Player	Pos.	B/T	Ht.	Wt.	Yr.	Hometown / Last School
1	Payton Lambert	OF	R/R	6-0	180	Jr.	Pendelton, Ore. / Pendelton HS
2	Russ "Deuce" Filter	C/INF	R/R	5-11	180	R-So.	Santa Clara, Calif. / Palo Alto HS
3	Ben Cleary	INF	R/R	6-0	200	Jr.	Half Moon Bay, Calif. / Junipero Serra HS
4	James Bose	INF	R/R	6-0	180	Sr.	San Jose, Calif. / Leigh HS / West Valley College / LMU
5	Henry Stewart	LHP	L/L	6-1	200	Sr.	Lakewood, Colo. / J.K. Mullen HS
7	Thomas Ferroggiaro	INF	S/R	5-10	185	Sr.	Wilsonville, Ore. / Central Catholic HS
8	Matthew Tiendas	OF	L/L	5-10	180	Fr.	Santa Clara, Calif. / Wilcox HS
10	Hunter Fujimoto	OF	L/L	5-10	175	Fr.	San Jose, Calif. / Valley Christian HS
11	Max Reimers	RHP	R/R	5-11	185	Fr.	Aliso Viejo, Calif. / JSerra Catholic HS
12	Tate Medicoff	1B/OF	R/R	6-3	220	So.	San Francisco / Sacred Heart Cathedral HS
13	Jackson Cook	RHP	R/R	6-3	200	Fr.	Lincoln, Calif. / Lincoln HS
14	Max Ross	OF	L/R	6-2	195	R-Jr.	Woodside, Calif. / St. Francis HS / Oregon / Cañada College
15	Koen Carston	C	R/R	5-9	170	Jr.	Woodland, Calif. / Davis HS
16	Tate Gargas	RHP	R/R	6-1	195	R-Fr.	Monument, Colo. / Parker Ridge HS
17	Will Anderson	1B/OF	L/L	6-2	215	Jr.	Gilroy, Calif. / Christopher HS / Ohlone College
18	Bryant Viskovich	OF	R/R	6-0	205	R-So.	Los Gatos, Calif. / Leigh HS / San Diego
19	Brayden Dotoli	RHP	R/R	6-1	205	R-Sr.	Roseville, Calif. / Roseville HS / Sacramento City College
20	Mateo Garcia	INF	L/R	6-0	185	Sr.	Turlock, Calif. / Pitman HS / San Joaquin Delta College
21	Kai Cunningham	INF	L/R	5-9	175	R-Jr.	Atlanta / The Lovett School
22	Johnny Luetzow	C	R/R	6-0	215	Sr.	La Jolla, Calif. / La Jolla Country Day HS
23	Chase Ruden	RHP	R/R	6-2	200	Fr.	Highlands Ranch, Colo. / Mountain Vista HS
24	Luke Devine	OF	R/R	6-4	200	So.	Los Altos Hills, Calif. / St. Francis HS
26	Christian Duarte	LHP	L/L	6-6	215	Fr.	San Jose, Calif. / Bellarmine Preparatory HS
27	Andrew Rayment	OF	L/R	6-5	215	So.	Spokane, Wash. / Mount Spokane HS
28	James Cunningham	RHP	R/R	6-4	165	Fr.	Los Angeles / Loyola HS
29	Tyler Alleman	RHP	R/R	6-0	190	R-So.	Portland, Ore. / Jesuit HS
30	Bryce Padilla	RHP	R/R	5-11	180	R-Jr.	Fresno, Calif. / San Joaquin Memorial HS
31	Andrew Habermann	RHP	R/R	6-6	225	So.	Westlake Village, Calif. / Westlake HS
33	Robert Aivazian	RHP	R/R	6-3	180	R-Jr.	Pleasant Hill, Calif. / College Park HS / California
34	Vinnie Braga	RHP	R/R	6-3	200	So.	Palo Alto, Calif. / Palo Alto HS
36	Jace Gillmore	RHP	R/R	6-5	200	Jr.	Rocklin, Calif. / Whitney HS
37	Cooper Lanz	RHP	R/R	6-0	190	Sr.	Atwater, Calif. / Buhach Colony HS / Pacific / Modesto JC
38	Nick Chow	RHP	R/R	6-5	215	Fr.	Mountain View, Calif. / St. Francis HS
40	Sebastian Schreiber	LHP	L/L	6-3	230	R-Sr.	Salinas, Calif. / Alisal HS / San Francisco / Hartnell College
41	Trevor Banning	RHP/INF	L/R	6-0	175	Fr.	Santa Margarita, Calif. / Santa Margarita HS
43	RJ Meyn	LHP	L/L	6-0	180	So.	San Ramon, Calif. / De La Salle HS
44	Jack Lazark	RHP	R/R	6-2	205	Jr.	Santa Rosa, Calif. / Cardinal Newman HS
45	Max Bayles	RHP	R/R	6-3	210	Jr.	San Diego / Cathedral Catholic HS
46	Hunter Hargett	RHP	R/R	6-2	190	R-Sr.	Point Loma, Calif. / Point Loma HS / San Diego St. / Yavapai Coll. / Incarnate Word
48	Josh Johnson	RHP	R/R	6-2	205	Gr.	Henderson, Nev. / Corona HS / College of Southern Nevada
51	Mace Wheeler	C	L/R	5-10	185	Fr.	El Cajon, Calif. / Valhalla HS
52	Waylon Walsh	INF	L/R	6-4	195	Fr.	Los Gatos, Calif. / Archbishop Mitty HS
54	Camden Sos	INF	R/R	6-3	200	Jr.	Alpine, Calif. / Granite Hills HS / TCU

ALPHABETICAL ROSTER

No.	Name	Pos.	Yr.
33	Robert Aivazian	RHP	R-Jr.
29	Tyler Alleman	RHP	R-So.
17	Will Anderson	1B/OF	Jr.
41	Trevor Banning	INF/LHP	Fr.
45	Max Bayles	RHP	Jr.
4	James Bose	INF	Sr.
34	Vinnie Braga	RHP	So.
15	Koen Carston	C	Jr.
38	Nick Chow	RHP	Fr.
3	Ben Cleary	INF	Jr.
13	Jackson Cook	RHP	Fr.
28	James Cunningham	RHP	Fr.
21	Kai Cunningham	INF	R-Jr.
24	Luke Devine	OF	So.
19	Brayden Dotoli	RHP	R-Sr.
26	Christian Duarte	LHP	Fr.
7	Thomas Ferroggiaro	INF	Sr.
2	Russ "Deuce" Filter	C/INF	R-So.
10	Hunter Fujimoto	OF	Fr.
20	Mateo Garcia	INF	Sr.
16	Tate Gargas	RHP	R-Fr.
36	Jace Gillmore	RHP	Jr.
31	Andrew Habermann	RHP	So.
46	Hunter Hargett	RHP	R-Sr.
48	Josh Johnson	RHP	Gr.
1	Payton Lambert	OF	Jr.
37	Cooper Lanz	RHP	Sr.
44	Jack Lazark	RHP	Jr.
22	Johnny Luetzow	C	Sr.
12	Tate Medicoff	1B/OF	So.
43	RJ Meyn	LHP	So.
30	Bryce Padilla	RHP	R-Jr.
27	Andrew Rayment	OF	So.
11	Max Reimers	RHP	Fr.
14	Max Ross	OF	R-Jr.
23	Chase Ruden	RHP	Fr.
40	Sebastian Schreiber	LHP	R-Sr.
54	Camden Sos	INF	Jr.
5	Henry Stewart	LHP	Sr.
8	Matthew Tiendas	OF	Fr.
18	Bryant Viskovich	OF	R-So.
52	Waylon Walsh	INF	Fr.
51	Mace Wheeler	C	Fr.

No.	Coach/Staff	Alma Mater	Season	
50	Head Coach	Rusty Filter	San Diego State, '90	9th Season
39	Assistant Coach	Jay Brossman	Utah, '12	5th Season
6	Assistant Coach	Chris Perry	Fresno State, '06	5th Season
35	Assistant Coach	Jason Dicochea	Santa Clara, '21	2nd Season
	Dir. of Baseball Operations	Ryan Ozella	San Diego State, '07	5th Season

BY HOME STATE

California	34
Colorado	3
Oregon	3
Georgia	1
Nevada	1
Washington	1

PRONUNCIATION GUIDE

#4 James BOSE	Bohz (like "rose")	#31 Andrew HABERMANN	HAY-bir-mun
#7 Thomas FERROGGIARO	FAIR-uh-JAR-oh	#33 Robert AIVAZIAN	uh-VAYZ-ee-uhn
#8 Matthew TIENDAS	tee-EN-dus	#34 Vincent BRAGA	BRAW-guh
#12 Tate MEDICOFF	MED-uh-cough	#37 Cooper LANZ	LAANZ (like "land")
#15 KOEN Carston	COE-in	#40 Sebastian SCHREIBER	Shr-EYE-bir
#16 Tate GARGASZ	GAR-GAZZ	#43 RJ MEYN	MINE
#18 Bryant VISKOVICH	VISS-kuh-vitch	#44 Jack LAZARK	Lu-ZARK
#19 Brayden DOTOLI	Duh-TOE-lee	#45 Max BAYLES	BAY-less
#21 KAI Cunningham	like "Sky"	#54 Camden SOS	SAUCE
#22 Johnny LUETZOW	LUTS-owe	#23 Chase RUDEN	ROO-din
#26 Christian DUARTE	doo-AR-tay	#24 Luke DEVINE	duh-VINE
#27 Andrew RAYMENT	RAY-mint		
#29 Tyler ALLEMAN	AL-uh-MIN	Coaches	
#30 Bryce PADILLA	puh-DEE-uh	Jay BROSSMAN	BRAWSS-mun
		Jason DICOCHEA	DEE-koe-CHAY-uh

CLASS BREAKDOWN

Freshmen	12
Sophomores	9
Juniors	12
Seniors	9
Graduate	1

BATTING STANCE


Left-handed	14
Right-handed	28
Switch	1



2026 SANTA CLARA BASEBALL



1 • Payton Lambert
Jr. • OF • R/R
Pendleton, Ore.
Pendleton HS




2 • Russ Filter
R-So. • Util. • R/R
Santa Clara, Calif.
Palo Alto HS



3 • Ben Cleary
Jr. • INF • R/R
Half Moon Bay, Calif.
Junipero Serra HS



4 • James Bose
Sr. • INF • R/R
San Jose, Calif.
LMU



5 • Henry Stewart
Sr. • LHP • L/L
Lakewood, Colo.
J.K. Mullen HS



7 • Thomas Ferroggiaro
Sr. • INF • S/R
Wilsonville, Ore.
Central Catholic HS



8 • Matthew Tiendas
Fr. • OF • L/L
Santa Clara, Calif.
Wilcox HS



10 • Hunter Fujimoto
Fr. • OF • L/L
San Jose, Calif.
Valley Christian HS



11 • Max Reimers
Fr. • RHP • R/R
Aliso Viejo, Calif.
JSerra Catholic HS




12 • Tate Medicoff
So. • INF/OF • R/R
San Francisco
Sacred Heart Prep




13 • Jackson Cook
Fr. • RHP • R/R
Lincoln, Calif.
Lincoln HS



14 • Max Ross
R-Jr. • OF • L/R
Woodside, Calif.
Cañada College



15 • Koen Carston
Jr. • C • R/R
Davis, Calif.
Davis HS




16 • Tate Gargasz
R-Fr. • RHP • R/R
Monument, Colo.
Parker Ridge HS



17 • Will Anderson
Jr. • INF/OF • L/L
Gilroy, Calif.
Ohlone College



18 • Bryant Viskovich
R-So. • OF • R/R
Los Gatos, Calif.
San Diego




19 • Brayden Dotoli
R-Sr. • RHP • R/R
Roseville, Calif.
Sacramento CC



20 • Mateo Garcia
Sr. • INF/OF • L/R
Turlock, Calif.
San Joaquin Delta Col.



21 • Kai Cunningham
R-Jr. • INF • L/R
Atlanta
The Lovett School



22 • Johnny Luetzow
Sr. • C • R/R
La Jolla, Calif.
La Jolla Country Day HS



23 • Chase Ruden
Fr. • RHP • R/R
Highlands Ranch, Colo.
Mountain Vista HS



24 • Luke Devine
So. • OF • R/R
Los Altos Hills, Calif.
St. Francis HS



26 • Christian Duarte
Fr. • LHP • L/L
San Jose, Calif.
Bellarmine College Prep



27 • Andrew Rayment
So. • OF • L/R
Spokane, Wash.
Mt. Spokane HS



28 • James Cunningham
Fr. • RHP • R/R
Los Angeles
Loyola HS




29 • Tyler Alleman
R-So. • RHP • L/R
Portland, Ore.
Jesuit HS



30 • Bryce Padilla
R-Jr. • RHP • R/R
Fresno, Calif.
San Joaquin Memorial HS



31 • Andrew Habermann
So. • RHP • R/R
Westlake Village, Calif.
Westlake HS




33 • Robert Aivazian
R-Jr. • RHP • R/R
Martinez, Calif.
California



34 • Vincent Braga
So. • RHP • R/R
Palo Alto, Calif.
Palo Alto HS




36 • Jace Gillmore
Jr. • RHP • R/R
Rocklin, Calif.
Whitney HS



37 • Cooper Lanz
Sr. • RHP • R/R
Atwater, Calif.
Modesto JC



38 • Nick Chow
Fr. • RHP • R/R
Redwood City, Calif.
St. Francis HS



40 • Sebastian Schreiber
R-Sr. • LHP • L/L
Salinas, Calif.
Hartnell College



41 • Trevor Banning
Fr. • INF/RHP • L/R
San Juan Capistrano, Calif.
Santa Margarita Catholic HS



43 • RJ Meyn
So. • LHP • L/L
San Ramon, Calif.
De La Salle HS




44 • Jack Lazark
Jr. • RHP • R/R
Santa Rosa, Calif.
Cardinal Newman HS



45 • Max Bayles
Jr. • RHP • R/R
San Diego
Cathedral Catholic HS




46 • Hunter Hargett
R-Sr. • RHP • R/R
San Diego
Incarnate Word




48 • Josh Johnson
Gr. • RHP • R/R
Henderson, Nev.
Col. of Southern Nevada



51 • Mace Wheeler
Fr. • C • L/R
El Cajon, Calif.
Valhalla HS



52 • Waylon Walsh
Fr. • INF • L/R
Los Gatos, Calif.
Archbishop Mitty HS



54 • Camden Sos
Jr. • INF • R/R
Alpine, Calif.
TCU



Rusty Filter
Head Coach
9th Season
San Diego State '90



Jay Brossman
Assistant Coach
5th Season
Utah '12



Chris Perry
Assistant Coach
5th Season
Fresno State '06



Jason Dicochea
Assistant Coach
2nd Season
Santa Clara '21



Ryan Ozella
Director of Operations
5th Season
San Diego State '07



QUICK FACTS
UNIVERSITY INFORMATION

Name..... Santa Clara University
Location 500 El Camino Real
..... Santa Clara, CA 95053
Religious Affiliation..... Jesuit Catholic
Year Founded 1851
Enrollment..... 9,823 (6,695 undergrad)

President (Yr.) Dr. Julie Sullivan (4th)
Director of Athletics (Yr.)..... Heather M. Owen (2nd)

ATHLETICS INFORMATION

Nickname Broncos
Colors Santa Clara Red (202 C) & White
Conference West Coast Conference
National Affiliation NCAA Division I

Stadium (Opened)..... Stephen Schott Stadium (2005)
Capacity..... 1,500

COACHING STAFF

Rusty Filter Head Coach
9th Season (San Diego State, '90)
Jay Brossman Assistant Coach
5th Season (Utah, '12)
Chris Perry Assistant Coach
5th Season (Fresno State, '06)
Jason Dicochea Assistant Coach
2nd Season (Santa Clara, '21)
Ryan Ozella Director of Operations
5th Season (San Diego State, '08)

BASEBALL QUICK FACTS

Filter's Record at SCU 199-237 (.456)
Filter's Career Record Same

2025 Overall / WCC Record (Pl.) 20-30 / 7-17 (t-8th)
2025 Postseason N/A

All-Time Record 2,454-2,154-28 (.532)
All-Time WCC Record 849-733-3 (.537)

NCAA Appearances (Last) 12 (2023)
MCWS Appearances (Last) 1 (1962)
WCC Regular Season Titles (Last) 9 (1997)
WCC Tournament Titles (Last) 1 (2023)

Letterwinners Returning / Lost 24 / 12
Position Starters Returning / Lost (incl. DH) 7 / 2
Pitchers Returning (Starters) / Lost (Starters) ... 12 (3) / 5 (1)
Newcomers (incl. redshirt freshmen) 17
Roster Breakdown (Fr./So./Jr./Sr/Gr.) 12/9/12/9/1

REFERENCING "SANTA CLARA UNIVERSITY"

We are Santa Clara University, the oldest operating institution of higher learning in California, founded in 1851 and built around the Mission Santa Clara de Asís.

When referencing the school and its teams, please use, "Santa Clara University," "Santa Clara," "SCU" or "The Broncos."

DO NOT use "University of Santa Clara," "Santa Clara College," "USC," "SC," or any other iteration. Also, DO NOT use "Lady Broncos" in reference to any Santa Clara women's programs. All Santa Clara teams go by "the Broncos."

SCOUTING REPORT: SAN FRANCISCO

The Dons (24-28, 15-12 WCC) took two of three from Saint Mary's on the road to conclude the regular season last weekend. The wins snapped a four-game losing streak, though they won two of their final three WCC series. USF is 8-13 away from San Francisco this season. The Dons swept the Broncos in their WCC series at USF on March 20-22, with all three games determined by one run.

Zack Ramppen is the only Don batting over .300 (.305). *TJ Rogers* leads the team with 11 home runs and 26 RBIs, but the team ranks last in the WCC in slugging (.373). The Dons also rank last in runs scored (237). *Gabriel Barrett* has been the team's best starter, going 3-5 with a team-high 65 strikeouts. The bullpen combination of *Nick Bacura* (8 saves) and *Quentin Pohorski* (7 saves) has locked down the back end of games for USF, while *Kai Yovanovich* has a team-best 1.95 ERA with 30 Ks in 27 2/3 innings across 18 relief appearances.

BAYLES WINS FINAL WCC PITCHER OTW

Max Bayles earned WCC Pitcher of the Week honors Monday for the third time this season and sixth time in his career after a dominant 12-strikeout performance in Thursday's 10-0 run-rule win over Pepperdine — matching his career high and helping the Broncos to their first shutout of the season. He retired the first five batters by strikeout, fanned three batters in three separate innings, and allowed only one Pepperdine baserunner to advance past second base all night.

11 WCC ALL-ACADEMIC AWARDS FOR SCU

Santa Clara collected 11 WCC All-Academic awards Monday, its most since 2022, including placing three players on the first team for the second consecutive year. **Thomas Ferrroggiaro** (3.874 GPA), **Mateo Garcia** (3.984) and **Johnny Luetzow** (3.941) earned first team honors. **Max Bayles**, **Jace Gillmore**, **Josh Johnson**, **Cooper Lanz**, **Payton Lambert**, **Vincent Braga**, **Andrew Rayment** and **Max Ross** each received honorable mention.

FILTER APPROACHES 200TH VICTORY

Santa Clara head coach Rusty Filter is only one win away from reaching 200 career victories. His 199 career wins to date have all come at the helm of the Broncos, whom he's guided since 2018 when he was hired from nearby Stanford, where he spent eight years as the pitching coach and associate head coach under the legendary Mark Marquess.

FROM APRIL SHOWERS TO MAY FLOWERS

Santa Clara had a monumentally bad April, going 3-13 with separate losing streaks of 7 and 4 games. The team batted a measly .209 during the month while the pitching staff carried a bloated 5.51 ERA. **BUT** ... things have turned for the Broncos in May. The team is on fire this month, going 9-1 with an active eight-game winning streak. The offense is batting .357 and slugging .623 while the pitching staff is carrying a 3.00 ERA with a 3-to-1 strikeouts-to-walks ratio (78 to 26).

TEAM COMPARISON

	Broncos	USF
Batting Average269	.249
Runs	279	237
Doubles	113	91
Triples	18	6
Home Runs	36	36
RBIs	254	222
Slugging %415	.372
Walks	180	219
Strikeouts	430	520
On-Base %358	.3=56
Stolen Bases.....	56-74	36-42
ERA.....	4.63	5.72
Strikeouts	467	376
Walks	244	228
Batting Avg. Against.....	.246	.282
Fielding %.....	.979	.968
Double Plays.....	40	62

EXTRA EXTRA-BASE HITS

The Broncos have been finding the gaps this season. The team has hit 113 doubles (ranked 33rd in the nation) -- its most in 16 years (144 in 2010). They also have 18 triples in 2026, 12th-most in the country and tops in the WCC. Six Broncos have at least 10 doubles and four have at least two triples.

DOUBLE-DIGIT HITS PARADE

Santa Clara collected double-digit hits in nine consecutive games from May 1-15, the first time it had done that since March 22 to April 2, 2010, when it achieved the feat in nine straight contests against San Diego State, Princeton, Albany and Portland. The streak was broken Saturday in a 3-2 pitchers' duel win over Pepperdine.

RUNNING AND RUNNING

Santa Clara has 56 stolen bases this season -- it stole 34 bases in all of 2025. The Broncos have stolen multiple bases in a game 15 times this year, going 9-6 in those games. They enter Wednesday's game having stolen a base in seven straight (since May 5 vs. Cal Poly).

COMEBACK KIDS ARE BACK

Santa Clara is back to its come-from-behind ways in 2026 after spending the last two years as "comeback kids." The Broncos already have nine come-from-behind wins and have erased 25 total deficits in 2026. The team totaled 26 come-from-behind wins in 2024 and '25, 13 in each season. Santa Clara erased 23 different deficits during the 2024 campaign at any given point in a game. It erased 27 different deficits in 2025.

MEDICOFF GOIN' OFF BEFORE GOIN' OFF

Tate Medicoff was on a tear before leaving the lineup in April due to injury. The sophomore DH was batting .396 and slugging .849 with 13 extra-base hits and 20 RBIs since March 8. It was a complete reversal after he started the season batting .087 (2 for 23) with 14 strikeouts.

SANTA CLARA RECORD WHEN...

Overall.....	25-28
WCC.....	13-14
Home.....	18-12
Away.....	7-16
Neutral.....	0-0
Day.....	13-16
Night.....	12-12
vs. Lefty Starter.....	6-9
vs. Righty Starter.....	19-19
Following a win.....	16-8
Following a loss.....	8-20
Monday.....	2-1
Tuesday.....	2-2
Wednesday.....	2-2
Thursday.....	1-2
Friday.....	8-5
Saturday.....	5-10
Sunday.....	5-6
February.....	4-6
March.....	9-8
April.....	3-13
May.....	9-1
June.....	0-0
1-Run Games.....	4-8
2-Run Games.....	7-6
5+-Run Games.....	11-9
Extra Innings.....	1-3
Shutouts.....	1-2
Scoring 0-2 Runs.....	1-11
3-5 Runs.....	11-11
6-9 Runs.....	5-5
10+ Runs.....	8-1
Opponent Scores 0-2 Runs.....	13-3
3-5 Runs.....	11-6
6-9 Runs.....	1-14
10+ Runs.....	0-5
Scored in 1st Inning.....	14-5
Opponent Scored in 1st Inning.....	5-9
Scores First.....	19-8
Opponent Scored First.....	6-20
Leading After 6 Inns.....	21-8
Trailing.....	3-18
Tied.....	1-2
Leading After 7 Inns.....	21-6
Trailing.....	1-20
Tied.....	0-1
Leading After 8 Inns.....	21-3
Trailing.....	1-22
Tied.....	0-2
Hit 0 Home Runs.....	8-19
1 Home Run.....	12-7
2+ Home Runs.....	5-2
Made 0 Errors.....	12-13
1 Error.....	9-10
2+ Errors.....	4-5
Out-hit Opponent.....	20-2
Out-hit by Opponent.....	3-16
Hits are Tied.....	2-10

LANZ'S MIDSEASON REVIVAL

Cooper Lanz has completely turned around his season over the past five weeks. The senior righty had a rough start to 2026, going 0-3 with a 19.64 ERA in just his first five appearances (Feb. 14-March 8). But since then, he's lowered his season ERA to 4.18. That's in huge part to a 14-inning streak without allowing an earned run (since April 17). He's 1-0 with two saves during that stretch. He's also recorded multiple strikeouts in 10 consecutive appearances after only doing so once in his first six games.

FLASHING THE LEATHER

Santa Clara's .979 fielding percentage is tied for best in the WCC and ranked 26th in the nation. The team has 25 errorless games this year and 19 other games with only one error committed. The team's best fielding percentage over the last 16 years (since 2011) is .976 in the COVID-19-shortened 2020 season.

DOUBLE 'EM UP

The Broncos' defense has helped out its pitching staff immensely this season, turning 44 double plays -- the team's most since turning 48 in 2018. Santa Clara's 44 double plays turned rank 40th in the NCAA and second in the WCC. The team has turned four double plays in a game twice: first versus Connecticut on March 18, then again at Seattle on May 8.

... THEN DOUBLE 'EM UP AGAIN

Santa Clara has recorded double-digit hits at the plate and double-digit strikeouts on the mound in the same game eight times this season. It most recently performed the feat on Thursday versus Pepperdine when it had 13 hits and 14 strikeouts. It's 6-2 in those games.

BAYLES ENTERS THE RECORD BOOK

Max Bayles has etched his name in the Santa Clara record book this season, slowly climbing the career strikeouts list week after week. His 12 strikeouts Thursday versus Pepperdine moved him into sixth all-time on the list with 257, passing David Tuttle (1989-92) and Cole Kitchen (2020-24) in the same night. The next spot above him is No. 5 Rick Foley (1975-78), who struck out 306 in his four seasons.

BAYLES BRINGS IN PRESEASON NODS

Junior right-hander **Max Bayles** raked in the pre-season honors heading into the 2026 season. He was named to the Perfect Game WCC Preseason Team, then was named the WCC Preseason Pitcher of the Year by D1Baseball.com. He also landed on the official WCC Preseason Team, as voted on by the league's coaches. He was ranked the top 2026 MLB Draft Prospect in the WCC by D1Baseball.com after spending time this summer in both the Cape Cod League and at the USA Baseball Collegiate National Team training camp.

BRONCOS IN THE BIGS

Santa Clara had two players on MLB 40-man rosters on Opening Day this season. **Tommy Nance** (at Santa Clara in 2012-13) is playing for the Toronto Blue Jays after posting a 1.99 ERA in 30 relief appearances for the AL champions a year ago. **Steven Wilson** ('18) opened 2026 on the Tampa Bay Rays' 40-man roster but is currently on the 60-day IL. He made 59 appearances for the Chicago White Sox in 2025 and carried a 3.42 ERA.

BRONCOS WAITING FOR THE CALL

Santa Clara also has several former players playing in the minor leagues, waiting for their call to The Big Show. A list of current Santa Clara minor leaguers playing with affiliated clubs is below:

- **Skylar Hales, RHP (2021-23)** -- STL Cardinals – Current team (Level) :: Memphis Redbirds (AAA)
- **Nick Sando, LHP (2020-23)** -- Cincinnati Reds – Current team (Level) :: Chattanooga Lookouts (AA)
- **Robert Hipwell, INF (2022-24)** -- SF Giants – Current team (Level) :: Eugene Emeralds (High A)
- **Blake Hammond, RHP (2022-24)** -- Athletics – Current team (Level) :: Stockton Ports (Low A)
- **Caden Wooster, RHP (2023-25)** -- NY Mets – Current team (Level) :: FCL Mets (Rookie)

PLENTY OF EXPERIENCE RETURNS

Santa Clara returns 24 letterwinners -- including seven positional starters and three starting pitchers -- in 2026. The returners include all-WCC second team honoree **Max Bayles** and all-WCC Honorable Mentions **Ben Cleary** and **Cooper Lanz**. The Broncos return no less than 65% of every offensive statistical category from last season, and they bring back at least 60% if not more of every pitching stat category outside of saves, where only four of 11 saves last year return.

FRESH FACES, FAMILIAR SURROUNDING

The Broncos also welcome 16 newcomers to the roster in 2026, composed of five transfers (four four-year college transfers, one junior college transfer) and 11 true freshmen. 10 of the 11 freshmen are from California, with six of those from Northern California, and even four of those come specifically from the South Bay and Santa Clara County. Three of the five transfers (**Will Anderson**, **James Bose**, **Bryant Viskovich**) also have South Bay roots.

CONSISTENCY IN WINNING

Santa Clara has already won 25 games in 2026, marking its fifth consecutive 20-or-more wins season, the first time the Broncos have done that in 18 years. The Broncos posted back-to-back .500-or-better seasons for the first time in 18 years in 2023 and '24, and made the postseason in back-to-back seasons for the first time in 27 years in 2023 and '24.

THE LOSS OF A LEGEND

Mark Marquess, the hall-of-fame former head coach of Stanford baseball, mentor and friend to Santa Clara head coach **Rusty Filter**, and most recently Special Assistant to the Director of Athletics at Santa Clara, passed away on Jan. 30 at the age of 78. Marquess had been with the Santa Clara athletics department since 2018, mentoring the department's head coaches, assisting with administrative projects, and spending time with Filter and the Broncos baseball program, where he'd join practices and travel with the team on road trips.

"I am deeply saddened by the unexpected loss of Mark Marquess," said Filter. "I am forever grateful to have been at his side for the last 18 years. He had such an incredible impact on my life. He was a true legend on and off the field, and was such a great man. My heart goes out to Susan and his family."

HOME RUN TRACKER

LISTING

Date	Opponent	Batter (#)	Inn.	Type
2/14	California	Sos (1)	9	2-Run, Tying
2/16	California	Ross (1)	3	3-Run
2/22	UC Davis	Medicoff (1)	1	3-Run, Go-Ahead
3/8	Oklahoma	Medicoff (2)	2	2-Run
3/10	Pittsburgh	Medicoff (3)	2	2-Run, Go-Ahead
3/13	Utah Tech	Medicoff (4)	8	Solo, Leadoff
3/13	Utah Tech	Cleary (1)	8	2-Run
3/14	Utah Tech	Cleary (2)	6	Solo
3/22	San Francisco	Ross (2)	6	2-Run
3/22	San Francisco	Medicoff (5)	6	Solo, Back-to-back
3/24	San Jose St.	Luetzow (1)	2	2-Run
3/27	LMU	Walsh (1)	2	Solo, Leadoff
3/28	LMU	Medicoff (6)	2	Solo, Go-Ahead
3/28	LMU	Garcia (1)	4	Solo
3/28	LMU	Walsh (2)	4	Solo, Back-to-back
3/29	LMU	Ferroggiaro (1)	7	Solo
4/4	San Diego	Luetzow (2)	6	2-Run
4/11	Saint Mary's	Sos (2)	4	Solo, Go-Ahead
4/12	Saint Mary's	Devine (1)	1	2-Run
4/24	Portland	Walsh (3)	2	Solo, Go-Ahead
4/25	Portland	Ross (3)	1	2-Run, Go-Ahead
5/1	Gonzaga	Ferroggiaro (2)	2	2-Run
5/2	Gonzaga	Viskovich (1)	2	3-Run
5/2	Gonzaga	Rayment (1)	2	Solo, Tying
5/3	Gonzaga	Walsh (4)	9	Solo, Leadoff
5/5	Cal Poly	Anderson (1)	1	3-Run, Go-Ahead
5/9	Seattle	Ferroggiaro (3)	5	Solo, Tying
5/9	Seattle	Cleary (3)	5	Solo, Go-Ahead
5/9	Seattle	Devine (2)	7	2-Run
5/9	Seattle	Ferroggiaro (4)	8	3-Run
5/10	Seattle	Luetzow (3)	6	Solo, Tying
5/14	Pepperdine	Ross (4)	7	2-Run, Walkoff
5/15	Pepperdine	Luetzow (4)	3	Solo, Leadoff
5/15	Pepperdine	Cleary (4)	4	Solo, Leadoff
5/16	Pepperdine	Devine (3)	4	Solo
5/16	Pepperdine	Cleary (5)	7	Solo

NOTABLES

Multi-HR Games: 7, 3/13 vs. Utah Tech (2), 3/22 at San Francisco (2), 3/28 vs. LMU (3), 5/2 at Gonzaga (2), 5/9 at Seattle (4), 5/15 vs. Pepperdine (2), 5/16 vs. Pepperdine (2)

Walk-Offs: 1, Ross (5/14 vs. Pepperdine)

Grand Slams: 0

Back-to-Back: 3, Ross & Medicoff (3/22 at San Francisco); Garcia & Walsh (3/28 vs. LMU); Ferroggiaro & Cleary (5/9 at Seattle)

First Career: 4, Sos (2/14 at California); Walsh (3/27 vs. LMU); Viskovich (5/2 at Gonzaga); Anderson (5/5 vs. Cal Poly)

Pinch-Hit HR: 0

Individual Multi-HR: 1, Ferroggiaro (5/9 at Seattle)

BREAKDOWN

BY BATTING ORDER

1	2	3	4	5	6	7	8	9
5	5	4	7	1	3	7	3	1

BY POSITION

C	1B	2B	3B	SS	LF	CF	RF	DH	PH
4	1	4	6	5	4	1	3	8	0

BY LOCATION

Home: 22 Road: 14

HONORING A LEGEND

To honor Marquess, his memory and his legacy, the Broncos are wearing special "9" patches on their jerseys this season. Marquess wore the number 9 during his 41 years coaching the Stanford baseball program, which became synonymous with his long-tenured success with the Cardinal.



MULTI- GAMES & STREAKS

MULTI-HIT GAMES.....	2	3	4	5+	Tot
3 CLEARY, Ben	12	6	1	-	19
17 ANDERSON, Will.....	11	5	-	-	16
24 DEVINE, Luke.....	10	3	-	-	13
14 ROSS, Max	8	4	-	-	12
22 LUETZOW, Johnny.....	5	6	-	-	11
7 FERROGGIARO, Thom.....	6	3	-	-	9
27 RAYMENT, Andrew	6	2	-	-	8
20 GARCIA, Mateo.....	6	1	-	-	7
12 MEDICOFF, Tate.....	6	1	-	-	7
52 WALSH, Waylon.....	4	1	-	-	5
1 LAMBERT, Payton.....	3	1	1	-	5
54 SOS, Camden	2	-	-	-	2
18 VISKOVICH, Bryant.....	1	-	-	-	1
TEAM.....	80	33	2	0	115

MULTIPLE RBI GAMES	2	3	4	5+	Tot
3 CLEARY, Ben	9	1	-	-	10
14 ROSS, Max	6	3	1	-	10
17 ANDERSON, Will.....	5	2	1	-	8
12 MEDICOFF, Tate.....	4	2	-	1	7
24 DEVINE, Luke.....	5	-	1	-	6
22 LUETZOW, Johnny.....	4	-	1	-	5
52 WALSH, Waylon.....	3	1	-	-	4
7 FERROGGIARO, Thom.....	1	-	1	-	2
54 SOS, Camden	2	-	-	-	2
1 LAMBERT, Payton.....	2	-	-	-	2
10 FUJIMOTO, Hunter	1	-	-	-	1
27 RAYMENT, Andrew	1	-	-	-	1
18 VISKOVICH, Bryant.....	-	1	-	-	1
20 GARCIA, Mateo.....	1	-	-	-	1
TEAM.....	44	10	5	1	60

HITTING STREAKS

	Long	Current
3 CLEARY, Ben	10	8
14 ROSS, Max	10	-
17 ANDERSON, Will	9	-
24 DEVINE, Luke	8	8
7 FERROGGIARO, Thom	8	3
22 LUETZOW, Johnny	7	-
12 MEDICOFF, Tate	6	-
20 GARCIA, Mateo	5	-
27 RAYMENT, Andrew	5	-
18 VISKOVICH, Bryant	4	-
54 SOS, Camden	4	-
52 WALSH, Waylon	4	-
1 LAMBERT, Payton	3	2
8 TIENDAS, Matthew	2	2
15 CARSTON, Koen	2	-
10 FUJIMOTO, Hunter	2	-
51 WHEELER, Mace	2	-
21 CUNNINGHAM, Kai	1	-
2 FILTER, Russ	1	-

REACH BASE STREAKS

	Longest	Current
3 CLEARY, Ben	25	8
22 LUETZOW, Johnny	17	-
7 FERROGGIARO, Thom	12	12
14 ROSS, Max	12	1
17 ANDERSON, Will	11	11
24 DEVINE, Luke	10	8
1 LAMBERT, Payton	10	3
20 GARCIA, Mateo	9	7
12 MEDICOFF, Tate	8	-
52 WALSH, Waylon	6	-
54 SOS, Camden	5	-
27 RAYMENT, Andrew	5	-
18 VISKOVICH, Bryant	4	1
21 CUNNINGHAM, Kai	3	-
51 WHEELER, Mace	2	-
10 FUJIMOTO, Hunter	2	-
15 CARSTON, Koen	2	-
8 TIENDAS, Matthew	2	2
2 FILTER, Russ	1	-

2026 Santa Clara Baseball Game Notes

W-L BY POSITION (STARTS)

Player	p	c	1b	2b	3b	ss	lf	cf	rf	dh
17 ANDERSON, Will	.	.	24-26
7 FERROGGIARO, Thom	.	.	.	22-21	.	0-5
3 CLEARY, Ben	24-22
14 ROSS, Max	10-11	.	5-9	3-5
24 DEVINE, Luke	0-2	0-4	19-14	.
27 RAYMENT, Andrew	23-15	.	.
22 LUETZOW, Johnny	.	19-15	1-0
52 WALSH, Waylon	.	.	0-1	1-1	15-13	0-1
20 GARCIA, Mateo	.	.	.	0-2	.	.	6-6	.	0-1	8-8
54 SOS, Camden	10-14
12 MEDICOFF, Tate	.	.	1-1	9-12
1 LAMBERT, Payton	8-6	1-6	0-1	.
45 BAYLES, Max	8-6
36 GILLMORE, Jace	5-9
51 WHEELER, Mace	.	5-7
13 COOK, Jackson	4-4
29 ALLEMAN, Tyler	4-4
18 VISKOVICH, Bryant	1-1	.	.	4-2
15 CARSTON, Koen	.	1-6
21 CUNNINGHAM, Kai	.	.	.	2-2	.	1-1
10 FUJIMOTO, Hunter	0-2	1-3	.	.
8 TIENDAS, Matthew	1-3	.
2 FILTER, Russ	.	.	.	0-2	0-1
33 AIVAZIAN, Robert	1-2
41 BANNING, Trevor	0-2
19 DOTOLI, Brayden	1-0
5 STEWART, Henry	1-0
37 LANZ, Cooper	0-1
38 CHOW, Nick	1-0

W-L BY BATTING ORDER (STARTS)

Player	1st	2nd	3rd	4th	5th	6th	7th	8th	9th
17 ANDERSON, Will	.	0-1	3-1	6-5	10-12	3-4	2-3	.	.
7 FERROGGIARO, Thom	21-18	1-5	0-2	0-1
3 CLEARY, Ben	.	23-18	1-4
14 ROSS, Max	.	1-2	13-17	0-1	3-2	1-2	0-1	.	.
24 DEVINE, Luke	.	.	1-2	6-5	7-8	5-4	0-1	.	.
27 RAYMENT, Andrew	2-1	0-1	2-0	3-7	16-6
22 LUETZOW, Johnny	0-2	.	6-3	12-9	1-1	1-0	.	.	.
52 WALSH, Waylon	.	.	.	0-1	1-1	5-3	6-5	4-5	0-1
20 GARCIA, Mateo	0-1	.	1-1	0-3	1-0	1-5	5-5	6-2	.
54 SOS, Camden	0-1	0-5	10-7	0-1	.
12 MEDICOFF, Tate	.	.	.	1-4	2-2	5-5	2-2	.	.
1 LAMBERT, Payton	1-3	0-1	.	.	0-1	4-1	3-3	1-2	0-2
51 WHEELER, Mace	5-7
18 VISKOVICH, Bryant	1-0	.	.	.	0-1	.	4-2	.	.
15 CARSTON, Koen	1-6
21 CUNNINGHAM, Kai	1-2	2-1
10 FUJIMOTO, Hunter	0-2	0-1	1-0	.	0-2
8 TIENDAS, Matthew	0-2	0-1	1-0
2 FILTER, Russ	0-1	0-1	0-1

RUNS SCORED BY INNING

	1	2	3	4	5	6	7	8	9	EX	Total
Santa Clara	35	51	29	29	27	45	31	15	12	5	279
Opponents	32	28	28	26	40	23	31	31	14	11	264

MONTH-BY-MONTH PITCHING

Month	ERA	W-L	GP	CG	SHO	SV	IP	H	R	ER	BB	SO	2B	3B	HR	AB	B/Avg.	WP	HBP	BK	SFA	SHA
February	5.32	4-6	10	0	0/0	3	88	79	55	52	52	109	23	0	11	333	.237	11	5	1	5	1
March	4.31	9-8	17	0	0/0	6	144	121	82	69	87	140	22	4	18	527	.230	7	14	4	6	7
April	5.51	3-13	16	0	0/0	2	142	152	98	87	66	139	37	3	20	551	.276	11	15	1	5	11
May	3.00	9-1	10	0	1/1	3	87	75	29	29	39	79	17	0	8	324	.231	5	4	0	2	2
June	--	--	--	--	--	--	--	--	--	--	--	--	--	--	--	--	--	--	--	--	--	--

MONTH-BY-MONTH BATTING

Month	Avg.	GP	AB	R	H	2B	3B	HR	RBI	TB	SLG%	BB	HBP	SO	GDP	OB%	SF	SH	SB-CS	PO	A	E	Fld%
February	.287	10	342	64	98	27	1	3	55	136	.398	46	9	81	6	.379	7	0	16-19	264	81	5	.986
March	.259	17	533	87	138	27	5	13	79	214	.402	58	27	133	10	.356	9	6	15-21	432	157	14	.977
April	.209	16	527	50	110	26	4	5	48	159	.302	50	26	138	10	.305	6	14	8-10	426	143	14	.976
May	.357	10	353	78	126	33	8	15	72	220	.623	26	16	78	9	.423	2	6	17-24	261	101	7	.981
June	--	--	--	--	--	--	--	--	--	--	--	--	--	--	--	--	--	--	--	--	--	--	--

TEAM GAME HIGHS

Batting		
At bats:	51	- vs Saint Mary's (Apr 12, 2026)
Runs scored:	17	- vs LMU (Mar 27, 2026)
Hits:	19	- at Gonzaga (May 03, 2026)
RBI's:	16	- vs LMU (Mar 27, 2026)
Doubles:	7	- at Seattle (May 08, 2026)
Triples:	3	- at Seattle (May 09, 2026)
Home runs:	4	- at Seattle (May 09, 2026)
Total bases:	35	- at Seattle (May 09, 2026)
Walks:	9	- vs Saint Mary's (Apr 12, 2026)
Strikeouts:	16	- at Gonzaga (May 02, 2026)
Sac hits:	3	- vs Saint Mary's (Apr 12, 2026)
Sac flies:	3	- vs UNLV (Mar 01, 2026)
Stolen bases:	5	- vs UNLV (Feb 27, 2026)
Hit by pitch:	5	- vs Saint Mary's (Apr 12, 2026)
Caught stealing:	5	- at Oklahoma (Mar 08, 2026)
Runners LOB:	2	- at Gonzaga (May 03, 2026)
Hit into DP:	2	- vs Pepperdine (May 15, 2026)
Runners LOB:	18	- vs Saint Mary's (Apr 12, 2026)
Hit into DP:	3	- vs Portland (Apr 25, 2026)
Fielding		
Putouts:	39	- vs Saint Mary's (Apr 12, 2026)
Assists:	17	- vs Connecticut (Mar 18, 2026)
Errors:	3	- vs Utah Tech (Mar 14, 2026)
	3	- vs Clemson (Apr 06, 2026)
	3	- vs Saint Mary's (Apr 12, 2026)
Passed balls:	2	- at California (Feb 14, 2026)
	2	- vs San Jose State (Feb 18, 2026)
DPs turned:	4	- vs Connecticut (Mar 18, 2026)
	4	- at Seattle (May 08, 2026)
Pitching		
Innings pitched:	13.0	- vs Saint Mary's (Apr 12, 2026)
Runs allowed:	18	- vs San Jose State (Mar 24, 2026)
Earned runs:	13	- vs UC Davis (Feb 22, 2026)
	13	- vs San Jose State (Mar 24, 2026)
	13	- at San Diego (Apr 04, 2026)
Walks allowed:	11	- vs Connecticut (Mar 18, 2026)
Strikeouts:	15	- at Oklahoma (Mar 05, 2026)
	15	- vs Utah Tech (Mar 13, 2026)
Hits allowed:	19	- vs Saint Mary's (Apr 12, 2026)
Doubles allowed:	5	- vs Saint Mary's (Apr 12, 2026)
	5	- at Cal Poly (Apr 28, 2026)
Triples allowed:	2	- at Oklahoma (Mar 08, 2026)
Homers allowed:	4	- vs San Jose State (Mar 24, 2026)
	4	- at San Diego (Apr 04, 2026)
	4	- vs Saint Mary's (Apr 12, 2026)
Wild pitches:	3	- at California (Feb 14, 2026)
	3	- vs San Jose State (Feb 18, 2026)
	3	- at San Diego (Apr 03, 2026)
Hit batters:	2	- (9 times)

INDIVIDUAL GAME HIGHS

Batting		
At bats:	7	- SOS, Camden vs Saint Mary's (Apr 12, 2026)
	7	- ROSS, Max vs Saint Mary's (Apr 12, 2026)
	7	- DEVINE, Luke vs Saint Mary's (Apr 12, 2026)
Runs scored:	4	- FERROGGIARO, Thom vs LMU (Mar 27, 2026)
	4	- FERROGGIARO, Thom at Seattle (May 09, 2026)
Hits:	4	- LAMBERT, Payton vs Saint Mary's (Apr 12, 2026)
	4	- CLEARY, Ben at Gonzaga (May 03, 2026)
RBI's:	5	- MEDICOFF, Tate at Oklahoma (Mar 08, 2026)
Doubles:	2	- (10 times)
Triples:	1	- (18 times)
Home runs:	2	- FERROGGIARO, Thom at Seattle (May 09, 2026)
Total bases:	9	- FERROGGIARO, Thom at Seattle (May 09, 2026)
Walks:	4	- FERROGGIARO, Thom vs UNLV (Feb 28, 2026)
	4	- ANDERSON, Will vs Saint Mary's (Apr 12, 2026)
Strikeouts:	4	- FERROGGIARO, Thom at Oklahoma (Mar 08, 2026)
	4	- MEDICOFF, Tate at San Diego (Apr 02, 2026)
	4	- CLEARY, Ben at Gonzaga (May 02, 2026)
Sac hits:	2	- CUNNINGHAM, Kai vs Portland (Apr 24, 2026)
Sac flies:	2	- DEVINE, Luke at California (Feb 13, 2026)
Stolen bases:	2	- (5 times)
Hit by pitch:	3	- ROSS, Max at Oklahoma (Mar 08, 2026)
Caught stealing:	1	- (18 times)
Runners LOB:	8	- FERROGGIARO, Thom vs Clemson (Apr 06, 2026)
Fielding		
Putouts:	14	- LUETZOW, Johnny vs Pepperdine (May 14, 2026)
Assists:	9	- FERROGGIARO, Thom vs Connecticut (Mar 18, 2026)
Errors:	2	- LUETZOW, Johnny vs Clemson (Apr 06, 2026)
Passed balls:	2	- CARSTON, Koen at California (Feb 14, 2026)
	2	- LUETZOW, Johnny vs San Jose State (Feb 18, 2026)
Pitching		
Innings pitched:	7.0	- GILLMORE, Jace vs Portland (Apr 25, 2026)
	7.0	- GILLMORE, Jace vs Pepperdine (May 15, 2026)
Runs allowed:	5	- (6 times)
Earned runs:	5	- (6 times)
Walks allowed:	4	- (8 times)
Strikeouts:	12	- BAYLES, Max vs Pepperdine (May 14, 2026)
Hits allowed:	8	- HABERMANN, Andrew at Cal Poly (Apr 28, 2026)
Doubles allowed:	4	- GILLMORE, Jace vs UNLV (Feb 28, 2026)
	4	- HABERMANN, Andrew at Cal Poly (Apr 28, 2026)
Triples allowed:	1	- (7 times)
Homers allowed:	3	- HABERMANN, Andrew vs UC Davis (Feb 22, 2026)
	3	- COOK, Jackson vs Utah Tech (Mar 15, 2026)
Wild pitches:	3	- BAYLES, Max at San Diego (Apr 03, 2026)
Hit batters:	2	- BRAGA, Vincent at San Francisco (Mar 20, 2026)
	2	- ALLEMAN, Tyler at Pacific (Apr 19, 2026)



WEEKEND PROBABLE STARTERS



#45 Max Bayles
Jr. • RHP
6-3 • 210 • R/R
San Diego
Cathedral Catholic HS

2026 SEASON NEWS AND NOTES

- First-team all-WCC
- 3-time WCC Pitcher of the Week (Feb. 16, March 9, May 18)
- Struck out a season-high 12 Thursday versus Pepperdine
- Reached No. 6 on the Santa Clara career strikeouts list this with 257 in his three seasons
- Struck out 10 on two occasions: on the road at No. 10/14 Oklahoma (March 5) and versus LMU (March 27)
- Has struck out no fewer than four in every outing (14), and has struck out seven or more in eight starts
- Named to WCC Preseason Team
- Named WCC Preseason Pitcher of the Year by D1Baseball.com
- Named to WCC Preseason Team by PerfectGame.com

SEASON HIGHS

Inn. Pitched (Start)..... 6 1/3, vs. LMU, 3/27
 Inn. Pitched (Relief)..... --
 Strikeouts 12, vs. Pepperdine, 5/14
 Batters Faced 26, at Pacific, 4/17
 ER Allowed 5, vs. Saint Mary's, 4/10
 Runs Allowed..... 5, vs. Saint Mary's, 4/10
 Walks..... 4, 5 times
 Hits Allowed 6, at San Diego, 4/3

CAREER HIGHS

Inn. Pitched (Start).. 7, vs. San Francisco, 3/22/25
 Inn. Pitched (Relief) 5 2/3, at Pepperdine, 5/13/24
 Strikeouts 12, 2 times
 Batters Faced... 27, at San Francisco, 3/22/25
 ER Allowed 5, 2 times
 Runs Allowed..... 5, 4 times
 Walks..... 6, at Saint Mary's, 5/16/25
 Hits Allowed 8, at Pepperdine, 4/5/25

Year	ERA	W	L	App	GS	CG	SHO	CBO	SV	IP	H	R	ER	BB	SO	2B	3B	HR	BF	B/Avg	WP	HBP	BK	SFA	SHA
2024	3.40	4	2	21	3	0	0	1	5	42 1/3	32	19	16	16	50	8	0	5	176	.205	5	2	0	1	1
2025	4.46	3	6	15	11	1	1	0	1	66 2/3	60	36	33	31	105	6	0	8	299	.232	11	7	1	1	1
2026	2.45	5	3	14	14	0	0	1	0	69 2/3	48	20	19	40	102	12	0	5	295	.193	10	1	1	1	4
TOTAL	3.43	12	11	50	28	1	1	2	6	178 2/3	140	75	68	87	257	26	0	18	770	.211	26	10	2	3	6



#36 Jace Gillmore
Jr. • RHP
6-5 • 200 • R/R
Rocklin, Calif.
Whitney HS

2026 SEASON NEWS AND NOTES

- Second-team all-WCC
- 5 quality starts thrown in 2026 (min. 6 IP, 3 or fewer runs allowed), including four of his last five starts since April 18
- Has set a new career high in strikeouts twice this season, first with 7 versus UNLV (Feb. 28), then again with eight at Seattle (May 9)
- 1 or 0 runs allowed in half (7) of his starts. Only 2 runs allowed in two other starts
- Threw a career-long seven innings twice -- first versus Portland (1 ER, 1 H, 6 Ks), then again versus Pepperdine (2 ER, 7 H, 2 Ks).

SEASON HIGHS

Inn. Pitched (Start)..... 7, 2 times
 Inn. Pitched (Relief)..... --
 Strikeouts 8, at Seattle, 5/9
 Batters Faced..... 29, vs. Pepperdine, 5/15
 ER Allowed 4, 3 times
 Runs Allowed..... 4, 3 times
 Walks..... 4, vs. LMU, 3/29
 Hits Allowed 7, vs. Pepperdine, 5/15

CAREER HIGHS

Inn. Pitched (Start)..... Same
 Inn. Pitched (Relief).... 4, vs. Pacific, 4/25/25
 Strikeouts Same
 Batters Faced Same
 ER Allowed 4, 6 times
 Runs Allowed..... 4, 7 times
 Walks..... Same
 Hits Allowed Same

Year	ERA	W	L	App	GS	CG	SHO	CBO	SV	IP	H	R	ER	BB	SO	2B	3B	HR	BF	B/Avg	WP	HBP	BK	SFA	SHA
2024	5.68	2	2	17	9	0	0	0	0	31 2/3	33	23	20	14	18	6	0	4	145	.273	1	6	1	2	2
2025	7.25	2	2	13	3	0	0	0	1	22 1/3	30	20	18	10	18	4	0	6	107	.316	2	2	0	0	0
2026	3.84	4	4	14	14	0	0	0	0	65 2/3	55	33	28	22	59	12	2	11	278	.223	2	4	1	3	2
TOTAL	4.96	8	8	44	26	0	0	0	1	119 2/3	118	76	66	46	95	22	2	21	530	.255	5	12	2	5	4



#29 Tyler Alleman
R-So. • RHP
6-0 • 190 • R/R
Portland, Ore.
Jesuit HS

2026 SEASON NEWS AND NOTES

- Began the season in the bullpen with eight relief appearances (Feb. 14-March 22)
- Made his first start of the season in a midweek game versus San Jose State
- Made another midweek start the following week versus Clemson -- recording a career-high five strikeouts in the game -- before joining the weekend rotation in Week 9 versus Saint Mary's
- Threw a career-long six innings versus Pepperdine Saturday, only throwin 64 pitches while shutting out the Waves and only allowing two hits
- Has been slowly ramped up this season after missing nearly all of 2024 and parts of 2025 due to recovery from injury -- Threw no more than three innings in a game until May 3 when he threw a then-career-long 4 2/3 innings at Gonzaga.

SEASON HIGHS

Inn. Pitched (Start)..... 6, vs. Pepperdine, 5/16
 Inn. Pitched (Relief)..... 2, 2 times
 Strikeouts 5, vs. Clemson, 4/6
 Batters Faced 21, vs. Pepperdine, 5/16
 ER Allowed 4, at Gonzaga, 5/3
 Runs Allowed..... 4, at Gonzaga, 5/3
 Walks..... 3, vs. Saint Mary's, 4/12
 Hits Allowed 5, vs. Saint Mary's, 4/12

CAREER HIGHS

Inn. Pitched (Start)..... Same
 Inn. Pitched (Relief).. 2 1/3, vs. CSUN, 2/15/25
 Strikeouts Same
 Batters Faced Same
 ER Allowed 6, at Portland, 5/2/25
 Runs Allowed..... 6, at Portland, 5/2/25
 Walks..... 5, at Portland, 5/2/25
 Hits Allowed 6, vs. Nevada, 3/17/25

Year	ERA	W	L	App	GS	CG	SHO	CBO	SV	IP	H	R	ER	BB	SO	2B	3B	HR	BF	B/Avg	WP	HBP	BK	SFA	SHA
2024	0.00	0	0	1	0	0	0	0	0	1	2	0	0	0	0	0	0	0	4	.500	0	0	0	0	0
2025	11.84	0	2	12	2	0	0	0	0	19	31	28	25	17	11	4	0	5	107	.365	0	4	0	0	1
2026	3.86	2	1	17	8	0	0	0	1	35	34	15	15	18	27	6	0	3	161	.248	3	5	0	1	0
TOTAL	6.55	2	3	30	10	0	0	0	1	55	67	43	40	35	38	10	0	8	272	.296	3	9	0	1	1

AROUND THE WCC



WEST COAST CONFERENCE

WCC Standings (through Tuesday, 5/19)

	WCC	%	GB	Overall	%	Strk
1. Gonzaga	22-5	.815	-	35-17	.673	W7
2. Pacific	15-11-1	.556	6 1/2	23-28-1	.442	L2
t-3. San Francisco	15-12	.556	7	24-28	.462	L1
t-3. Pepperdine	15-12	.556	7	21-32	.396	L3
t-3. Saint Mary's	15-12	.556	7	30-24	.556	W1
t-6. Santa Clara	13-14	.481	9	25-28	.472	W8
t-6. Portland	13-14	.481	9	27-25	.519	W2
8. San Diego	12-14-1	.444	9 1/2	20-30-1	.392	W3
9. Seattle	11-16	.407	11	18-31	.367	L3
10. LMU	3-24	.111	19	12-44	.214	L14

WCC Players of the Week Awards

Feb. 16	Player.....	Thomas Ferroggiaro, SCU
	Pitcher.....	Max Bayles, SCU
	Frosh.....	Landon Hood, GON
Feb. 23	Player.....	Makoa Sniffen, SMC
	Pitcher.....	Jonah Johnson, LMU
	Frosh.....	Thomas Gonzales, USF
March 2	Player.....	Zach Wadas, LMU
	Pitcher.....	Karsten Sweum, GON
	Frosh.....	Landon Hood, GON
March 9	Player.....	Robert Orr, PAC
	Pitcher.....	Max Bayles, SCU
	Frosh.....	Landon Hood, GON
March 16	Player.....	Ricky Sánchez, GON
	Pitcher.....	Jonah Johnson, LMU
	Frosh.....	James Dell'Amico, PEP
March 23	Player.....	Trey Swygart, POR
	Pitcher.....	Kale Hammer, SEA
	Frosh.....	Alex Via, POR
March 30	Player.....	Maddox Haley, GON
	Pitcher.....	Tommy Scavone, PEP
	Frosh.....	J. Garrison, USF/W. Labonte (POR)
April 6	Player.....	Andrew Gauna, USD
	Pitcher.....	Travis Farrel, SEA
	Frosh.....	Will Labonte, POR
April 13	Player.....	Mikey Bell, GON
	Pitcher.....	Nick Bacura, USF
	Frosh.....	Ian Josephson, SMC
April 20	Player.....	Payton Knowles, SEA
	Pitcher.....	Garret Plata, PAC
	Frosh.....	Landon Hood, GON
April 27	Player.....	Makoa Sniffen, SMC
	Pitcher.....	Karsten Sweum, GON
	Frosh.....	Landon Hood, GON
May 4	Player.....	CJ Moran, USD
	Pitcher.....	T. Scavone, PEP / Z. Todd, PAC
	Frosh.....	Landon Hood, GON
May 11	Player.....	Jake Tandy, Pacific
	Pitcher.....	Karsten Sweum, GON
	Frosh.....	Ian Josephson, SMC
May 18	Player.....	Jayton Greer, USD
	Pitcher.....	Max Bayles, SCU
	Frosh.....	Jayton Greer, USD

Past Champions

Year	Regular Season	Tournament
2025	San Diego	Saint Mary's
2024	San Diego	San Diego
2023	LMU	Santa Clara
2022	Gonzaga	San Diego

Individual Leaders (thru May 19)

BATTING AVERAGE

1. Mikey Bell (GON).....	.384
2. Diego Castellanos (SMC).....	.382
t-3. M. Haley (GON) / A. Gauna (USD).....	.370
t-6. Ben Cleary (SCU).....	.364

HITS

1. Makoa Sniffen (SMC).....	84
t-2. Diego Castellanos (SMC).....	83
t-2. Mikey Bell (GON).....	83
t-11. Ben Cleary (SCU).....	63

RBIs

t-1. Makoa Sniffen (SMC).....	53
t-1. Ryder Young (GON).....	53
3. Andrew Gauna (USD).....	51
t-16. Max Ross (SCU).....	35

DOUBLES

1. Mikey Bell (GON).....	24
2. Diego Castellanos (SMC).....	18
3. 4 tied.....	17
t-7. Mateo Garcia (SCU).....	16

HOME RUNS

1. Ian Armstrong (SMC).....	13
t-2. Jacob Johnson (SMC).....	12
t-2. Ryder Young (GON).....	12
t-20. Tate Medicoff (SCU).....	6

STOLEN BASES

1. DJ Ghiorso (LMU).....	18
2. Tanner Griffith (SMC).....	17
t-3. Andrew Rayment (SCU) / 2 others.....	12
t-12. Ben Cleary (SCU).....	8

ERA

1. Garret Plata (PAC).....	2.28
2. Max Bayles (SCU).....	2.45
3. Will Labonte (POR).....	2.82
8. Jace Gillmore (SCU).....	3.84

STRIKEOUTS

1. Karsten Sweum (GON).....	108
2. Max Bayles (SCU).....	102
3. Diego Gutierrez (USD).....	84

Team Leaders (thru May 19)

BATTING AVERAGE RUNS SCORED

1. Saint Mary's.....	.330	1. Gonzaga.....	397
2. Gonzaga.....	.313	2. Saint Mary's.....	394
t-3. Pacific.....	.276	3. San Diego.....	318
t-3. San Diego.....	.276	4. Pacific.....	303
5. Santa Clara.....	.269	5. LMU.....	283
6. Pepperdine.....	.261	6. Santa Clara.....	279
7. Seattle.....	.258	7. Portland.....	278
8. San Francisco.....	.249	8. Seattle.....	267
9. Portland.....	.242	9. Pepperdine.....	248
10. LMU.....	.233	10. San Francisco.....	237

ON-BASE %

1. Saint Mary's.....	.408
2. Gonzaga.....	.388
3. San Diego.....	.385
4. Seattle.....	.364
5. Santa Clara.....	.358
6. San Francisco.....	.357
t-7. Pacific.....	.354
t-7. Portland.....	.354
9. LMU.....	.340
10. Pepperdine.....	.336

STOLEN BASES

1. LMU.....	84
2. San Diego.....	63
3. Saint Mary's.....	59
4. Santa Clara.....	56
5. Portland.....	47
6. Gonzaga.....	37
t-7. Pacific.....	36
t-7. San Francisco.....	36
9. Pepperdine.....	28
10. Seattle.....	24

SLUGGING %

1. Saint Mary's.....	.511
2. Gonzaga.....	.493
3. San Diego.....	.429
4. Santa Clara.....	.415
5. Pacific.....	.407
6. Pepperdine.....	.392
7. Seattle.....	.387
8. LMU.....	.380
9. Portland.....	.374
10. San Francisco.....	.373

HOME RUNS

1. Gonzaga.....	63
2. Saint Mary's.....	61
3. LMU.....	54
t-4. Pepperdine.....	45
t-4. Portland.....	45
6. San Diego.....	43
7. Pacific.....	38
8. Seattle.....	37
t-9. Santa Clara.....	36
t-9. San Francisco.....	36

EARNED RUN AVG.

1. Portland.....	4.23
2. Santa Clara.....	4.63
3. Gonzaga.....	4.96
4. Pepperdine.....	5.63
5. Saint Mary's.....	5.64
6. San Francisco.....	5.74
7. Pacific.....	6.02
8. Seattle.....	6.33
9. San Diego.....	7.47
10. LMU.....	8.71

STRIKEOUTS

1. Gonzaga.....	502
2. Santa Clara.....	467
3. Pacific.....	450
4. Saint Mary's.....	446
5. San Diego.....	422
6. Seattle.....	379
7. Portland.....	377
8. San Francisco.....	376
9. LMU.....	375
10. Pepperdine.....	362

This Week's Schedule

Wednesday, May 20, 2026

#6 Santa Clara vs. #3 San Francisco, 2 p.m.
#5 Saint Mary's vs. #4 Pepperdine, 7 p.m.

Thursday, May 21, 2026

TBD vs. #1 Gonzaga, 2 p.m.
TBD vs. #2 Pacific, 7 p.m.

Friday, May 22, 2026

TBD vs. TBD, 10 a.m. (elimination game)
TBD vs. TBD, 2 p.m.
TBD vs. TBD, 7 p.m. (elimination game)

Saturday, May 23, 2026

TBD vs. TBD, 1 p.m.
TBD vs. TBD, TBA (if necessary)

AROUND THE NATION

D1BASEBALL.COM				
May 18, 2026				
#	Team	W-L	Rcd Last wk	Pv.
1.	UCLA	48-6	2-1	1
2.	North Carolina	43-10	3-1	2
3.	Georgia Tech	45-9	3-1	3
4.	Georgia	43-12	2-1	4
5.	Texas	40-12	3-0	6
6.	Auburn	36-18	1-3	5
7.	Oregon State	43-12	3-1	7
8.	Southern Miss	40-14	3-0	8
9.	West Virginia	37-13	2-1	9
10.	Texas A&M	39-13	2-1	10
11.	Florida State	38-16	2-1	11
12.	Arkansas	36-19	2-1	12
13.	Kansas	39-16	2-1	14
14.	Oregon	38-15	2-1	16
15.	Alabama	37-18	2-1	18
16.	Mississippi State	39-16	1-2	13
17.	Ole Miss	36-20	2-2	15
18.	Florida	37-18	3-0	19
19.	Oklahoma State	36-19	3-1	21
20.	Nebraska	41-14	4-0	24
21.	Arizona State	36-18	2-1	22
22.	Cincinnati	37-19	2-1	25
23.	Tennessee	37-19	3-1	NR
24.	Coastal Carolina	36-19	2-2	20
25.	Southern California	42-14	1-2	17

USA TODAY/COACHES'				
May 18, 2026				
#	Team (1st Pl.)	W-L	Pts.	Pv.
1.	UCLA (28)	48-6	748	1
2.	North Carolina	43-10	703	2
3.	Georgia Tech (1)	45-9	699	3
4.	Georgia (1)	43-12	669	4
5.	Texas	40-12	627	5
6.	Auburn	36-18	554	6
7.	Oregon State	43-12	545	7
8.	Florida State	38-16	506	8
9.	Texas A&M	39-13	498	10
10.	Southern Miss	40-14	471	9
11.	West Virginia	37-13	452	11
12.	Oregon	38-15	371	15
13.	Arkansas	36-19	365	14
14.	Mississippi State	39-16	340	12
15.	Alabama	37-18	337	16
16.	Kansas	39-16	308	17
17.	Florida	37-18	303	20
18.	Nebraska	41-14	239	21
19.	Southern California	42-14	235	13
20.	Ole Miss	36-20	180	19
21.	Oklahoma State	36-19	148	23
22.	Arizona State	36-18	94	22
23.	Cincinnati	37-19	88	NR
24.	Coastal Carolina	36-19	84	18
25.	Tennessee	37-19	62	NR

BASEBALL AMERICA				
May 18, 2026				
#	Team	W-L	Rcd Last wk	Pv.
1.	UCLA	48-6	2-1	1
2.	Georgia Tech	45-9	3-1	3
3.	North Carolina	43-10-1	3-1	2
4.	Georgia	43-12	2-1	5
5.	Texas	40-12	3-0	6
6.	Auburn	36-18	1-3	4
7.	Oregon State	43-12	3-1	7
8.	Southern Miss	40-14	3-0	8
9.	Florida	37-18	3-0	9
10.	Arkansas	36-19	2-1	10
11.	Florida State	38-16	2-1	11
12.	West Virginia	37-13	2-1	13
13.	Texas A&M	39-13	2-1	15
14.	Kansas	39-16	2-1	16
15.	Alabama	37-18	2-1	19
16.	Mississippi State	39-16	1-2	12
17.	Cincinnati	37-19	2-1	17
18.	Oregon	38-15	2-1	23
19.	Oklahoma State	36-19	3-1	21
20.	Tennessee	37-19	3-1	24
21.	Nebraska	41-14	4-0	NR
22.	Southern California	42-14	1-2	14
23.	UC Santa Barbara	37-16	3-1	25
24.	Arizona State	36-18	2-1	NR
25.	Ole Miss	36-20	2-2	22

Broncos in the Rankings

Category	#	WCC	NCAA
Offense			
Triples	18	1st	12th
Triples/Gm	0.34	1st	15th
Doubles/Gm	2.13	3rd	32nd
Doubles	113	3rd	33rd
Sac Bunts	26	4th	92nd
Pitching			
Hits allowed/9	8.34	2nd	40th
ERA	4.63	2nd	47th
Ks per 9 inn.	9.1	2nd	65th
WHIP	1.46	3rd	73rd
Fielding			
Fielding %	.979	t-2nd	26th
Double Plays	44	2nd	40th
DPs per game	0.83	3rd	46th

NCBWA				
May 18, 2026				
#	Team	Conf.	W-L	Pv.
1.	UCLA	Big Ten	48-6	1
2.	Georgia Tech	ACC	45-9	3
3.	North Carolina	ACC	43-10-1	2
4.	Georgia	SEC	43-12	4
5.	Texas	SEC	40-12	7
6.	Oregon State	Ind.	43-12	6
7.	Auburn	SEC	36-18	5
8.	Southern Miss	Sun Belt	40-14	8
9.	West Virginia	Big 12	37-13	9
10.	Florida State	ACC	38-16	10
11.	Texas A&M	SEC	39-13	11
12.	Oregon	Big Ten	38-15	15
13.	Arkansas	SEC	36-19	12
14.	Kansas	Big 12	39-16	17
15.	Alabama	SEC	37-18	18
16.	Mississippi State	SEC	39-16	13
17.	Florida	SEC	37-18	19
18.	USC	Big Ten	42-14	14
19.	Nebraska	Big Ten	41-14	21
20.	Oklahoma State	Big 12	36-19	22
21.	Ole Miss	SEC	36-20	20
22.	Coastal Carolina	Sun Belt	36-19	16
23.	Arizona State	Big 12	36-18	23
24.	Tennessee	SEC	36-19	RV
25.	Jax State	CUSA	42-13	24

PERFECTGAME.ORG				
May 18, 2026				
#	Team	Prev.	Rcd Last wk	W-L
1.	UCLA	1	2-1	48-6
2.	North Carolina	2	3-1	43-10-1
3.	Georgia Tech	3	3-1	45-9
4.	Georgia	4	2-1	43-12
5.	Texas	6	3-0	40-12
6.	West Virginia	7	2-1	37-13
7.	Florida State	8	2-1	38-16
8.	Auburn	5	1-3	36-18
9.	Oregon State	9	3-1	43-12
10.	Southern Miss	10	3-0	40-14
11.	Oregon	11	2-1	38-15
12.	Texas A&M	13	2-1	39-13
13.	Alabama	14	2-1	37-18
14.	Florida	18	3-0	37-18
15.	Nebraska	19	4-0	41-14
16.	Kansas	17	2-1	39-16
17.	Arkansas	21	2-1	36-19
18.	Mississippi State	15	1-2	39-16
19.	Southern California	16	1-2	42-14
20.	Cincinnati	20	2-1	37-19
21.	Oklahoma State	23	3-1	36-19
22.	Coastal Carolina	12	2-2	36-19
23.	Mercer	NR	4-0	43-13
24.	Arizona State	25	2-1	36-18
25.	Tennessee	NR	3-1	37-19

BOLD = 2026 Santa Clara opponent

Rusty Filter, the longtime associate head coach at Stanford under the legendary Mark Marquess, is in his ninth season as Santa Clara's head baseball coach during the 2026 season.

RAISING THE PROGRAM

Filter has elevated the Santa Clara program to a tradition of winning not seen in decades since taking over in 2018. Under Filter's guidance, the Broncos posted back-to-back .500-or-better seasons for the first time in 18 years (2023 & '24), logged four consecutive seasons of 20-or-more victories for the first time in 17 years (2022-25), and made the postseason in back-to-back seasons for the first time in 27 years (2023 & '24). The Broncos have also done exceedingly well in the classroom under Filter's guidance. When Filter arrived in 2018, Santa Clara hadn't had more than four WCC All-Academic student-athletes in a single year for a decade. In his second season (2019), the Broncos collected five all-academic awards, including a first team WCC All-Academic honoree, the program's first in five years. The total WCC All-Academic awards surged to 18 in 2021, and the program had three WCC All-Academic first teamers in 2025, its most in at least 17 years. A program-record five Broncos were named Academic All-District by College Sports Communicators in 2025. *Dylan Joyce* became the program's first Academic All-American first team honoree in 37 years.



Rusty Filter

Filter led the Broncos to a 36-20 record in 2023, going unbeaten in the WCC Tournament in Las Vegas to win the title and booking their first trip to the NCAA Tournament in more than a quarter-century. The 2023 squad went 17-10 in WCC play to finish tied for second. It was the Broncos' most conference wins in 20 years, and their highest placing since a second-place finish in the WCC's West Division in 2004. The 36 wins on the year were the program's most since winning 41 in 1997, and marked its first 30-win campaign in 15 years.

HISTORIC 2023 CAMPAIGN

The Broncos' 2023 offense was one for the record books. Santa Clara's 72 team home runs were the most in program history, besting the previous record of 62 set in 1984. Its 103 doubles were also the most since 2014 and helped lead the team to a program-best .491 slugging percentage.

Santa Clara finished the year with 269 walks, their most since 1997. All the walks and a .298 batting average, led by 552 hits, the most since 2010, led to a .410 team on-base percentage which was the best since 2010. All the baserunners helped the team score 552 runs which was the most since

Milestone Victories

- #1: 2/17/17 vs. Boston College, 20-9
- #50: 3/8/20 vs. CSU Bakersfield, 8-0
- #100: 3/12/23 vs. Villanova, 8-2
- #150: 5/7/24 vs. Cal Poly, 4-2

CAREER HIGHLIGHTS

- Only college baseball coach to have two pitchers selected No. 1 overall in MLB Draft: Mark Appel (Stanford) & Stephen Strasburg (SDSU)
- 10 MLB Draft picks as Santa Clara head coach
- 33 total all-WCC awards to 25 different players while at Santa Clara
- Coached 4 Mountain West Conference Pitchers of the Year @ SDSU
- Selected in 35th round of 1990 MLB Draft by the Toronto Blue Jays

2010. On the basepaths, the Broncos stole 79 bases, their most since the 1998 season. For the first time since 2004, they had four players (Malcolm Williams 19, JonJon Berring 16, Dawson Brigman 13, and Coleman Brigman 10) reach double-digit in steals. C. Brigman became the first Bronco to reach double figures in steals and home runs (12) since Tommy Medica in 2010.

On the pitching side of things -- Filter's strength -- Santa Clara had a 4.57 team ERA which was good for 40th in the country and tops in the WCC. The Broncos limited walks, finishing 25th nationally and second in the conference with 3.55 BB/9 and hits, allowing 8.3 H/9 which was 24th in the nation and first in the WCC. The team's WHIP of 1.32 was 12th in the nation and tops in the WCC. Its strikeouts-to-walks ratio of 2.44 was 32nd in the country and second in the league.

EARLY SUCCESS

Filter, who doubles as the Broncos' pitching coach, saw the Broncos improve their team ERA and opponent batting averages in each of his first three full seasons (minus the 2020 COVID year) going from a 4.86 ERA and .277 opposing batting average in 2018 to 4.34 ERA / .247 in 2021. During the COVID-shortened 2020 season spanning 17 games, the team posted an impressive 3.50 ERA along with a .212 opposing batting average.

During the 2022 season, *Cole Kitchen* and *Nick Sando* were named to the Second Team all-WCC with C. Brigman, Hales, and Lance on the honorable mention list. Kitchen finished 20th nationally with 12.57 K/9. If Sando had qualified based on innings pitched, his K/9 of 13.89 would have ranked fourth in the country and he finished the year with a team-leading 2.81 ERA. Santa Clara pitching struck out 9.5 batter per 9 innings. The Broncos finished 16-9 at home. The 16 wins were the most since 2016 and the .600 winning percentage was the best in a full season since .601 in 2012. The Broncos went 5-1 in home series.

Eleven student-athletes from the 2020 team were named WCC All-Academic, the highest total for the program since at least 2005, a total that was eclipsed in 2021 when 18 student-athletes were named conference All-Academic.

In 2018, Filter's first Broncos squad saw improvements across the board in pitching, hitting and defense while doubling their win total from the previous season (13 to 26) and nearly tripling the average home attendance (from 181 to 531). The team ERA dropped by over 1.50 to 4.86, while the fielding percentage improved from .958 to .968 and scored 39 more runs.

PRIOR TO SANTA CLARA

Filter, who was hired in June 2017, spent the previous eight years at Stanford where he was among the top pitching coaches in the nation.

He helped the Cardinal reach the NCAA Tournament five times, including three trips to the Super Regional, and developed 22 pitchers who were selected in the MLB Draft for Marquess, who retired in 2017 as the fourth-winningest coach in NCAA Division I history.

Filter, a standout pitcher for San Diego State, has the distinction of mentoring two top overall picks in the MLB Draft. While serving as the pitching coach for his alma mater, Stephen Strasburg was chosen first overall by the Washington Nationals in the 2009 MLB Draft. Four years later, Stanford's Mark Appel was taken No. 1 overall by the Houston Astros.

Before heading to Stanford for the 2010 season, Filter spent 21 years at San Diego State, the final 16 on the coaching staff. During his time as an assistant, the Aztecs had 58 pitchers drafted and signed to professional contracts under head coaches Jim Dietz and Hall of Famer Tony Gwynn.

Filter began his SDSU playing career (1987-90) as a catcher, but thrived on the mound. As a senior in 1990, the four-year letterman helped lead the team to the NCAA Tournament by appearing in 37 games (tied for second on SDSU's single-season list) and notching a career-best six saves. Toronto selected him in the 1990 MLB Draft, but he embarked on his coaching career the following season as an assistant and junior varsity coach for the Aztecs.



ASSISTANT COACHES



Brossman

Jay Brossman joined the Santa Clara University baseball program in July 2021 as an assistant coach where he serves as the Broncos' hitting coach and assists with recruiting. He is in his fifth season with the Broncos in 2025-26.

The Broncos once again had top marks offensively in 2024 with Brossman guiding the offense. The team led the West Coast Conference and ranked 42nd in the nation with 16 triples. It was also top-five in the conference in stolen bases (2nd), batting average (5th), home runs (5th), hits (5th), and slugging percentage (5th).

Brossman spearheaded the Broncos' historic offense in 2023, which led the team to its first WCC Tournament title and the program's first appearance in the NCAA Tournament in 26 years. With Brossman as the hitting coach/offensive coordinator, the Broncos set a new program record with 72 team home runs, besting the previous record of 62 set in 1984. Their 103 doubles were also the most since 2014 and helped lead the team to a program-best .491 slugging percentage. Efrain Manzo was the big bat in a lineup full of them. He had the most home runs (17) since 2003, the most total bases (141) since 2010, the highest slugging percentage (.668) since 2003, and the most extra base hits (38) since 2002.

Santa Clara finished 2023 with 269 walks, their most since 1997. All the walks and a .298 batting average, led by 552 hits, the most since 2010, led to a .410 team on-base percentage which was the best since 2010. All the baserunners helped the team score 552 runs which was the most since 2010.

The Broncos ranked among the nation's top-50 in four offensive categories in 2023 and were in the WCC's top-three in 17 of them. Santa Clara was the best in the WCC in runs scored, walks, on-base percentage, stolen bases, sacrifice bunts, triples and triples per game.

Brossman came to Santa Clara from the University of Utah, having spent nine years on the Utes' baseball staff. A former four-time all-conference infielder for the Utes, Brossman completed his fifth year as a full-time assistant coach in 2021 serving as the hitting coach and running the offense for head coach Bill Kinneberg, who retired after the season.



Perry

Chris Perry joined the Santa Clara baseball program in October 2021 as an assistant coach, and is in his fifth season with the Broncos in 2025-26. He came from Ohlone College in Fremont, Calif., where he was the pitching coach and recruiting coordinator. Perry also currently serves as a physical educator at Leigh High School in San Jose.

Perry has been an integral part of guiding the Broncos' pitching staff alongside head coach Rusty Filter. During Perry's time working with the pitching staff, Broncos pitchers have garnered a total of 10 all-conference awards. The staff has been ranked among the nation's top-50 in different statistical categories six times.

Perry helped lead a Broncos pitching staff in 2025 that posted a 9.1 strikeouts-per-nine-innings rate -- tops in the West Coast Conference and 59th in the nation, powered by all-WCC second team honoree *Max Bayles'* 105 strikeouts. The 2024 staff threw five shutouts -- 14th in the nation and best in the WCC. Perry was part of the coaching staff that helped right-hander *Blake Hammond* earn first team all-WCC honors and get drafted in the 15th round of the 2024 MLB Draft by the Oakland Athletics.

Perry assisted with guiding Santa Clara's 2023 pitching staff, which ranked among the nation's best in numerous categories and helped carry the Broncos to their first WCC Tournament title and the program's first appearance in the NCAA Tournament in 26 years. The pitching staff was No. 12 in the country with a 1.32 WHIP, No. 24 with only 8.3 hits allowed per nine innings, and No. 32 with a better-than 2-to-1 strikeouts-to-walks ratio (2.44). The Broncos' 4.57 ERA led the WCC and ranked 40th in the nation. Three Broncos -- *Skylar Hales*, *Hammond* and *August Souza* -- earned all-WCC recognition.

In 2022, Broncos pitchers ranked 48th in the nation and third in the WCC with 9.5 strikeouts per nine innings. Three Broncos pitchers earned all-WCC honors: *Cole Kitchen* (2nd), *Nick Sando* (2nd) and *Skylar Hales* (HM). During Perry's first season in 2021, Santa Clara was in the WCC's top-five in four categories: ERA, WHIP, shutouts and hits allowed per nine innings. The Broncos ranked third in the WCC and 61st in the nation with a 1.34 team WHIP. The staff threw four shutouts that season, third-most in the WCC. Right-handed pitcher *Brandon Buckley* earned second team all-WCC in Perry's first season.

In his eight seasons at Ohlone College, Perry helped develop over 30 Academic All-Americans and assisted over 40 players find and earn scholarships to play at a four-year college. Three of his pitchers earned Coast Division Pitcher of the Year honors in 2018, 2019 and 2021.



Dicochea

Jason Dicochea returned to his alma mater to join the Broncos' coaching staff in the summer of 2024. He is in his second year as an assistant coach with the program in 2025-26, primarily focusing on coaching the defense and coaching third for the Broncos.

Santa Clara's defense improved in 2025 under Dicochea's guidance in his first season. The Broncos turned four more double plays (39) than they did in 2024 (35) and posted a .974 fielding percentage, ranked third in the WCC and 67th in the nation.

Dicochea played for Santa Clara for five years from 2017-21, and under head coach Rusty Filter for four of those seasons starting with Filter's arrival on campus in 2018. Dicochea spent the latter part of his career as the Broncos' everyday shortstop, appearing in 185 games and hitting .291 with 38 career doubles, eight home runs, 108 runs scored, 84 RBIs and 19 stolen bases. He was named to the all-WCC second team and received WCC All-Academic Honorable Mention accolades as a senior in 2021.

Dicochea most recently played professionally for four years in both the Pioneer and Frontier independent leagues, first with the Boise Hawks (2021), then with the Ottawa Titans (2022-24). He excelled as a professional, earning an all-star nod in 2023 with Ottawa while batting .290 over three years with a .359 on-base percentage, 51 doubles, 26 home runs, 126 RBIs and 130 runs scored. He hit .334 with 10 homers and drove in 66 in 72 games with Boise in 2021.

Dicochea's leadership qualities have been recognized for years. He was named Ottawa's first-ever team captain in 2024. Dicochea was also a captain for the Broncos during his career at Santa Clara. Dicochea has roots in coaching as well. He developed the "Own Your Move" baseball LLC with Redondo Union High School teammate and former MLB pitcher Sean Reynolds back home in Redondo Beach, Calif. The organization gives back to the community they grew up in and helps develop talent to get youth to the collegiate or even MLB levels through lessons, clinics, camps, and showcases. Their organization also awards a \$5,000 scholarship each year to a graduating high school senior in honor of Joe Dicochea, Jason's late father.



1

PAYTON LAMBERT

Jr. • INF

6-0 • 180 • R/R

Pendleton, Ore.

Pendleton HS

SEASON HIGHS

Hits 4, vs. Saint Mary's, 4/12
 Doubles 2, vs. Pepperdine, 5/15
 Triples 1, 4 times
 Home Runs 0
 RBIs 2, 2 times
 Runs 2, 3 times
 Walks 1, 8 times
 Stolen Bases 2, vs. Saint Mary's, 4/12

CAREER HIGHS

Hits Same
 Doubles Same
 Triples Same
 Home Runs 1, vs. Saint Mary's, 4/28/24
 RBIs 2, 4 times
 Runs 2, 4 times
 Walks 2, vs. CSUN, 2/16/25
 Stolen Bases Same

Year	Avg	GP	GS	AB	R	H	2B	3B	HR	RBI	TB	SLG%	BB	HBP	SO	GDP	OB%	SF	SH	SB	ATT	PO	A	E	FLD%
2024	.231	22	10	39	8	9	0	0	1	6	12	.308	1	1	10	0	.268	0	1	2	3	9	0	1	.900
2025	.212	17	12	33	3	7	1	0	0	2	8	.242	6	1	7	3	.350	0	0	2	2	12	0	1	.923
2026	.259	38	22	85	17	22	6	4	0	9	36	.424	8	3	21	0	.337	2	4	4	4	39	2	0	1.000
TOTAL	.242	77	44	157	28	38	7	4	1	17	56	.357	15	5	38	3	.324	2	5	8	9	60	2	2	.969



2

RUSS FILTER

R-So. • UTIL

5-11 • 180 • R/R

Santa Clara, Calif.

Palo Alto HS


SEASON HIGHS

Hits 1, at San Diego, 4/4
 Doubles 0
 Triples 0
 Home Runs 0
 RBIs 0
 Runs 1, 3 times
 Walks 1, vs. UC Davis, 2/22
 Stolen Bases 0

CAREER HIGHS

Hits Same
 Doubles 0
 Triples 0
 Home Runs 0
 RBIs 0
 Runs 1, 4 times
 Walks 1, 3 times
 Stolen Bases 0

Year	Avg	GP	GS	AB	R	H	2B	3B	HR	RBI	TB	SLG%	BB	HBP	SO	GDP	OB%	SF	SH	SB	ATT	PO	A	E	FLD%
2024	-	-	-	-	-	-	-	-	-	-	-	-	-	-	-	-	-	-	-	-	-	-	-	-	-
2025	.000	4	2	9	1	0	0	0	0	0	0	.000	2	0	1	0	.182	0	0	0	0	4	8	0	1.000
2026	.053	17	3	19	3	1	0	0	0	0	1	.053	1	0	8	0	.100	0	0	0	0	15	11	2	.929
TOTAL	.036	21	5	28	4	1	0	0	0	0	1	.036	3	0	9	0	.129	0	0	0	0	19	19	2	.950



3

BEN CLEARY

Jr. • INF

6-0 • 200 • R/R

Half Moon Bay, Calif.

Palo Alto HS

SEASON HIGHS

Hits 4, at Gonzaga, 5/3
 Doubles 1, 10 times
 Triples 0
 Home Runs 1, 5 times
 RBIs 3, vs. Pepperdine, 5/15
 Runs 3, 2 times
 Walks 2, 7 times
 Stolen Bases 2, vs. San Jose State, 3/24

CAREER HIGHS

Hits Same
 Doubles 1, 30 times
 Triples 1, vs. UMBC, 2/24/24
 Home Runs 1, 7 times
 RBIs Same
 Runs 4, at Arizona State, 2/18/24
 Walks 2, 14 times
 Stolen Bases Same

Year	Avg	GP	GS	AB	R	H	2B	3B	HR	RBI	TB	SLG%	BB	HBP	SO	GDP	OB%	SF	SH	SB	ATT	PO	A	E	FLD%
2024	.264	51	51	174	29	46	8	1	0	17	56	.322	20	7	26	4	.360	2	4	4	7	103	125	3	.987
2025	.302	49	48	182	37	55	12	0	2	16	73	.401	26	7	15	4	.406	2	2	5	7	55	113	9	.949
2026	.364	48	46	173	39	63	10	0	5	30	88	.509	24	6	23	6	.456	1	3	8	10	61	114	9	.951
TOTAL	.310	148	145	529	105	164	30	1	7	63	217	.410	70	20	64	14	.407	5	9	17	24	219	352	21	.965



4

JAMES BOSE

Sr. • INF

6-0 • 180 • R/R

San Jose, Calif.

LMU

SEASON HIGHS

Innings Pitched --
 Walks Allowed --
 Strikeouts --
 Batters Faced --
 RBIs --
 Runs --
 Walks --
 Stolen Bases --

CAREER HIGHS

Hits 2, 13 times
 Doubles 1, 8 times
 Triples 1, vs. UMBC, 2/24/24
 Home Runs 0
 RBIs 2, 2 times
 Runs 4, at Arizona State, 2/18/24
 Walks 2, 4 times
 Stolen Bases 1, 4 times

Year	ERA	W	L	App	GS	CG	SHO	CBO	SV	IP	H	R	ER	BB	SO	2B	3B	HR	BF	B/Avg	WP	HBP	BK	SFA	SHA
2023	0.00	0	0	5	0	0	0	0	0	3.0	4	0	0	3	3	1	0	0	17	.333	0	2	0	0	0
2024	9.00	0	0	5	0	0	0	0	0	3.0	4	3	3	0	1	0	0	0	12	.364	0	0	0	0	1
TOTAL	4.50	0	0	10	0	0	0	0	0	6.0	8	3	3	3	4	1	0	0	29	.348	0	2	0	0	1



5

HENRY STEWART

Sr. • LHP

6-1 • 200 • L/L

Lakewood, Colo.

J.K. Mullen HS

SEASON HIGHS

Inn. Pitched (Start) 1 1/3, vs. SJSU, 2/18
 Inn. Pitched (Relief) 1 1/3, at Cal Poly, 4/28
 Strikeouts 4, vs. San Jose State, 2/18
 Batters Faced 10, vs. San Jose State, 2/18
 ER Allowed 4, vs. San Jose State, 2/18
 Runs Allowed 4, vs. San Jose State, 2/18
 Walks 3, 2 times
 Hits Allowed 3, vs. San Jose St., 2/18

CAREER HIGHS

Inn. Pitched (Start) 2, 2 times
 Inn. Pitched (Relief) 3 1/3, vs. CSUN, 2/16/25
 Strikeouts Same
 Batters Faced 12, 3 times
 ER Allowed Same
 Runs Allowed 8, vs. San Diego, 5/11/25
 Walks 4, vs. CSUN, 2/16/25
 Hits Allowed 5, vs. San Diego, 5/11/25

Year	ERA	W	L	App	GS	CG	SHO	CBO	SV	IP	H	R	ER	BB	SO	2B	3B	HR	BF	B/Avg	WP	HBP	BK	SFA	SHA
2023	0.00	0	0	5	0	0	0	0	0	3	4	0	0	3	3	1	0	0	17	.333	0	2	0	0	0
2024	9.00	0	0	5	0	0	0	0	0	3	4	3	3	0	1	0	0	0	12	.364	0	0	0	0	1
2025	2.28	3	0	17	2	0	0	1	0	27 2/3	21	16	7	18	23	2	0	4	123	.214	0	3	0	1	2
2026	15.19	0	0	5	1	0	0	0	0	5 1/3	7	9	9	8	7	2	0	2	31	.333	1	1	0	1	0
TOTAL	4.38	3	0	32	3	0	0	1	0	39	36	28	19	29	34	5	0	6	183	.254	1	6	0	2	3



7

THOMAS FERROGGIARO

Sr. • INF

5-10 • 185 • S/R

Wilsonville, Ore.

Central Catholic HS

SEASON HIGHS									
Hits	3	3	times						
Doubles	2	at Seattle	5/8						
Triples	0								
Home Runs	2	at Seattle	5/9						
RBIs	4	at Seattle	5/9						
Runs	4	2	times						
Walks	4	vs. UNLV	2/28						
Stolen Bases	2	at California	2/14						

CAREER HIGHS									
Hits	3	8	times						
Doubles	2	2	times						
Triples	0								
Home Runs	Same								
RBIs	4	2	times						
Runs	Same								
Walks	Same								
Stolen Bases	2	2	times						

Year	Avg	GP	GS	AB	R	H	2B	3B	HR	RBI	TB	SLG%	BB	HBP	SO	GDP	OB%	SF	SH	SB	ATT	PO	A	E	FLD%
2023	.264	35	28	106	13	28	3	0	0	12	31	.292	13	3	14	2	.361	0	8	4	4	19	54	3	.961
2024	.189	16	9	37	3	7	3	0	0	6	10	.270	2	3	4	0	.286	0	2	0	1	8	13	0	1.000
2025	.275	39	38	153	20	42	5	0	3	22	56	.366	13	8	25	3	.360	1	2	1	2	22	63	5	.944
2026	.231	52	48	182	47	42	11	0	4	15	65	.357	33	7	30	4	.368	1	4	5	7	93	125	5	.978
TOTAL	.249	142	123	478	83	119	22	0	7	55	162	.339	61	21	73	9	.358	2	16	10	14	142	255	13	.968



8

MATTHEW TIENDAS

Fr. • OF

5-10 • 180 • L/L

Santa Clara, Calif.

Wilcox HS

SEASON HIGHS									
Hits	1	3	times						
Doubles	1	vs. UNLV	2/28						
Triples	1	vs. Stanford	4/22						
Home Runs	0								
RBIs	0								
Runs	0								
Walks	0								
Stolen Bases	0								

SEASON HIGHS									
Hits	Same								
Doubles	Same								
Triples	Same								
Home Runs	0								
RBIs	0								
Runs	0								
Walks	0								
Stolen Bases	0								

Year	Avg	GP	GS	AB	R	H	2B	3B	HR	RBI	TB	SLG%	BB	HBP	SO	GDP	OB%	SF	SH	SB	ATT	PO	A	E	FLD%
2026	.176	12	4	17	0	3	1	1	0	0	6	.353	0	1	1	0	.222	0	0	0	0	6	0	1	.857
TOTAL	.176	12	4	17	0	3	1	1	0	0	6	.353	0	1	1	0	.222	0	0	0	0	6	0	1	.857



10

HUNTER FUJIMOTO

Fr. • OF

5-10 • 175 • L/L


San Jose, Calif.

Valley Christian HS

SEASON HIGHS									
Hits	1	5	times						
Doubles	1	vs. Stanford	4/22						
Triples	0								
Home Runs	0								
RBIs	2	vs. San Jose State	2/18						
Runs	1	3	times						
Walks	1	2	times						
Stolen Bases	0								

CAREER HIGHS									
Hits	Same								
Doubles	Same								
Triples	0								
Home Runs	0								
RBIs	Same								
Runs	Same								
Walks	Same								
Stolen Bases	0								

Year	Avg	GP	GS	AB	R	H	2B	3B	HR	RBI	TB	SLG%	BB	HBP	SO	GDP	OB%	SF	SH	SB	ATT	PO	A	E	FLD%
2026	.217	20	6	23	3	5	1	0	0	4	6	.261	2	1	6	0	.308	0	0	0	0	11	0	0	1.000
TOTAL	.217	20	6	23	3	5	1	0	0	4	6	.261	2	1	6	0	.308	0	0	0	0	11	0	0	1.000



11

MAX REIMERS

Fr. • RHP

5-11 • 185 • R/R

Aliso Viejo, Calif.

JSerra Catholic HS

SEASON HIGHS									
Inn. Pitched (Start)	--								
Inn. Pitched (Relief)	1 2/3	vs. San Jose St.	3/24						
Strikeouts	3	vs. San Jose State	3/24						
Batters Faced	6	2	times						
ER Allowed	2	2	times						
Runs Allowed	2	2	times						
Walks	2	3	times						
Hits Allowed	3	vs. Connecticut	3/18						

CAREER HIGHS									
Inn. Pitched (Start)	--								
Inn. Pitched (Relief)	Same								
Strikeouts	Same								
Batters Faced	Same								
ER Allowed	Same								
Runs Allowed	Same								
Walks	Same								
Hits Allowed	Same								

Year	ERA	W	L	App	GS	CG	SHO	CBO	SV	IP	H	R	ER	BB	SO	2B	3B	HR	BF	B/Avg	WP	HBP	BK	SFA	SHA
2026	7.50	0	0	8	0	0	0	0	0	6	5	5	5	9	8	1	0	0	30	.250	6	0	0	0	1
TOTAL	7.50	0	0	8	0	0	0	0	0	6	5	5	5	9	8	1	0	0	30	.250	6	0	0	0	1



12

TATE MEDCOFF

So. • INF/OF

6-3 • 220 • R/R


San Francisco

Sacred Heart Cathedral

SEASON HIGHS									
Hits	3	vs. LMU	3/29						
Doubles	2	vs. Utah Tech	3/14						
Triples	1	vs. LMU	3/27						
Home Runs	1	6	times						
RBIs	5	at Oklahoma	3/8						
Runs	2	vs. Utah Tech	3/13						
Walks	1	8	times						
Stolen Bases	0								

CAREER HIGHS									
Hits	3	3	times						
Doubles	Same								
Triples	Same								
Home Runs	1	10	times						
RBIs	Same								
Runs	Same								
Walks	3	at San Jose State	2/25/25						
Stolen Bases	0								

Year	Avg	GP	GS	AB	R	H	2B	3B	HR	RBI	TB	SLG%	BB	HBP	SO	GDP	OB%	SF	SH	SB	ATT	PO	A	E	FLD%
2025	.280	34	30	100	9	28	5	0	4	14	45	.450	13	8	35	1	.405	0	0	0	1	1	0	0	1.000
2026	.303	26	23	76	12	23	8	1	6	23	51	.671	8	4	33	1	.393	1	0	0	1	13	0	1	.929
TOTAL	.290	60	53	176	21	51	13	1	10	37	96	.545	21	12	68	2	.400	1	0	0	2	14	0	1	.933



13

JACKSON COOK
Fr. • RHP
6-3 • 200 • R/R
Lincoln, Calif
Lincoln HS

SEASON HIGHS

Inn. Pitched (Start).....5, vs. UNLV, 3/1
Inn. Pitched (Relief).. 3 2/3, vs. Saint Mary's, 4/12
Strikeouts 4, 3 times
Batters Faced..... 19, at Oklahoma, 3/8
ER Allowed 5, vs. UC Davis, 2/22
Runs Allowed..... 5, vs. UC Davis, 2/22
Walks 4, vs. UC Davis, 2/22
Hits Allowed 6, vs. Utah Tech, 3/15

CAREER HIGHS

Inn. Pitched (Start)..... Same
Inn. Pitched (Relief)..... Same
Strikeouts Same
Batters Faced Same
ER Allowed Same
Runs Allowed..... Same
Walks Same
Hits Allowed Same

Year	ERA	W	L	App	GS	CG	SHO	CBO	SV	IP	H	R	ER	BB	SO	2B	3B	HR	BF	B/Avg	WP	HBP	BK	SFA	SHA
2026	7.22	1	1	12	8	0	0	0	0	28 2/3	33	25	23	20	23	7	1	5	136	.300	1	4	0	0	2
TOTAL	7.22	1	1	12	8	0	0	0	0	28 2/3	33	25	23	20	23	7	1	5	136	.300	1	4	0	0	2



14

MAX ROSS
R-Jr. • OF
6-2 • 195 • L/R
Woodside, Calif.
Cañada College

SEASON HIGHS

Hits 3, 4 times
Doubles 2, 2 times
Triples 1, 2 times
Home Runs..... 1, 4 times
RBIs..... 4, vs. California, 2/16
Runs 2, 4 times
Walks 2, 4 times
Stolen Bases 1, 5 times

CAREER HIGHS

Hits 3, 5 times
Doubles Same
Triples 1, 4 times
Home Runs..... 1, 6 times
RBIs Same
Runs 3, 2 times
Walks 2, 7 times
Stolen Bases 1, 9 times

Year	Avg	GP	GS	AB	R	H	2B	3B	HR	RBI	TB	SLG%	BB	HBP	SO	GDP	OB%	SF	SH	SB	ATT	PO	A	E	FLD%
2023																									
2024																									
2025	.223	42	37	139	24	31	7	2	2	17	48	.345	17	9	39	2	.345	0	2	4	6	70	1	0	1.000
2026	.294	47	43	163	22	48	14	2	4	35	78	.479	19	11	34	3	.400	2	0	5	7	42	1	1	.977
TOTAL	.262	89	80	302	46	79	21	4	6	52	126	.417	36	20	73	5	.375	2	2	9	13	112	2	1	.991



15

KOEN CARSTON
Jr. • C
5-9 • 170 • R/R
Davis, Calif.
Davis HS


SEASON HIGHS

Hits 1, 3 times
Doubles 0
Triples 0
Home Runs..... 0
RBIs..... 1, vs. San Jose State, 3/30
Runs 1, vs. UC Davis, 2/22
Walks 1, 2 times
Stolen Bases 0

CAREER HIGHS

Hits 2, 5 times
Doubles 1, 3 times
Triples 0
Home Runs..... 0
RBIs..... 3, vs. UC San Diego, 3/28/25
Runs 2, 2 times
Walks 2, at Saint Mary's, 5/16/25
Stolen Bases .. 1, vs. UC San Diego, 3/28/25

Year	Avg	GP	GS	AB	R	H	2B	3B	HR	RBI	TB	SLG%	BB	HBP	SO	GDP	OB%	SF	SH	SB	ATT	PO	A	E	FLD%
2024	.000	8	0	5	0	0	0	0	0	0	0	.000	1	0	2	0	.167	0	0	0	0	4	1	0	1.000
2025	.271	28	12	48	8	13	3	0	0	9	16	.333	4	5	10	2	.379	1	3	1	2	69	4	1	.986
2026	.136	16	7	22	1	3	0	0	0	1	3	.136	2	1	4	1	.240	0	0	0	0	69	4	1	.986
TOTAL	.213	52	19	75	9	16	3	0	0	10	19	.253	7	6	16	3	.326	1	3	1	2	142	9	2	.987



16

TATE GARGASZ
R-Fr. • RHP
6-1 • 195 • R/R
Monument, Colo.
Parker Ridge HS


SEASON HIGHS

Inn. Pitched (Start)..... --
Inn. Pitched (Relief).... 1 1/3, vs. UConn, 3/18
Strikeouts 0
Batters Faced..... 7, vs. Connecticut, 3/18
ER Allowed 2, vs. Connecticut, 3/18
Runs Allowed..... 2, vs. Connecticut, 3/18
Walks..... 1, vs. Connecticut, 3/18
Hits Allowed 2, vs. Connecticut, 3/18

CAREER HIGHS

Inn. Pitched (Start)..... --
Inn. Pitched (Relief)..... Same
Strikeouts 0
Batters Faced Same
ER Allowed Same
Runs Allowed..... Same
Walks Same
Hits Allowed Same

Year	ERA	W	L	App	GS	CG	SHO	CBO	SV	IP	H	R	ER	BB	SO	2B	3B	HR	BF	B/Avg	WP	HBP	BK	SFA	SHA
2025	-	-	-	-	-	-	-	-	-	-															
2026	13.50	0	0	1	0	0	0	0	0	1 1/3	2	2	2	1	0	0	0	0	7	.400	0	0	0	1	0
TOTAL	13.50	0	0	1	0	0	0	0	0	1 1/3	2	2	2	1	0	0	0	0	7	.400	0	0	0	1	0



17

WILL ANDERSON
Jr. • INF/OF
6-2 • 215 • L/L
Gilroy, Calif.
Ohlone College

SEASON HIGHS

Hits 3, 5 times
Doubles 2, at Seattle, 5/8
Triples 1, at Seattle, 5/9
Home Runs..... 1, vs. Cal Poly, 5/5
RBIs..... 4, at Gonzaga, 5/3
Runs 2, vs. San Jose State, 2/18
Walks 4, vs. Saint Mary's, 4/12
Stolen Bases 1, 4 times

CAREER HIGHS

Hits Same
Doubles Same
Triples Same
Home Runs..... Same
RBIs Same
Runs Same
Walks Same
Stolen Bases Same

Year	Avg	GP	GS	AB	R	H	2B	3B	HR	RBI	TB	SLG%	BB	HBP	SO	GDP	OB%	SF	SH	SB	ATT	PO	A	E	FLD%
*2024	-	-	-	-	-	-	-	-	-																
*2025	-	-	-	-	-	-	-	-	-																
2026	.298	53	50	191	18	57	15	1	1	33	77	.403	12	5	40	2	.347	5	3	4	5	388	18	5	.988
TOTAL	.298	53	50	191	18	57	15	1	1	33	77	.403	12	5	40	2	.347	5	3	4	5	388	18	5	.988



18

BRYANT VISKOVICH

R-So. • OF
6-0 • 205 • R/R
Los Gatos, Calif.

San Diego

SEASON HIGHS

Hits 2, at Gonzaga, 5/2
Doubles 0
Triples 0
Home Runs 1, at Gonzaga, 5/2
RBIs 3, at Gonzaga, 5/2
Runs 1, at Gonzaga, 5/2
Walks 1, 3 times
Stolen Bases 1, 2 times

CAREER HIGHS

Hits Same
Doubles 0
Triples 0
Home Runs Same
RBIs Same
Runs Same
Walks 2, vs. Cal State Fullerton, 5/6/25
Stolen Bases Same

Year	Avg	GP	GS	AB	R	H	2B	3B	HR	RBI	TB	SLG%	BB	HBP	SO	GDP	OB%	SF	SH	SB	ATT	PO	A	E	FLD%		
*2024	-	-	-	-	-	-	-	-	-	-	-	<i>**Redshirt Season**</i>	-	-	-	-	-	-	-	-	-	-	-	-	-		
*2025	.077	9	3	13	0	1	0	0	0	0	1	.077	4	0	8	0	.294	0	0	0	0	5	0	0	1.000		
<i>**2024 & '25 seasons spent at University of San Diego**</i>																											
2026	.333	15	8	24	1	8	0	0	1	6	11	.458	3	0	9	0	.407	0	0	2	3	4	0	0	1.000		
TOTAL	.243	24	11	37	1	9	0	0	1	6	12	.324	7	0	17	0	.364	0	0	2	3	9	0	0	1.000		



19

BRAYDEN DOTOLI

R-Sr. • RHP
6-1 • 205 • R/R
Roseville, Calif.

Sacramento City College

SEASON HIGHS

Inn. Pitched (Start) 1, at Stanford, 4/15
Inn. Pitched (Relief) 3, vs. San Jose St., 3/30
Strikeouts 3, 2 times
Batters Faced 11, 2 times
ER Allowed 3, 2 times
Runs Allowed 3, 2 times
Walks 2, at Oklahoma, 3/7
Hits Allowed 3, 3 times

CAREER HIGHS

Inn. Pitched (Start) Same
Inn. Pitched (Relief) 4 2/3, vs. UC Davis, 3/9/24
Strikeouts 4, 2 times
Batters Faced 21, vs. UC Davis, 3/9/24
ER Allowed Same
Runs Allowed Same
Walks Same
Hits Allowed 4, 2 times

Year	ERA	W	L	App	GS	CG	SHO	CBO	SV	IP	H	R	ER	BB	SO	2B	3B	HR	BF	B/Avg	WP	HBP	BK	SFA	SHA
*2022	-	-	-	-	-	-	-	-	-	<i>**2022 season spent at Sacramento City College**</i>															
*2023	-	-	-	-	-	-	-	-	-	<i>**2023 season spent at Sacramento City College**</i>															
2024	4.02	1	1	6	0	0	0	0	0	15 2/3	13	7	7	5	14	5	0	1	68	.224	1	3	0	1	1
2025	-	-	-	-	-	-	-	-	-	<i>**Redshirt Season**</i>															
2026	6.88	2	0	12	1	0	0	0	0	17 0	18	13	13	7	15	3	0	4	76	.269	0	1	0	0	1
TOTAL	5.51	3	1	18	1	0	0	0	0	32 2/3	31	20	20	12	29	8	0	5	144	.248	1	4	0	1	2



20

MATEO GARCIA

Sr. • INF/OF
6-0 • 185 • L/R
Turlock, Calif.

San Joaquin Delta College

SEASON HIGHS

Hits 3, vs. Cal Poly, 5/5
Doubles 2, vs. Cal Poly, 5/5
Triples 1, 2 times
Home Runs 1, vs. LMU, 3/28
RBIs 2, vs. Cal Poly, 5/5
Runs 2, 4 times
Walks 2, 2 times
Stolen Bases 0

CAREER HIGHS

Hits 4, vs. CSUN, 2/15/25
Doubles Same
Triples 1, 4 times
Home Runs 1, 4 times
RBIs 6, vs. Stanford, 5/6/25
Runs 3, vs. CSUN, 2/15/25
Walks 3, at LMU, 4/18/25
Stolen Bases 1, vs. San Francisco, 3/21/25

Year	Avg	GP	GS	AB	R	H	2B	3B	HR	RBI	TB	SLG%	BB	HBP	SO	GDP	OB%	SF	SH	SB	ATT	PO	A	E	FLD%
*2023	-	-	-	-	-	-	-	-	-	-	-	<i>**2023 season spent at San Joaquin Delta College**</i>													
*2024	-	-	-	-	-	-	-	-	-	-	-	<i>**2024 season spent at San Joaquin Delta College**</i>													
2025	.255	49	48	165	32	42	13	2	3	34	68	.412	30	16	38	3	.406	6	1	1	1	72	4	3	.962
2026	.258	47	31	120	19	31	16	2	1	13	54	.450	12	8	23	3	.359	2	1	0	0	33	7	1	.976
TOTAL	.256	96	79	285	51	73	29	4	4	47	122	.428	42	24	61	6	.387	8	2	1	1	105	11	4	.967



21

KAI CUNNINGHAM

R-Jr. • INF
5-9 • 175 • L/R
Atlanta

The Lovett School


SEASON HIGHS

Hits 1, 2 times
Doubles 1, 2 times
Triples 0
Home Runs 0
RBIs 1, 2 times
Runs 1, 2 times
Walks 1, 3 times
Stolen Bases 0

CAREER HIGHS

Hits 2, 4 times
Doubles 1, 5 times
Triples 0
Home Runs 1, at Saint Mary's, 5/17/25
RBIs 3, at Saint Mary's, 5/17/25
Runs 3, at Saint Mary's, 5/17/25
Walks 1, 9 times
Stolen Bases 0

Year	Avg	GP	GS	AB	R	H	2B	3B	HR	RBI	TB	SLG%	BB	HBP	SO	GDP	OB%	SF	SH	SB	ATT	PO	A	E	FLD%
2023	-	-	-	-	-	-	-	-	-	-	-	<i>**Redshirt Season**</i>													
2024	.409	17	4	22	4	9	1	0	0	6	10	.455	3	0	4	0	.480	0	1	0	0	3	6	1	.900
2025	.260	24	13	50	7	13	2	0	1	7	18	.360	3	3	8	1	.333	1	3	0	1	19	24	1	.977
2026	.154	9	6	13	2	2	2	0	0	2	4	.308	3	0	2	1	.313	0	4	0	0	12	21	1	.971
TOTAL	.282	50	23	85	13	24	5	0	1	15	32	.376	9	3	14	2	.367	1	8	0	1	34	51	3	.966



22

JOHNNY LUETZOW

Sr. • C
6-0 • 215 • R/R
La Jolla, Calif.

La Jolla Country Day HS

SEASON HIGHS

Hits 3, 6 times
Doubles 2, vs. UC Davis, 2/20
Triples 0
Home Runs 1, 4 times
RBIs 4, at California, 2/13
Runs 2, 3 times
Walks 1, 10 times
Stolen Bases 1, 4 times

CAREER HIGHS

Hits 4, vs. Grand Canyon, 3/15/25
Doubles Same
Triples 0
Home Runs 1, 6 times
RBIs Same
Runs 2, 9 times
Walks 3, vs. Columbia, 3/12/24
Stolen Bases 1, 12 times

Year	Avg	GP	GS	AB	R	H	2B	3B	HR	RBI	TB	SLG%	BB	HBP	SO	GDP	OB%	SF	SH	SB	ATT	PO	A	E	FLD%
2023	.327	23	19	52	5	17	2	0	0	7	19	.365	6	4	10	1	.429	1	3	2	4	133	8	0	1.000
2024	.224	20	14	49	7	11	2	0	0	3	13	.265	4	2	10	0	.309	0	0	3	4	81	13	0	1.000
2025	.281	44	39	146	22	41	5	0	2	23	52	.356	10	16	18	4	.387	1	1	3	4	314	33	8	.977
2026	.336	38	35	128	23	43	10	0	4	25	65	.508	10	12	21	3	.425	3	2	4	6	282	20	4	.987
TOTAL	.299	125	107	375	57	112	19	0	6	58	149	.397	30	34	59	8	.396	5	6	12	18	810	74	12	.987



23

CHASE RUDEN

Fr. • RHP

6-2 • 200 • R/R

Highlands Ranch, Colo.

Mountain Vista HS

SEASON HIGHS

Inn. Pitched (Start)..... --
 Inn. Pitched (Relief)..... 2 2/3, 2 times
 Strikeouts 2, 4 times
 Batters Faced 11, vs. UNLV, 2/28
 ER Allowed 2, vs. UNLV, 2/28
 Runs Allowed..... 2, vs. UNLV, 2/28
 Walks 2, vs. UNLV, 2/28
 Hits Allowed 1, 2 times

CAREER HIGHS

Inn. Pitched (Start)..... --
 Inn. Pitched (Relief)..... Same
 Strikeouts Same
 Batters Faced Same
 ER Allowed Same
 Runs Allowed..... Same
 Walks Same
 Hits Allowed Same

Year	ERA	W	L	App	GS	CG	SHO	CBO	SV	IP	H	R	ER	BB	SO	2B	3B	HR	BF	B/Avg	WP	HBP	BK	SFA	SHA
2026	3.86	0	0	5	0	0	0	0	0	9 1/3	2	4	4	4	9	0	0	0	36	.067	0	2	0	0	0
TOTAL	3.86	0	0	5	0	0	0	0	0	9 1/3	2	4	4	4	9	0	0	0	36	.067	0	2	0	0	0



24

LUKE DEVINE

So. • OF

6-4 • 200 • R/R

Los Altos Hills, Calif.

St. Francis HS

SEASON HIGHS

Hits 3, 3 times
 Doubles 2, at Seattle, 5/8
 Triples 1, at San Francisco, 3/21
 Home Runs 1, 3 times
 RBIs 4, vs. Saint Mary's, 4/12
 Runs 2, 8 times
 Walks 2, vs. Clemson, 4/6
 Stolen Bases 1, 7 times

CAREER HIGHS

Hits 3, 4 times
 Doubles Same
 Triples Same
 Home Runs 2, vs. Cal Poly, 4/29/25
 RBIs 4, 2 times
 Runs 3, at Saint Mary's, 5/15/25
 Walks 2, 2 times
 Stolen Bases Same

Year	Avg	GP	GS	AB	R	H	2B	3B	HR	RBI	TB	SLG%	BB	HBP	SO	GDP	OB%	SF	SH	SB	ATT	PO	A	E	FLD%
2025	.255	42	30	110	27	28	10	0	7	24	59	.536	13	7	38	2	.366	1	0	0	2	67	0	2	.971
2026	.294	44	39	153	23	45	8	1	3	26	64	.418	10	10	39	4	.367	4	1	7	11	80	3	0	1.000
TOTAL	.278	86	69	263	50	73	18	1	10	50	123	.468	23	17	77	6	.367	5	1	7	13	147	3	2	.987



26

CHRISTIAN DUARTE

Fr. • LHP

6-6 • 215 • L/L

San Jose, Calif.

Bellarmino College Prep

SEASON HIGHS

Inn. Pitched (Start)..... --
 Inn. Pitched (Relief)..... --
 Strikeouts --
 Batters Faced --
 ER Allowed --
 Runs Allowed..... --
 Walks --
 Hits Allowed --

CAREER HIGHS

Inn. Pitched (Start)..... --
 Inn. Pitched (Relief)..... --
 Strikeouts --
 Batters Faced --
 ER Allowed --
 Runs Allowed..... --
 Walks --
 Hits Allowed --

Year	ERA	W	L	App	GS	CG	SHO	CBO	SV	IP	H	R	ER	BB	SO	2B	3B	HR	BF	B/Avg	WP	HBP	BK	SFA	SHA
2026	-	-	-	-	-	-	-	-	-	-	-	-	-	-	-	-	-	-	-	-	-	-	-	-	-
TOTAL	-	-	-	-	-	-	-	-	-	-	-	-	-	-	-	-	-	-	-	-	-	-	-	-	-



27

ANDREW RAYMENT

So. • OF

6-5 • 215 • L/R

Spokane, Wash.

Mt. Spokane HS

SEASON HIGHS

Hits 3, 2 times
 Doubles 1, 6 times
 Triples 1, 4 times
 Home Runs 1, at Gonzaga, 5/2
 RBIs 2, at Seattle, 5/8
 Runs 3, vs. Saint Mary's, 4/12
 Walks 2, vs. Saint Mary's, 4/12
 Stolen Bases 2, vs. Saint Mary's, 4/12

CAREER HIGHS

Hits 3, 3 times
 Doubles 2, vs. Pacific, 4/26/25
 Triples Same
 Home Runs 1, 3 times
 RBIs 2, 3 times
 Runs 3, 2 times
 Walks 2, 3 times
 Stolen Bases 3, at Pepperdine, 4/5/25

Year	Avg	GP	GS	AB	R	H	2B	3B	HR	RBI	TB	SLG%	BB	HBP	SO	GDP	OB%	SF	SH	SB	ATT	PO	A	E	FLD%
2025	.198	44	29	81	17	16	2	0	2	8	24	.296	9	1	33	0	.283	1	3	6	11	61	0	1	.984
2026	.258	47	38	128	18	33	6	4	1	8	50	.391	11	3	43	1	.329	1	3	12	13	79	1	0	1.000
TOTAL	.234	91	67	209	35	49	8	4	3	16	74	.354	20	4	76	1	.311	2	6	18	24	140	1	1	.993



28

JAMES CUNNINGHAM

Fr. • RHP

6-4 • 165 • R/R

Los Angeles

Loyola HS

SEASON HIGHS

Inn. Pitched (Start)..... --
 Inn. Pitched (Relief)..... --
 Strikeouts --
 Batters Faced --
 ER Allowed --
 Runs Allowed..... --
 Walks --
 Hits Allowed --

CAREER HIGHS

Inn. Pitched (Start)..... --
 Inn. Pitched (Relief)..... --
 Strikeouts --
 Batters Faced --
 ER Allowed --
 Runs Allowed..... --
 Walks --
 Hits Allowed --

Year	ERA	W	L	App	GS	CG	SHO	CBO	SV	IP	H	R	ER	BB	SO	2B	3B	HR	BF	B/Avg	WP	HBP	BK	SFA	SHA
2026	-	-	-	-	-	-	-	-	-	-	-	-	-	-	-	-	-	-	-	-	-	-	-	-	-
TOTAL	-	-	-	-	-	-	-	-	-	-	-	-	-	-	-	-	-	-	-	-	-	-	-	-	-



30

BRYCE PADILLA
R-Jr. • RHP
5-11 • 180 • R/R
Fresno, Calif.

San Joaquin Memorial HS

SEASON HIGHS

Inn. Pitched (Start)..... --
 Inn. Pitched (Relief)..1, vs. Connecticut, 3/18
 Strikeouts0
 Batters Faced4, vs. Connecticut, 3/18
 ER Allowed0
 Runs Allowed.....0
 Walks.....1, vs. Connecticut, 3/18
 Hits Allowed1, vs. Connecticut, 3/18

CAREER HIGHS

Inn. Pitched (Start)..... --
 Inn. Pitched (Relief)..... 1, 3 times
 Strikeouts1, vs. San Jose St., 3/27/23
 Batters Faced ..7, vs. UC San Diego, 3/27/25
 ER Allowed5, vs. California, 3/2/25
 Runs Allowed.....5, vs. California, 3/2/25
 Walks.....2, at Oregon State, 3/15/25
 Hits Allowed5, vs. California, 3/2/25

Year	ERA	W	L	App	GS	CG	SHO	CBO	SV	IP	H	R	ER	BB	SO	2B	3B	HR	BF	B/Avg	WP	HBP	BK	SFA	SHA
2023	9.00	0	0	2	0	0	0	0	0	2	2	2	2	2	1	0	0	0	11	.286	1	1	0	1	0
2024	-	-	-	-	-	-	-	-	-	-	-	-	-	-	-	-	-	-	-	-	-	-	-	-	-
2025	40.50	0	0	4	0	0	0	0	0	2	8	9	9	3	0	2	2	1	18	.571	2	1	0	0	0
2026	0.00	0	0	1	0	0	0	0	0	1	1	0	0	1	0	0	0	0	4	.333	0	0	0	0	0
TOTAL	19.80	0	0	7	0	0	0	0	0	5	11	11	11	6	1	2	2	1	33	.458	3	2	0	1	0



31

ANDREW HABERMANN
So. • RHP
6-6 • 225 • R/R
Westlake Village, Calif.
Westlake HS

SEASON HIGHS

Inn. Pitched (Start)..... --
 Inn. Pitched (Relief).....3, vs. California, 2/16
 Strikeouts4, vs. California, 2/16
 Batters Faced15, at Cal Poly, 4/28
 ER Allowed5, at Cal Poly, 4/28
 Runs Allowed.....5, at Cal Poly, 4/28
 Walks.....2, 2 times
 Hits Allowed8, at Cal Poly, 4/28

CAREER HIGHS

Inn. Pitched (Start)..... --
 Inn. Pitched (Relief).....3 1/3, at Texas, 3/8/25
 StrikeoutsSame
 Batters FacedSame
 ER AllowedSame
 Runs Allowed.....Same
 Walks.....2, 5 times
 Hits AllowedSame

Year	ERA	W	L	App	GS	CG	SHO	CBO	SV	IP	H	R	ER	BB	SO	2B	3B	HR	BF	B/Avg	WP	HBP	BK	SFA	SHA
2025	4.85	0	1	16	0	0	0	0	1	26	27	15	14	13	15	6	0	3	124	.262	1	3	0	4	1
2026	12.67	0	2	11	0	0	0	0	0	16 1/3	31	25	23	8	11	6	1	4	89	.419	1	2	0	5	0
TOTAL	7.87	0	3	27	0	0	0	0	1	42 1/3	58	40	37	21	26	12	1	7	213	.328	2	5	0	9	1



33

ROBERT AIVAZIAN
R-Jr. • RHP
6-3 • 180 • R/R
Martinez, Calif.
California

SEASON HIGHS

Inn. Pitched (Start)... 1 2/3, vs. Pittsburgh, 3/10
 Inn. Pitched (Relief)..... --
 Strikeouts2, 2 times
 Batters Faced9, vs. Pittsburgh, 3/10
 ER Allowed2, 2 times
 Runs Allowed.....4, vs. San Jose State, 3/24
 Walks.....4, vs. Connecticut, 3/18
 Hits Allowed2, vs. San Jose State, 3/24

CAREER HIGHS

Inn. Pitched (Start).....Same
 Inn. Pitched (Relief).... 5, vs. Stanford, 4/6/23
 Strikeouts5, vs. Connecticut, 2/24/24
 Batters Faced20, vs. Stanford, 4/6/23
 ER Allowed6, at Stanford, 4/27/24
 Runs Allowed.....6, at Stanford, 4/27/24
 Walks.....Same
 Hits Allowed5, at Stanford, 4/25/23

Year	ERA	W	L	App	GS	CG	SHO	CBO	SV	IP	H	R	ER	BB	SO	2B	3B	HR	BF	B/Avg	WP	HBP	BK	SFA	SHA
2023	7.67	0	4	17	0	0	0	0	0	27	34	29	23	14	22	8	0	3	131	.309	6	3	0	2	2
2024	6.46	2	0	10	1	0	0	0	0	15 1/3	11	12	11	9	19	1	0	4	66	.200	3	1	0	0	1
2025	-	-	-	-	-	-	-	-	-	-	-	-	-	-	-	-	-	-	-	-	-	-	-	-	-
2026	10.80	0	1	5	3	0	0	0	0	5	3	8	6	11	5	1	0	1	30	.158	1	0	1	0	0
TOTAL	7.61	2	5	32	4	0	0	0	0	47 1/3	48	49	40	34	46	10	0	8	227	.261	10	4	1	2	3



34

VINCENT BRAGA
So. • RHP
6-3 • 200 • R/R
Palo Alto, Calif.
Palo Alto HS

SEASON HIGHS

Inn. Pitched (Start)..... --
 Inn. Pitched (Relief)....2 2/3, vs. Cal Poly, 5/5
 Strikeouts3, vs. Utah Tech, 3/13
 Batters Faced12, vs. Cal Poly, 5/5
 ER Allowed2, 3 times
 Runs Allowed.....2, 5 times
 Walks.....1, 6 times
 Hits Allowed4, at Cal Poly, 4/28

CAREER HIGHS

Inn. Pitched (Start)..... --
 Inn. Pitched (Relief).....Same
 StrikeoutsSame
 Batters Faced14, at Portland, 5/2/25
 ER Allowed3, at Pepperdine, 4/5/25
 Runs Allowed.....3, at Pepperdine, 4/5/25
 Walks.....2, at Portland, 5/2/25
 Hits Allowed6, at Portland, 5/2/25

Year	ERA	W	L	App	GS	CG	SHO	CBO	SV	IP	H	R	ER	BB	SO	2B	3B	HR	BF	B/Avg	WP	HBP	BK	SFA	SHA
2025	3.75	0	0	11	0	0	0	0	0	12	19	6	5	3	5	2	1	0	58	.365	1	2	0	0	0
2026	4.66	0	1	16	0	0	0	0	0	19 1/3	19	13	10	6	13	6	0	2	91	.253	1	7	0	1	2
TOTAL	4.31	0	1	27	0	0	0	0	0	31 1/3	38	19	15	9	18	8	1	2	149	.299	2	9	0	1	2



37

COOPER LANZ
Sr. • RHP
6-0 • 190 • R/R
Atwater, Calif.
Modesto JC

SEASON HIGHS

Inn. Pitched (Start).....3, at San Diego, 4/2
 Inn. Pitched (Relief).. 4 2/3, vs. Saint Mary's, 4/12
 Strikeouts6, vs. Saint Mary's, 4/12
 Batters Faced21, vs. Saint Mary's, 4/12
 ER Allowed4, vs. Saint Mary's, 4/12
 Runs Allowed.....4, vs. Saint Mary's, 4/12
 Walks.....3, 2 times
 Hits Allowed5, 2 times

CAREER HIGHS

Inn. Pitched (Start).....6, 2 times
 Inn. Pitched (Relief).....5, 2 times
 Strikeouts6, 2 times
 Batters Faced25, 2 times
 ER Allowed6, at UNLV, 2/19/23
 Runs Allowed.....9, at UNLV, 2/19/23
 Walks.....5, 2 times
 Hits Allowed10, at Santa Clara, 4/6/23

Year	ERA	W	L	App	GS	CG	SHO	CBO	SV	IP	H	R	ER	BB	SO	2B	3B	HR	BF	B/Avg	WP	HBP	BK	SFA	SHA
*2023	5.88	1	2	9	5	0	0	0	0	33 2/3	43	30	22	18	21	8	1	3	162	.321	7	5	1	4	1
*2024	-	-	-	-	-	-	-	-	-	-	-	-	-	-	-	-	-	-	-	-	-	-	-	-	-
2025	3.75	4	2	13	4	0	0	0	0	36	17	19	15	17	28	2	0	6	146	.148	1	10	0	1	3
2026	4.18	2	4	16	1	0	0	0	3	32 1/3	35	16	15	17	34	11	2	3	146	.282	2	2	0	0	3
TOTAL	4.59	7	8	38	10	0	0	0	3	102	95	65	52	52	83	21	3	12	454	.255	10	17	1	5	7



38

NICK CHOW
Fr. • RHP
6-5 • 215 • R/R
Redwood City, Calif.
St. Francis HS

SEASON HIGHS

Inn. Pitched (Start)..... 3, vs. California, 2/16
Inn. Pitched (Relief)..... 2 1/3, 2 times
Strikeouts 5, vs. California, 2/16
Batters Faced 13, vs. California, 2/16
ER Allowed 3, vs. LMU, 3/29
Runs Allowed 3, vs. LMU, 3/29
Walks 2, 5 times
Hits Allowed 3, 2 times

CAREER HIGHS

Inn. Pitched (Start)..... Same
Inn. Pitched (Relief)..... Same
Strikeouts Same
Batters Faced Same
ER Allowed Same
Runs Allowed Same
Walks Same
Hits Allowed Same

Year	ERA	W	L	App	GS	CG	SHO	CBO	SV	IP	H	R	ER	BB	SO	2B	3B	HR	BF	B/Avg	WP	HBP	BK	SFA	SHA
2026	4.56	1	2	16	1	0	0	1	0	23 2/3	21	13	12	15	24	5	0	4	110	.231	1	4	1	0	0
TOTAL	4.56	1	2	16	1	0	0	1	0	23 2/3	21	13	12	15	24	5	0	4	110	.231	1	4	1	0	0



40

SEBASTIAN SCHREIBER
R-Sr. • LHP
6-3 • 230 • L/L
Salinas, Calif.
Hartnell College

SEASON HIGHS

Inn. Pitched (Start)..... --
Inn. Pitched (Relief)... 1 2/3, at California, 2/14
Strikeouts 4, at California, 2/14
Batters Faced 7, at California, 2/14
ER Allowed 3, vs. UC Davis, 2/22
Runs Allowed 3, vs. UC Davis, 2/22
Walks 2, vs. UC Davis, 2/22
Hits Allowed 2, 2 times

CAREER HIGHS

Inn. Pitched (Start)..... 4, vs. California, 3/3/25
Inn. Pitched (Relief)..... 3, at Pacific, 5/18/24
Strikeouts 8, vs. California, 3/3/25
Batters Faced 17, vs. California, 3/3/25
ER Allowed 5, vs. San Diego, 5/11/25
Runs Allowed 5, vs. San Diego, 5/11/25
Walks 4, vs. UC San Diego, 3/27/25
Hits Allowed 5, at UC Davis, 2/22/25

Year	ERA	W	L	App	GS	CG	SHO	CBO	SV	IP	H	R	ER	BB	SO	2B	3B	HR	BF	B/Avg	WP	HBP	BK	SFA	SHA
2022	-	-	-	-	-	-	-	-	-	-	-	-	-	-	-	-	-	-	-	-	-	-	-	-	-
2023	-	-	-	-	-	-	-	-	-	-	-	-	-	-	-	-	-	-	-	-	-	-	-	-	-
2024	5.79	0	1	18	1	0	0	1	1	18 2/3	22	14	12	10	14	5	0	3	91	.297	3	4	0	3	0
2025	8.62	0	1	10	5	0	0	1	0	15 2/3	22	16	15	17	17	6	1	2	84	.349	2	2	0	2	0
2026	5.59	1	1	12	0	0	0	0	0	9 2/3	9	6	6	6	10	1	0	0	46	.257	1	2	0	3	0
TOTAL	6.75	1	3	40	6	0	0	2	1	44	53	36	33	33	41	12	1	5	221	.308	6	8	0	8	0



41

TREVOR BANNING
Fr. • RHP/INF
6-0 • 175 • L/R
San Juan Capistrano, Calif.
Santa Margarita Cath. HS

SEASON HIGHS

Inn. Pitched (Start)..... 2, at Cal Poly, 4/28
Inn. Pitched (Relief)... 2 2/3, vs. San Jose St., 2/18
Strikeouts 4, vs. San Jose State, 2/18
Batters Faced... 12, vs. San Jose State, 2/18
Hits 0
RBIs 0
Runs 0
Walks 0

CAREER HIGHS

Inn. Pitched (Start)..... Same
Inn. Pitched (Relief)..... Same
Strikeouts Same
Batters Faced Same
Hits 0
RBIs 0
Runs 0
Walks 0

Year	Avg	GP	GS	AB	R	H	2B	3B	HR	RBI	TB	SLG%	BB	HBP	SO	GDP	OB%	SF	SH	SB	ATT	PO	A	E	FLD%
2026	.000	4	0	4	0	0	0	0	0	0	0	.000	0	0	3	1	.000	0	0	0	0	0	0	0	.000
TOTAL	.000	4	0	4	0	0	0	0	0	0	0	.000	0	0	3	1	.000	0	0	0	0	0	0	0	.000

Year	ERA	W	L	App	GS	CG	SHO	CBO	SV	IP	H	R	ER	BB	SO	2B	3B	HR	BF	B/Avg	WP	HBP	BK	SFA	SHA
2026	0.57	1	0	12	2	0	0	0	0	15 2/3	11	6	1	13	11	2	0	1	71	.196	1	0	1	0	2
TOTAL	0.57	1	0	12	2	0	0	0	0	15 2/3	11	6	1	13	11	2	0	1	71	.196	1	0	1	0	2



43

RJ MEYN
So. • LHP
6-0 • 180 • L/L
San Ramon, Calif.
De La Salle HS


SEASON HIGHS

Inn. Pitched (Start)..... --
Inn. Pitched (Relief)..... 5 1/3, at Seattle, 5/10
Strikeouts 6, vs. Portland, 4/24
Batters Faced 19, at Seattle, 5/10
ER Allowed 5, at San Francisco, 3/22
Runs Allowed 5, at San Francisco, 3/22
Walks 2, 6 times
Hits Allowed 5, at San Francisco, 3/22

CAREER HIGHS

Inn. Pitched (Start)..... --
Inn. Pitched (Relief)..... Same
Strikeouts Same
Batters Faced 19, 2 times
ER Allowed Same
Runs Allowed Same
Walks 3, at Texas, 3/8/25
Hits Allowed Same

Year	ERA	W	L	App	GS	CG	SHO	CBO	SV	IP	H	R	ER	BB	SO	2B	3B	HR	BF	B/Avg	WP	HBP	BK	SFA	SHA
2025	6.08	2	0	24	0	0	0	0	0	26 2/3	37	18	18	9	26	8	1	5	127	.343	4	6	1	1	3
2026	3.92	3	3	20	0	0	0	0	4	41 1/3	40	19	18	18	42	14	0	3	175	.260	0	1	1	0	2
TOTAL	4.76	5	3	44	0	0	0	0	4	68	77	37	36	27	68	22	1	8	302	.294	4	7	2	1	5



44

JACK LAZARK
Jr. • RHP
6-2 • 205 • R/R
Santa Rosa, Calif.
Cardinal Newman HS

SEASON HIGHS

Inn. Pitched (Start)..... --
Inn. Pitched (Relief)..... 3, at Gonzaga, 5/2
Strikeouts 3, at Gonzaga, 5/2
Batters Faced 12, at Gonzaga, 5/2
ER Allowed 5, vs. San Jose State, 3/24
Runs Allowed 5, vs. San Jose State, 3/24
Walks 2, at California, 2/14
Hits Allowed 5, vs. San Jose State, 3/24

CAREER HIGHS

Inn. Pitched (Start)..... 2/3, at Stanford, 5/6/25
Inn. Pitched (Relief)..... Same
Strikeouts Same
Batters Faced Same
ER Allowed Same
Runs Allowed Same
Walks 2, 4 times
Hits Allowed 6, at Saint Mary's, 5/17/25

Year	ERA	W	L	App	GS	CG	SHO	CBO	SV	IP	H	R	ER	BB	SO	2B	3B	HR	BF	B/Avg	WP	HBP	BK	SFA	SHA
2024	7.00	0	0	8	0	0	0	0	0	9	10	8	7	6	5	5	1	1	46	.270	1	2	0	0	1
2025	10.32	0	2	12	1	0	0	0	1	11 1/3	20	13	13	6	7	4	0	2	58	.392	0	0	0	0	1
2026	6.75	1	1	11	0	0	0	0	0	14 2/3	15	11	11	6	10	2	0	4	64	.273	0	0	0	2	1
TOTAL	7.97	1	3	31	1	0	0	0	1	35	45	32	31	18	22	11	1	7	168	.315	1	2	0	2	3



46

HUNTER HARGETT

R-Sr. • RHP
6-2 • 190 • R/R
San Diego

Incarnate Word

SEASON HIGHS
 Inn. Pitched (Start)..... --
 Inn. Pitched (Relief).....2, at California, 2/14
 Strikeouts4, at San Diego, 4/4
 Batters Faced..... 10, vs. Saint Mary's, 4/11
 ER Allowed 5, vs. Saint Mary's, 4/11
 Runs Allowed..... 5, vs. Saint Mary's, 4/11
 Walks.....2, vs. UC Davis, 2/20
 Hits Allowed 6, vs. Saint Mary's, 4/11

CAREER HIGHS
 Inn. Pitched (Start).....6, vs. NW St., 4/21/24
 Inn. Pitched (Relief).. 4 2/3, at Hou. Chr., 3/2/25
 Strikeouts6, at UC San Diego, 4/19/22
 Batters Faced.....25, at NW State, 4/21/24
 ER Allowed 6, vs. Tarleton State, 2/27/24
 Runs Allowed.. 6, vs. Tarleton State, 2/27/24
 Walks..... 4, vs. Tarleton State, 2/27/24
 Hits Allowed Same

Year	ERA	W	L	App	GS	CG	SHO	CBO	SV	IP	H	R	ER	BB	SO	2B	3B	HR	BF	B/Avg	WP	HBP	BK	SFA	SHA	
*2022	6.14	0	1	8	0	0	0	0	0	7 1/3	6	8	5	9	16	0	0	2	43	.214	4	6	1	0	0	
2022 season spent at San Diego State																										
*2023	-	-	-	-	-	-	-	-	-	-	-	-	-	-	-	-	-	-	-	-	-	-	-	-	-	
2023 season spent at Yavapai College																										
*2024	5.20	2	1	11	6	0	0	1	0	27 2/3	27	16	16	18	29	5	0	2	136	.267	4	5	0	1	2	
*2025	7.56	1	2	9	2	0	0	0	1	16 2/3	21	17	14	11	20	3	2	3	87	.300	5	5	0	0	1	
2024 & '25 seasons spent at Incarnate Word																										
2026	5.82	0	3	15	0	0	0	0	5	17.0	14	11	11	4	22	4	0	2	69	.226	0	2	0	0	1	
TOTAL	6.03	3	7	43	8	0	0	1	6	68 2/3	68	52	46	42	87	12	2	9	335	.252	13	18	1	1	4	



48

JOSH JOHNSON

Gr. • RHP
6-2 • 205 • R/R
Henderson, Nev.

Col. of Southern Nevada

SEASON HIGHS
 Inn. Pitched (Start)..... --
 Inn. Pitched (Relief).....4, at San Diego, 4/2
 Strikeouts4, 3 times
 Batters Faced..... 14, 2 times
 ER Allowed3, at Pacific, 4/18
 Runs Allowed.....3, at Pacific, 4/18
 Walks.....2, at Gonzaga, 5/1
 Hits Allowed5, at Seattle, 5/9

CAREER HIGHS
 Inn. Pitched (Start).....1 1/3, at LMU, 4/19/25
 Inn. Pitched (Relief).....Same
 Strikeouts4, 8 times
 Batters Faced....15, vs. San Jose St., 3/19/24
 ER Allowed6, at San Diego, 5/5/24
 Runs Allowed.....6, at San Diego, 5/5/24
 Walks.....2, 7 times
 Hits Allowed6, vs. Portland, 3/24/24

Year	ERA	W	L	App	GS	CG	SHO	CBO	SV	IP	H	R	ER	BB	SO	2B	3B	HR	BF	B/Avg	WP	HBP	BK	SFA	SHA	
*2021	-	-	-	-	-	-	-	-	-	-	-	-	-	-	-	-	-	-	-	-	-	-	-	-	-	
Redshirted 2021 season at Central Arizona College																										
*2022	-	-	-	-	-	-	-	-	-	-	-	-	-	-	-	-	-	-	-	-	-	-	-	-	-	
2022 season spent at College of Southern Nevada																										
*2023	-	-	-	-	-	-	-	-	-	-	-	-	-	-	-	-	-	-	-	-	-	-	-	-	-	
2023 season spent at College of Southern Nevada																										
2024	4.98	4	1	18	0	0	0	2	0	34 1/3	34	22	19	19	41	7	0	6	156	.254	4	1	0	1	1	
2025	5.40	0	0	3	3	0	0	0	0	3 1/3	8	4	2	1	3	4	0	0	20	.444	0	0	0	1	0	
2026	3.00	2	1	19	0	0	0	0	1	27	24	10	9	10	35	4	1	3	111	.238	3	0	0	0	0	
TOTAL	4.18	6	2	40	3	0	0	2	1	64 2/3	66	36	30	79	15	1	9	287	.261	7	1	0	2	1		



51

MACE WHEELER

Fr. • C
5-10 • 185 • L/R
El Cajon, Calif.
Valhalla HS

SEASON HIGHS
 Hits1, 6 times
 Doubles0
 Triples0
 Home Runs.....0
 RBIs.....1, 2 times
 Runs1, 3 times
 Walks2, vs. UNLV, 3/1
 Stolen Bases0

CAREER HIGHS
 HitsSame
 Doubles0
 Triples0
 Home Runs.....0
 RBIs.....Same
 RunsSame
 WalksSame
 Stolen Bases0

Year	Avg	GP	GS	AB	R	H	2B	3B	HR	RBI	TB	SLG%	BB	HBP	SO	GDP	OB%	SF	SH	SB	ATT	PO	A	E	FLD%
2026	.171	22	12	35	3	6	0	0	0	2	6	.171	5	0	11	0	.268	1	1	0	0	107	11	1	.992
TOTAL	.171	22	12	35	3	6	0	0	0	2	6	.171	5	0	11	0	.268	1	1	0	0	107	11	1	.992



52

WAYLON WALSH

Fr. • INF
6-4 • 195 • S/R
Los Gatos, Calif.
Archbishop Mitty

SEASON HIGHS
 Hits3, at Gonzaga, 5/3
 Doubles1, vs. Portland, 4/24
 Triples1, vs. Connecticut, 3/18
 Home Runs.....1, 4 times
 RBIs.....3, vs. LMU, 3/27
 Runs3, vs. LMU, 3/27
 Walks.....2, at San Francisco, 3/21
 Stolen Bases2, vs. LMU, 3/29

CAREER HIGHS
 HitsSame
 Doubles0
 TriplesSame
 Home Runs.....Same
 RBIs.....Same
 RunsSame
 WalksSame
 Stolen BasesSame

Year	Avg	GP	GS	AB	R	H	2B	3B	HR	RBI	TB	SLG%	BB	HBP	SO	GDP	OB%	SF	SH	SB	ATT	PO	A	E	FLD%
2026	.221	39	32	104	15	23	1	1	4	14	38	.365	11	2	39	3	.305	1	0	2	4	17	48	2	.970
TOTAL	.221	39	32	104	15	23	1	1	4	14	38	.365	11	2	39	3	.305	1	0	2	4	17	48	2	.970



54

CAMDEN SOS

Jr. • INF
6-3 • 200 • R/R
Alpine, Calif.

TCU

SEASON HIGHS
 Hits2, 2 times
 Doubles2, vs. Pepperdine, 5/15
 Triples1, at Gonzaga, 5/2
 Home Runs.....1, 2 times
 RBIs.....2, 2 times
 Runs1, 13 times
 Walks2, at Seattle, 5/9
 Stolen Bases1, 3 times

CAREER HIGHS
 Hits2, 3 times
 DoublesSame
 TriplesSame
 Home Runs.....Same
 RBIs.....Same
 Runs2, vs. Houston, 3/28/24
 WalksSame
 Stolen BasesSame

Year	Avg	GP	GS	AB	R	H	2B	3B	HR	RBI	TB	SLG%	BB	HBP	SO	GDP	OB%	SF	SH	SB	ATT	PO	A	E	FLD%	
*2024	.158	9	5	19	3	3	1	0	0	0	4	.211	1	0	9	1	.200	0	0	0	0	2	7	0	1.000	
*2025	.000	7	0	3	1	0	0	0	0	0	0	.000	1	0	1	0	.250	0	0	0	0	10	0	0	1.000	
2024 & '25 seasons spent at TCU																										
2026	.147	42	24	95	13	14	4	1	2	8	26	.274	6	4	40	2	.229	0	0	3	3	19	47	1	.985	
TOTAL	.145	58	29	117	17	17	5	1	2	8	30	.256	8	4	50	3	.225	0	0	3	3	31	54	1	.988	

STARTING LINEUPS BY ORDER

Date	OPPONENT	1	2	3	4	5	6	7	8	9
Feb. 13	@ California	Ferroggiaro	Cleary	Ross	Devine	Garcia	Luetzow	Anderson	Sos	Rayment
Feb. 14	@ California (Gm 1)	Ferroggiaro	Cleary	Garcia	Luetzow	Ross	Devine	Anderson	Sos	Rayment
Feb. 14	@ California (Gm 2)	Fujimoto	Ferroggiaro	Cleary	Garcia	Devine	Ross	Anderson	Sos	Carston
Feb. 16	California	Ferroggiaro	Cleary	Garcia	Luetzow	Ross	Devine	Anderson	Sos	Rayment
Feb. 18	San José State	Ferroggiaro	Cleary	Ross	Luetzow	Medicoff	Anderson	Fujimoto	Walsh	Tiendas
Feb. 20	UC Davis	Ferroggiaro	Cleary	Ross	Luetzow	Anderson	Medicoff	Garcia	Sos	Rayment
Feb. 21	UC Davis	Ferroggiaro	Cleary	Ross	Luetzow	Anderson	Medicoff	Garcia	Walsh	Fujimoto
Feb. 22	UC Davis	Ferroggiaro	Cleary	Ross	Medicoff	Devine	Anderson	Lambert	Filter	Carston
Feb. 24	~ Waseda Univ.	Fujimoto	Filter	Walsh	Viskovich	Tiendas	Lambert	Banning	Carston	Cunningham
Feb. 27	UNLV	Ferroggiaro	Cleary	Ross	Anderson	Luetzow	Garcia	Medicoff	Sos	Rayment
Feb. 28	UNLV	Ferroggiaro	Cleary	Ross	Medicoff	Lambert	Devine	Viskovich	Sos	Carston
March 1	UNLV	Ferroggiaro	Cleary	Ross	Anderson	Devine	Garcia	Walsh	Rayment	Wheeler
March 5	@ #10/14 Oklahoma	Ferroggiaro	Cleary	Ross	Devine	Anderson	Medicoff	Sos	Lambert	Wheeler
March 7	@ #10/14 Oklahoma	Ferroggiaro	Cleary	Ross	Devine	Anderson	Garcia	Walsh	Rayment	Wheeler
March 8	@ #10/14 Oklahoma	Lambert	Ferroggiaro	Cleary	Ross	Devine	Anderson	Medicoff	Sos	Carston
March 10	Pittsburgh	Ferroggiaro	Cleary	Ross	Devine	Anderson	Medicoff	Rayment	Sos	Wheeler
March 13	Utah Tech	Ferroggiaro	Cleary	Ross	Anderson	Devine	Walsh	Medicoff	Rayment	Wheeler
March 14	Utah Tech	Ferroggiaro	Cleary	Ross	Anderson	Devine	Walsh	Medicoff	Rayment	Wheeler
March 15	Utah Tech	Ferroggiaro	Ross	Devine	Anderson	Medicoff	Walsh	Rayment	Cunningham	Wheeler
March 18	Connecticut	Ferroggiaro	Ross	Devine	Anderson	Medicoff	Garcia	Walsh	Rayment	Wheeler
March 20	@ San Francisco	Ferroggiaro	Cleary	Ross	Anderson	Devine	Garcia	Walsh	Rayment	Wheeler
March 21	@ San Francisco	Ferroggiaro	Cleary	Ross	Anderson	Medicoff	Walsh	Devine	Rayment	Wheeler
March 22	@ San Francisco	Ferroggiaro	Cleary	Ross	Medicoff	Devine	Anderson	Sos	Garcia	Carston
March 24	San Jose State	Luetzow	Anderson	Cleary	Medicoff	Ross	Tiendas	Garcia	Walsh	Fujimoto
March 27	LMU	Ferroggiaro	Cleary	Ross	Luetzow	Anderson	Medicoff	Garcia	Walsh	Rayment
March 28	LMU	Ferroggiaro	Cleary	Ross	Luetzow	Anderson	Medicoff	Garcia	Walsh	Rayment
March 29	LMU	Ferroggiaro	Cleary	Ross	Luetzow	Anderson	Medicoff	Garcia	Walsh	Rayment
March 30	San Jose State	Viskovich	Ferroggiaro	Cleary	Medicoff	Luetzow	Ross	Lambert	Sos	Carston
April 2	@ San Diego	Ferroggiaro	Cleary	Ross	Luetzow	Anderson	Medicoff	Garcia	Walsh	Rayment
April 3	@ San Diego	Ferroggiaro	Cleary	Ross	Luetzow	Anderson	Medicoff	Garcia	Walsh	Lambert
April 4	@ San Diego	Ferroggiaro	Cleary	Ross	Luetzow	Anderson	Medicoff	Garcia	Walsh	Lambert
April 6	Clemson	Ferroggiaro	Cleary	Ross	Luetzow	Anderson	Garcia	Walsh	Lambert	Rayment
April 10	Saint Mary's	Luetzow	Ross	Cleary	Garcia	Devine	Anderson	Lambert	Ferroggiaro	Walsh
April 11	Saint Mary's	Lambert	Ferroggiaro	Luetzow	Anderson	Devine	Ross	Sos	Garcia	Filter
April 12	Saint Mary's	Rayment	Lambert	Luetzow	Devine	Anderson	Sos	Ross	Ferroggiaro	Cunningham
April 15	@ Stanford	Lambert	Cleary	Ross	Luetzow	Anderson	Devine	Walsh	Sos	Rayment
April 17	@ Pacific	Ferroggiaro	Cleary	Ross	Luetzow	Anderson	Devine	Lambert	Rayment	Sos
April 18	@ Pacific	Garcia	Ferroggiaro	Ross	Devine	Anderson	Walsh	Sos	Rayment	Wheeler
April 19	@ Pacific	Ferroggiaro	Cleary	Ross	Luetzow	Devine	Walsh	Anderson	Sos	Rayment
April 21	Stanford	Filter	Fujimoto	Devine	Walsh	Viskovich	Tiendas	Sos	Cunningham	Carston
April 24	Portland	Rayment	Cleary	Ross	Luetzow	Devine	Anderson	Walsh	Garcia	Cunningham
April 25	Portland	Rayment	Cleary	Ross	Luetzow	Devine	Anderson	Walsh	Garcia	Cunningham
April 26	Portland	Lambert	Cleary	Ross	Luetzow	Anderson	Devine	Walsh	Rayment	Ferroggiaro
April 28	@ Cal Poly	Fujimoto	Ferroggiaro	Anderson	Garcia	Walsh	Rayment	Tiendas	Cunningham	Wheeler
May 1	@ Gonzaga	Ferroggiaro	Cleary	Luetzow	Anderson	Devine	Walsh	Lambert	Garcia	Rayment
May 2	@ Gonzaga	Ferroggiaro	Cleary	Luetzow	Devine	Anderson	Lambert	Viskovich	Sos	Rayment
May 3	@ Gonzaga	Ferroggiaro	Cleary	Luetzow	Anderson	Devine	Walsh	Lambert	Garcia	Rayment
May 5	Cal Poly	Ferroggiaro	Cleary	Anderson	Luetzow	Walsh	Devine	Garcia	Lambert	Rayment
May 8	@ Seattle	Ferroggiaro	Cleary	Anderson	Luetzow	Ross	Devine	Walsh	Garcia	Rayment
May 9	@ Seattle	Ferroggiaro	Cleary	Luetzow	Devine	Anderson	Lambert	Viskovich	Sos	Rayment
May 10	@ Seattle	Ferroggiaro	Cleary	Anderson	Luetzow	Ross	Devine	Walsh	Garcia	Rayment
May 14	Pepperdine	Ferroggiaro	Cleary	Luetzow	Devine	Anderson	Lambert	Viskovich	Sos	Rayment
May 15	Pepperdine	Ferroggiaro	Cleary	Luetzow	Devine	Anderson	Lambert	Viskovich	Sos	Rayment
May 16	Pepperdine	Ferroggiaro	Cleary	Luetzow	Devine	Anderson	Lambert	Viskovich	Sos	Rayment

May 20 vs. San Francisco

~ Exhibition

STARTING LINEUPS BY POSITION

Date	OPPONENT	C	1B	2B	SS	3B	LF	CF	RF	DH	P
Feb. 13	@ California	Luetzow	Anderson	Ferroggiaro	Cleary	Sos	Ross	Rayment	Devine	Garcia	Bayles
Feb. 14	@ California (Gm 1)	Luetzow	Anderson	Ferroggiaro	Cleary	Sos	Ross	Rayment	Devine	Garcia	Gillmore
Feb. 14	@ California (Gm 2)	Carston	Anderson	Ferroggiaro	Cleary	Sos	Ross	Fujimoto	Devine	Garcia	Cook
Feb. 16	California	Luetzow	Anderson	Ferroggiaro	Cleary	Sos	Ross	Rayment	Devine	Garcia	Chow
Feb. 18	San José State	Luetzow	Anderson	Ferroggiaro	Cleary	Walsh	Ross	Fujimoto	Tiendas	Medicoff	Stewart
Feb. 20	UC Davis	Luetzow	Anderson	Ferroggiaro	Cleary	Sos	Garcia	Rayment	Ross	Medicoff	Bayles
Feb. 21	UC Davis	Luetzow	Anderson	Ferroggiaro	Cleary	Walsh	Garcia	Fujimoto	Ross	Medicoff	Gillmore
Feb. 22	UC Davis	Carston	Anderson	Ferroggiaro	Cleary	Filter	Ross	Lambert	Devine	Medicoff	Cook
Feb. 24	~ Waseda Univ.	Carston	Banning	Cunningham	Walsh	Filter	Viskovich	Fujimoto	Lambert	Tiendas	Aivazian
Feb. 27	UNLV	Luetzow	Anderson	Ferroggiaro	Cleary	Sos	Garcia	Rayment	Ross	Medicoff	Bayles
Feb. 28	UNLV	Carston	Medicoff	Ferroggiaro	Cleary	Sos	Viskovich	Lambert	Devine	Ross	Gillmore
March 1	UNLV	Wheeler	Anderson	Ferroggiaro	Cleary	Walsh	Ross	Rayment	Devine	Garcia	Cook
March 5	@ #10/14 Oklahoma	Wheeler	Anderson	Ferroggiaro	Cleary	Sos	Ross	Lambert	Devine	Medicoff	Bayles
March 7	@ #10/14 Oklahoma	Wheeler	Anderson	Ferroggiaro	Cleary	Walsh	Ross	Rayment	Devine	Garcia	Gillmore
March 8	@ #10/14 Oklahoma	Carston	Anderson	Ferroggiaro	Cleary	Sos	Ross	Lambert	Devine	Medicoff	Cook
March 10	Pittsburgh	Wheeler	Anderson	Ferroggiaro	Cleary	Sos	Ross	Rayment	Devine	Medicoff	Aivazian
March 13	Utah Tech	Wheeler	Anderson	Ferroggiaro	Cleary	Walsh	Ross	Rayment	Devine	Medicoff	Bayles
March 14	Utah Tech	Wheeler	Anderson	Ferroggiaro	Cleary	Walsh	Ross	Rayment	Devine	Medicoff	Gillmore
March 15	Utah Tech	Wheeler	Anderson	Ferroggiaro	Cunningham	Walsh	Ross	Rayment	Devine	Medicoff	Cook
March 18	Connecticut	Wheeler	Anderson	Garcia	Ferroggiaro	Walsh	Ross	Rayment	Devine	Medicoff	Aivazian
March 20	@ San Francisco	Wheeler	Anderson	Ferroggiaro	Cleary	Walsh	Devine	Rayment	Ross	Garcia	Bayles
March 21	@ San Francisco	Wheeler	Anderson	Ferroggiaro	Cleary	Walsh	Devine	Rayment	Ross	Medicoff	Gillmore
March 22	@ San Francisco	Carston	Anderson	Ferroggiaro	Cleary	Sos	Ross	Devine	Garcia	Medicoff	Cook
March 24	San Jose State	Luetzow	Anderson	Garcia	Cleary	Walsh	Ross	Fujimoto	Tiendas	Medicoff	Aivazian
March 27	LMU	Luetzow	Anderson	Ferroggiaro	Cleary	Walsh	Garcia	Rayment	Ross	Medicoff	Bayles
March 28	LMU	Luetzow	Anderson	Ferroggiaro	Cleary	Walsh	Garcia	Rayment	Ross	Medicoff	Cook
March 29	LMU	Luetzow	Anderson	Ferroggiaro	Cleary	Walsh	Garcia	Rayment	Ross	Medicoff	Gillmore
March 30	San Jose State	Carston	Medicoff	Ferroggiaro	Cleary	Sos	Viskovich	Lambert	Ross	Luetzow	Alleman
April 2	@ San Diego	Luetzow	Anderson	Ferroggiaro	Cleary	Walsh	Garcia	Rayment	Ross	Medicoff	Lanz
April 3	@ San Diego	Luetzow	Anderson	Ferroggiaro	Cleary	Walsh	Garcia	Lambert	Ross	Medicoff	Bayles
April 4	@ San Diego	Luetzow	Anderson	Ferroggiaro	Cleary	Walsh	Garcia	Lambert	Ross	Medicoff	Gillmore
April 6	Clemson	Luetzow	Anderson	Ferroggiaro	Cleary	Walsh	Lambert	Rayment	Ross	Garcia	Alleman
April 10	Saint Mary's	Luetzow	Anderson	Ferroggiaro	Cleary	Walsh	Lambert	Devine	Ross	Garcia	Bayles
April 11	Saint Mary's	Luetzow	Anderson	Filter	Ferroggiaro	Sos	Garcia	Devine	Lambert	Ross	Gillmore
April 12	Saint Mary's	Luetzow	Anderson	Cunningham	Ferroggiaro	Sos	Lambert	Rayment	Devine	Ross	Alleman
April 15	@ Stanford	Luetzow	Anderson	Walsh	Cleary	Sos	Lambert	Rayment	Devine	Ross	Dotoli
April 17	@ Pacific	Luetzow	Anderson	Ferroggiaro	Cleary	Sos	Lambert	Rayment	Devine	Ross	Bayles
April 18	@ Pacific	Wheeler	Anderson	Walsh	Ferroggiaro	Sos	Ross	Rayment	Devine	Garcia	Gillmore
April 19	@ Pacific	Luetzow	Anderson	Ferroggiaro	Cleary	Sos	Ross	Rayment	Devine	Walsh	Alleman
April 21	Stanford	Carston	Walsh	Filter	Cunningham	Sos	Fujimoto	Devine	Tiendas	Viskovich	Banning
April 24	Portland	Luetzow	Anderson	Cunningham	Cleary	Walsh	Ross	Rayment	Devine	Garcia	Bayles
April 25	Portland	Luetzow	Anderson	Cunningham	Cleary	Walsh	Ross	Rayment	Devine	Garcia	Gillmore
April 26	Portland	Luetzow	Anderson	Ferroggiaro	Cleary	Walsh	Lambert	Rayment	Devine	Ross	Alleman
April 28	@ Cal Poly	Wheeler	Anderson	Cunningham	Ferroggiaro	Walsh	Fujimoto	Rayment	Tiendas	Garcia	Banning
May 1	@ Gonzaga	Luetzow	Anderson	Ferroggiaro	Cleary	Walsh	Lambert	Rayment	Devine	Garcia	Bayles
May 2	@ Gonzaga	Luetzow	Anderson	Ferroggiaro	Cleary	Sos	Lambert	Rayment	Devine	Viskovich	Gillmore
May 3	@ Gonzaga	Luetzow	Anderson	Ferroggiaro	Cleary	Walsh	Lambert	Rayment	Devine	Garcia	Alleman
May 5	Cal Poly	Luetzow	Anderson	Ferroggiaro	Cleary	Walsh	Lambert	Rayment	Devine	Garcia	Cook
May 8	@ Seattle	Luetzow	Anderson	Ferroggiaro	Cleary	Walsh	Garcia	Rayment	Devine	Ross	Bayles
May 9	@ Seattle	Luetzow	Anderson	Ferroggiaro	Cleary	Sos	Lambert	Rayment	Devine	Viskovich	Gillmore
May 10	@ Seattle	Luetzow	Anderson	Ferroggiaro	Cleary	Walsh	Garcia	Rayment	Devine	Ross	Alleman
May 14	Pepperdine	Luetzow	Anderson	Ferroggiaro	Cleary	Sos	Lambert	Rayment	Devine	Viskovich	Bayles
May 15	Pepperdine	Luetzow	Anderson	Ferroggiaro	Cleary	Sos	Lambert	Rayment	Devine	Viskovich	Gillmore
May 16	Pepperdine	Luetzow	Anderson	Ferroggiaro	Cleary	Sos	Lambert	Rayment	Devine	Viskovich	Alleman

May 20 vs. San Francisco

~ Exhibition



LAST WEEK



Pepperdine at Santa Clara
May 14, 2026 at Santa Clara, Calif. (Schott Stadium)

Pepperdine at Santa Clara
May 15, 2026 at Santa Clara, Calif. (Schott Stadium)

Pepperdine 0 (21-30,15-10 WCC)

Santa Clara 10 (23-28,11-14 WCC)

Player performance table for Pepperdine vs Santa Clara (May 14). Columns: Player, ab, r, h, rbi, bb, so, po, a, lob. Includes players like Patterson, Daniel 3b/rf, Nunez, Julian ss, etc.

Player performance table for Santa Clara vs Pepperdine (May 14). Columns: Player, ab, r, h, rbi, bb, so, po, a, lob. Includes players like FERROGGIARO, Thomas 2b, CLEARY, Ben ss, etc.

Score by Innings table for May 14 game. Columns: Inning (1-9), R, H, E. Shows Pepperdine 0, Santa Clara 10.

Note: 1 out, 0 runners LOB when the game ended.

E - Horton, N.; Croghan, K.; GARCIA, DP - SCU 1. LOB - PEPP 7; SCU 5. 2B - Laxa, K.; Aude, M.; FERROGGIARO; ANDERSON; GARCIA. 3B - LAMBERT. HR - ROSS. HBP - LUETZOW. SB - DEVINE; ANDERSON; SOS; RAYMENT.

Pitching performance table for Pepperdine (May 14). Columns: ip, h, r, er, bb, so, ab, bf, np. Includes Euper, Casey p, Croghan, Kam p, etc.

Pitching performance table for Santa Clara (May 14). Columns: ip, h, r, er, bb, so, ab, bf, np. Includes BAYLES, Max p, CHOW, Nick p, etc.

Win - BAYLES (5-3). Loss - Euper, C. (5-4). Save - None. WP - BAYLES. HBP - by Croghan, K. (LUETZOW). Pitches/strikes: Euper, C. 91/62; Croghan, K. 12/7; Pace, J. 14/10; Peterson, W. 15/12; Wu, A. 16/7; BAYLES 99/66; CHOW 29/17.

Umpires - HP: Ruben Candelaria (CC 1B: Stephen Fritzon 2B: Pete Saucedo 3B: Jason Kaminsky Start: 6:06 pm Time: 2:30 Attendance: 602 Weather: 69 F, Clear, 9 mph to LF Euper, C. faced 1 batter in the 5th. Croghan, K. faced 3 batters in the 5th.

Pepperdine 2 (21-31,15-11 WCC)

Santa Clara 9 (24-28,12-14 WCC)

Player performance table for Pepperdine vs Santa Clara (May 15). Columns: Player, ab, r, h, rbi, bb, so, po, a, lob. Includes Patterson, Daniel rf, Nunez, Julian ss, etc.

Player performance table for Santa Clara vs Pepperdine (May 15). Columns: Player, ab, r, h, rbi, bb, so, po, a, lob. Includes FERROGGIARO, Thomas 2b, CLEARY, Ben ss, etc.

Score by Innings table for May 15 game. Columns: Inning (1-9), R, H, E. Shows Pepperdine 2, Santa Clara 9.

E - Woodworth, J. DP - PEPP 1; SCU 2. LOB - PEPP 7; SCU 7. 2B - Patterson, D; Nunez, J.; FERROGGIARO; CLEARY; LAMBERT 2; SOS 2. HR - Buckner, F.; CLEARY; LUETZOW. HBP - Nunez, J.; LUETZOW; ANDERSON 2. SB - DEVINE. CS - CLEARY; LUETZOW.

Pitching performance table for Pepperdine (May 15). Columns: ip, h, r, er, bb, so, ab, bf, np. Includes Fowler, Jack, Plisinski, Austin, etc.

Pitching performance table for Santa Clara (May 15). Columns: ip, h, r, er, bb, so, ab, bf, np. Includes GILLMORE, Jace, LAZARK, Jack, etc.

Win - GILLMORE (4-4). Loss - Fowler, J (2-6). Save - None. HBP - by GILLMORE (Nunez, J.); by Plisinski, A (LUETZOW); by Plisinski, A (ANDERSON); by Maya, G. (ANDERSON). Pitches/strikes: Fowler, J 48/30; Plisinski, A 55/35; Maya, G. 16/11; Howe, P. 11/8; GILLMORE 104/71; LAZARK 20/13.

Umpires - HP: Jason Kaminsky 1B: Ruben Candelaria (CC 2B: Stephen Fritzon 3B: Pete Saucedo Start: 6:04 pm Time: 2:34 Attendance: 726 Weather: 71 F, Clear, 9 mph to LF



Pepperdine at Santa Clara
May 16, 2026 at Santa Clara, Calif. (Schott Stadium)



Pepperdine 2 (21-32,15-12 WCC)

Santa Clara 3 (25-28,13-14 WCC)

Player performance table for Pepperdine vs Santa Clara (May 16). Columns: Player, ab, r, h, rbi, bb, so, po, a, lob. Includes Patterson, Daniel 3b/rf, Nunez, Julian ss, etc.

Player performance table for Santa Clara vs Pepperdine (May 16). Columns: Player, ab, r, h, rbi, bb, so, po, a, lob. Includes FERROGGIARO, Thomas 2b, CLEARY, Ben ss, etc.

Score by Innings table for May 16 game. Columns: Inning (1-9), R, H, E. Shows Pepperdine 2, Santa Clara 3.

E - CLEARY, DP - PEPP 1. LOB - PEPP 5; SCU 7. 2B - Nunez, J.; Dunn, T.; DEVINE. HR - Patterson, D; CLEARY; DEVINE. HBP - CLEARY; ANDERSON; LAMBERT; GARCIA. SH - LAMBERT. SB - LAMBERT.

Pitching performance table for Pepperdine (May 16). Columns: ip, h, r, er, bb, so, ab, bf, np. Includes Valentine, Collin, Stewart, Dylan, etc.

Pitching performance table for Santa Clara (May 16). Columns: ip, h, r, er, bb, so, ab, bf, np. Includes ALLEMAN, Tyler, JOHNSON, Josh, etc.

Win - ALLEMAN (2-1). Loss - Valentine, C (3-6). Save - LANZ (3). HBP - by Valentine, C (ANDERSON); by Valentine, C (LAMBERT); by Stewart, D. (CLEARY); by Stewart, D. (GARCIA). Pitches/strikes: Valentine, C 64/33; Stewart, D. 40/27; Wechsberg, L 11/8; ALLEMAN 64/41; JOHNSON 32/19; LANZ 21/15.

Umpires - HP: Pete Saucedo 1B: Jason Kaminsky 2B: Ruben Candelaria (CC 3B: Stephen Fritzon Start: 1:04 pm Time: 2:12 Attendance: 592 Weather: 70 F, Clear, 11 mph to LC

Last Week's Pitching

Summary table of last week's pitching performance. Columns: Date, Opponent, IP, H, R, ER, BB, SO, 2B, 3B, HR, WP, BK, HBP, DP, IBB, Score, W, L, SV, ERA.

Last Week's Hitting

Summary table of last week's hitting performance. Columns: Date, Opponent, AB, R, H, RBI, 2B, 3B, HR, TB, BB, IBB, SB, CS, HBP, SAC, SF, GDP, K, PO, A, E, LOB, Avg.



TEAM GAME-BY-GAME HITTING

Date	Opponent	ab	r	h	rbi	2b	3b	hr	tb	bb	ibb	sb	cs	hbp	sac	sf	gdp	k	po	a	e	lob	avg
Feb 13	at California	29	13	9	10	2	0	0	11	8	0	0	0	2	0	2	0	8	21	9	0	7	.310
Feb 14	at California	36	4	11	4	1	0	0	12	3	0	4	0	1	0	2	0	8	25	10	0	11	.308
Feb 14	at California	33	3	6	3	1	0	1	10	2	0	0	0	1	0	0	0	7	26	8	1	6	.265
Feb 16	CALIFORNIA	39	10	14	7	4	0	1	21	2	0	0	0	1	0	0	1	5	27	8	1	8	.292
Feb 18	SAN JOSE STATE	33	8	10	7	2	0	0	12	6	0	3	1	0	0	0	0	6	27	6	0	7	.294
Feb 20	UC DAVIS	28	5	8	5	3	0	0	11	5	0	2	1	0	0	2	1	9	27	10	1	6	.293
Feb 21	UC DAVIS	38	4	13	4	3	0	0	16	2	0	1	0	0	0	0	2	7	27	7	2	9	.301
Feb 22	UC DAVIS	36	8	10	8	3	0	1	16	5	0	0	0	1	0	1	0	9	27	9	0	8	.298
Feb 27	UNLV	37	4	8	4	5	0	0	13	6	0	5	0	1	0	0	0	11	30	8	0	10	.288
Feb 28	UNLV	33	5	9	3	3	1	0	14	7	0	1	1	2	0	0	2	11	27	6	0	10	.287
Mar 01	UNLV	27	5	8	4	1	0	0	9	6	0	0	0	0	1	3	1	7	27	11	1	8	.287
Mar 05	at Oklahoma	32	1	5	1	1	0	0	6	2	0	2	0	2	1	0	0	11	24	9	0	9	.277
Mar 07	at Oklahoma	29	0	4	0	1	0	0	5	0	0	0	1	0	0	0	1	10	24	6	0	2	.267
Mar 08	at Oklahoma	32	6	7	6	1	0	1	11	3	0	0	0	5	0	0	2	15	24	7	1	7	.264
Mar 10	PITTSBURGH	26	4	4	3	0	0	1	7	5	0	2	1	2	0	1	1	7	27	8	0	6	.258
Mar 13	UTAH TECH	32	8	13	8	2	0	2	21	4	0	1	1	0	1	2	1	4	27	8	0	7	.267
Mar 14	UTAH TECH	31	4	8	4	2	0	1	13	2	0	2	0	1	0	0	0	5	27	12	3	6	.267
Mar 15	UTAH TECH	35	5	7	5	2	0	0	9	5	1	0	0	1	0	1	0	8	30	9	0	8	.263
Mar 18	CONNECTICUT	36	5	12	3	3	2	0	19	3	0	1	1	1	0	0	2	15	27	17	2	8	.267
*Mar 20	at San Francisco	33	1	7	1	0	0	0	7	0	0	1	0	1	1	0	0	6	24	11	0	7	.264
*Mar 21	at San Francisco	32	1	5	1	1	1	0	8	4	0	0	0	1	0	0	0	5	24	8	0	9	.259
*Mar 22	at San Francisco	35	5	9	5	2	0	2	17	2	0	0	1	1	0	0	0	8	24	7	0	6	.259
Mar 24	SAN JOSE STATE	28	6	8	5	1	1	1	14	3	0	2	0	2	0	0	2	7	21	10	2	6	.260
*Mar 27	LMU	31	17	14	16	5	1	1	24	7	0	1	0	3	0	1	0	5	21	4	1	7	.268
*Mar 28	LMU	30	4	7	4	1	0	3	17	1	0	1	0	3	1	0	0	3	27	11	0	7	.266
*Mar 29	LMU	36	10	15	10	3	0	1	21	5	0	2	0	0	1	1	0	10	27	7	2	9	.273
Mar 30	SAN JOSE STATE	28	5	5	3	1	0	0	6	6	0	0	1	4	0	0	0	7	27	12	2	9	.270
*Apr 02	at San Diego	28	1	3	1	2	0	0	5	3	0	0	0	1	0	1	1	11	24	14	0	5	.265
*Apr 03	at San Diego	27	1	3	1	1	0	0	4	7	0	0	1	1	1	1	0	7	24	8	1	9	.260
*Apr 04	at San Diego	37	7	11	7	1	0	1	15	1	0	0	0	2	1	0	0	8	24	7	1	7	.262
Apr 06	CLEMSON	32	4	6	4	3	0	0	9	5	0	0	0	2	0	1	0	8	27	9	3	9	.259
*Apr 10	SAINT MARY'S	37	1	10	1	1	0	0	11	0	0	0	0	1	1	0	0	10	27	10	0	11	.260
*Apr 11	SAINT MARY'S	33	4	8	4	3	0	1	14	3	1	0	0	3	2	0	0	11	27	11	1	10	.259
*Apr 12	SAINT MARY'S	51	11	17	10	3	2	1	27	9	3	5	0	4	3	1	1	11	39	12	3	18	.262
Apr 15	at Stanford	30	2	2	2	0	0	0	2	1	0	1	0	1	1	0	0	8	27	6	1	4	.257
*Apr 17	at Pacific	29	1	4	1	0	0	0	4	5	0	0	0	1	0	1	2	9	24	7	1	8	.254
*Apr 18	at Pacific	35	3	9	3	2	1	0	13	3	0	0	0	2	0	1	0	7	24	6	1	11	.255
*Apr 19	at Pacific	31	1	5	1	1	0	0	6	2	0	1	1	2	0	0	0	10	24	10	0	7	.252
Apr 22	STANFORD	37	4	9	3	4	1	0	15	3	0	1	0	0	0	0	0	9	27	7	1	9	.252
*Apr 24	PORTLAND	29	6	9	6	4	0	1	16	3	0	0	0	2	2	0	2	6	27	11	0	6	.253
*Apr 25	PORTLAND	25	3	6	3	0	0	1	9	2	0	0	0	2	2	0	3	4	27	8	0	4	.253
*Apr 26	PORTLAND	34	1	4	1	1	0	0	5	2	0	0	0	0	1	0	1	7	30	9	0	6	.250
Apr 28	at Cal Poly	32	0	4	0	0	0	0	4	1	0	0	0	2	0	0	0	12	24	8	1	8	.247
*May 01	at Gonzaga	35	5	11	5	2	0	1	16	7	0	3	0	1	0	0	1	6	27	7	0	11	.248
*May 02	at Gonzaga	36	6	11	6	2	1	2	21	2	0	2	0	0	1	0	2	16	24	9	1	6	.250
*May 03	at Gonzaga	39	12	19	11	5	0	1	27	2	0	0	2	4	2	0	1	9	27	12	0	8	.256
May 05	CAL POLY	36	11	14	10	4	1	1	23	3	0	2	1	2	0	1	1	7	27	12	2	7	.259
*May 08	at Seattle	38	7	13	6	7	1	0	22	1	0	2	0	1	0	0	0	8	27	11	0	6	.261
*May 09	at Seattle	40	11	16	10	1	3	4	35	3	0	1	1	0	1	1	1	7	27	5	1	7	.264
*May 10	at Seattle	35	4	11	4	2	1	1	18	3	0	1	1	0	1	0	1	5	27	12	1	8	.266
*May 14	PEPPERDINE	32	10	13	8	3	1	1	21	1	0	4	0	1	0	0	0	10	21	4	1	5	.268
*May 15	PEPPERDINE	35	9	13	9	6	0	2	25	2	0	1	2	3	0	0	1	6	27	14	0	7	.270
*May 16	PEPPERDINE	27	3	5	3	1	0	2	12	2	0	1	0	4	1	0	1	4	27	15	1	7	.269
Totals		1755	279	472	254	113	18	36	729	180	5	56	18	78	26	24	35	430	1383	482	40	407	.269



TEAM GAME-BY-GAME PITCHING

Date	Opponent	ip	h	r	er	bb	so	2b	3b	hr	wp	bk	hbp	dp	ibb	score	w-l	sv	era
Feb 13	at California	7.0	7	2	2	2	9	3	0	0	1	1	0	1	0	13-2	1-0	1	2.57
Feb 14	at California	8.1	12	5	5	3	8	4	0	1	1	0	0	1	0	4-5	1-1	1	4.11
Feb 14	at California	8.2	6	4	4	6	11	3	0	1	3	0	0	1	0	3-4	1-2	1	4.12
Feb 16	CALIFORNIA	9.0	5	4	3	7	13	1	0	1	1	0	0	0	0	10-4	2-2	1	3.82
Feb 18	SAN JOSE STATE	9.0	9	6	5	7	12	2	0	0	3	0	2	1	0	8-6	3-2	2	4.07
Feb 20	UC DAVIS	9.0	4	2	2	7	13	1	0	0	0	0	0	0	0	5-2	4-2	3	3.71
Feb 21	UC DAVIS	9.0	9	6	5	3	8	0	0	2	0	0	1	0	0	4-6	4-3	3	3.90
Feb 22	UC DAVIS	9.0	10	13	13	8	10	2	0	3	1	0	1	2	0	8-13	4-4	3	5.09
Feb 27	UNLV	10.0	8	5	5	5	14	3	0	2	0	0	0	1	0	4-5	4-5	3	5.01
Feb 28	UNLV	9.0	9	8	8	4	11	4	0	1	1	0	1	0	0	5-8	4-6	3	5.32
Mar 01	UNLV	9.0	6	3	2	3	7	0	0	1	0	0	1	2	0	5-3	5-6	4	5.01
Mar 05	at Oklahoma	8.0	8	2	2	7	15	1	0	0	0	0	1	1	0	1-2	5-7	4	4.80
Mar 07	at Oklahoma	8.0	12	8	8	8	6	3	1	0	0	1	2	1	0	0-8	5-8	4	5.10
Mar 08	at Oklahoma	8.0	7	8	6	6	11	3	2	0	0	1	2	0	0	6-8	5-9	4	5.21
Mar 10	PITTSBURGH	9.0	5	3	3	8	7	1	0	1	2	0	0	1	0	4-3	6-9	5	5.05
Mar 13	UTAH TECH	9.0	2	1	1	4	15	0	0	1	1	0	1	1	0	8-1	7-9	5	4.79
Mar 14	UTAH TECH	9.0	4	1	0	2	7	0	0	0	1	0	0	1	0	4-1	8-9	6	4.50
Mar 15	UTAH TECH	10.0	9	4	4	5	6	0	0	3	0	1	1	0	0	5-4	9-9	6	4.44
Mar 18	CONNECTICUT	9.0	13	12	11	11	3	2	0	2	1	0	1	4	0	5-12	9-10	6	4.80
*Mar 20	at San Francisco	8.0	6	2	2	4	9	0	0	0	0	0	2	1	0	1-2	9-11	6	4.68
*Mar 21	at San Francisco	8.0	5	2	2	3	7	0	0	2	0	0	1	0	0	1-2	9-12	6	4.57
*Mar 22	at San Francisco	8.0	9	6	6	6	6	3	0	1	0	0	1	1	0	5-6	9-13	6	4.66
Mar 24	SAN JOSE STATE	7.0	16	18	13	3	5	3	1	4	0	1	1	0	0	6-18	9-14	6	5.09
*Mar 27	LMU	7.0	4	2	1	2	11	2	0	1	1	0	0	0	0	17-2	10-14	6	4.96
*Mar 28	LMU	9.0	3	2	2	6	7	1	0	1	0	0	0	1	0	4-2	11-14	7	4.84
*Mar 29	LMU	9.0	7	5	4	6	8	1	0	1	1	0	0	0	0	10-5	12-14	8	4.80
Mar 30	SAN JOSE STATE	9.0	5	3	2	3	10	2	0	0	0	0	0	1	0	5-3	13-14	9	4.69
*Apr 02	at San Diego	8.0	9	5	5	1	6	0	1	3	0	0	0	2	0	1-5	13-15	9	4.72
*Apr 03	at San Diego	8.0	11	6	5	3	9	2	0	1	3	0	1	0	0	1-6	13-16	9	4.75
*Apr 04	at San Diego	8.0	13	13	13	5	9	4	1	4	1	0	2	0	0	7-13	13-17	9	5.06
Apr 06	CLEMSON	9.0	8	6	5	4	12	2	0	1	0	0	1	0	0	4-6	13-18	9	5.06
*Apr 10	SAINT MARY'S	9.0	10	8	8	4	9	3	0	0	2	0	2	1	0	1-8	13-19	9	5.16
*Apr 11	SAINT MARY'S	9.0	13	8	7	2	10	3	0	0	0	0	1	0	0	4-8	13-20	9	5.22
*Apr 12	SAINT MARY'S	13.0	19	15	11	9	13	5	1	4	1	0	1	2	0	11-15	13-21	9	5.32
Apr 15	at Stanford	9.0	4	1	1	9	12	0	0	0	2	0	0	0	0	2-1	14-21	10	5.19
*Apr 17	at Pacific	8.0	7	3	2	4	9	1	0	1	1	0	1	0	0	1-3	14-22	10	5.12
*Apr 18	at Pacific	8.0	9	6	3	1	7	2	0	2	0	0	0	0	0	3-6	14-23	10	5.07
*Apr 19	at Pacific	8.0	11	7	7	2	3	4	0	1	1	0	2	1	0	1-7	14-24	10	5.14
Apr 22	STANFORD	9.0	9	6	6	9	6	1	0	2	0	1	0	2	0	4-6	14-25	10	5.17
*Apr 24	PORTLAND	9.0	5	3	3	6	10	2	0	0	0	0	1	1	0	6-3	15-25	10	5.11
*Apr 25	PORTLAND	9.0	1	1	1	2	9	0	0	0	0	0	0	1	0	3-1	16-25	11	5.01
*Apr 26	PORTLAND	10.0	11	3	3	4	9	3	0	0	0	0	2	1	1	1-3	16-26	11	4.94
Apr 28	at Cal Poly	8.0	12	7	7	1	6	5	0	1	0	0	1	0	0	0-7	16-27	11	5.01
*May 01	at Gonzaga	9.0	7	3	3	7	11	1	0	2	1	0	0	0	0	5-3	17-27	12	4.96
*May 02	at Gonzaga	8.0	14	7	7	3	6	3	0	2	1	0	0	0	0	6-7	17-28	12	5.02
*May 03	at Gonzaga	9.0	6	4	4	1	5	0	0	1	0	0	0	1	0	12-4	18-28	12	4.99
May 05	CAL POLY	9.0	8	4	4	8	8	3	0	0	0	0	2	1	0	11-4	19-28	12	4.97
*May 08	at Seattle	9.0	8	1	1	4	9	2	0	0	2	0	1	4	0	7-1	20-28	12	4.89
*May 09	at Seattle	9.0	9	4	4	2	9	0	0	1	0	0	0	0	0	11-4	21-28	13	4.87
*May 10	at Seattle	9.0	6	2	2	7	8	2	0	0	0	0	0	2	0	4-2	22-28	13	4.81
*May 14	PEPPERDINE	7.0	4	0	0	3	14	2	0	0	1	0	0	1	0	10-0	23-28	13	4.73
*May 15	PEPPERDINE	9.0	8	2	2	2	3	2	0	1	0	0	1	2	0	9-2	24-28	13	4.68
*May 16	PEPPERDINE	9.0	5	2	2	2	6	2	0	1	0	0	0	0	0	3-2	25-28	14	4.63
Totals		461.0	427	264	237	244	467	99	7	57	34	6	38	44	1	279-264	25-28	14	4.63



OVERALL SEASON STATISTICS

Record: 25-28 Home: 18-12 Away: 7-16 WCC: 13-14

Player	avg	gp-gs	ab	r	h	2b	3b	hr	rbi	tb	slg%	bb	hp	so	gdp	ob%	sf	sh	sb-att	po	a	e	fld%	
3 CLEARY, Ben	.364	48-46	173	39	63	10	0	5	30	88	.509	24	6	23	6	.456	1	3	8-10	61	114	9	.951	
17 ANDERSON, Will	.298	53-50	191	18	57	15	1	1	33	77	.403	12	5	40	2	.347	5	3	4-5	388	18	5	.988	
14 ROSS, Max	.294	47-43	163	22	48	14	2	4	35	78	.479	19	11	34	3	.400	2	0	5-7	42	1	1	.977	
24 DEVINE, Luke	.294	44-39	153	23	45	8	1	3	26	64	.418	10	10	39	4	.367	4	1	7-11	80	3	0	1.000	
7 FERROGGIARO, Thoma	.231	52-48	182	47	42	11	0	4	15	65	.357	33	7	30	4	.368	1	4	5-7	93	125	5	.978	

22 LUETZOW, Johnny	.336	38-35	128	23	43	10	0	4	25	65	.508	10	12	21	3	.425	3	2	4-6	282	20	4	.987	
18 VISKOVICH, Bryant	.333	15-8	24	1	8	0	0	1	6	11	.458	3	0	9	0	.407	0	0	2-3	4	0	0	1.000	
12 MEDICOFF, Tate	.303	26-23	76	12	23	8	1	6	23	51	.671	8	4	33	1	.393	1	0	0-1	13	0	1	.929	
1 LAMBERT, Payton	.259	38-22	85	17	22	6	4	0	9	36	.424	8	3	21	0	.337	2	4	4-4	39	2	0	1.000	
20 GARCIA, Mateo	.258	47-31	120	19	31	16	2	1	13	54	.450	12	8	23	3	.359	2	1	0-0	33	7	1	.976	
27 RAYMENT, Andrew	.258	47-38	128	18	33	6	4	1	8	50	.391	11	3	43	1	.329	1	3	12-13	79	1	0	1.000	
52 WALSH, Waylon	.221	39-32	104	15	23	1	1	4	14	38	.365	11	2	39	3	.305	1	0	2-4	17	48	2	.970	
10 FUJIMOTO, Hunter	.217	20-6	23	3	5	1	0	0	4	6	.261	2	1	6	0	.308	0	0	0-0	11	0	0	1.000	
8 TIENDAS, Matthew	.176	12-4	17	0	3	1	1	0	0	6	.353	0	1	1	0	.222	0	0	0-0	6	0	1	.857	
51 WHEELER, Mace	.171	22-12	35	3	6	0	0	0	2	6	.171	5	0	11	0	.268	1	1	0-0	107	11	1	.992	
21 CUNNINGHAM, Kai	.154	9-6	13	2	2	0	0	0	2	4	.308	3	0	2	1	.313	0	4	0-0	12	21	1	.971	
54 SOS, Camden	.147	42-24	95	13	14	4	1	2	8	26	.274	6	4	40	2	.229	0	0	3-3	19	47	1	.985	
15 CARSTON, Koen	.136	16-7	22	1	3	0	0	0	1	3	.136	2	1	4	1	.240	0	0	0-0	69	4	1	.986	
2 FILTER, Russ	.053	17-3	19	3	1	0	0	0	0	1	.053	1	0	8	0	.100	0	0	0-0	15	11	2	.929	
41 BANNING, Trevor	.000	4-0	4	0	0	0	0	0	0	0	.000	0	0	3	1	.000	0	0	0-0	1	0	2	.333	
Totals	.269	53	1755	279	472	113	18	36	254	729	.415	180	78	430	35	.358	24	26	56-74	1383	482	40	.979	
Opponents	.246	53	1735	264	427	99	7	57	249	711	.410	244	38	467	33	.348	18	21	40-49	1377	486	39	.979	

LOB - Team (407), Opp (409). DPs turned - Team (44), Opp (38). IBB - Team (5), ANDERSON 2, DEVINE 1, MEDICOFF 1, ROSS 1, Opp (1). Picked off - ANDERSON 2, SOS 1, LAMBERT 1, WALSH 1, VISKOVICH 1, DEVINE 1, CARSTON 1, RAYMENT 1.

(All games Sorted by Earned run avg)

Player	era	w-l	app	gs	cg	sho	sv	ip	h	r	er	bb	so	2b	3b	hr	b/avg	wp	hp	bks	sfa	sha		
45 BAYLES, Max	2.45	5-3	14	14	0	0/1	0	69.2	48	20	19	40	102	12	0	5	.193	10	1	1	1	4		
36 GILLMORE, Jace	3.84	4-4	14	14	0	0/0	0	65.2	55	33	28	22	59	12	2	11	.223	2	4	1	3	2		

30 PADILLA, Bryce	0.00	0-0	1	0	0	0/0	0	1.0	1	0	0	1	0	0	0	0	.333	0	0	0	0	0		
41 BANNING, Trevor	0.57	1-0	12	2	0	0/0	0	15.2	11	6	1	13	11	2	0	1	.196	1	0	1	0	2		
48 JOHNSON, Josh	3.00	2-1	19	0	0	0/0	1	27.0	24	10	9	10	35	4	1	3	.238	3	0	0	0	0		
29 ALLEMAN, Tyler	3.86	2-1	17	8	0	0/0	1	35.0	34	15	15	18	27	6	0	3	.248	3	5	0	1	0		
23 RUDEN, Chase	3.86	0-0	5	0	0	0/0	0	9.1	2	4	4	4	9	0	0	0	.067	0	2	0	0	0		
43 MEYN, RJ	3.92	3-3	20	0	0	0/0	4	41.1	40	19	18	18	42	14	0	3	.260	0	1	1	0	2		
37 LANZ, Cooper	4.18	2-4	16	1	0	0/0	3	32.1	35	16	15	17	34	11	2	3	.282	2	2	0	0	3		
38 CHOW, Nick	4.56	1-2	16	1	0	0/1	0	23.2	21	13	12	15	24	5	0	4	.231	1	4	1	0	0		
34 BRAGA, Vincent	4.66	0-1	16	0	0	0/0	0	19.1	19	13	10	6	13	6	0	2	.253	1	7	0	1	2		
40 SCHREIBER, Sebastian	5.59	1-1	12	0	0	0/0	0	9.2	9	6	6	6	10	1	0	0	.257	1	2	0	3	0		
46 HARGETT, Hunter	5.82	0-3	15	0	0	0/0	5	17.0	14	11	11	4	22	4	0	2	.226	0	2	0	0	1		
44 LAZARK, Jack	6.75	1-1	11	0	0	0/0	0	14.2	15	11	11	6	10	2	0	4	.273	0	0	0	2	1		
19 DOTOLI, Brayden	6.88	2-0	12	1	0	0/0	0	17.0	18	13	13	7	15	3	0	4	.269	0	1	0	0	1		
13 COOK, Jackson	7.22	1-1	12	8	0	0/0	0	28.2	33	25	23	20	23	7	1	5	.300	1	4	0	0	2		
11 REIMERS, Max	7.50	0-0	8	0	0	0/0	0	6.0	5	5	5	9	8	1	0	0	.250	6	0	0	0	1		
33 AIVAZIAN, Robert	10.80	0-1	5	3	0	0/0	0	5.0	3	8	6	11	5	1	0	1	.158	1	0	1	0	0		
31 HABERMANN, Andrew	12.67	0-2	11	0	0	0/0	0	16.1	31	25	23	8	11	6	1	4	.419	1	2	0	5	0		
16 GARGASZ, Tate	13.50	0-0	1	0	0	0/0	0	1.1	2	2	2	1	0	0	0	0	.400	0	0	0	1	0		
5 STEWART, Henry	15.19	0-0	5	1	0	0/0	0	5.1	7	9	9	8	7	2	0	2	.333	1	1	0	1	0		
Totals	4.63	25-28	53	53	0	1/1	14	461.0	427	264	237	244	467	99	7	57	.246	34	38	6	18	21		
Opponents	5.06	28-25	53	53	0	2/2	17	459.0	472	279	258	180	430	113	18	36	.269	36	78	7	24	26		

PB - Team (7), CARSTON 3, LUETZOW 3, WHEELER 1, Opp (5). Pickoffs - Team (2), LANZ 1, MEYN 1, Opp (9). SBA/ATT - LUETZOW (21-28), WHEELER (10-11), CARSTON (8-9), BAYLES (6-8), COOK (3-6), DOTOLI (4-4), LAZARK (3-4), GILLMORE (4-4), CHOW (2-3), HABERMANN (2-2), HARGETT (2-2), RUDEN (2-2), ALLEMAN (2-2), AIVAZIAN (2-2), BANNING (2-2), LANZ (1-2), SCHREIBER (1-1), MEYN (1-1), BRAGA (1-1), REIMERS (1-1), STEWART (1-1), JOHNSON (0-1), FILTER (1-1).



CONFERENCE-ONLY STATISTICS

Record: 13-14 Home: 8-4 Away: 5-10 WCC: 13-14

Player	avg	gp-gs	ab	r	h	2b	3b	hr	rbi	tb	slg%	bb	hp	so	gdp	ob%	sf	sh	sb-att	po	a	e	fld%	
22 LUETZOW, Johnny	.354	24-23	82	12	29	4	0	3	14	42	.512	6	10	13	3	.446	3	1	3-5	179	13	1	.995	
3 CLEARY, Ben	.348	26-24	92	15	32	6	0	3	17	47	.511	9	5	14	2	.434	0	3	3-5	35	68	3	.972	
24 DEVINE, Luke	.333	21-21	87	14	29	5	1	3	15	45	.517	2	3	19	2	.370	0	1	4-5	39	1	0	1.000	
27 RAYMENT, Andrew	.289	24-22	76	10	22	3	4	1	6	36	.474	7	1	23	1	.357	0	2	6-7	44	1	0	1.000	
14 ROSS, Max	.280	23-20	82	10	23	6	1	3	17	40	.488	7	3	18	1	.359	0	0	0-0	22	1	0	1.000	
17 ANDERSON, Will	.274	27-27	106	9	29	10	1	0	18	41	.387	7	3	23	1	.331	2	2	2-2	212	10	2	.991	
7 FERROGGIARO, Thoma	.245	27-25	94	26	23	8	0	4	11	43	.457	15	4	14	3	.372	0	4	1-2	52	65	3	.975	

12 MEDICOFF, Tate	.385	9-8	26	4	10	2	1	2	6	20	.769	3	3	8	0	.500	0	0	0-1	0	0	0	.000	
15 CARSTON, Koen	.333	3-1	3	0	1	0	0	0	0	1	.333	0	0	0	0	.333	0	0	0-0	11	0	0	1.000	
1 LAMBERT, Payton	.304	21-14	56	11	17	5	2	0	5	26	.464	4	2	13	0	.365	1	4	3-3	25	0	0	1.000	
20 GARCIA, Mateo	.254	25-17	59	12	15	7	1	1	6	27	.458	8	5	11	1	.384	1	1	0-0	17	1	1	.947	
18 VISKOVICH, Bryant	.231	7-5	13	1	3	0	0	1	5	6	.462	1	0	4	0	.286	0	0	1-2	0	0	0	.000	
51 WHEELER, Mace	.222	6-3	9	0	2	0	0	0	2	2	.222	2	0	3	0	.333	1	0	0-0	31	2	0	1.000	
54 SOS, Camden	.220	19-11	41	6	9	3	1	1	4	17	.415	3	3	15	0	.319	0	0	1-1	7	21	0	1.000	
52 WALSH, Waylon	.206	22-18	63	10	13	1	0	4	11	26	.413	7	1	24	3	.296	0	0	2-2	10	30	0	1.000	
2 FILTER, Russ	.125	6-1	8	2	1	0	0	0	0	1	.125	0	0	3	0	.125	0	0	0-0	4	4	1	.889	
21 CUNNINGHAM, Kai	.000	4-3	5	1	0	0	0	0	1	0	.000	1	0	2	1	.167	0	4	0-0	5	10	1	.938	
10 FUJIMOTO, Hunter	.000	7-0	4	2	0	0	0	0	0	0	.000	0	1	1	0	.200	0	0	0-0	1	0	0	1.000	
8 TIENDAS, Matthew	.000	3-0	3	0	0	0	0	0	0	0	.000	0	0	0	0	.000	0	0	0-0	0	0	0	.000	
41 BANNING, Trevor	.000	1-0	1	0	0	0	0	0	0	0	.000	0	0	1	0	.000	0	0	0-0	1	0	2	.333	
Totals	.284	27	910	145	258	60	12	26	138	420	.462	82	44	209	18	.368	8	22	26-35	702	250	16	.983	
Opponents	.249	27	884	122	220	50	3	30	114	366	.414	101	19	222	18	.337	4	14	11-17	709	267	16	.984	

LOB - Team (212), Opp (198). DPs turned - Team (22), Opp (21). IBB - Team (4), ANDERSON 2, ROSS 1, DEVINE 1, Opp (1). Picked off - SOS 1, VISKOVICH 1.

(WCC games only Sorted by Earned run avg)

Player	era	w-l	app	gs	cg	sho	sv	ip	h	r	er	bb	so	2b	3b	hr	b/avg	wp	hp	bks	sfa	sha
45 BAYLES, Max	2.68	3-3	9	9	0	0/1	0	47.0	37	15	14	25	63	10	0	3	.216	8	0	0	1	4
36 GILLMORE, Jace	3.63	3-2	9	9	0	0/0	0	44.2	37	22	18	16	40	6	1	9	.220	1	3	0	1	1

31 HABERMANN, Andrew	0.00	0-0	1	0	0	0/0	0	1.0	0	0	0	0	0	0	0	0	.000	0	0	0	0	0
41 BANNING, Trevor	1.50	1-0	6	0	0	0/0	0	6.0	8	6	1	5	3	1	0	1	.320	1	0	0	0	2
44 LAZARK, Jack	1.50	0-0	3	0	0	0/0	0	6.0	3	1	1	0	5	1	0	1	.150	0	0	0	1	1
37 LANZ, Cooper	2.42	1-1	9	1	0	0/0	2	26.0	20	8	7	9	27	4	1	2	.217	1	2	0	0	3
48 JOHNSON, Josh	4.05	2-1	11	0	0	0/0	1	20.0	19	9	9	7	22	2	1	3	.250	0	0	0	0	0
43 MEYN, RJ	4.18	2-1	11	0	0	0/0	1	23.2	21	11	11	9	20	9	0	2	.244	0	1	0	0	0
29 ALLEMAN, Tyler	4.79	1-1	8	6	0	0/0	0	20.2	21	11	11	8	12	4	0	3	.256	1	3	0	0	0
19 DOTOLI, Brayden	6.23	0-0	2	0	0	0/0	0	4.1	4	3	3	1	3	1	0	1	.250	0	1	0	0	1
40 SCHREIBER, Sebastian	6.75	0-0	4	0	0	0/0	0	2.2	5	2	2	1	1	0	0	0	.417	0	1	0	1	0
38 CHOW, Nick	6.97	0-2	8	0	0	0/1	0	10.1	11	8	8	7	8	4	0	2	.268	1	0	0	0	0
13 COOK, Jackson	8.10	0-0	6	2	0	0/0	0	13.1	20	12	12	8	10	5	0	2	.357	0	2	0	0	1
46 HARGETT, Hunter	13.50	0-2	6	0	0	0/0	2	6.0	9	9	9	2	7	2	0	1	.360	0	2	0	0	1
34 BRAGA, Vincent	16.20	0-1	4	0	0	0/0	0	1.2	5	3	3	0	0	1	0	0	.556	1	4	0	0	0
11 REIMERS, Max	27.00	0-0	2	0	0	0/0	0	0.2	0	2	2	3	1	0	0	0	.000	2	0	0	0	0
Totals	4.23	13-14	27	27	0	1/1	6	234.0	220	122	110	101	222	50	3	30	.249	16	19	0	4	14
Opponents	5.18	14-13	27	27	0	0/0	10	236.1	258	145	136	82	209	60	12	26	.284	14	44	2	8	22

PB - Team (1), LUETZOW 1, Opp (3). Pickoffs - Team (1), MEYN 1, Opp (2). SBA/ATT - LUETZOW (9-15), CHOW (2-3), BAYLES (2-3), COOK (1-3), BANNING (2-2), LANZ (0-1), JOHNSON (0-1), GILLMORE (1-1), LAZARK (1-1), CARSTON (1-1), WHEELER (1-1), ALLEMAN (1-1), HARGETT (1-1).



RESULTS

Date	Opponent	Score	Inns	Overall	WCC	Pitcher of record	Attend	Time
Feb 13, 2026	at California	w 13-2	7	1-0-0	0-0-0	BAYLES (W 1-0)	648	2:51
Feb 14, 2026	at California-1	L 4-5	9	1-1-0	0-0-0	LANZ (L 0-1)	-	3:00
Feb 14, 2026	at California-2	L 3-4	9	1-2-0	0-0-0	SCHREIBER (L 0-1)	728	3:01
Feb 16, 2026	CALIFORNIA	w 10-4	9	2-2-0	0-0-0	CHOW (W 1-0)	480	3:05
Feb 18, 2026	SAN JOSE STATE	w 8-6	9	3-2-0	0-0-0	DOTOLI (W 1-0)	250	3:42
Feb 20, 2026	UC DAVIS	w 5-2	9	4-2-0	0-0-0	MEYN (W 1-0)	420	2:53
Feb 21, 2026	UC DAVIS	L 4-6	9	4-3-0	0-0-0	LANZ (L 0-2)	456	3:04
Feb 22, 2026	UC DAVIS	L 8-13	9	4-4-0	0-0-0	COOK (L 0-1)	507	3:28
Feb 27, 2026	UNLV	L 4-5	(10)	4-5-0	0-0-0	HARGETT (L 0-1)	373	3:22
Feb 28, 2026	UNLV	L 5-8	9	4-6-0	0-0-0	GILLMORE (L 0-1)	305	3:10
Mar 01, 2026	UNLV	w 5-3	9	5-6-0	0-0-0	COOK (W 1-1)	307	2:39
Mar 05, 2026	at #14 Oklahoma	L 1-2	9	5-7-0	0-0-0	MEYN (L 1-1)	1309	3:03
Mar 07, 2026	at #14 Oklahoma	L 0-8	9	5-8-0	0-0-0	GILLMORE (L 0-2)	1322	2:38
Mar 08, 2026	at #14 Oklahoma	L 6-8	9	5-9-0	0-0-0	LANZ (L 0-3)	1278	3:16
Mar 10, 2026	PITTSBURGH	w 4-3	9	6-9-0	0-0-0	LAZARK (W 1-0)	277	2:35
Mar 13, 2026	UTAH TECH	w 8-1	9	7-9-0	0-0-0	BAYLES (W 2-0)	365	2:37
Mar 14, 2026	UTAH TECH	w 4-1	9	8-9-0	0-0-0	GILLMORE (W 1-2)	333	2:31
Mar 15, 2026	UTAH TECH	w 5-4	(10)	9-9-0	0-0-0	LANZ (W 1-3)	338	3:24
Mar 18, 2026	CONNECTICUT	L 5-12	9	9-10-0	0-0-0	LAZARK (L 1-1)	387	3:05
* Mar 20, 2026	at San Francisco	L 1-2	9	9-11-0	0-1-0	BRAGA (L 0-1)	222	2:39
* Mar 21, 2026	at San Francisco	L 1-2	9	9-12-0	0-2-0	GILLMORE (L 1-3)	248	2:45
* Mar 22, 2026	at San Francisco	L 5-6	9	9-13-0	0-3-0	MEYN (L 1-2)	223	3:20
Mar 24, 2026	SAN JOSE STATE	L 6-18	7	9-14-0	0-3-0	AIVAZIAN (L 0-1)	419	2:42
* Mar 27, 2026	LMU	w 17-2	7	10-14-0	1-3-0	BAYLES (W 3-0)	435	2:39
* Mar 28, 2026	LMU	w 4-2	9	11-14-0	2-3-0	JOHNSON (W 1-0)	364	2:31
* Mar 29, 2026	LMU	w 10-5	9	12-14-0	3-3-0	BANNING (W 1-0)	537	3:17
Mar 30, 2026	SAN JOSE STATE	w 5-3	9	13-14-0	3-3-0	ALLEMAN (W 1-0)	341	3:09
* Apr 02, 2026	at San Diego	L 1-5	9	13-15-0	3-4-0	LANZ (L 1-4)	519	2:21
* Apr 03, 2026	at San Diego	L 1-6	9	13-16-0	3-5-0	BAYLES (L 3-1)	650	2:49
* Apr 04, 2026	at San Diego	L 7-13	9	13-17-0	3-6-0	GILLMORE (L 1-4)	554	2:46
Apr 06, 2026	CLEMSON	L 4-6	9	13-18-0	3-6-0	MEYN (L 1-3)	513	3:03
* Apr 10, 2026	SAINT MARY'S	L 1-8	9	13-19-0	3-7-0	BAYLES (L 3-2)	467	2:58
* Apr 11, 2026	SAINT MARY'S	L 4-8	9	13-20-0	3-8-0	HARGETT (L 0-2)	402	3:15
* Apr 12, 2026	SAINT MARY'S	L 11-15	(13)	13-21-0	3-9-0	CHOW (L 1-1)	523	5:15
Apr 15, 2026	at Stanford	w 2-1	9	14-21-0	3-9-0	SCHREIBER (W 1-1)	1171	2:56
* Apr 17, 2026	at Pacific	L 1-3	9	14-22-0	3-10-0	BAYLES (L 3-3)	706	2:31
* Apr 18, 2026	at Pacific	L 3-6	9	14-23-0	3-11-0	JOHNSON (L 1-1)	710	2:30
* Apr 19, 2026	at Pacific	L 1-7	9	14-24-0	3-12-0	ALLEMAN (L 1-1)	529	2:28
Apr 22, 2026	STANFORD	L 4-6	9	14-25-0	3-12-0	HABERMANN (L 0-1)	585	3:13
* Apr 24, 2026	PORTLAND	w 6-3	9	15-25-0	4-12-0	MEYN (W 2-3)	282	2:39
* Apr 25, 2026	PORTLAND	w 3-1	9	16-25-0	5-12-0	GILLMORE (W 2-4)	293	2:27
* Apr 26, 2026	PORTLAND	L 1-3	(10)	16-26-0	5-13-0	HARGETT (L 0-3)	379	2:59
Apr 28, 2026	at Cal Poly	L 0-7	9	16-27-0	5-13-0	HABERMANN (L 0-2)	1352	2:25
* May 01, 2026	at Gonzaga	w 5-3	9	17-27-0	6-13-0	JOHNSON (W 2-1)	847	3:18
* May 02, 2026	at Gonzaga	L 6-7	9	17-28-0	6-14-0	CHOW (L 1-2)	814	3:00
* May 03, 2026	at Gonzaga	w 12-4	9	18-28-0	7-14-0	LANZ (W 2-4)	763	2:44
May 05, 2026	CAL POLY	w 11-4	9	19-28-0	7-14-0	DOTOLI (W 2-0)	503	3:44
* May 08, 2026	at Seattle	w 7-1	9	20-28-0	8-14-0	BAYLES (W 4-3)	102	2:56
* May 09, 2026	at Seattle	w 11-4	9	21-28-0	9-14-0	GILLMORE (W 3-4)	253	3:03
* May 10, 2026	at Seattle	w 4-2	9	22-28-0	10-14-0	MEYN (W 3-3)	215	2:45
* May 14, 2026	PEPPERDINE	w 10-0	7	23-28-0	11-14-0	BAYLES (W 5-3)	602	2:30
* May 15, 2026	PEPPERDINE	w 9-2	9	24-28-0	12-14-0	GILLMORE (W 4-4)	726	2:34
* May 16, 2026	PEPPERDINE	w 3-2	9	25-28-0	13-14-0	ALLEMAN (W 2-1)	592	2:12

* = Conference game

() extra inning game