



BASKETBALL

Sunday, March 8, 2026

No. 3 Santa Clara (24-7, 15-3) vs. No. 6 Pacific/No. 7 Seattle U. Las Vegas • Orleans Arena • 8:00 p.m. PT

TV/Streaming: ESPN2
Dave Flemming (pxp), Sean Farnham (analyst)

Audio: Sidearm Streaming
Anthony Passarelli (pxp), Henry Caruso (analyst)

Live Stats: santaclara.statbroadcast.com

Schedule/Results

Date	Opponent	TV Info	Time (PT)
Nov. 4	Cal Poly Humboldt	ESPN+	W, 83-53
Nov. 7	McNeese State	ESPN+	W, 79-67
Nov. 10	at Xavier	FS1	W, 87-68
Nov. 15	Nevada	ESPN+	W, 98-83
Nov. 18	Idaho State	ESPN+	W, 64-55
Nov. 21	Louisiana	ESPN+	W, 80-43
Nov. 27	vs. Saint Louis%	CBSSN	L, 70-71
Nov. 28	vs. Minnesota%	truTV	W, 86-75
Dec. 3	Utah Tech	ESPN+	W, 90-80
Dec. 6	at New Mexico	MW Network	L, 71-98
Dec. 13	vs. Arizona State^	TNT Sports	L, 79-82
Dec. 17	vs. North Texas#	BallerTV	W, 63-60
Dec. 20	Loyola Chicago#	BallerTV	L, 78-80
Dec. 28	at Oregon State*	ESPN+	W, 102-64
Dec. 30	at Portland*	ESPN+	W, 92-85
Jan. 2	Pepperdine*	ESPN+	W, 82-63
Jan. 4	San Diego*	ESPN+	W, 98-70
Jan. 8	at Gonzaga*	ESPN2	L, 77-89
Jan. 10	LMU*	ESPN+	W, 103-72
Jan. 14	Pacific*	ESPN+	W, 85-69
Jan. 17	Saint Mary's*	ESPN+	W, 62-54
Jan. 24	at San Diego*	ESPN+	W, 85-73
Jan. 28	San Francisco*	CBSSN	W, 88-73
Jan. 31	at LMU*	ESPN+	W, 104-73
Feb. 4	at Pacific*	ESPN+	W, 71-56
Feb. 7	at Washington State*	ESPN+	W, 96-92
Feb. 11	Seattle*	ESPN+	W, 84-72
Feb. 14	Gonzaga*	ESPN	L, 86-94
Feb. 21	at San Francisco*	CBSSN	W, 94-73
Feb. 25	at Saint Mary's*	CBSSN	L, 67-86
Feb. 28	Oregon State*	CBSSN	W, 93-72
Mar. 5-10	WCC Tournament+	TBD	TBD

Home games in **BOLD** and played at Leavey Center
Times are Pacific and subject to change
* West Coast Conference
% Acrisure Invitational (PalM Springs, Calif.)
^ Jack Jones Classic (Henderson, Nev.)
Santa Cruz, Calif.
+ Las Vegas

Connecting with the Broncos

Twitter: _____ @SCUBroncos, @SantaClaraHoops
Instagram: _____ SCUBroncos, SantaClaraHoops
Facebook: _____ SantaClaraBroncos, SantaClaraHoops



Santa Clara
24-7, 15-3
Head Coach:
Herb Sendek (10th)



Pacific
17-14, 8-10
Head Coach:
Dave Smart (10th)

Series History..... Santa Clara leads 110-47
Last Meeting/Win..... Feb. 4, 2026 | W, 71-56
Last 10 Games..... Santa Clara leads 9-1
In WCC Tournament..... Santa Clara leads 2-0



Santa Clara
24-7, 15-3
Head Coach:
Herb Sendek (10th)



Seattle U.
20-12, 8-10
Head Coach:
Chris Victor (5th)

Series History..... Seattle U. leads 16-12
Last Meeting/Win..... Feb. 11, 2026 | W, 84-72
Last 10 Games..... Santa Clara leads 6-4
In WCC Tournament..... First Meeting

BRONCOS AT A GLANCE

- Santa Clara is a top-four seed in the WCC Tournament for the fifth-straight year and is the No. 3 seed for the third time since 2021-22.
- The Broncos set a program record for conference victories with a 15-3 mark in league play.
- SCU's 24 regular-season wins are the second-most in program history. They are also tied for third-most victories overall (regular and postseason) in program history.
- Santa Clara had the top scoring offense in the WCC in conference play at 87.2 ppg. They rank second in the league over all games at 83.8 ppg - currently on pace to be the highest scoring average in program history.
- Herb Sendek is one of just three coaches in NCAA Division 1 history to win conference coach of the year honors in four different conferences.
- Allen Graves was voted as the WCC's Freshman and Sixth Man of the Year.
- Three Broncos were named First Team All-WCC, tied for the most first team honorees in program history.
- A total of 10 Broncos won WCC Player or Freshman of the Week honors this season.
- Graves won Freshman of the Week honors six times - the most player/freshman of the week honors in a single season in program history.
- The Broncos are looking to advance to the WCC Tournament semifinal round for the fourth time over the last six seasons.
- SCU is looking for their third 25-win season in program history.

Projected Starting Lineup



#0 Knapper	#1 Hammond	#8 Mahi	#44 Ensminger	#12 Oboye
8.3 ppg	15.9 ppg	14.0 ppg	6.4 ppg	8.3 ppg
2.0 rpg	2.9 rpg	4.5 rpg	5.6 rpg	4.3 rpg
2.5 apg	2.4 apg	2.7 apg	3.0 apg	0.6 apg

Roster Breakdown

By Class


Graduates (1)	Reyna*
Seniors (4)	Knapper, Mahi, Douyon*, Yarusso*
Juniors (2)	Ensminger, Darlan
Sophomores (4)	Hammond, Normand, Oboye, Tadjjo
Freshmen (6)	Badibanga, Chukwudebelu, Cochran, Longcor Gavaluyogov, Graves

* walk-on

By State/Country

Texas (4)	Chukwudebelu, Normand, Oboye, Reyna
Canada (2)	Mahi, Tadjjo
Illinois (2)	Longcor, Yarusso
Bulgaria (1)	Gavaluyogov
California (1)	Douyon
Central African Republic (1)	Darlan
Colorado (1)	Hammond
France (1)	Badibanga
Germany (1)	Ensminger
Louisiana (1)	Graves
Pennsylvania (1)	Cochran
West Virginia (1)	Knapper

Santa Clara Style Guide



Nickname _____ Broncos
 Colors _____ Red (202 C) and White
 Abbreviation _____ SCU

Please refer to all Santa Clara Athletics programs as "Santa Clara" or "Broncos".

SERIES HISTORY VS. PACIFIC/SEATTLE U.

Santa Clara leads the all-time series against Pacific 110-47 and has taken nine of the last 10 meetings. The Broncos are 2-0 against the Tigers this season and also 2-0 in the previous two meetings in the WCC Tournament. The last time the teams squared off in Vegas was in the 2021 quarterfinal where the Broncos won 81-76.

Seattle controls the series historically at 16-12, however prior to this season the teams had not met since 1987. The Broncos won the lone regular-season match up this year.

THIS SEASON AGAINST THE TIGERS/REDHAWKS

The Broncos swept Pacific in the regular-season series beginning with an 85-69 win in Leavey Center on Jan. 14. The Tigers gave SCU all they could handle in the first half with the Broncos holding just a two-point lead at the break, however Santa Clara won the second half 41-27 to cruise to the victory. Christian Hammond (18), Allen Graves (17) and Elijah Mahi (15) led the way with 15-plus scoring efforts.

It was a tight game at the half yet again when the teams revisited in Stockton on Feb. 4, with SCU holding a 30-26 advantage. The Broncos finally mounted a double-digit lead in the final six minutes of the game to hold on for the 71-56 victory despite the Tigers holding SCU well below their season scoring average. Four Broncos scored in double figures led by 13 points from Jake Ensminger.

Santa Clara and Seattle faced off just one time in the regular season, doing so on Feb. 11 in Leavey Center. The Broncos led by four at the half and continued to lead the rest of the night despite the Redhawks constantly answering to keep the pressure on. Sash Gavaluyogov came off the bench to score 21 points (5-9 3PT) to lead the way.

LAST TIME OUT

Santa Clara closed out the regular season on a high note with a 93-72 victory over Oregon State on senior night. Five Broncos scored in double figures led by a 19-point effort from senior Brenton Knapper in his final regular-season game at Leavey Center. Allen Graves chipped in 14 points in just 13 minutes of action while Elijah Mahi (12), Bukky Oboye (11) and KJ Cochran (10) also scored 10 or more. Jake Ensminger had an outstanding night of his own with eight points, 10 rebounds and a career-high seven assists. SCU knocked down 13 3-pointers, dished out 22 assists and outrebounded the Beavers 41-29 with 19 boards off the offensive glass.

A LOOK AT THE RESUME

Santa Clara is making a strong case for their return to the NCAA Tournament for the first time in 30 years. The Broncos are 24-7 overall and racked up a program-record 15 conference victories to take third-place in the WCC. They currently rank 41st in the NET, 39th in KenPom and 43rd in wins above the bubble (WAB), and hold an 8-6 combined record in quad 1 and 2 games.

LOOKING BACK AT THE REGULAR SEASON

With a 24-7 record, Santa Clara posted the second-most regular-season victories in program history, just two behind the program record of 26 set in 1968-69 when the Broncos reached No. 3 in the AP Poll in route to a 26-1 regular season before falling to Lew Alcindor and the UCLA Bruins in the NCAA Tournament.

The 24 wins are currently tied with the 2010-11 team for the third-most overall victories in program history. The Broncos picked up six postseason wins that season, including a 5-0 run in the CIT to win the championship.

2025-26 Santa Clara Men's Basketball Gameday Roster

No.	Name	Pos.	Ht.	Wt.	Yr.	Hometown / High School / Last School	Pronunciation
0	Brenton Knapper	G	6-0	175	R-Sr.	Charleston, W.V. / Colony HS (Calif.)	nap-ur
1	Christian Hammond	G	6-4	195	R-So.	Denver, Colo. / Dream City Christian HS	
2	Sash Gavaluyogov	G	6-3	175	R-Fr.	Botevgrad, Bulgaria / NBA Global Academy / Villanova	SAH-sh GAV-uh-LOO-gahv
3	Francis Chukwudebelu	C	6-10	220	Fr.	Dallas, Texas / Argyle HS	Chew-coo-dah-bell
4	Brad Longcor III	G	6-4	180	Fr.	Quincy, Ill. / Quincy HS	
7	KJ Cochran	G	6-5	195	Fr.	West Chester, Penn. / Perkiomen School	
8	Elijah Mahi	F	6-7	220	Sr.	Toronto, Canada / Potter's House Christian (Fla.) / West Valley College	Ma-hee
9	Gehrig Normand	G	6-6	190	R-So.	North Richland Hills, Texas / Birdville HS / Michigan State	like Lou Gehrig
10	Noah Badibanga	F	6-8	185	Fr.	Toulouse, France / Elan Sportif Chalon	Bad-uh-bahn-guh
12	Bukky Oboye	C	7-1	220	R-So.	Houston, Texas / Clements HS	Boo-key Oh-BOY-yay
14	Chris Tadjjo	F	6-7	250	So.	Montreal, Quebec / NBA Academy Latin America / Iowa	Tah-jo
15	Thierry Darlan	G	6-8	210	Jr.	Bangui, Central African Republic / NBA Academy Africa / Delaware Blue Coats	CH-ery DAR-lin
22	Allen Graves	F	6-9	225	R-Fr.	Ponchatoula, La. / Ponchatoula HS	
44	Jake Ensminger	G	6-9	215	R-Jr.	Ulm, Germany / Anna-Essinger-Gymnasium Ulm	Ens-meng-ur
50	Brendan Yarusso	G	6-1	185	Sr.	Lombard, Ill. / St. Francis HS	Yuh-ROO-so
51	Juan Reyna	G	6-3	195	Grad	San Antonio, Texas / Jackson State	RAY-nuh
54	Malachi Douyon	G	6-3	185	Sr.	Santa Cruz, Calif. / Pacific Collegiate Charter School	Due-yahn

A NEW RECORD FOR CONFERENCE WINS

Santa Clara set a new program record for conference victories with a 15-3 mark in WCC play. The mark was previously held by the 1967-68 and 1968-69 squads who both finished 13-1.

SCU posted the nation's fifth-highest scoring average in conference games at 87.2 ppg.

TOP FOUR YET AGAIN

Santa Clara posted a top-four finish in the WCC standings for the fifth-consecutive year - the program's longest streak since an eight-year stretch from 1995-2002. The Broncos finished in third place for the first time since doing so in back-to-back years in 2021-22 and 2022-23.

SENDEK JOINS ELITE COMPANY WITH 4TH COTY AWARD

Herb Sendek was voted by his peers as the 2025-26 WCC Coach of the Year. It is his first COTY Award in his 10-year tenure with the Broncos, and the fourth COTY Award of his 32-year career in total. Sendek has won the award at four different schools (Miami (OH), NC State, Arizona State, SCU) in four different conferences (MAC, ACC, PAC 10, WCC), and is one of just three coaches to do so in NCAA Division 1 history along with Dana Altman and Rick Pitino.

GRAVES TAKES HOME MULTIPLE MAJOR WCC AWARDS

Allen Graves earned a pair of major awards from the WCC after a sensational conference slate. The big man took home WCC Freshman of the Year and Sixth Man of the Year honors. He is the 10th Bronco in program history to win freshman and/or newcomer of the year honors - the first since Brandin Podziemski was both the league's newcomer and co-player of the year in 2022-23 - and the first freshman to win the award since Jared Brownridge in 2013-14.

Graves came off the bench in all 18 of SCU's conference games to average 13.5 points and 6.6 rebounds. He is the first Bronco to win the league's sixth man award in its six years of existence.

A TRIO OF FIRST TEAMERS

Graves was one of three Broncos that earned a spot on the WCC's 10-man all-conference first team, joining Christian Hammond and Elijah Mahi. It was the first All-WCC honor for all three players in their respective careers. The three honorees tied the 2006-07 squad's total for the most first teamers in program history, and it is the first time that multiple Broncos have earned first team honors since 2022-23 (Podziemski and Carlos Stewart).

Santa Clara and Gonzaga are the only teams to have at least one player on the All-WCC First Team in each of the last six seasons dating back to 2020-21.

OFFENSE ON HISTORIC PACE

At 83.8 points per game, Santa Clara's offense is on a record-setting pace. The Broncos are going toe-to-toe with the 1969-70 team (83.7) for the best average in program history. Their 11.4 scoring margin currently checks in at No. 3 on the all-time list.

WHAT'S ON THE LINE...

Another victory would give the Broncos their third 25-win season in program history, and would also punch SCU's ticket to the WCC Championship semifinal round for the fourth time over the last six seasons.

SENDEK ON VERGE OF MOST SINGLE-SEASON WINS IN HIS CAREER

The Broncos' 24 victories are already the most of Herb Sendek's 10-year tenure at SCU. A 25th would tie for the most a Sendek-coached team has ever posted in his 32 years as a head coach at the NCAA Division 1 level. Sendek led Arizona State to a 25-10 record in 2008-09 en route to second round of the NCAA Tournament.

NO PLACE LIKE HOME

Santa Clara finished the regular season 14-1 inside Leavey Center, averaging 85.0 points per game with a plus-17.0 scoring margin. SCU began the year with a perfect 13-0 start at home - tied for the third-longest home winning streak in program history. The .933 winning percentage stands as the second-best at Toso Pavilion/Leavey Center in program history, trailing just the 1996-97 Broncos who were a perfect 8-0 at home. SCU has won at least 14 home games in three of the last five seasons.

FIVE STRAIGHT WITH 10 OR MORE...

Santa Clara recorded double-digit conference victories for the fifth-straight season, extending their program record that began back in 2021-22.

...AND FIVE STRAIGHT WITH 20

Santa Clara has also reached the 20-win marker for the fifth-consecutive season. Excluding the 2020-21 campaign in which SCU only played in 20 games total, that streak extends to six consecutive seasons. Prior to this stretch, the Broncos had never won 20-plus games in more than three-consecutive seasons at a time, doing so in both 1968-70 and 1983-85.

MORE BIG NUMBERS FROM LEAGUE PLAY

Santa Clara put up impressive numbers across the board in WCC play. In addition to their scoring average that ranked top-five nationally, SCU led the league in 3-pointers per game (10.4) and steals (10.00) while ranking second in in field goal percentage (49.1), free throw shooting (78.3) and turnover margin (4.39).

Quick Facts

The University

Location _____ Santa Clara, Calif.
Founded _____ 1851
Enrollment _____ 9,178 (6,115 undergrad)
Nickname _____ Broncos
Colors _____ Red (202 C) and White
Home Court _____ Leavey Center (4,700)
Conference _____ West Coast
Affiliation _____ NCAA Division I
President _____ Dr. Julie Sullivan
Athletics Director _____ Heather M. Owen

Basketball Staff

Head Coach _____ Herb Sendek (Carnegie Mellon '85)
Career Record _____ 598-422 (.586)
Record at Santa Clara (10th year) _____ 185-127 (.593)
Associate Head Coach _____ Jason Ludwig (10th yr - UCLA '05)
Associate Head Coach _____ Ryan Madry (8th yr - West Georgia '06)
Assistant Coach _____ Will Burkett (5th yr. - Santa Clara '17)
Assistant Coach _____ Jackson Gion (5th yr. - Sonoma State '18)
Assistant Coach _____ Mitch Smith (1st yr. - Cal '22)
Dir. of Operations _____ Alan Guillou (2nd yr. - Paris-Sorbonne U. '20)
Dir. of Video & Analytics _____ Caine Purnell (1st yr. - Macquarie U. '23)

Team Information

2024-25 Record _____ 21-13 (.618)
WCC Record (Finish) _____ 12-6 (4th)
Returning/Lost Starters _____ 0/5
Last Postseason Appearance _____ 2024-25 NIT
NCAA Tournament (11 appearances) _____ Last: 1996
NIT (7 appearances) _____ Last: 2025

Communications

Associate Athletic Director, Media Relations _____ Matt Steward
Email _____ mpenland@scu.edu
Office Phone _____ 408-554-4661
Cell Phone _____ (256) 343-4158

Award Winners

All-WCC

Allen Graves (1st Team)
Christian Hammond (1st Team)
Elijah Mahi (1st Team)

WCC Player of the Week

Elijah Mahi - Dec. 29
Christian Hammond - Jan. 19
Elijah Mahi - Feb. 23

WCC Coach of the Year

Herb Sendek

WCC Freshman of the Week

Allen Graves - Dec. 8
Sash Gavaluygov - Jan. 12 (co)

WCC Freshman of the Year

Allen Graves

Allen Graves - Jan. 19
Allen Graves - Feb. 2
Allen Graves - Feb. 9 (co)

WCC Sixth Man of the Year

Allen Graves

Allen Graves - Feb. 16
Allen Graves - March 2

WCC All-Academic

Jake Ensminger
Brenton Knapper

WCC Preseason Poll and Team

Preseason Coaches Poll

1. Gonzaga 119
2. Saint Mary's 109
3. San Francisco 98
4. **Santa Clara 92**
5. Oregon State 76
6. Washington State 69
7. LMU 61
8. Seattle U. 53
9. San Diego 36
10. Pacific 32
11. Pepperdine 24
12. Portland 23

Preseason All-WCC

Ryan Beasley	Jr.	G	San Francisco
Thierry Darlan	Jr.	G	Santa Clara
Braden Huff	Jr.	F	Gonzaga
Graham Ike	Sr.	F	Gonzaga
Mikey Lewis	So.	G	Saint Mary's
Elijah Mahi	Sr.	F	Santa Clara
Paulius Murauskas	Jr.	F	Saint Mary's
Elias Ralph	Sr.	F	Pacific
Tyrone Riley IV	So.	G	San Francisco
Harry Wessels	Sr.	C	Saint Mary's

WCC Players of the Week

WCC Player of the Week

Week 1 - Josiah Lake II (Oregon State)

Week 2 - Graham Ike (Gonzaga)

Week 3 - Myron Amey Jr. (LMU)

Week 4 - Paulius Murauskas (Saint Mary's)

Week 5 - Braden Huff (Gonzaga)

Week 6 - Graham Ike (Gonzaga)

Week 7 - Braden Huff (Gonzaga)

Week 8 - Elijah Mahi (Santa Clara)

Week 9 - Paulius Murauskas (Saint Mary's)

Week 10 - Graham Ike (Gonzaga)

Week 11 - Christian Hammond (Santa Clara)

Week 12 - Paulius Murauskas (Saint Mary's)

Week 13 - Graham Ike (Gonzaga)

Week 14 - Joel Foxwell (Portland)

Week 15 - Graham Ike (Gonzaga)

Week 16 - Elijah Mahi (Santa Clara)

Week 17 - Mikey Lewis (Saint Mary's)

WCC Freshman of the Week

Week 1 - Joey Foxwell (Portland)

Week 2 - Liam Campbell (Saint Mary's)

Week 3 - Joel Foxwell (Portland)

Week 4 - Ace Glass (Washington State)

Week 5 - Allen Graves (Santa Clara)

Week 6 - Joel Foxwell (Portland)

Week 7 - Ace Glass (Washington State)

Week 8 - Dillan Shaw (Saint Mary's)

Week 9 - Joel Foxwell (Portland)

Week 10 - Sash Gavalyugov (Santa Clara)/Foxwell (Portland)

Week 11 - Allen Graves (Santa Clara)

Week 12 - Ace Glass (Washington State)

Week 13 - Allen Graves (Santa Clara)

Week 14 - Allen Graves (Santa Clara)/Foxwell (Portland)

Week 15 - Allen Graves (Santa Clara)

Week 16 - Joel Foxwell (Portland)

Week 17 - Allen Graves (Santa Clara)

HIGH SCORING OFFENSE

In addition to the Broncos posting the WCC's top scoring offense in league play, Santa Clara also ranks second in scoring in all games at 83.8, second only to Gonzaga (86.0). The Broncos have posted a top-three scoring offense in the league in each of the last four seasons.

2024-25	2nd	81.9
2023-24	3rd	76.9
2022-23	2nd	80.1
2021-22	2nd	77.5

MAHI EARNS WCC POTW HONORS FOR SECOND TIME

Elijah Mahi's career night at USF earned him his second WCC Player of the Week honor of the season. The Toronto native previously won the award for the week of Dec. 29 after scoring a then-season-high 23 points at Oregon State. Mahi has won the award three times in total in his two-year Bronco Career.

THE ALLEN GRAVES AWARD (AKA WCC FRESHMAN OF THE WEEK)

The West Coast Conference Freshman of the Week Award has belonged to Allen Graves in five of the last six weeks, including a stretch of three-straight weeks. The big man won the award a total of six times this season - the most weekly honors (POTW or FOTW) won by a Bronco in program history.

ONE INCREDIBLE RUN

The last five seasons under Herb Sendek's watch have been among the most successful in program history. Since 2021-22, the Broncos have posted 109 victories, the most in a five-year span in school history.

2021-22	21-12
2022-23	23-10
2023-24	20-13
2024-25	21-13
2025-26	24-7

Over the same stretch, Santa Clara has posted 58 conference victories, also the most over a five-year span and one better than a historic stretch from 1965-66 through 1969-70 that saw SCU qualify for three NCAA Tournaments.

2021-22	10-5
2022-23	11-5
2023-24	10-6
2024-25	12-6
2025-26	15-3

IN THE NET RANKINGS

Santa Clara currently ranks 41st in the NET rankings, which is third-best in the WCC behind Gonzaga (5) and Saint Mary's (22).

ABOUT THE WIN STREAK

Prior to the loss against No. 12 Gonzaga, Santa Clara strung together a nine-game win streak - their longest since also winning nine straight in 1994-95.

THE TAKEAWAY ARTIST

Allen Graves has a knack for finding ways to force opponent turnovers. Despite his large frame, Graves has become a master at coming away with steals and has 62 total on the season. That mark ranks 26th nationally overall and is the second-most by a freshman in NCAA D1. It also eclipsed Steve Kenilvort's Bronco freshman record set in 1982-83 (49).

KNOCKING ON THE DOOR

Both Allen Graves and Bukky Oboye are nearing top-10 marks in a single season. Graves' 62 steals sit just two behind Brian Jones' 64 in 2000-01 for 10th and Oboye's 37 blocks are four shy of Robert Garrett's 2012-13 total (41) for 10th place.

Graves' steal total is the most by a Bronco since 2012-13 when Kevin Foster posted a program-record 91 steals. Oboye's 37 blocks are the most since Parker Braun swatted 42 shots in 2021-22.

RACE TO 80

Santa Clara's chances of victory soar when reaching the 80-point mark. The Broncos are 19-1 this season when scoring 80 or more, continuing a trend that dates back to Herb Sendek's first season in 2016-17. Over the last 10 seasons, SCU is 101-12 (.894) in games with 80+ points, including a 73-10 (.880) mark over the past five years.

THREE WITH 30

Santa Clara is one of just 18 teams in the nation that has had at least three players tally a 30-point game: Gavalyugov (37), Graves (30) & Mahi (30).

ANOTHER YEAR, ANOTHER WINNING SEASON

Santa Clara has secured their eighth consecutive season with a winning record. It is their longest such streak of the modern era and second-longest in program history behind a 10-year stretch from 1933-34 through 1942-43. The Broncos have had a winning record in nine of Herb Sendek's 10 seasons.

PLAYERS OF THE WEEK

Santa Clara had a total of 10 weekly award winners this season, besting the 1984-85 season when Harold Keeling and Nick Vanos combined for six WCC Player of the Week honors for the most in program history.

Allen Graves led the charge with six WCC Freshman of the Week nods, including five throughout the course of conference play. Sash Gavalyugov also won a share of the award for the week of Jan. 12 following his 37-point performance against LMU.

Elijah Mahi earned a pair of WCC Player of the Week honors and Christian Hammond won the honor for the first time of his career following his 25-point effort in Santa Clara's home win over Saint Mary's.

GRAVES GOES CRAZY IN BEASLEY

Allen Graves turned in by far his best overall game of the season in Santa Clara's thrilling 96-92 victory in Beasley Coliseum over Washington State. The big man was 10-of-14 from the field and 9-of-10 from the charity stripe for 30 points to go with a season-high-tying 13 rebounds. It was his second double-double over the last three games and third overall on the season.

Graves' 30 points are tied for the second-most by a Bronco this season and is the most by a Bronco freshman in a road game since Jared Brownridge in 2014.

HAMMOND'S 20-POINT OUTINGS

Christian Hammond's nine 20-point games are tied with Adama-Alpha Bal's total from 2023-24 as the most by a Bronco over the last three seasons. In 2022-23, Brandin Podziemski and Carlos Stewart Jr. tallied 15 and 11 such games, respectively.

MAKING HIS MARK ON THE RECORD BOOK

Allen Graves has 62 total steals on the season - the most by a freshman in program history. He also has the fifth-most rejections by a freshman in program history with 29 blocks on the year, and has the second-most rebounds by a freshman in program history with 203.

THE TOP 5 WCC PLAYERS ON TORVIK

Santa Clara has two of the top five players in the WCC according to Torvik. Allen Graves rates No. 4 and Christian Hammond is right behind him at 5th. Jake Ensminger also checks inside the top 10 at 10th while Elijah Mahi (12th) and Bukky Oboye (15th) make it five Broncos inside the top 15 in the league.

In the team rankings, Santa Clara is the No. 3 team in the WCC behind Gonzaga and Saint Mary's, and checks in at 36th nationally.

HAMMOND GOING HAM

Christian Hammond earned a spot on the All-WCC First Team in his first year in a full-time starting role after redshirting last season. The Denver native ranks fifth in the WCC in scoring at 15.9 ppg, and has scored 10 or more in all but five games with 18 games of 15 or more and nine 20-point outings. He scored a career-high 27 points against Nevada (11-17 FG) and also has 20-point outings against Minnesota (20), New Mexico (22), Arizona State (22), Loyola (25), Pepperdine (20), San Diego (21), Saint Mary's (25) and most recently San Francisco (21).

LEAGUE PLAY GRAVES

Allen Graves elevated his game to another level in conference play. The big man averaged 8.6 points and 6.5 rebounds in Santa Clara's 13 nonconference games, but boosted those averages to 13.5 points and 6.6 rebounds in conference play. He is also averaged 2.1 steals, 0.8 blocks and 1.7 assists while posting a team-best 3.3 assist/turnover ratio over the 18 WCC games.

SENDEK CLOSING IN ON 600

Herb Sendek has 598 career victories and needs just two more to reach 600 win. He has the 14th-most wins among active D1 coaches, and is one win shy of tying Oregon State legend Slat Gill for the 45th most wins in NCAA Division 1 history (599).

MAHI BACKS UP PRESEASON HYPE

Preseason All-WCC pick Elijah Mahi backed up the hype by earning First Team All-WCC honors for the first time in his career. The Toronto native has 23 double figure scoring games, second-most on the team, and ranks 11th in the WCC in scoring at 14.0 points per game. He has logged 14 games with 15 or more points with four 20-point outings, including a career-best 30 point night at San Francisco against the Dons.

MR. EFFICIENCY

Jake Ensminger has done a little bit of everything for the Broncos this season. The Ulm, Germany product missed three games due to injury, but has started every other game and currently leads the team in assists (3.0) while running second to Graves in rebounding (5.6). The junior also averages 6.4 points per game.

WCC Standings

Rk	Team	WCC	Pct.	Overall	Pct.
1.	Gonzaga	16-2	.889	28-3	.903
	Saint Mary's	16-2	.889	27-4	.871
3.	Santa Clara	15-3	.833	24-7	.774
4.	Oregon State	9-9	.500	16-15	.516
5.	San Francisco	8-10	.444	16-15	.516
	Pacific	8-10	.444	17-14	.548
	Seattle U.	8-10	.444	19-12	.613
8.	Washington State	7-11	.389	12-19	.387
9.	Portland	6-12	.333	13-18	.419
	LMU	6-12	.333	15-16	.484
11.	San Diego	5-13	.278	11-20	.355
12.	Pepperdine	4-14	.222	9-22	.290

NCAA/WCC Rankings (as of March 6)

Team	NCAA	WCC
Assist/TO (1.52)	44	2
Assists PG (16.9)	34	2
Bench PPG (29.97)	27	2
Blocks PG (3.8)	105	3
Effective FG % (54.8)	60	3
Fastbreak Points (13.81)	46	2
Field Goal Percentage (47.1)	66	2
Offensive RPG (12.87)	37	1
Scoring Margin (+11.4)	30	3
Scoring Offense (83.8)	29	2
Steals PG (9.3)	14	1
3PT Attempts PG (29.0)	25	1
3PT PG (10.0)	35	1
Turnover Margin (+3.4)	19	2
Forced Turnovers PG (14.55)	26	3
Allen Graves	NCAA	WCC
Rebounds (203)	171	5
Offensive RPG (2.90)	69	2
Steals (62)	26	2
Steals PG (2.00)	36	2
Christian Hammond	NCAA	WCC
Field Goals (176)	133	4
Points (478)	211	7

Top Scoring Totals

37 pts	_____	Gavalyugov vs. LMU (1/10)
30 pts	_____	Graves at Washington State (2/7)
30 pts	_____	Mahi at San Francisco (2/21)
27 pts	_____	Hammond vs. Nevada (11/15)
25 pts	_____	Hammond vs. Loyola (12/20)
25 pts	_____	Hammond vs. Saint Mary's (1/17)
23 pts	_____	Mahi at Oregon State (12/28)
22 pts	_____	Oboye vs. Nevada (11/15)
22 pts	_____	Hammond at New Mexico (12/6)
22 pts	_____	Hammond vs. Arizona State (12/13)
22 pts	_____	Knapper at LMU (1/31)
21 pts	_____	Gavalyugov vs. Seattle U. (2/11)
21 pts	_____	Hammond vs. USF (1/28)
21 pts	_____	Hammond vs. San Diego (1/4)
21 pts	_____	Mahi vs. Loyola (12/20)
20 pts	_____	Graves at Saint Mary's (2/25)
20 pts	_____	Hammond vs. Pepperdine (1/2)
20 pts	_____	Hammond vs. Minnesota (11/28)

Category Leaders

Scoring Average

Hammond _____	15.9
Mahi _____	14.0
Graves _____	11.5

Shooting Percentage (min. 50 attempts)

Oboye _____	.678
Ensminger _____	.527
Graves _____	.514

3PT Shooting Percentage (min. 30 attempts)

Graves _____	.408
Hammond _____	.395
Gavalyugov _____	.364

Free Throw Percentage (min 15 attempts)

Darlan _____	.886
Gavalyugov _____	.818
Knapper _____	.804

Rebounds

Graves _____	6.5
Ensminger _____	5.6
Mahi _____	4.5

Assists

Ensminger _____	3.0
Mahi _____	2.7
Knapper _____	2.5

Steals

Graves _____	2.0
Mahi _____	1.4
Knapper _____	1.4

Blocks

Oboye _____	1.2
Graves _____	0.9
Darlan _____	0.6

Overtime Records

All-Time _____	57-64 (.471)
Double OT _____	13-10 (.565)
Under Herb Sendek (since 2016-17) _____	6-7

Dec. 22, 2016 at Valparaiso _____	W, 87-80 (2OT)
Feb. 18, 2017 vs. San Diego _____	L, 58-60 (2OT)
Nov. 23, 2017 vs. Alaska Anchorage _____	L, 78-73
Dec. 18, 2018 at USC _____	W, 102-92 (2OT)
Feb. 2, 2019 vs. Portland _____	W, 69-63
Jan. 23, 2020 vs. Pepperdine _____	L, 90-86
Jan. 24, 2022 vs. San Diego _____	W, 78-74
Dec. 30, 2022 vs. Wyoming _____	W, 89-85
Mar. 4, 2023 vs. San Francisco _____	L, 93-87 (2OT)
Feb. 29, 2024 at Portland _____	L, 80-75
Nov. 13, 2024 vs. North Dakota State _____	L, 88-80
Dec. 30, 2024 at San Francisco _____	L, 97-94
Jan. 9, 2025 vs. Oregon State _____	W, 82-81

Ensminger is coming off one of his better games of the season with an eight-point, 10-rebound and career-best seven-assist night against Oregon State in the Broncos' regular-season finale.

TOP 30 OFFENSE

Santa Clara's 83.8 points per game rank 29th nationally and second in the WCC. They also rank 30th in scoring margin at plus-11.4.

STEALING IS A GOOD THING

The Broncos lead the WCC and rank 14th nationally in steals with 9.3 per game and have 15 games with 10 or more on the season. They had a season-high 15 in the win over Pepperdine, which is tied for the 10th-most in program history.

SCU is forcing 14.6 turnovers as a whole per game, which ranks third in the league and 26th nationally.

Santa Clara has a chance to break the program record for steals in a single season. The Broncos have 288 to date and sit just 13 shy of the program record of 301 set in 2012-13.

LENDING A HAND

Santa Clara is averaging 16.9 assists per game, which ranks 34th nationally and second in the WCC. They are dishing the ball out efficiently with a 1.52 assist/turnover ratio - also good for second in the league.

The Broncos have tallied 20 or more assists in 11 games this season with a high of 27 vs. Nevada and 26 against Utah Tech. They dished out 22 in their final game of the regular season against Oregon State.

CLEANING UP THE OFFENSIVE GLASS

Santa Clara continues to clean up the offensive glass better than anyone else in the WCC. The Broncos lead the conference and are 37th nationally in offensive rebounding at 12.87 per game.

RAINING THREES AGAIN

After setting a WCC record with 372 made three-pointers last season, Santa Clara has maintained a high-volume approach from deep, averaging a league-leading 29.0 attempts per game - 25th in NCAA Division I. The Broncos also pace the WCC with 10.0 made threes per game and have reached double figures 19 times this season, including two games with 15 or more. SCU set a season high with 16 made threes against Minnesota and shot a season-best 55.6 percent (15-of-27) at Oregon State.

Santa Clara has 296 triples on the season - the fourth-most in program history.

SCU led the WCC in 3-point shooting in conference play with 10.4 treys per game on 36.7 percent shooting.

LOTS OF HELP FROM OFF THE BENCH

Santa Clara ranks second in the WCC and 27th nationally with 30 points per game from their bench players. Graves has been the biggest contributor, but the Broncos have also received big boosts from Sash Gavalyugov, Thierry Darlan and KJ Cochran as part of the usual rotation.

HUGE NIGHT FOR HAMMOND

Christian Hammond went off in the win against Nevada to the tune of a career-high 27 points (11-17 FG). He scored 20 in the first half alone - first player since Carlos Stewart Jr.'s 25 second-half points vs. USF last season to score 20 or more in a single half.

GAVALYUGOV GOES OFF

Sash Gavalyugov had a performance for the record books in the 103-72 win over LMU. The native of Bulgaria was 14-of-20 from the field and 6-of-12 from 3-point range for a career-best 37 points. Some notable facts about the scoring total:

- tied for the second-most points ever scored by a Bronco in their home venue (Toso Pavilion/Leavey Center)
- second-most points ever scored by a Bronco Freshman (Jared Brownridge, 38 at Pepperdine)
- one point shy of Brandin Podziemski's Leavey Center record (38 vs. Pacific on Jan. 28, 2023)
- most points scored by a WCC player in league play this season and second-most overall (40 by Washington State's Ace Glass vs. Arizona State)

Sash's six made treys are also the most by a Bronco this season and the most since Carlos Stewart Jr. also drilled six last season vs. Saint Mary's.

1K FOR SENDEK

The Arizona State game was the 1,000th career game for Herb Sendek as a D1 head coach. It's only fitting that it came against one of his former teams.

DAZZLING DEBUT

Thierry Darlan wasted no time in making his mark in a Bronco uniform, finishing with 13 points (3-7 3PT), 13 rebounds, two assists and a block in the victory over Cal Poly Humboldt. He is the first Bronco since Josh Martin in 2018-19 to record a double-double in his Santa Clara Debut.

THATABOY OBOYE

Not to be outshined by his fellow sophomore teammate, Bukky Oboye also had a career game against the Wolf Pack, scoring 19 second-half points to finish with a career-high 22 on the evening. He was efficient across the board with a 10-for-12 mark from the field, including 2-for-2 from 3-point range and 4-for-4 at the charity stripe.

Oboye was also a menace defensively with a whopping seven blocks. It's by-far the most of his young career and stands as the most by a Bronco since John Bryant also swatted seven in the 2008 WCC Tournament vs. San Francisco (3/8/08).

PRESEASON LOVE

Santa Clara was picked to finish fourth in the annual WCC Preseason Coaches Poll. They also had two players voted to the league's preseason All-WCC Team - Thierry Darlan and Elijah Mahi. It's the second-straight season that the Broncos have been picked to finish in the top-four, as well as having two members of the preseason all-conference team.

SENDEK IN THE RANKINGS

Sendek is one of 20 active NCAA D1 head coaches with 500 career victories and ranks 14th among the group with 598 career wins. Other notable numbers for the Pride of Pittsburgh:

- 46th most wins in NCAA D1 history
- 185 wins at Santa Clara are the fourth-most in program history

LOOKING TO REPLICATE THE PRODUCTION

Santa Clara's offensive production in 2024-25 was off the charts and among the best in the program's history. Some highlights:

- 372 3-pointers - both a team and WCC single-season record
- 81.9 ppg - fifth-best in program history and best since 1978-79.
- 23 games with 10+ 3-pointers - most in program history
- 589 assists (17.3 per game) - most in program history
- 12 games with 90+ points - most in program history

A BIG WIN IN BIG EAST TERRITORY

Santa Clara picked up a big early season victory in Cincinnati by handing Xavier their worst home loss against a nonconference opponent in 14 seasons. The Broncos shot 54.7 percent while holding the Musketeers to just 33.9 percent, including just 5-of-19 from 3-point range, as they built a 19-point halftime lead and led by as much as 30 in the second half before settling for an 87-68 victory. Five Broncos scored in double figures with Elijah Mahi leading the charge with 18 points. Christian Hammond scored a career-best 15, while Brenton Knapper, Sash Gavaluyugov and Allen Graves each finished with 10. Graves also pulled down a team-high 11 rebounds for his first career double-double.

The 19-point margin of victory is Santa Clara's largest in a road nonconference game since defeating San Jose State by 22 on Dec. 21, 2021.

ADDING SOME STAR POWER

Three of Santa Clara's eight newcomers rated as four stars in their respective recruiting classes.

- Forward Chris Tadjó, an Iowa transfer, ranked as high as 55th overall (On3 Sports) in the 2024 cycle.
- Guard Gehrig Normand (Michigan State transfer) was a near-consensus top-100 recruit in the class of 2023. He ranked as high as the eighth-best shooting guard nationally by Rivals and ranked inside the top 100 overall by On3 Sports (83), Rivals (84) and ESPN (98).
- True freshman KJ Cochran signed with the Broncos as a consensus top-150 player for the class of 2025.

A HISTORIC ADDITION

Santa Clara made history in the offseason by becoming the first collegiate program to sign an athlete from the NBA G League. Thierry Darlan of the Delaware Blue Coats and previously of NBA G League Ignite officially joined the team on September 23, 2025 after being cleared academically by the NCAA. Darlan was granted two years of eligibility, making him a junior for the 2025-26 season.

Darlan's story to Santa Clara goes back to his roots of growing up in the Central African Republic. First beginning his basketball career at the age of 16 with the NBA Global Academy in Senegal, Darlan quickly became a hot commodity in recruiting circles thanks to his performances at various elite camps. Santa Clara was the first team to offer him a scholarship in 2022 and brought him in for a visit. Darlan ultimately decided the best path to the pros for him was through the G League and bypassed college in favor of G League Ignite. Ignite folded following the 2023-24 season and Darlan was picked up by Rip City Remix in the 2024 G League Draft, however he was soon traded to the Delaware Blue Coats where he appeared in 29 games and averaged 11 points, 6.0 rebounds and 2.0 assists.

Following the season, Darlan and his team evaluated their next move and determined that a move to the collegiate ranks could be the best action provided the NCAA was on board given the unique circumstances. The only school they considered was the one that made the first move three years earlier and had since placed NBA stars Jalen Williams and Brandin Podziemski into the league. The relationship between the Broncos and Darlan resumed and the rest is history.

Games With 10+ 3-Pointers

No.	Date	Opponent	3PT	Score
1	11/4	CP Humboldt	10-36 (.278)	W, 83-53
2	11/7	McNeese	12-31 (.387)	W, 79-67
3	11/15	Nevada	12-25 (.480)	W, 98-83
4	11/28	Minnesota	16-31 (.516)	W, 86-75
5	12/3	Utah Tech	11-37 (.297)	W, 90-80
6	12/6	New Mexico	10-44 (.227)	L, 71-98
7	12/13	Arizona State	11-32 (.344)	L, 79-82
8	12/20	Loyola Chicago	10-31 (.323)	L, 78-80
9	12/28	Oregon State	15-27 (.556)	W, 102-64
10	12/30	Portland	10-27 (.370)	W, 92-85
11	1/4	San Diego	14-41 (.341)	W, 98-70
12	1/10	LMU	15-33 (.394)	W, 103-72
13	1/14	Pacific	10-27 (.370)	W, 85-69
14	1/24	San Diego	10-25 (.400)	W, 85-73
15	1/28	San Francisco	12-26 (.462)	W, 88-73
16	1/31	LMU	12-31 (.387)	W, 104-73
17	2/11	Seattle U.	13-35 (.371)	W, 84-72
18	2/21	San Francisco	13-31 (.419)	W, 94-73
19	2/28	Oregon State	13-36 (.361)	W, 93-72

Top Scoring Performances Under Sendek

38 pts _____	Brandin Podziemski vs. Pacific (1/28/23)
37 pts _____	Sash Gavaluyugov vs. LMU (1/10/26)
36 pts _____	Jared Brownridge vs. Vanderbilt (11/25/16)
35 pts _____	Tyreee Bryan at Gonzaga (1/18/25)
34 pts _____	Brandin Podziemski vs. Ga. Southern (11/10/22)
33 pts _____	Josip Vrankic vs. Pepperdine (1/23/20)
33 pts _____	Trey Wertz vs. Jackson State (11/29/18)
32 pts _____	KJ Feagin vs. San Diego (2/10/18)
32 pts _____	Nate Kratch vs. Pepperdine (2/16/17)
32 pts _____	Jared Brownridge vs. Gonzaga (3/6/17)
32 pts _____	Jared Brownridge vs. Sacred Heart (11/21/16)
31 pts _____	Trey Wertz vs. Pacific (1/18/20)
30 pts _____	Mahi at San Francisco (2/21/26)
30 pts _____	Allen Graves at Washington State (2/7/26)
30 pts _____	Brandin Podziemski vs. LMU (2/11/23)
30 pts _____	Brandin Podziemski vs. Eastern Washington (11/7/22)
30 pts _____	Josip Vrankic vs. Portland (2/26/22)
30 pts _____	Jalen Williams vs. Hawai'i (11/30/21)
30 pts _____	Tahj Eaddy vs. San Diego (1/3/19)
30 pts _____	Jared Brownridge at Pepperdine (1/14/17)

100 Point Games Under Sendek

120 vs. La Verne _____	Nov. 10, 2017
109 at Washington State _____	Feb. 22, 2025
106 vs. Pepperdine _____	Feb. 16, 2017
106 vs. Menlo College _____	Nov. 29, 2023
104 vs. San Diego (WCC Tournament) _____	Mar. 9, 2024
104 at LMU _____	Jan. 31, 2026
103 at Portland _____	Feb. 18, 2023
103 at #16 Gonzaga _____	Jan. 18, 2025
103 vs. LMU _____	Jan. 10, 2026
102 vs. USC _____	Dec. 18, 2018
102 vs. Portland _____	Feb. 26, 2022
102 at Oregon State _____	Dec. 28, 2025
101 vs. Notre Dame De Namur _____	Nov. 19, 2019
101 vs. Portland _____	Jan. 20, 2024
101 vs. UC Riverside (NIT) _____	Mar. 18, 2025
100 vs. Mississippi Valley State _____	Dec. 20, 2019

Games With 80+ Points

No.	Date	Opponent	Result	Score
1	11/4	CP Humboldt	W	83-53
2	11/10	at Xavier	W	87-68
3	11/15	Nevada	W	98-83
4	11/21	Louisiana	W	80-43
5	11/28	vs. Minnesota	W	86-75
6	12/3	Utah Tech	W	90-80
7	12/28	at Oregon State	W	102-64
8	12/30	at Portland	W	92-85
9	1/2	Pepperdine	W	82-63
10	1/4	San Diego	W	98-70
11	1/10	LMU	W	103-72
12	1/14	Pacific	W	85-69
13	1/24	at San Diego	W	85-73
14	1/28	San Francisco	W	88-73
15	1/31	at LMU	W	104-73
16	2/7	at Washington State	W	96-92
17	2/11	Seattle U.	W	84-72
18	2/14	Gonzaga	L	86-94
19	2/21	at San Francisco	W	94-73
20	2/28	Oregon State	W	93-72

Double-Double Tracker

Darlan vs. Cal Poly Humboldt (11/4)	_____	13 pts/13 reb
Graves at Xavier (11/10)	_____	10 pts/11 reb
Graves at LMU (1/31)	_____	17 pts/10 reb

Top Scoring Averages in Program History

1. **83.8 (2025-26)**
2. 83.7 (1969-70)
3. 83.1 (1967-68)
4. 83.1 (1978-79)
5. 82.3 (1966-67)

Top Scoring Margin in Program History

1. 15.7 (1968-69)
2. 14.2 (1969-70)
3. **11.4 (2025-26)**
4. 10.6 (1967-68)
5. 9.7 (1952-53)

Most 3PT FG in Program History

1. 372 (2024-25)
2. 318 (2016-17)
3. **309 (2025-26)**
4. 303 (2012-13)
5. 275 (2022-23)

Most Steals in Program History

1. 301 (2012-13)
2. **288 (2025-26)**
3. 275 (2010-11)
4. 232 (2009-10)
5. 232 (1997-98)

RETURN OF THE CHAMP

Santa Clara Alum and Oklahoma City Thunder Star Jalen Williams returned to the Leavey Center in September with the Larry O'Brien Trophy in hand to celebrate winning the 2025 NBA Championship. In just three seasons, Williams has established himself as among the top players in the NBA and was both an All-Star and Third Team All-NBA selection last season.

SENDEK'S SUCCESS

Santa Clara has thrived under the direction of 10th-year head coach Herb Sendek. A look at the numbers says it all:

- Postseason bids in the NIT in three of the last four seasons.
- Seven consecutive winning seasons entering 2025-26 - longest stretch in program history since 1956-57 through 1962-63.
- 85 wins in the last four seasons ('21-22 through '24-25) - tied for most in a four-year stretch since '66-67 through '69-70.
- 117 wins in the last six seasons ('19-20 through '24-25) - the second-most in a six-year stretch in program history.
- Excluding the 2020-21 Covid year, SCU has won 20 or more games in five-straight seasons dating back to 2019-20 - the longest streak in program history.
- Finished inside the top four of the WCC standings in each of the last four years - longest stretch since 1995-2002.

TWO FRESHMEN TO REDSHIRT

Herb Sendek has announced that freshmen Brad Longcor III and Noah Badibanga will redshirt this season.

THE SANTA CLARA....TEXANS?

Santa Clara's roster is made up of players that call all corners of the U.S. and the globe home. Only one player on this year's roster is actually from the state of California (Malachi Douyon, from Santa Cruz). The state that actually has the most representatives is actually none other than Texas. Sophomore Bukky Oboye, transfer Gehrig Normand, freshman Francis Chukwudebelu and walk-on Juan Reyna all hail from the Lone Star State.

PIPELINE TO THE PROS

There are just five NCAA D1 men's basketball programs that produced top-20 picks in the 2022 and 2023 NBA Drafts: Kentucky, Duke, Kansas, Baylor.....and Santa Clara.

The Broncos have produced back-to-back first round selections in the form of Jalen Williams (12th overall to Oklahoma City in 2022) and Brandin Podziemski (19th overall to Golden State in 2023). Additionally, former Bronco forward Keshawn Justice was signed by the Utah Jazz in October 2023 and more recently, both Adama-Alpha Bal (Knicks) and Johnny O'Neil (Pelicans) signed pro contracts and designated to G League assignments.

INTERNATIONAL INFLUENCE

Santa Clara's roster also features a handful of players that were born outside of the United States.

- Elijah Mahi - Canada
- Chris Tadjjo - Born in Africa before moving to Canada
- Sash Gavalyugov - Bulgaria
- Francis Chukwudebelu - Born in Nigeria before moving to the U.S.
- Noah Badibanga - France
- Thierry Darlan - Central African Republic
- Jake Ensminger - Germany

MORE TALENT ON THE WAY IN 2026-27

Santa Clara recently announced the signing of three talented players from the high school ranks that will join the team as freshmen in 2026-27.

- **Brayde Kuykendall | Guard | 6-5 | 180**
Joins SCU from California High in nearby San Ramon where he helped lead the program to just its second-ever appearance in the CIF State Boys Basketball Championship in 2025 after averaging 13.0 ppg.
- **Eli Jolin | Guard | 6-7 | 185**
The latest in the Canada-to-SCU pipeline, Jolin will join Santa Clara from Rouyn-Noranda, Quebec where he plays for Fort Erie International Academy, one of the top programs in Canada.
- **Alex Ensor | Center | 7-1 | 225**
Originally from Denver, but is in his first season playing for AZ Compass Prep in the Nike EYBL Scholastic, which houses some of the best programs in the nation. Prior to that, he was a member of Team Pluto and ranked in the circuit's top-20 in shooting (59 percent) and blocks (29).

The Grave Digger

If you weren't already familiar with Allen Graves' game, you will be soon. The redshirt freshman has turned heads, especially throughout conference play, and has established himself as one of the top freshmen in NCAA D1. The Ponchatoula, La., product ranks third on the team in 10-point games (22), leads in rebounding (6.5) and is top three in the WCC in steals (2.0). He took home both WCC Freshman and Sixth Man of the Year honors and was a First Team All-WCC pick.



National/WCC Rankings

Category	Stat	NCAA	WCC
Rebounds	203	171	5
Offensive RPG	2.9	69	2
Steals	62	26	2
Steals PG	2.00	36	2

Most Steals by a Freshman at SCU

1.	Allen Graves (2025-26)	62
2.	Steve Kenilvort (1982-83)	49
3.	Brian Jones (1996-97)	45
4.	Jalen Williams (2019-20)	44
5.	Kevin Foster (2008-09)	42

Most Blocks by a Freshman at SCU

1.	Marc Trasolini (2008-09)	37
	John Bryant (2005-06)	37
3.	Michael Norman (1980-81)	32
4.	Guglielmo Caruso (2018-19)	31
5.	Allen Graves (2025-26)	29

Most Rebounds by a Freshman at SCU

1.	Kurt Rambis (1976-77)	313
2.	Allen Graves (2025-26)	203
3.	Mark McNamara (1977-78)	197
4.	John Bryant (2005-06)	180

Nonconference

8.6 PPG



6.5 RPG



2.0 APG

1.9 SPG



1.2 BPG

2.0 A/TO



42.4 FG



39.3 3PT



58.6 FT



WCC

13.5 PPG

6.6 RPG

1.7 APG

2.1 SPG

0.8 BPG

3.3 A/TO

57.5 FG

41.7 3PT


78.6 FT

Last 15 Games


1/4 vs. San Diego	12 pts (5-7 FG), 9 reb, 3 ast
1/8 at Gonzaga	18 pts (7-14 FG), 9 reb, 3 stl
1/10 vs. LMU	16 pts (5-8 FG), 6 reb, 2 stl
1/14 vs. Pacific	17 pts (3-8 3PT), 5 reb, 3 blk, 3 stl
1/17 vs. Saint Mary's	11 pts, 8 reb
1/24 at San Diego	12 pts (6-9 FG), 4 reb, 5 blk
1/28 vs. USF	11 pts, 6 reb, 3 ast, 3 stl
1/31 at LMU	17 pts (7-8 FG), 10 reb, 2 stl
2/4 at Pacific	12 pts, 8 reb, 5 stl
2/7 at WSU	30 pts (10-14 FG), 13 reb , 4 ast, 2 stl
2/11 vs. Seattle	15 pts (4-6 3PT), 5 reb, 5 ast, 3 stl
2/14 vs. Gonzaga	13 pts (9-10 FT), 2 stls
2/21 at USF	Played 4 minutes due to injury, 2 pts, 1 stl
2/25 at Saint Mary's	20 pts, 6 reb, 2 stl
2/28 vs. Oregon State	14 pts, 5 reb

Season high

2025-26 WCC Awards and All-Conference Teams



- First WCC COTY honor at Santa Clara.
- Fourth conference COTY honor in total.
- One of just three coaches in NCAA Division 1 history to win conference COTY in four different conferences



- Tied for most All-WCC First Team selections in program history (2006-07).
- First All-WCC honor for each player.
- First season with multiple first-teamers since 2022-23.
- SCU is one of two teams (Gonzaga) with at least one First Team All-WCC pick in each of last six seasons.



- Tenth Bronco to win WCC Newcomer or Freshman of the Year - first since Brandin Podziemski in 2022-23
- SCU's first FOTY since Jared Brownridge (2013-14).
- SCU's first 6MOTY in the award's six years of existence.

Award Winners

Coach of the Year
Herb Sendek (Santa Clara)

Player of the Year
Graham Ike (Gonzaga)

Defensive Player of the Year
Will Heimbrodt (Seattle U.)

Freshman of the Year
Allen Graves (Santa Clara)

Newcomer of the Year
David Fuchs (San Francisco)

WCC Sixth Man of the Year
Allen Graves (Santa Clara)

All-WCC

First Team
Joshua Dent (Saint Mary's)
Joel Foxwell (Portland)
Allen Graves (Santa Clara)
Christian Hammond (Santa Clara)
Graham Ike (Gonzaga)
Josiah Lake II (Oregon State)
Mikey Lewis (Saint Mary's)
Elijah Mahi (Santa Clara)
Paulius Murauskas (Saint Mary's)
Elias Ralph (Pacific)

Second Team
Ryan Beasley (San Francisco)
David Fuchs (San Francisco)
Ace Glass (Washington State)
Brayden Maldonado (Seattle U.)
Tyrone Riley IV (San Francisco)

Honorable Mention
Myron "MJ" Amey (LMU)
Rodney Brown Jr. (LMU)
Aaron Clark (Pepperdine)
ND Okafor (Washington State)
Jalen Shelley (LMU)
Isaiah Sy (Oregon State)
TJ Wainwright (Pacific)
Junseok Yeo (Seattle U.)

Freshman
Davis Fogle (Gonzaga)
Joel Foxwell (Portland)
Ace Glass (Washington State)
Allen Graves (Santa Clara)
Mario Saint-Supery (Gonzaga)
Dillan Shaw (Saint Mary's)

SCU vs. Other Conferences

ACC

All-time _____ 66-116
 2025-26 _____ 0-0
 Last Win _____ Nov. 14, 2023 at Stanford (89-77)

American

All-time _____ 14-12
 2025-26 _____ 1-0
 Last Win _____ Dec. 17, 2025 vs. North Texas (63-60)

Atlantic 10

All-time _____ 23-19
 2025-26 _____ 0-2
 Last Win _____ Nov. 4, 2024 vs. Saint Louis (85-78)

Big 10

All-time _____ 38-85
 2025-26 _____ 1-0
 Last Win _____ Nov. 28, 2025 vs. Minnesota (86-75)

Big 12

All-time _____ 34-64
 2025-26 _____ 0-1
 Last Win _____ Nov. 28, 2024 vs. TCU (69-52)

Big East

All-time _____ 14-19
 2025-26 _____ 1-0
 Last Win _____ Nov. 10, 2025 at Xavier (87-68)

Big Sky

All-time _____ 43-13
 2025-26 _____ 1-0
 Last Win _____ Nov. 18, 2025 vs. Idaho State (64-55)

Big West

All-time _____ 81-34
 2025-26 _____ 0-0
 Last Win _____ March 18, 2025 vs. UC Riverside (101-62)

Mountain West

All-time _____ 162-102
 2025-26 _____ 1-1
 Last Win _____ Nov. 15, 2025 vs. Nevada (98-83)

Southland

All-time _____ 12-1
 2025-26 _____ 1-0
 Last Win _____ Nov. 7, 2025 vs. McNeese State (79-67)

Sun Belt

All-time _____ 4-1
 2025-26 _____ 1-0
 Last Win _____ Nov. 21, 2025 vs. Louisiana (80-43)

Western Athletic Conference

All-time _____ 4-0
 2025-26 _____ 1-0
 Last Win _____ Dec. 3, 2025 vs. Utah Tech (90-80)

SCU vs. Ranked Opponents

All-time _____ 30-135
 Current Streak _____ L1
 Highest Ranked Win _____ No. 4 (4x)

Most Recent Wins:

1/18/2025 _____ 16/16 Gonzaga (103-99)
 1/11/2024 _____ 21/23 Gonzaga (77-76)
 2/8/2022 _____ 22/22 Saint Mary's (77-72)
 11/19/2004 _____ 4 North Carolina (77-66)
 12/28/1996 _____ 19 Alabama (77-62)
 11/20/1995 _____ 4 UCLA (78-69)

2025-26 Game-By-Game Starting Lineups

Date	Opponent	1	2	3	4	5
11/4	Cal Poly Humboldt	Knapper	Hammond	Mahi	Ensminger	Oboye
11/7	McNeese State	Knapper	Hammond	Mahi	Ensminger	Graves
11/10	at Xavier	Knapper	Hammond	Mahi	Ensminger	Oboye
11/15	Nevada	Knapper	Hammond	Mahi	Ensminger	Oboye
11/18	Idaho State	Gavaluygov	Hammond	Mahi	Ensminger	Oboye
11/21	Louisiana	Knapper	Hammond	Mahi	Ensminger	Oboye
11/27	vs. Saint Louis	Knapper	Hammond	Mahi	Ensminger	Oboye
11/28	vs. Minnesota	Knapper	Hammond	Mahi	Graves	Oboye
12/3	Utah Tech	Knapper	Darlan	Mahi	Graves	Oboye
12/6	at New Mexico	Knapper	Hammond	Mahi	Graves	Oboye
12/13	vs. Arizona State	Knapper	Hammond	Mahi	Ensminger	Oboye
12/17	vs. North Texas	Knapper	Hammond	Mahi	Ensminger	Oboye
12/20	vs. Loyola Chicago	Knapper	Hammond	Mahi	Ensminger	Oboye
12/28	at Oregon State	Knapper	Hammond	Mahi	Ensminger	Oboye
12/30	at Portland	Knapper	Hammond	Mahi	Ensminger	Oboye
1/2	Pepperdine	Knapper	Hammond	Mahi	Ensminger	Oboye
1/4	San Diego	Knapper	Hammond	Mahi	Ensminger	Oboye
1/8	at Gonzaga	Knapper	Hammond	Mahi	Ensminger	Oboye
1/10	LMU	Gavaluygov	Hammond	Mahi	Ensminger	Oboye
1/14	Pacific	Knapper	Hammond	Mahi	Ensminger	Oboye
1/17	Saint Mary's	Knapper	Hammond	Mahi	Ensminger	Oboye
1/24	at San Diego	Knapper	Hammond	Mahi	Ensminger	Oboye
1/28	San Francisco	Knapper	Hammond	Mahi	Ensminger	Oboye
1/31	at LMU	Knapper	Hammond	Mahi	Ensminger	Oboye
2/4	at Pacific	Knapper	Hammond	Mahi	Ensminger	Oboye
2/7	at Washington State	Knapper	Hammond	Mahi	Ensminger	Oboye
2/11	Seattle U.	Knapper	Hammond	Mahi	Ensminger	Oboye
2/14	Gonzaga	Knapper	Hammond	Mahi	Ensminger	Oboye
2/21	at San Francisco	Knapper	Hammond	Mahi	Ensminger	Oboye
2/25	at Saint Mary's	Knapper	Hammond	Mahi	Ensminger	Oboye
2/28	Oregon State	Knapper	Hammond	Mahi	Ensminger	Oboye

Santa Clara Individual Game Program Records

Points

55 - Bud Ogden at Pepperdine (March 3, 1967)

Rebounds

30 - Ken Sears vs. Pacific (March 4, 1955)

FG Made

24 - Bud Ogden vs. Pepperdine (March 3, 1967)

FG Attempts

32 - Bud Ogden vs. Pepperdine (March 3, 1967)

3PT Made

9 - Carlos Marshall, Jr. at San Jose State (Dec. 20, 2023)
 Kevin Foster vs. Air Force (March 18, 2011)

3PT Attempts

20 - Kevin Foster vs. San Francisco (Jan. 8, 2011)

FT Made

21 - Steve Nash vs. Saint Mary's (Jan. 7, 1995)
 Ken Sears vs. LMU (Feb. 5, 1955)

FT Attempts

23 - Ken Sears vs. LMU (Feb. 5, 1955)

Assists

15 - Steve Nash vs. Southern (Dec. 9, 1995)

Steals

10 - Doron Perkins at San Diego (Feb. 24, 2005)

Blocks

10 - Kurt Rambis vs. San Francisco (Jan. 29, 1977)

2025-26 Record When....

Leading at Half...	21-2
Trailing at Half...	2-3
Tied at Half...	1-2
In Overtime...	0-0
SCU outrebounds opp.	17-1
SCU is outrebounded	4-5
Rebounds are tied	1-3
SCU commits fewer TOs	20-3
SCU commits more TOs	3-4
Turnovers are tied	1-0
SCU shoots 50% or better	10-0
Opp. shoots 50% or better	3-3
SCU shoots less than 50%	14-7
Opp. shoots less than 50%	21-3
SCU shoots better than Opp.	18-0
SCU shoots worse than Opp.	6-7
SCU hits 10+ 3PT	16-3
SCU hits 9 or less 3PT	8-4
Games decided by 1-5 pts	2-3
Games decided by 6-10 pts	4-1
Games decided by 11-15 pts	7-1
Games decided by 16+ pts	11-2
SCU scores 50 or less	0-0
SCU scores between 50-59	0-0
SCU scores between 60-69	3-1
SCU scores between 70-79	2-5
SCU scores between 80-89	9-1
SCU scores between 90-99	7-0
SCU scores 100+	3-0
Opp. scores 50 or less	1-0
Opp. scores between 50-59	4-0
Opp. scores between 60-69	6-0
Opp. scores between 70-79	9-1
Opp. scores between 80-89	3-4
Opp. scores between 90-99	1-2
Opp. scores 100+	0-0
Wearing Black	7-3
Wearing Red	5-1
Wearing White	6-1
Wearing Gray	5-1
Wearing Nash Throwbacks	1-1
Days That End In "Y"	24-7

The Last Time...

Individual	
Scored 30+ Points...	
SCU	30, Mahi at USF (2/21/26)
Opp.	34, Ike at Gonzaga (1/8/26)
Totaled 15+ Rebounds...	
SCU	18, Podziemski vs. Pepperdine (2/23/23)
Opp.	15, Ike vs. Gonzaga (2/14/26)
Totaled 10+ Rebounds...	
SCU	10, Ensminger vs. Oregon State (2/28/26)
Opp.	3 players at Saint Mary's (2/25/26)
Dished out 10+ Assists...	
SCU	10, Jalen Williams vs. Saint Mary's (2/8/22)
Opp.	15, Foxwell at Portland (12/30/25)
Had 5+ Steals...	
SCU	5, Graves at Pacific (2/4/26)
Opp.	6, Franklin vs. North Texas (12/17/25)
Blocked 5+ Shots...	
SCU	5, Graves at San Diego (1/24/26)
Opp.	5, Chet Holmgren at Gonzaga (2/19/22)
Made 10+ FG...	
SCU	11, Mahi at USF (2/21/26)
Opp.	13, Ike vs. Gonzaga (2/14/26)
Attempted 20+ FG...	
SCU	21, Mahi at USF (2/21/26)
Opp.	21, Thomas at USF (12/30/24)
Made 10+ FT...	
SCU	11, Bal vs. San Diego (3/9/24)
Opp.	12, Tyson vs. Minnesota (11/28/25)
Made 5+ 3PT...	
SCU	5, Gavalyugov vs. Seattle (2/11/26)
Opp.	5, Maldonado vs. Seattle (2/11/26)
Attempted 10+ 3PT...	
SCU	12, Gavalyugov vs. LMU (1/10/26)
Opp.	10, Glass at Washington State (2/7/26)
Recorded a Double-Double	
SCU	Graves at Washington State (2/7/26)
Opp.	3 players at Saint Mary's (2/25/26)

Team	
Scored 100+ Points...	
SCU	104 at LMU (1/31/26)
Opp.	115 vs. Gonzaga (1/15/22)
Shot at least 50 Percent...	
SCU	56.1 at Washington State (2/7/26)
Opp.	56.3 vs. Gonzaga (2/14/26)
Shot at least 60 Percent...	
SCU	63.5 at San Diego (1/24/26)
Opp.	70.8 vs. Pepperdine (3/2/18)
Shot at least 60 Percent From 3PT...	
SCU	60.5 at Washington State (2/22/25)
Opp.	64.3 vs. BYU (12/29/16)
Made 10+ 3PT...	
SCU	13 vs. Oregon State (2/28/26)
Opp.	11 at Saint Mary's (2/25/26)
Made 15+ 3PT...	
SCU	15 at Oregon State (12/28/25)
Opp.	17 vs. Pacific (1/28/23)
Made 20+ FT...	
SCU	20 vs. Oregon State (2/28/26)
Opp.	21 at New Mexico (12/6/25)
Had 2+ Players Score 20+ Points...	
SCU	Hammond (25) & Mahi (21) vs. Loyola (12/20/25)
Opp.	Ike (21), Miller (21) & Grant-Foster (20) vs. Gonzaga (2/14/26)
Had 2+ Players with 10+ Rebounds...	
SCU	Bryan (10) & Mahi (10) at Portland (2/6/25)
Opp.	Shaw (14), Murauskas (11) & Wessels (10) at Saint Mary's (2/25/26)
Had 5+ Players Score 10+ Points...	
SCU	vs. Oregon State (2/28/26)
Opp.	at Saint Mary's (2/25/26)
Dished out 20 or More Assists...	
SCU	22 vs. Oregon State (2/28/26)
Opp.	23 at Portland (12/30/25)
Committed 10 or Less TO...	
SCU	8 at Saint Mary's (2/25/26)
Opp.	9 vs. Gonzaga (2/14/26)
Forced 20 or More TO...	
SCU	22 at LMU (1/31/26)
Opp.	21 at San Diego (1/24/26)
Tallied 10 or More Steals...	
SCU	14 at USF (2/21/26)
Opp.	12 at San Diego (1/24/26)
Blocked 8 or More Shots...	
SCU	8 at San Diego (1/24/26)
Opp.	8 vs. North Texas (12/17/25)
Won by 30+ Points...	
SCU	31 (104-73) at LMU (1/31/26)
Opp.	32 (115-83) vs. Gonzaga (1/15/22)
Defeated a Nationally-ranked Team...	
SCU	at 16/16 Gonzaga (1/18/25)
Won an Overtime Game...	
SCU	vs. Oregon State (1/9/25)

Santa Clara Team Single Game Records

Field Goals Made

No.	Opponent	L	Date
47	Chico State	H	11/27/93
46	Pepperdine	H	1/4/80
	Saint Mary's	H	2/10/79
	LMU	A	1/6/79
	San Jose State	H	12/23/78
45	Jacksonville	N	12/27/71
44	Wisconsin-Superior	H	12/29/80
	San Francisco State	H	12/13/75
	Nevada	N	2/25/71
43	La Verne	H	11/10/17
	LMU	H	3/7/88
	Alaska-Fairbanks	H	1/4/86
	Cal State East Bay	N	11/29/74

Field Goal Attempts

No.	Opponent	L	Date
87	Nevada	N	2/25/71
	Pepperdine	N	1/14/66
86	Saint Mary's	A	2/15/79
	BYU	N	12/17/65
85	Saint Mary's	N	1/10/75
	Pepperdine	A	1/14/71
84	Nevada	H	12/13/80
	Cal State East Bay	N	11/29/74
	Nevada	N	11/30/68
	Miami (Fla.)	N	12/7/65

Field Goal Percentage

No.	Opponent	L	Date
.719	Pepperdine	H	1/4/80
.718	Sacramento State	A	11/25/07
.714	American	H	12/30/82
.672	Alaska-Fairbanks	H	1/4/86
.671	LMU	H	3/7/88
.670	Memphis State	N	12/6/75
.667	Boise State	A	1/7/89
.661	LaSalle	H	12/22/81
.660	Nebraska-Omaha	H	11/24/78

Three-Pointers Made

No.	Opponent	L	Date
23	Washington State	A	2/22/25
22	Pepperdine	H	2/16/17
18	Gonzaga	A	1/18/25
17	Menlo College	H	11/29/23
	Notre Dame de Namur	H	11/19/19
	Northern Arizona	H	11/30/17
16	Minnesota	N	11/28/25
	UC Riverside	H	3/18/25
	Portland	A	2/6/25
	Portland	H	1/20/24
	Portland	A	2/18/23
	Alcorn State	H	12/29/19
	Pacific	A	12/21/15
15	Oregon State	A	12/28/25
	Pepperdine	H	12/28/24
	Pacific	A	1/18/24
	Gonzaga	N	3/5/01

Three-Point Attempts

No.	Opponent	L	Date
45	San Diego	A	2/7/04
44	New Mexico	A	12/6/25
42	San Jose State	H	12/21/17
41	San Diego	H	1/4/25
39	Portland	H	1/20/24
	Pacific	A	1/18/24
38	Washington State	A	2/22/25
	Gonzaga	A	1/18/25
	Notre Dame de Namur	H	11/19/19
37	Utah Tech	H	12/3/25
	San Francisco	H	1/8/11
36	5x, last CP Humboldt	H	11/4/25

Three-Point FG Percentage

Min. 8 attempts

No.	Opponent	L	Date
.778	Montana	A	11/30/08
.778	Fresno State	A	12/20/89
.769	Pepperdine	H	2/28/99
.727	San Jose State	N	12/1/98
.700	San Jose State	H	12/15/89
.696	Alcorn State	H	12/29/19
.692	Portland	H	1/13/96
.688	TCU	N	11/22/21
.688	Cal State Fullerton	H	11/14/14
.667	Saint Mary's	A	1/9/14
.667	San Francisco	A	2/20/06

Free Throws Made

No.	Opponent	L	Date
42	Gonzaga	N	12/23/68
39	Saint Mary's	N	1/13/67
37	LMU	H	2/24/11
	Portland	H	1/31/81
35	San Diego	N	3/9/24
	Portland	H	1/7/06
	San Francisco	H	1/14/93
	Memphis State	N	12/6/75
34	Maryland	N	3/15/96
	LMU	H	2/6/88
	LMU	H	2/16/85

Free Throw Percentage

Min. 14 attempts

No.	Opponent	L	Date
1.000	San Francisco	A	2/16/00
.960	Portland	H	2/4/89
.955	LMU	A	2/28/19
.950	Nevada	A	2/17/79
.950	Pepperdine	N	12/28/65
.947	McNeese State	A	12/3/24
.941	Pepperdine	N	3/8/93
.935	Gonzaga	A	2/12/81
.933	UC Riverside	H	11/19/24
.933	Vanderbilt	H	11/25/16

Rebounds

No.	Opponent	L	Date
92	Saint Mary's	N	1/9/71
71	Nevada	N	11/30/68
67	Gonzaga	N	12/23/68
64	Saint Mary's	H	2/5/77
63	Miami (Fla.)	N	12/7/65
61	Stanislaus State	H	11/19/05
	Saint Mary's	N	12/28/66
59	Alcorn State	N	12/9/88
58	Menlo College	H	11/16/09
	UC Santa Cruz	H	11/25/02
	LMU	N	3/6/89
	Nevada	A	12/12/87
	Saint Mary's	N	2/12/66
	LMU	N	1/15/66

Assists

No.	Opponent	L	Date
35	LMU	N	1/31/75
32	Pepperdine	H	2/16/17
31	South Dakota	H	12/21/24
	Alaska-Fairbanks	H	1/4/86
30	Chico State	H	11/27/93
29	Pepperdine	H	1/21/08
	Sacramento State	H	12/11/76
28	UC Riverside	H	3/18/25
	Portland	H	1/20/24
	Mississippi Valley State	H	12/20/19
	LMU	A	1/6/79

Blocked Shots

No.	Opponent	L	Date
14	San Francisco	H	1/29/77
13	UC Riverside	H	12/28/05
11	Nevada	H	11/15/25
	Xavier	A	11/10/25
	LMU	H	1/29/09
	Montana	A	2/19/87
10	Sacramento State	H	2/6/08
	Houston Baptist	H	1/25/09
	Cal Poly	H	12/13/78

Steals

No.	Opponent	L	Date
19	Coastal Carolina	N	12/1/91
18	Pepperdine	H	2/8/97
16	San Diego	H	1/29/05
	Gonzaga	H	2/6/98
	Cal State East Bay	H	1/4/94
	Chico State	H	11/27/93
	San Francisco	H	1/17/91
	Alaska-Fairbanks	H	1/4/86
15	9x, last Pepperdine	H	1/2/26

Top 25 Polls (3/2)

Associated Press

Rank	Team	Record	Points
1.	Duke	27-2	1471
2.	Arizona	27-2	1392
3.	Michigan	27-2	1385
4.	UConn	27-3	1275
5.	Florida	23-6	1234
6.	Iowa State	24-5	1118
7.	Houston	24-5	1094
8.	Michigan State	24-5	1055
9.	Nebraska	25-4	1002
10.	Texas Tech	22-7	855
11.	Illinois	22-7	838
12.	Gonzaga	28-3	752
13.	Virginia	25-4	731
14.	Kansas	21-8	722
15.	Purdue	22-7	712
16.	Alabama	22-7	657
17.	North Carolina	23-6	554
18.	St. John's	23-6	547
19.	Miami (Oh.)	29-0	360
20.	Arkansas	21-8	333
21.	Saint Mary's	27-4	304
22.	Miami	23-6	153
23.	Tennessee	20-9	118
24.	Vanderbilt	22-7	117
25.	Saint Louis	26-3	103

Others Receiving Votes:

BYU 74, Kentucky 47, Louisville 47, Missouri 40, Wisconsin 27, Clemson 16, Utah State 10, UCF 7, High Point 7, Dayton 5, Villanova 4, Navy 3, NC State 2, TCU 2, Ohio State 1, **Santa Clara 1**

2025-26 Opponent

Coaches Poll

Rank	Team	Record	Points
1.	Duke	27-2	772
2.	Arizona	27-2	735
3.	Michigan	27-2	720
4.	UConn	27-3	670
5.	Florida	23-6	639
6.	Houston	24-5	606
7.	Iowa State	24-5	574
8.	Michigan State	24-5	540
9.	Nebraska	25-4	537
10.	Texas Tech	22-7	452
11.	Illinois	22-7	420
12.	Gonzaga	28-3	419
13.	Virginia	25-4	407
14.	Purdue	22-7	371
15.	Kansas	21-8	363
16.	Alabama	22-7	338
17.	St. John's	23-6	295
18.	North Carolina	23-6	283
19.	Arkansas	21-8	194
20.	Miami (Oh.)	29-0	175
21.	Saint Mary's	27-4	126
22.	Vanderbilt	22-7	93
23.	Miami	23-6	74
24.	Saint Louis	26-3	73
25.	Tennessee	20-0	57

Others Receiving Votes:

BYU 35, Louisville 31, Wisconsin 23, Villanova 17, Missouri 10, Utah State 9, Clemson 8, Kentucky 5, UCF 3, Georgia 1

2025-26 Opponent

College Insider Mid Major

Rank	Team	Record	Points
1.	Miami (Oh.)	29-0	763
2.	Gonzaga	28-3	744
3.	Saint Mary's	27-4	724
4.	Akron	24-5	645
5.	Belmont	26-4	643
6.	Liberty	24-5	597
7.	High Point	27-4	589
8.	Santa Clara	24-7	559
9.	Yale	22-5	520
10.	Stephen F. Austin	26-4	503
11.	McNeese State	22-5	474
12.	Utah Valley	22-7	417
13.	UNCW	25-5	354
14.	NDSU	24-7	298
15.	Hawaii	21-7	296
16.	St. Thomas	23-8	221
17.	Austin Peay	21-8	214
18.	Winthrop	21-10	195
19.	Navy	25-6	182
20.	UC Irvine	18-10	179
21.	Kent State	21-8	163
22.	ETSU	21-10	154
23.	Charleston	21-10	86
24.	Central Arkansas	20-11	71
25.	Bradley	20-11	67

2025-26 Opponent

Santa Clara AP Poll History

All-Time AP Poll Rankings

Year	Week	Ranking
1952-53	Final	16
1953-54	12/7	16
1968-69	12/2	18
1968-69	12/9	16
1968-69	12/16	10
1968-69	12/23	9
1968-69	12/30	6
1968-69	1/6	3
1968-69	1/13	3
1968-69	1/20	3
1968-69	1/27	3
1968-69	2/3	3
1968-69	2/10	3
1968-69	2/17	2
1968-69	2/24	4
1968-69	Final	3
1969-70	Preseason	12
1969-70	12/8	15
1969-70	12/15	11
1969-70	2/16	20
1972-73	12/18	20
1995-96	12/4	25
1995-96	12/11	22

Total Times Ranked

23

Highest Ranking

2nd

Last Time Ranked

12/11/1995

Last Season Receiving Votes

2025-26

(Nov. 24, Feb. 2, Feb. 9, March 2)

WCC NET Rankings (3/7)

Rank	Team	Record
6	Gonzaga	28-3
21	Saint Mary's	26-4
41	Santa Clara	23-7
116	Pacific	15-14
119	Seattle U.	18-12
121	San Francisco	15-15
143	Washington State	11-20
174	Oregon State	16-15
176	LMU	14-17
215	Portland	13-18
235	San Diego	10-21
273	Pepperdine	7-23

WCC Tournament History

Yearly Results

1987 • Portland, Ore.

Quarterfinals • (5) Santa Clara 91, (4) Portland 60

San Francisco, Calif.

Semifinals • (5) Santa Clara 55, (3) Saint Mary's 50
Championship • (5) Santa Clara 77, (7) Pepperdine 65

1988 • Santa Clara, Calif.

Quarterfinals • (3) Santa Clara 90, (6) USF 88
Semifinals • (3) Santa Clara 69, (4) Saint Mary's 62
Championship • (1) LMU 104, (3) Santa Clara 96

1989 • San Francisco, Calif.

Quarterfinals • (5) Santa Clara 69, (4) USF 64
Semifinals • (5) Santa Clara 63, (1) Saint Mary's 61
Championship • (3) LMU 75, (5) Santa Clara 70 (OT)

1990 • Los Angeles, Calif.

Quarterfinals • (4) Portland 65, (5) Santa Clara 62

1991 • Santa Clara, Calif.

Quarterfinals • (4) Saint Mary's 79, (5) Santa Clara 74

1992 • Portland, Ore.

Quarterfinals • (2) Santa Clara 59, (7) Saint Mary's 57
Semifinals • (4) Gonzaga 54, (2) Santa Clara 51

1993 • San Francisco, Calif.

Quarterfinals • (3) Santa Clara 79, (6) Saint Mary's 68
Semifinals • (3) Santa Clara 53, (2) Gonzaga 51
Championship • (3) Santa Clara 73, (1) Pepperdine 63

1994 • Santa Clara, Calif.

Quarterfinals • (3) USF 76, (6) Santa Clara 74

1995 • Santa Clara, Calif.

Quarterfinals • (8) LMU 87, (1) Santa Clara 83

1996 • Santa Clara, Calif.

Quarterfinals • (8) Pepperdine 63, (1) Santa Clara 60

1997 • Los Angeles, Calif.

Quarterfinals • (8) LMU 70, (1) Santa Clara 61

1998 • Santa Clara, Calif.

Quarterfinals • (3) Santa Clara 74, (6) Portland 53
Semifinals • (5) USF 85, (3) Santa Clara 83

1999 • Santa Clara, Calif.

Quarterfinals • (4) Santa Clara 77, (5) LMU 64
Semifinals • (4) Santa Clara 58, (2) Pepperdine 54
Championship • (1) Gonzaga 91, (5) Santa Clara 66

2000 • Santa Clara, Calif.

Quarterfinals • (4) Santa Clara 63, (5) USF 48
Semifinals • (1) Pepperdine 58, (4) Santa Clara 55

2001 • San Diego, Calif.

Quarterfinals • (3) Santa Clara 77, (6) LMU 60
Semifinals • (3) Santa Clara 84, (2) Pepperdine 78
Championship • (1) Gonzaga 80, (3) Santa Clara 77

2002 • San Diego, Calif.

Quarterfinals • (6) Saint Mary's 72, (3) Santa Clara 67 (OT)

2003 • San Diego, Calif.

First Round • (5) Saint Mary's 65, (8) Santa Clara 51

2004 • Santa Clara, Calif.

First Round • (5) Santa Clara 82, (8) San Diego 48
Quarters • (5) Santa Clara 81, (4) USF 75
Semifinals • (1) Gonzaga 63, (5) Santa Clara 62

2005 • Santa Clara, Calif.

Quarters • (3) Santa Clara 67, (6) USF 60
Semifinals • (2) Saint Mary's 69, (3) Santa Clara 64

2006 • Spokane, Wash.

First Round • (6) Santa Clara 72, (7) Portland 68
Semifinals • (3) Saint Mary's 76, (6) Santa Clara 72 (OT)

2007 • Portland, Ore.

First Round • (2) Santa Clara 63, (3) Saint Mary's 47
Semifinals • (1) Gonzaga 77, (2) Santa Clara 68

2008 • San Diego, Calif.

First Round • (4) Santa Clara 51, (5) USF 50
Semifinals • (1) Gonzaga 52, (4) Santa Clara 48

2009 • Las Vegas, Nev.

Quarterfinals • (4) Santa Clara 80, (5) San Diego 69
Semifinals • (1) Gonzaga 94, (4) Santa Clara 58

2010 • Las Vegas, Nev.

First Round • (6) San Diego 61, (7) Santa Clara 59

2011 • Las Vegas, Nev.

Quarterfinals • (4) Santa Clara 76, (8) LMU 68
Semifinals • (1) Saint Mary's 74, (4) Santa Clara 64

2012 • Las Vegas, Nev.

Play-In Game • (8) Portland 74, (9) Santa Clara 70

2013 • Las Vegas, Nev.

Quarterfinals • (9) LMU 60, (4) Santa Clara 58

2014 • Las Vegas, Nev.

Play-In Game • (9) Santa Clara 81, (8) Pacific 64
Quarterfinals • (1) Gonzaga 77, (9) Santa Clara 75

2015 • Las Vegas, Nev.

Play-In Game • (7) Santa Clara 85, (10) LMU 54
Quarterfinals • (2) BYU 78, (7) Santa Clara 76

2016 • Las Vegas, Nev.

Quarterfinals • (3) BYU 72, (6) Santa Clara 60

2017 • Las Vegas, Nev.

Quarterfinals • (4) Santa Clara 76, (5) USF 69
Semifinals • (1) Gonzaga 77, (4) Santa Clara 68

2018 • Las Vegas, Nev.

Opening Round • (10) Pepperdine 85, (7) Santa Clara 69

2019 • Las Vegas, Nev.

Opening Round • (7) San Diego 62, (6) Santa Clara 45

2020 • Las Vegas, Nev.

Opening Round • (7) Santa Clara 76, (10) Portland 82
Quarterfinals • (6) Pepperdine 84, (7) Santa Clara 73

2021 • Las Vegas, Nev.

Opening Round • (7) Santa Clara 95, (10) Portland 86
Quarterfinals • (7) Santa Clara 81, (6) Pacific 76
Semifinals • (3) Pepperdine 78, (7) Santa Clara 70

2022 • Las Vegas, Nev.

Quarterfinals • (3) Santa Clara 91, (6) Portland 67
Semifinals • (2) Saint Mary's 75, (3) Santa Clara 72

2023 • Las Vegas, Nev.

Quarterfinals • (6) USF 93, (3) Santa Clara 87 (2OT)

2024 • Las Vegas, Nev.

Quarterfinals • (4) Santa Clara 104, (5) San Diego 79
Semifinals • (1) Saint Mary's 79, (4) Santa Clara 65

2025 • Las Vegas, Nev.

Quarterfinals • (9) Pepperdine 78, (4) Santa Clara 76

Santa Clara in the WCC Tournament

Santa Clara captured the first-ever WCC Tournament Championship title when the tournament was rolled out for the 1986-87 season. The fifth-seeded Broncos defeated 7-seed Pepperdine, 77-65, to claim the championship. Six years later, led by a certain freshman guard from the Great White North with the last name "Nash", Santa Clara won their second WCC Tournament Championship for the 1993 season. Ranked as the 3-seed, the Broncos rolled past (6) Saint Mary's, edged out (2) Gonzaga and took down 1-seed Pepperdine in the championship game. Those two titles remain the only ones Santa Clara has won in the tournament's 39-year history.

Despite winning just two titles, Santa Clara has played in the WCC Tournament Championship Game six times, with the most recent appearance coming in 2001. The Broncos have earned the No. 1 seed three times (1995-97) and have been the No. 2 seed twice (1992 and 2007). Santa Clara has earned a four-seed or better in each of the last four seasons.

Prior to the tournament permanently relocating to neutral ground in Las Vegas in 2009, Santa Clara hosted the event ten times inside Toso Pavilion/Leavey Center. The Broncos were 9-10 in the games played in their home venue, including a pair of championship game losses to Hank Gathers and LMU in 1988 (104-96) and Gonzaga in 1999 (91-66). The last season Santa Clara hosted the tournament was in 2005.

Record vs. Opponents

Team	Record	Last Meeting
BYU	0-2	2016 - 60-72 (L)
Gonzaga	1-9	2017 - 68-77 (L)
LMU	4-5	2015 - 85-54 (W)
Pacific	2-0	2021 - 81-76 (W)
Pepperdine	4-6	2025 - 76-78 (L)
Portland	6-2	2022 - 91-67 (W)
Saint Mary's	6-8	2024 - 65-79 (L)
San Diego	3-2	2024 - 104-79 (W)
San Francisco	7-3	2023 - 87-93 (L, 2ot)
Overall	33-37	

As a...	vs. a...
1 seed	0-3
2 seed	2-2
3 seed	10-7
4 seed	8-9
5 seed	7-4
6 seed	1-4
7 seed	4-4
8 seed	0-1
9 seed	1-2
10 seed	0-0

WCC Tournament Records

Individual

Points

Pts.	Player	Opponent	Date
30	Jared Brownridge	BYU	3/15/16
30	Kyle Bailey	San Francisco	3/6/04

Field Goals

No.	Player	Opponent	Date
10	Josip Vrankic	Pacific	3/5/21
10	Jared Brownridge	BYU	3/15/16
10	Jeffy Connelly	LMU	3/7/89

Field Goal Attempts

No.	Player	Opponent	Date
28	Jared Brownridge	BYU	3/15/16

Field Goal Percentage (min. 5 made)

No.	Player	Opponent	Date
.857	Jens Gordon	San Francisco	3/4/89

Three-Pointers Made

No.	Player	Opponent	Date
6	Jared Brownridge	BYU	3/7/15
6	Joey Kaempf	Saint Mary's	3/4/06

Three-Point Attempts

No.	Player	Opponent	Date
12	Kevin Foster	Saint Mary's	3/6/11
12	Steve Nash	San Francisco	3/5/94

Three-Point Percentage (min. 3 made)

No.	Player	Opponent	Date
.833	Steve Nash	Pepperdine	3/8/93

Free Throws Made

No.	Player	Opponent	Date
12	John Bryant	San Diego	3/7/09

Free Throw Attempts

No.	Player	Opponent	Date
15	Adama-Alpha Bal	San Diego	3/9/24
15	Brian Jones	Pepperdine	3/4/01

Free Throw Percentage (min. 10 made)

No.	Player	Opponent	Date
1.000 (12-12)	John Bryant	San Diego	3/7/09
1.000 (11-11)	Jared Brownridge	San Francisco	3/4/17

Rebounds

No.	Player	Opponent	Date
27	John Bryant	San Diego	3/7/09

Assists

No.	Player	Opponent	Date
11	John Woolery	San Francisco	3/5/94

Turnovers

No.	Player	Opponent	Date
9	Kevin Foster	San Diego	3/7/09

Blocked Shots

No.	Player	Opponent	Date
7	John Bryant	San Francisco	3/8/08

Steals

No.	Player	Opponent	Date
4	Brandin Podziemski	San Francisco	3/4/23
4	Travis Niesen	Portland	3/4/06
4	Steve Nash	LMU	3/4/95

Minutes Played

No.	Player	Opponent	Date
49	Brandin Podziemski	San Francisco	3/4/23

Team

Category	No.	Opponent	Date
Points	104	San Diego	3/9/24
Field Goals Made	43	LMU	3/7/88
Field Goals Att.	74	San Francisco	3/4/23
FG Percentage	.671 (43-64)	LMU	3/7/88
Three-Pointers Made	15	Gonzaga	3/5/01
Three-Point Attempts	29	San Francisco	3/4/23
Three-Point Percentage	.769	Pepperdine	2/28/99
Free Throws Made	35	San Diego	3/9/24
Free Throw Attempts	41	San Diego	3/9/24
Free Throw Percentage	.941 (16-17)	Pepperdine	3/8/93
Rebounds	57	LMU	3/6/89
Assists	23	LMU	3/7/88
Most Turnovers	22	Portland	3/3/90
Fewest Turnovers	1	Portland	2/29/12
Blocked Shots	9	San Francisco	3/4/23
Steals	11	LMU	3/16/15
	11	Gonzaga	3/9/08



Herb Sendek

Head Coach

10th Season
Carnegie Mellon '85

With a resume that includes 21 postseason appearances and three conference coach of the year awards, along with demonstrated player and staff development, Herb Sendek is entering his 10th season as Santa Clara's head men's basketball coach in 2025-26. In his nine previous seasons, he has accumulated a 161-120 (.573) record, and has the fourth-most wins in program history.

In July of 2025, Sendek signed a five-year contract extension that will keep him at the helm of the program through the 2029-30 season.

Sendek, who was hired on March 29, 2016 as the 15th head coach in school history, is among the most successful coaches in Santa Clara basketball history. In his nine-year tenure, the Broncos have posted eight winning records, including seven-straight entering 2025-26, which is tied for the second-longest winning record streak in program history (1957-58 through 1962-63). He is the eighth coach in program history to reach 100 wins, and is tied with legendary coach Dick Davey for the fewest number of seasons needed to reach 140 victories (eight).

A native of Pittsburgh, Sendek is entering his 32nd season as a collegiate head coach in 2025-26, and has seen tremendous success in all four of his head-coaching tenures. With a career record of 574-415 (.580), he ranks 52nd in NCAA Division I history in wins and is one of 20 active head coaches with 500 career victories. He is also one of three current head coaches in the WCC with 500 wins (Mark Few and Randy Bennett), and ranks 14th in wins among current active head coaches in NCAA D1.

Sendek has put together five 20-win seasons in his time at Santa Clara, which is just one shy of tying the legendary Carroll Williams for the most in program history.

The last six seasons of the Sendek Era have been particularly impressive and rank among the most successful stretches for any coach in Bronco history. Santa Clara has won 117 games since 2019-20, which is the second-most wins in a six-year stretch in program history (1967-68 through 1972-73). Among the victories during that stretch were 11 against Power 6 opponents and three against ranked opponents. Five of the six seasons saw the Broncos post 20 or more wins with the lone exception being the 2020-21 campaign that was shortened to 20 games total due to the Covid-19 pandemic. Excluding the Covid year, it is the first time that Santa Clara has ever posted 20-win seasons in five consecutive years.

In the last four seasons alone, Sendek has guided the Broncos to 85 victories, which is tied as the best four-year stretch in program history (1966-67 through '69-70). In 2021-22 and 2022-23, he led the team to the National Invitation Tournament (NIT) for Santa Clara's first back-to-back postseason bids (NCAA or NIT) since 1994-95 and 1995-96. In 2024-25, the Broncos returned to the NIT for their third postseason appearance in four seasons. The Broncos also finished inside the top four of the WCC standings in all four years, their longest stretch doing so since 1995-2002.

Perhaps the most impressive stat from the last four seasons is Sendek's win total against opponents ranked in the top-25 of the Associated Press Poll. Prior to Sendek's arrival, Santa Clara had not defeated a ranked opponent since Nov. 19, 2004. The Broncos ended their drought on Feb. 8, 2022 when Sendek's team knocked off No. 22 Saint Mary's, 77-72, inside the Leavey Center. Two years later, SCU took down No. 21 Gonzaga, 77-76, and in 2024-25, Sendek had perhaps his most defining victory yet when the Broncos went into Spokane and knocked off No. 16 Gonzaga again, this time inside the Kennel.

Prior to joining the Broncos, Sendek served as head coach at Arizona State, North Carolina State and Miami (Ohio). In those three stints, he compiled a 413-295 (.583) record, including 39 victories against top 25 opponents. Sendek earned coach of the year honors in the Pac-10, Atlantic Coast Conference and Mid-American Conference. He was one of the three youngest coaches with 400 or more victories. Sendek is one of just five active Division I head coaches to win at least 150 games at three or more D1 schools, and is one of 13 active head coaches to win conference coach of the year honors by three or more conferences.

Under Sendek's direction, Santa Clara has emerged as one of the top programs to produce NBA talent over the last couple of seasons. In 2022, Jalen Williams became the program's highest NBA draft pick of the modern era and second-highest ever when he was selected 12th overall by the Oklahoma City Thunder. A first team All-WCC performer with the Broncos, Williams went on to have a tremendous rookie season with the Thunder, finishing runner-up for the NBA Rookie of the Year Award. In 2025, Williams established himself as one of the top players in the NBA as he earned a spot in his first NBA All-Star game, was named both All-NBA (Third Team) and All-Defensive Team, and, of

course, won the 2025 NBA Finals Championship with the Thunder to become the first Bronco to win an NBA title since Kurt Rambis in the 1980s.

The following year saw yet another Bronco hear his name called in the first round of the NBA Draft, as WCC Co-Player of the Year Brandin Podziemski was selected 19th overall by the Golden State Warriors. In doing so, Santa Clara became one of just five programs to produce back-to-back top-20 picks in the 2022 and 23 NBA Drafts, joined by Kentucky, Duke, Kansas and Baylor. Additionally, Santa Clara became one of just three current WCC programs to ever produce back-to-back first round selections (Gonzaga and San Francisco).

Williams and Podziemski both earned a spot on the NBA All-Rookie Team in their respective seasons and were also twice named NBA Rising Stars. They are just the latest beneficiaries of Sendek's pipeline to the NBA which include fellow first-rounders James Harden (Arizona State), Julius Hodge (NC State) and Wally Szczerbiak (Miami).

In Sendek's nine seasons, 15 Broncos have earned a total of 25 All-WCC honors with nine first team selections (see chart below) along with four earning all-region honors. At least one Bronco has been named first team All-WCC in each of the last four seasons. In 2023-24, a total of four players earned All-WCC accolades - the most representatives of Sendek's tenure and most since 2008-09.

The 2024-25 campaign saw Santa Clara reach 20 or more wins for the fourth-consecutive season (21) and record 12 wins in WCC play - the most of Sendek's tenure and most by the Broncos overall since 1994-95. It was the fourth-consecutive season that SCU finished inside the top-four of the final WCC standings - their longest streak since doing so eight consecutive years from 1994-95 through 2001-02. The Broncos relied heavily on the 3-ball throughout the season, so much so that they obliterated both the school and WCC records for most 3-pointers in a season with a whopping 368 treys. A good chunk of those treys came in two games specifically, and both on the road. The Broncos knocked down 18 3-pointers en route to scoring 103 points to take down No. 16 Gonzaga in Spokane and had an even more impressive showing on Feb. 22 when they tied the NCAA D1 record for the most treys made by a road team when they dismantled Washington State in Pullman by knocking down 23 triples. The Broncos' 109-79 victory over the Cougars was their highest point total against a conference opponent since Feb. 10, 1979 (113 vs. Saint Mary's) and their most scored on the road since dropping 111 at Pepperdine on Feb. 19, 1972.

Going back to the victory at Gonzaga, which was Santa Clara's first inside the McCarthy Athletics Center since 2007. The win was SCU's first over a ranked opponent in a road game since Dec. 4, 1993 (No. 13 Cal) and was the first time that SCU defeated Gonzaga in consecutive seasons since 1999-00 and 2000-01.

The 2024-25 season culminated with Santa Clara hosting the first and second rounds of the NIT. They defeated UC Riverside in the opening round for their first win in the NIT since 1984. Three Broncos were named All-WCC with Adama-Alpha Bal repeating as a first team pick and Carlos Stewart Jr. and Christoph Tilly earning second team honors.

Sendek has one of the more impressive coaching trees in NCAA D1 with nine former assistants, administrative assistants or graduate assistants currently serving as head coaches (see chart below). Additionally, there are nine other former head coaches who served under Sendek - Jim Christian (Boston College, Kent State, TCU, Ohio), the late Charlie Coles (Miami (Oh), Central Michigan), Larry Hunter (Western Carolina, Ohio), the late Dave Manzer (Messiah College), Barret Peery (Portland State), Scott Pera (Rice), Mark Phelps (Drake), Lamont Smith (San Diego) and James Whitford (Ball State).

To read Sendek's full bio, head over to santaclarabroncos.com.

Sendek At-A-Glance

Hometown	Pittsburgh, Pa.
Education	Carnegie-Mellon University '85 Three-year letterman (1981-84)
Family	Wife - Melanie Children - Kristin, Catherine, Kelly

Sendek's Year-By-Year Record

Year	School	Record	Postseason/Notes
1993-94	Miami (Ohio)	19-11 (.633)	NIT
1994-95	Miami (Ohio)	23-7 (.767)	NCAA Second Round MAC Coach of the Year
1995-96	Miami (Ohio)	21-8 (.724)	NIT
Record at Miami (Ohio)		63-26 (.708)	
1996-97	NC State	17-15 (.531)	NIT
1997-98	NC State	17-15 (.531)	NIT
1998-99	NC State	19-14 (.576)	NIT
1999-00	NC State	20-14 (.588)	NIT
2000-01	NC State	13-16 (.448)	
2001-02	NC State	23-11 (.676)	NCAA Second Round
2002-03	NC State	18-13 (.581)	NCAA First Round
2003-04	NC State	21-10 (.677)	NCAA Second Round ACC Coach of the Year
2004-05	NC State	21-14 (.600)	NCAA Sweet 16
2005-06	NC State	22-10 (.688)	NCAA Second Round
Record at NC State		191-132 (.591)	
2006-07	Arizona State	8-22 (.266)	
2007-08	Arizona State	21-13 (.618)	NIT Quarterfinals
2008-09	Arizona State	25-10 (.714)	NCAA Second Round Ranked in AP Top 25 All Yr.
2009-10	Arizona State	22-11 (.667)	NIT Pac-10 Coach of Year
2010-11	Arizona State	12-19 (.387)	
2011-12	Arizona State	10-21 (.323)	
2012-13	Arizona State	22-13 (.629)	NIT/16-4 home record
2013-14	Arizona State	21-12 (.636)	NCAA First Round
2014-15	Arizona State	18-16 (.529)	
Record at ASU		159-137 (.537)	
2016-17	Santa Clara	17-16 (.515)	
2017-18	Santa Clara	11-20 (.355)	
2018-19	Santa Clara	16-15 (.516)	
2019-20	Santa Clara	20-13 (.600)	20 wins - first since '12-13
2020-21	Santa Clara	12-8 (.600)	
2021-22	Santa Clara	21-12 (.636)	NIT/3rd in WCC
2022-23	Santa Clara	23-10 (.697)	NIT/3rd in WCC
2023-24	Santa Clara	20-13 (.606)	4th in WCC
2024-25	Santa Clara	21-13 (.618)	NIT/4th in WCC
2025-26	Santa Clara	24-7 (.774)	3rd in WCC/WCC COTY
Record at SCU		185-127 (.593)	
Career Record		598-422 (.586)	

NCAA D1 All-Time Wins Leaders

44.	Billy Tubbs (Oklahoma, TCU, Lamar)	609
45.	Slats Gill (Oregon State)	599
46.	Herb Sendek	598
47.	Tom Davis (Iowa, Lafayette, Boston College, Stanford, Drake)	597
48.	John Thompson (Georgetown)	596

SCU Career Victories

1.	Carroll Williams (1971-92)	344
2.	Dick Davey (1993-07)	251
3.	Bob Feerick (1951-62)	190
4.	Herb Sendek (2017-current)	185
5.	Kerry Keating (2008-16)	139
6.	Dick Garibaldi (1963-70)	137

Sendek's Coaching Tree

Herb Sendek has not only been successful on the court, but he has also prepared many individuals for collegiate head coaching positions. There are currently nine former Sendek assistants, administrative assistants or graduate assistants who are head coaches on the Division I level. In addition, there are nine other former head coaches - Jim Christian (Boston College, Kent State), the late Charlie Coles (Miami [Ohio]), Larry Hunter (Western Carolina), the late Dave Manzer (Messiah College), Barret Peery (Portland State), Scott Pera (Rice), Mark Phelps (Drake), Lamont Smith (San Diego) and James Whitford (Ball State) - who served under Sendek.

Coach	Current School	With Sendek as Asst. Coach
John Groce	Akron	NC State, 1996-2000
Ron Hunter	Tulane	Miami (Ohio), 1993-94
Stan Johnson	LMU	Arizona State, 2013-15
Thad Matta	Butler	Miami (Ohio), 1994-95
Archie Miller	Rhode Island	NC State, 2005-06 Arizona State, 2006-07
Eric Musselman	Southern California	Arizona State, 2012-14
Rob Senderoff*	Kent State	Miami (Ohio), 1994-96
Dedrique Taylor	Cal State Fullerton	Arizona State, 2006-13

#served as admin assistant; * served as grad assistant



Sendek has the second-most career wins among current WCC head coaches.

2025-26 Santa Clara Player Capsules

0

Brenton Knapper
R-Sr. • G • 6-0 • 175
Charleston, W.V.
Colony HS (Calif.)

	PPG	RPG	APG	FG%	3FG	FT%
25-26	8.3	2.0	2.5	.406	.295	.804
Career	5.8	1.7	1.8	.425	.349	.738

Career Pts - 22 at LMU (1/31/26)
Highs Reb - 9 at Pepperdine (1/6/24)
Ast - 8 vs. Utah Tech (12/3/25)

WCC All-Academic ... Started 29 games; missed Idaho State with a shoulder injury and LMU with concussion ... 115 career appearances with 46 starts ... 22 career double-figure scoring games ... 12 games in double figure scoring this season ... Coming off 19 pts vs. Oregon State (2/28) ... 10 pts, 3 stl at USF (2/21) ... Career-best game with 22 pts, 5 stls at LMU (1/31) ... 16 pts (4-7 3PT) at Portland (12/30); also had 3 stls, 3 asts ... 13 pts, 5 ast at Oregon State (12/28) ... 13 pts vs. Nevada (11/15) ... 11 pts at Gonzaga (1/8) ... 11 pts (4-5 FG) at Pacific (2/4) ... 10 points and career-high eight assists vs. Utah Tech (12/3) ... 2nd on team with eight games of 3+ steals

1

Christian Hammond
R-So. • G • 6-4 • 195
Denver, Colo.
Dream City Christian

	PPG	RPG	APG	FG%	3FG	FT%
25-26	15.9	2.9	2.4	.490	.395	.798
Career	11.2	2.4	1.9	.481	.372	.802

Career Pts - 27 vs. Nevada (11/15/25)
Highs Reb - 9 vs. Cal Poly Humboldt (11/4/25)
Ast - 5 at Portland (12/30/25)

First Team All-WCC ... 49 career appearances with 31 starts ... Started 30 games ... Missed Utah Tech game ... Leads team, 5th in WCC in scoring (15.9) ... 2nd in WCC in FG Percentage (.490) ... WCC Player of the Week (Jan. 19) ... Lou Henson Award Early Season Watch List ... Leads team with 25 games in double figure scoring ... 20 or more pts in nine games - tied with Adama-Alpha Bal in '23-'24 for most such games over last 3 years ... 18 games with 15+ points ... 26 career double figure scoring games and nine 20-point games ... 11 pts at Saint Mary's (2/25) ... 18 pts (16 in 1H), 4-7 3PT at USF (2/21) ... Career-high 27 pts (11-of-17 FG) vs. Nevada (11/15) ... Other 20-pt games: Minnesota (20), New Mexico (22), Arizona State (22), Loyola (25), Pepperdine (20), San Diego (21) and Saint Mary's (25)

2

Sash Gavalyugov
R-Fr. • G • 6-3 • 175
Botevgrad, Bulgaria
NBA Global Academy

	PPG	RPG	APG	FG%	3FG	FT%
25-26	8.3	1.7	2.4	.399	.353	.818
Career	7.6	1.5	2.1	.402	.359	.818

Career Pts - 37 vs. LMU (1/10/26)
Highs Reb - 7 vs. Louisiana (11/21/25)
Ast - 5 (4x), last at LMU (1/31/26)

One of four players to appear in all 31 games and has two starts ... 7 double figure scoring games ... WCC Co-Freshman of the Week (1/12) ... 21 pts (5-9 3PT) vs. Seattle U. (2/11) ... Monster game of 37 pts (14-20 FG, 6-12 3PT) vs. LMU; 2nd-most pts scored by a Bronco at home in program history ... 37 pts are also second-most ever scored by a Bronco Freshman and is the most a WCC player has scored in league play this season ... Six treys vs. LMU are most by any Bronco this season ... 19 pts (5-8 3PT) vs. McNeese (1/17) ... 14 pts, 5 ast vs. Utah Tech (12/3) ... 12 pts vs. Arizona State (12/13) ... 10 pts at Xavier (11/10) ... Drew first-career start vs. Idaho State (11/18).

3

Francis Chukwudebelu
Fr. • C • 6-10 • 220
Dallas, Texas
Argyle HS

	PPG	RPG	APG	FG%	3FG	FT%
25-26	1.5	1.4	0.8	.480	.400	.500
Career	1.5	1.4	0.8	.480	.400	.500

Career Pts - 7 vs. Cal Poly Humboldt (11/4/25)
Highs Reb - 5 vs. Cal Poly Humboldt (11/4/25)
Blks - 2 vs. Cal Poly Humboldt (11/4/25)

Has played in 22 games ... Scored 3 points in regular-season finale vs. Oregon State for first points since Arizona State (12/13) ... Season-high 7 pts, 5 reb and 4 ast against Cal Poly Humboldt (11/4) ... Pulled down four rebounds in the win over Minnesota (11/28) ... Signed with the Broncos as a three-star prospect that had over 15 offers ... Ranked by Rivals as the 147th-best prospect regardless of position and the No. 14 center in the class of 2025 ... Played for multiple schools in high school, finishing at Argyle High ... Played junior season for national powerhouse Oak Hill Academy.

7

KJ Cochran
Fr. • G • 6-5 • 195
West Chester, Penn.
Perkiomen School

	PPG	RPG	APG	FG%	3FG	FT%
25-26	5.2	1.4	0.6	.440	.280	.667
Career	5.2	1.4	0.6	.440	.280	.667

Career Pts - 15 at LMU (1/31/26)
Highs Reb - 4 (4x), last at Pacific (2/4/26)
Ast - 4 at San Diego (1/24/26)

30 appearances this season ... Seven double figure scoring games ... Coming off 10 pts vs. Oregon State (2/28) ... 9 pts vs. Gonzaga (all in first half) ... Season-high 15 pts, 4 reb at LMU (1/31) ... 11 pts, 4 reb vs. USF (1/28) ... 14 pts (3-4 3PT) vs. LMU (1/10) ... 14 pts vs. Utah Tech (12/3) ... 10 pt games against New Mexico and Minnesota ... Made collegiate debut vs. McNeese ... Four-star recruit and consensus top 150 player in the class of 2025 ... Played at Perkiomen School as a junior and senior ... Named the Non-PIAA Player of the Year, National Prep Third-Team All-America, All-State and First Team All-EPL honoree as a senior after averaging 21 points, six rebounds 2.5 assists ... Played AAU ball for K-Low Elite.

8

Elijah Mahi
Sr. • F • 6-7 • 220
Toronto, Canada
West Valley College

	PPG	RPG	APG	FG%	3FG	FT%
25-26	14.0	4.5	2.7	.455	.333	.717
Career	12.5	4.3	2.7	.465	.369	.699

Career Pts - 30 at USF (2/21/26)
Highs Reb - 10 (2x), last at Portland (2/6/25)
Ast - 9 vs. San Diego (1/4/26)

First Team All-WCC ... 63 career appearances with 43 starts ... Only player to start all 31 games ... 2x WCC Player of the Week (12/29, 2/23) ... Second on team, 12th in WCC in scoring (14.0) ... 6th in the WCC in FG percentage (.455) ... 8th in WCC with 1.7 steals in conference play ... 23 double figure scoring games ... 14 games with 15 or more points with four 20-point games ... Coming off 12 pts, 5 reb, 5 ast vs. Oregon State (2/28) ... WCC POTW after career-high 30 pts, 7 reb, 4 stl at USF (2/21) ... 15 pts, 5 reb vs. Gonzaga (2/14) ... 12 pts, 6 reb, 4 stls at LMU (1/31) ... 18 pts, career-high 4 stls vs. USF (1/28) ... 37 career double-figure scoring outings; six 20-pt games ... Season-high 23 pts with career-high five 3PT at Oregon State (12/28) ... 22 pts at Portland (12/30) ... 21 pts vs. Loyola (12/20)

12

Bukky Oboye
R-So. • C • 7-1 • 220
Houston, Texas
Clements HS

	PPG	RPG	APG	FG%	3FG	FT%
25-26	8.3	4.3	0.6	.678	.250	.650
Career	5.1	2.8	0.4	.661	.257	.605

Career Pts - 22 vs. Nevada (11/15/25)
Highs Reb - 8 (4x), last vs. Gonzaga (2/14/26)
Blks - 7 vs. Nevada (11/15/25)

57 career appearances with 30 starts ... Started 30 games this season ... 47 total blocks on season ... 11 double figure scoring games ... 4th in WCC with 1.2 blocks per game ... Coming off 11 pts (4-4 FG) vs. Oregon State (2/28) ... 7 pts, season-high-tying 8 reb vs. Gonzaga (2/14) ... 8 pts, 3 blks vs. Seattle (2/11) ... 11 pts at WSU (1/7) ... 16 pts (6-6 FG), 8 reb at San Diego (1/24) ... Career high 22 pts (8-10 FG), 7 blocks vs. Nevada (11/15) ... Big night vs. Pepperdine (1/2); 13 pts, 7 reb, 3 blks, 2 stl ... 12 pts at Gonzaga (1/8) ... 14 pts (6-6 FG), 8 reb and 3 ast vs. Utah Tech (12/3) ... 13 pts, 5 reb and 2 blocks vs. Louisiana (11/21) ... 10 pts vs. Oregon State (12/28), North Texas (12/17) and Arizona State (12/13) ... Seven blocks are most by a Bronco since John Bryant's 7 vs. USF (3/8/08)

15

Thierry Darlan
Jr. • G • 6-8 • 210
Bangui, Central African Republic
NBA Academy Africa

	PPG	RPG	APG	FG%	3FG	FT%
25-26	6.5	3.6	1.0	.391	.343	.886
Career	6.5	3.6	1.0	.394	.343	.886

Career Pts - 15 at USF (2/21/26)
Highs Reb - 13 vs. Cal Poly Humboldt (11/4/25)
Ast - 3 (3x), last vs. LMU (1/10/26)

Preseason All-WCC ... One of four players to appear in all 31 games; also made one start ... Made first career start vs. Utah Tech ... Six double figure scoring games ... Leads team in free throw shooting (.886) ... Career-high 15 pts at USF (2/21) ... 8 pts, 6 reb and 2 blks at San Diego (1/24) ... 14 pts, 6 reb, 3 ast vs. San Diego (1/4) ... Also scored 14 at Portland and Oregon State ... 10 pts, 6 reb vs. Minnesota (11/28) ... Debuted in opener vs. Humboldt with 13 points and 13 rebounds; first Bronco since Josh Martin in 2018-19 to open career with a double-double ... 8 pts, 6 reb, 4 blks at Xavier (11/10) ... Played two seasons in the G League, most recently for the Delaware Blue Coats alongside former Bronco Jared Brownridge ... Averaged 11 points, six rebounds and two assists for the Blue Coats.

22

Allen Graves
R-Fr. • F • 6-9 • 225
Ponchatoula, La. | Ponchatoula HS

	PPG	RPG	APG	FG%	3FG	FT%
25-26	11.5	6.5	1.8	.514	.408	.727
Career	11.5	6.5	1.8	.514	.408	.727

Career Pts - 30 at Washington State (2/7/26)
Highs Reb - 13 (2x), last at Washington State (2/7/26)
Asts - 6 vs. Minnesota (11/28/25)
Blks - 5 at San Diego (1/24/26)
Stls - 5 at Pacific (2/4/26)

WCC Freshman of the Year ... WCC Sixth Man of the Year ... First Team All-WCC ... Has played in all 31 games with four starts ... 6x WCC Freshman of the Week, including 4 of last 5 weeks ... Leads team, 7th in WCC in rebounding (6.5); 2nd in WCC in offensive RPG (2.9) ... 3rd in WCC in steals (2.0) ... Third on team in scoring (11.5) ... Averaged 13.5 pts, 6.6 reb, 2.1 stls in WCC play ... Ranks 18th nationally with 62 total steals - most by a freshman in program history; also 2nd-most by a freshman in NCAA D1 this season ... 5th most blocks by a freshman in program history (29) ... 2nd most reb by a freshman in program history (203) ... 22 double figure scoring games and team-best six double figure rebounding efforts ... Has 11 games with three or more steals ... Has scored 10 or more in 14-straight games excluding USF game in which he went out with injury early in 1H ... Team-high three double-doubles ... Coming off 14 pts vs. Oregon State (2/28) ... 20 pts, 6 reb at Saint Mary's (2/25) ... 15 pts, 5 reb, 5 ast, 3 stls vs. Seattle (2/11) ... Career-high 30 pts, 13 reb (9 off), 4 ast, 2 stl at WSU (2/7); most pts by a Bronco freshman on the road since Jared Brownridge in 2014 ... Logged 12 pts, 5 stls (season high) at Pacific (2/4) ... 17 pts, 10 reb at LMU (1/31) ... 18 pts, 9 reb, 3 stls at Gonzaga (1/8) ... First career double-double at Xavier (10 pts/11 reb) ... 1st career start vs. McNeese; career-high-tying 13 reb (7 offensive) ... Was the 2023-24 Gatorade Player of the Year for the state of Louisiana, as well as the Max Preps Louisiana Player of the Year, Mr. Basketball and Mr. Louisiana as a senior.

44

Jake Ensminger
R-Jr. • G • 6-9 • 215
Ulm, Germany | Ratiopharm Ulm

	PPG	RPG	APG	FG%	3FG	FT%
25-26	6.4	5.6	3.0	.527	.364	.667
Career	4.4	5.3	2.1	.452	.311	.700

Career Pts - 17 vs. Pacific (2/15/24)
Highs Reb - 13 vs. LMU (2/20/25)
Ast - 7 vs. Oregon State (2/28/26)

94 career appearances with 49 starts ... Missed three games with an injury; returned against Arizona State ... Has played/started 28 games ... Second on team in rebounding (5.6) ... Leads team in assists (3.0) ... Coming off 8 pts, 10 reb and career-high 7 ast vs. Oregon State (2/28) ... 10 reb and 6 pts at USF (2/21) ... Has eight games with 5 or more assists ... Tied season high of 13 pts (6-9 FG) with 6 reb at Pacific (2/4) ... 8 pts, 4 reb at LMU (1/31) ... 7 pts, 6 reb, 2 stls vs. USF (1/28) ... Suffered leg injury late vs. Saint Louis ... Season high-tying 11 reb, 4 ast vs. LMU (1/10) ... Season-high 13 pts, 8 reb, 2 stls at Oregon State (12/28) ... 11 reb, 7 pts, 3 asts vs. Louisiana (11/21) ... 10 reb, 6 ast vs. Nevada ... 10 career double-figure scoring and 15 career double-figure rebounding games



O
Brenton Knapper
nap-ur
Nickname: BK
 6-0 • 175 • R-Sr. • G
 Charleston, W.V.
 Colony HS (Calif.)

Season and Career Highs		
2025-26 Season	Category	Career
22 at LMU, 1/31/26	Points	22 at LMU, 1/31/26
9 at LMU, 1/31/26	FGs	9 at LMU, 1/31/26
14 (3x), last vs. Oregon State, 2/28/26	FGAs	14 (3x), last vs. Oregon State, 2/28/26
4 at Portland, 12/30/25	3FGs	5 at Portland, 2/6/25
10 vs. Utah Tech, 12/3/25	3FGAs	10 vs. Utah Tech, 12/3/25
4 (3x), last vs. Oregon State, 2/28/26	FTs	5 at USF, 2/4/23
4 (4x), last vs. Oregon State, 2/28/26	FTAs	5 at USF, 2/4/23
6 vs. San Diego, 1/4/26	Rebounds	9 at Pepperdine, 1/6/24
8 vs. Utah Tech, 12/3/25	Assists	8 vs. Utah Tech, 12/3/25
5 at LMU, 1/31/26	Steals	5 at LMU, 1/31/26
1 at Xavier, 11/10/25	Blocks	1, multiple times
31 vs. Utah Tech, 12/3/25	Minutes	31 vs. Utah Tech, 12/3/25

Get to Know BK

- Major: Master of Arts in Educational Leadership
- Graduated in spring 2025 with sociology degree
- Has two brothers - Brandon and Bryson.
- Older brother Brandon played college basketball at West Virginia, Eastern Kentucky and most recently Cal State San Bernardino.
- Grew up in West Virginia before moving to Ontario, Calif. in high school.

2025-26

- WCC All-Academic Team
- 29 starts
- 12 games in double figure scoring
- 2nd on team with 8 games with 3+ steals

Career Highlights

- 115 appearances and 46 starts in three seasons
- 22 career double-figure scoring games

Game-By-Game/Season Averages

Opponent	Date	GS	MIN	Total		3-Pointers		Free throws		Rebounds				PF	A	TO	BLK	STL	PTS	AVG	
				FG-FGA	PCT	3FG-3FGA	PCT	FT-FTA	PCT	OFF	DEF	TOT	AVG								
Cal Poly Humboldt	11/04/2025	*	23:50	3-12	.250	1-8	.125	0-0	.000	0	3	3	3.0	2	2	2	0	3	7	7.0	
McNeese	11/07/2025	*	21:42	1-7	.143	1-5	.200	2-2	1.000	1	1	2	2.5	0	3	2	0	1	5	6.0	
at Xavier	11/10/2025	*	24:06	5-6	.833	0-0	.000	0-0	.000	2	3	5	3.3	2	2	0	1	1	10	7.3	
Nevada	11/15/2025	*	26:24	5-11	.455	2-7	.286	1-2	.500	1	1	2	3.0	4	3	0	0	3	13	8.8	
Louisiana	11/21/2025	*	19:04	1-4	.250	0-3	.000	3-3	1.000	1	0	1	2.6	0	2	1	0	3	5	8.0	
vs Saint Louis	11/27/2025	*	28:06	3-11	.273	1-6	.167	2-2	1.000	1	1	2	2.5	3	2	1	0	0	9	8.2	
vs Minnesota	11/28/2025	*	24:13	4-7	.571	3-5	.600	0-0	.000	0	2	2	2.4	1	3	2	0	1	11	8.6	
Utah Tech	12/03/2025	*	30:44	4-14	.286	2-10	.200	0-0	.000	0	0	0	2.1	3	8	4	0	2	10	8.8	
at New Mexico	12/06/2025	*	24:27	1-4	.250	1-3	.333	0-0	.000	1	2	3	2.2	0	5	2	0	1	3	8.1	
vs Arizona St.	12/13/2025	*	18:18	0-1	.000	0-1	.000	0-0	.000	0	0	0	2.0	1	2	3	0	0	0	7.3	
vs North Texas	12/17/2025	*	23:36	4-11	.364	0-6	.000	1-2	.500	0	1	1	1.9	3	2	3	0	1	9	7.5	
vs Loyola Chicago	12/20/2025	*	18:49	0-5	.000	0-3	.000	1-2	.500	0	1	1	1.8	1	2	0	0	1	1	6.9	
at Oregon St.	12/28/2025	*	25:34	4-5	.800	2-3	.667	3-4	.750	0	1	1	1.8	1	5	0	0	1	13	7.4	
at Portland	12/30/2025	*	29:17	5-10	.500	4-7	.571	2-2	1.000	0	1	1	1.7	1	3	3	0	3	16	8.0	
Pepperdine	01/02/2026	*	26:13	4-9	.444	0-3	.000	1-1	1.000	0	1	1	1.7	3	3	0	0	1	9	8.1	
San Diego	01/04/2026	*	23:03	5-11	.455	0-3	.000	0-0	.000	4	2	6	1.9	0	0	2	0	3	10	8.2	
at Gonzaga	01/08/2026	*	22:32	3-4	.750	1-1	1.000	4-4	1.000	0	2	2	1.9	0	2	2	0	0	11	8.4	
Pacific	01/14/2026	*	20:14	2-2	1.000	1-1	1.000	2-2	1.000	0	0	0	1.8	0	2	0	0	0	7	8.3	
Saint Mary's (CA)	01/17/2026	*	19:40	0-2	.000	0-0	.000	1-2	.500	0	2	2	1.8	0	2	1	0	0	1	7.9	
at San Diego	01/24/2026	*	15:36	1-3	.333	0-1	.000	0-0	.000	0	5	5	2.0	2	3	4	0	3	2	7.6	
San Francisco	01/28/2026	*	17:04	2-7	.286	0-2	.000	0-0	.000	0	1	1	2.0	0	6	0	0	1	4	7.4	
at LMU (CA)	01/31/2026	*	26:11	9-14	.643	3-5	.600	1-3	.333	1	2	3	2.0	1	2	0	0	5	22	8.1	
at Pacific	02/04/2026	*	21:10	4-5	.800	3-4	.750	0-0	.000	1	0	1	2.0	1	1	1	0	0	11	8.2	
at Washington St.	02/07/2026	*	24:35	3-10	.300	0-3	.000	1-2	.500	0	0	0	1.9	4	3	1	0	1	7	8.2	
Seattle U	02/11/2026	*	15:20	2-8	.250	0-3	.000	1-2	.500	1	1	2	1.9	1	1	0	0	2	5	8.0	
Gonzaga	02/14/2026	*	16:43	1-3	.333	1-2	.500	0-0	.000	0	2	2	1.9	0	0	2	0	0	3	7.8	
at San Francisco	02/21/2026	*	19:53	2-5	.400	2-3	.667	4-4	1.000	2	1	3	1.9	1	1	2	0	3	10	7.9	
at Saint Mary's (CA)	02/25/2026	*	16:08	2-7	.286	0-0	.000	3-3	1.000	0	1	1	1.9	2	0	0	0	0	7	7.9	
Oregon St.	02/28/2026	*	29:25	6-14	.429	3-7	.429	4-4	1.000	0	4	4	2.0	3	2	1	0	1	19	8.3	
Totals			29	651:56	86-212	.406	31-105	.295	37-46	.804	16	41	57	2.0	40	72	39	1	41	240	8.3

Player Averages

Games Played	Minutes/game	Points/game	FG Pct	3FG Pct	FT Pct	Rebounds/game	Assists/game	Turnovers/game	Assist/Turnover ratio	Steals/game	Blocks/game
29	22.5	8.3	40.6	29.5	80.4	2.0	2.5	1.3	1.8	1.4	0.0



1

Christian Hammond

6-4 • 195 • R-So. • G
 Denver, Colo.
 Dream City Christian HS (Ariz.)

Season and Career Highs

2025-26 Season	Category	Career
27 vs. Nevada, 11/15/25	Points	27 vs. Nevada, 11/15/25
11 vs. Nevada, 11/15/25	FGs	11 vs. Nevada, 11/15/25
18 (2x), last vs. Pepperdine, 1/2/26	FGAs	18 (2x), last vs. Pepperdine, 1/2/26
4 (4x), last at USF, 2/21/26	3FGs	4 (4x), last at USF, 2/21/26
8 vs. Arizona State, 12/13/25	3FGAs	8 vs. Arizona State, 12/13/25
9 vs. Saint Mary's, 1/17/26	FTs	9 vs. Saint Mary's, 1/17/26
10 vs. Saint Mary's, 1/17/26	FTAs	10 vs. Saint Mary's, 1/17/26
9 vs. Cal Poly Humboldt, 11/4/25	Rebounds	9 vs. Cal Poly Humboldt, 11/4/25
5 at Portland, 12/30/25	Assists	5 at Portland, 12/30/25
5 vs. Cal Poly Humboldt, 11/4/25	Steals	5 vs. Cal Poly Humboldt, 11/4/25
1 (2x), last vs. Pepperdine, 1/2/26	Blocks	1, multiple times
36 vs. Gonzaga, 2/14/26	Minutes	36 vs. Gonzaga, 2/14/26

Get to Know Christian

- Major: Communication
- Comes from a rich basketball family. His parents, grandfather and brother all played collegiately.
- Father Julian Hammond II played collegiately at LMU and professionally in Australia. His mother played for Cal Poly, and his grandfather, Julian Sr., played professionally in the ABA for the Denver Rockets (1967-72).
- Was a two-sport star in high school, winning three state championships in football while also excelling on the hardwood.

2025-26

- First Team All-WCC
- 30 starts
- WCC Player of the Week (Jan. 19)
- Leads team, 5th in WCC in scoring (15.9)
- 25 games in double figure scoring; 9 with 20 or more

Career Highlights

- 49 career appearances, 32 starts.
- Played in 19 games with a pair of starts as a freshman.
- 26 games in double figure scoring
- WCC's Commissioner's Honor Roll in 2024-25

Game-By-Game/Season Averages

Opponent	Date	GS	MIN	Total		3-Pointers		Free throws		Rebounds				PF	A	TO	BLK	STL	PTS	AVG	
				FG-FGA	PCT	3FG-3FGA	PCT	FT-FTA	PCT	OFF	DEF	TOT	AVG								
Cal Poly Humboldt	11/04/2025	*	29:56	6-11	.545	1-4	.250	0-0	.000	1	8	9	9.0	3	2	3	0	5	13	13.0	
McNeese	11/07/2025	*	28:46	3-8	.375	1-3	.333	5-8	.625	0	8	8	8.5	2	4	1	1	0	12	12.5	
at Xavier	11/10/2025	*	26:07	6-11	.545	1-3	.333	2-2	1.000	0	3	3	6.7	1	2	3	0	2	15	13.3	
Nevada	11/15/2025	*	30:46	11-17	.647	2-5	.400	3-4	.750	1	1	2	5.5	1	2	2	0	0	27	16.8	
Idaho St.	11/18/2025	*	27:16	4-14	.286	2-5	.400	6-6	1.000	1	1	2	4.8	3	2	0	0	2	16	16.6	
Louisiana	11/21/2025	*	25:00	7-12	.583	3-6	.500	2-2	1.000	0	2	2	4.3	0	4	0	0	0	19	17.0	
vs Saint Louis	11/27/2025	*	31:18	2-8	.250	1-2	.500	6-7	.857	0	3	3	4.1	2	1	3	0	1	11	16.1	
vs Minnesota	11/28/2025	*	26:20	8-12	.667	3-5	.600	1-1	1.000	0	2	2	3.9	1	2	0	0	2	20	16.6	
at New Mexico	12/06/2025	*	29:31	7-14	.500	3-7	.429	5-7	.714	0	3	3	3.8	4	2	1	0	1	22	17.2	
vs Arizona St.	12/13/2025	*	30:58	6-11	.545	4-8	.500	6-8	.750	0	1	1	3.5	1	3	3	0	2	22	17.7	
vs North Texas	12/17/2025	*	33:25	2-9	.222	2-3	.667	0-0	.000	0	3	3	3.5	3	3	2	0	0	6	16.6	
vs Loyola Chicago	12/20/2025	*	34:11	10-18	.556	2-5	.400	3-4	.750	1	3	4	3.5	2	2	2	0	0	25	17.3	
at Oregon St.	12/28/2025	*	25:37	3-7	.429	1-2	.500	2-2	1.000	0	0	0	3.2	1	3	1	0	1	9	16.7	
at Portland	12/30/2025	*	30:27	5-10	.500	1-4	.250	3-4	.750	0	3	3	3.2	0	5	1	0	2	14	16.5	
Pepperdine	01/02/2026	*	31:52	9-18	.500	1-5	.200	1-3	.333	1	5	6	3.4	2	2	2	1	2	20	16.7	
San Diego	01/04/2026	*	28:23	9-13	.692	1-3	.333	2-2	1.000	1	3	4	3.4	1	2	2	0	1	21	17.0	
at Gonzaga	01/08/2026	*	31:05	7-13	.538	0-2	.000	0-0	.000	0	3	3	3.4	3	3	3	0	1	14	16.8	
LMU (CA)	01/10/2026	*	27:14	3-10	.300	0-3	.000	2-2	1.000	0	2	2	3.3	2	3	1	0	3	8	16.3	
Pacific	01/14/2026	*	33:14	7-10	.700	1-1	1.000	3-4	.750	1	0	1	3.2	4	2	1	0	2	18	16.4	
Saint Mary's (CA)	01/17/2026	*	32:50	8-15	.533	0-1	.000	9-10	.900	1	4	5	3.3	3	2	2	0	1	25	16.9	
at San Diego	01/24/2026	*	27:54	6-9	.667	4-6	.667	0-0	.000	0	2	2	3.2	3	1	3	0	1	16	16.8	
San Francisco	01/28/2026	*	31:25	8-15	.533	4-6	.667	1-2	.500	0	0	0	3.1	1	2	1	0	1	21	17.0	
at LMU (CA)	01/31/2026	*	23:46	3-11	.273	0-3	.000	6-6	1.000	0	1	1	3.0	1	2	2	0	1	12	16.8	
at Pacific	02/04/2026	*	32:29	3-10	.300	0-3	.000	1-2	.500	0	1	1	2.9	3	3	0	0	0	7	16.4	
at Washington St.	02/07/2026	*	27:10	7-12	.583	1-2	.500	1-2	.500	0	3	3	2.9	3	1	3	0	2	16	16.4	
Seattle U	02/11/2026	*	30:15	7-16	.438	2-5	.400	1-2	.500	3	3	6	3.0	1	1	0	0	2	17	16.4	
Gonzaga	02/14/2026	*	35:37	7-14	.500	1-5	.200	1-2	.500	2	1	3	3.0	4	3	2	0	1	16	16.4	
at San Francisco	02/21/2026	*	28:43	6-11	.545	4-7	.571	2-2	1.000	1	0	1	3.0	2	3	3	0	1	18	16.4	
at Saint Mary's (CA)	02/25/2026	*	28:33	4-11	.364	1-3	.333	2-2	1.000	0	0	0	2.9	3	2	4	0	1	11	16.2	
Oregon St.	02/28/2026	*	30:18	2-9	.222	0-2	.000	3-3	1.000	1	2	3	2.9	3	3	3	0	1	7	15.9	
Totals			30	890:26	176-359	.490	47-119	.395	79-99	.798	15	71	86	2.9	63	72	54	2	39	478	15.9

Player Averages

Games Played	Minutes/game	Points/game	FG Pct	3FG Pct	FT Pct	Rebounds/game	Assists/game	Turnovers/game	Assist/Turnover ratio	Steals/game	Blocks/game
30	29.7	15.9	49.0	39.5	79.8	2.9	2.4	1.8	1.3	1.3	0.1



2
Sash Gavalyugov
SAH-sh GAV-uh-LOO-gahv
 6-3 • 175 • R-Fr. • G
 Botevgrad, Bulgaria
 NBA Global Academy
 Villanova

Season and Career Highs		
2025-26 Season	Category	Career
37 vs. LMU, 1/10/26	Points	37 vs. LMU, 1/10/26
14 vs. LMU, 1/10/26	FGs	14 vs. LMU, 1/10/26
20 vs. LMU, 1/10/26	FGAs	20 vs. LMU, 1/10/26
6 vs. LMU, 1/10/26	3FGs	6 vs. LMU, 1/10/26
12 vs. LMU, 1/10/26	3FGAs	12 vs. LMU, 1/10/26
3 (2x), last vs. LMU, 1/10/26	FTs	3 (2x), last vs. LMU, 1/10/26
4 (2x), last vs. LMU, 1/10/26	FTAs	4 (2x), last vs. LMU, 1/10/26
7 vs. Louisiana, 11/21/25	Rebounds	7 vs. Louisiana, 11/21/25
5 (4x), last at LMU, 1/31/26	Assists	5 (4x), last at LMU, 1/31/26
2 (3x), last vs. San Diego, 1/4/26	Steals	2 (3x), last vs. San Diego, 1/4/26
	Blocks	
31 vs. LMU, 1/10/26	Minutes	31 vs. LMU, 1/10/26

Get to Know Sash

- Major: Communication
- Originally signed with Villanova out of Bulgaria where he played in the Bulgarian U18 League.
- First name is actually Aleksandar, but he goes by Sash.

2025-26

- One of 5 players to play in all 31 games; 2 starts
- WCC Co-Freshman of the Week (Jan. 12)
- 7 games in double figure scoring
- 37 pts vs. LMU are the 2nd-most ever scored by a Bronco in Leavey Center

Career Highlights

- In his first season with the Broncos.
- Transfer from Villanova where he played sparingly in four games before suffering a season-ending ankle injury in 2024-25.

Game-By-Game/Season Averages

Opponent	Date	GS	MIN	Total		3-Pointers		Free throws		Rebounds				PF	A	TO	BLK	STL	PTS	AVG
				FG-FGA	PCT	3FG-3FGA	PCT	FT-FTA	PCT	OFF	DEF	TOT	AVG							
Cal Poly Humboldt	11/04/2025		23:14	3-10	.300	2-7	.286	0-0	.000	1	1	2	2.0	1	3	0	0	0	8	8.0
McNeese	11/07/2025		22:11	7-13	.538	5-8	.625	0-0	.000	2	1	3	2.5	3	0	4	0	0	19	13.5
at Xavier	11/10/2025		19:23	4-8	.500	2-3	.667	0-0	.000	0	1	1	2.0	3	2	1	0	1	10	12.3
Nevada	11/15/2025		13:36	2-3	.667	1-2	.500	1-2	.500	0	0	0	1.5	1	3	1	0	0	6	10.8
Idaho St.	11/18/2025	*	21:59	2-7	.286	0-5	.000	2-2	1.000	0	2	2	1.6	3	1	2	0	2	6	9.8
Louisiana	11/21/2025		20:56	0-4	.000	0-2	.000	0-0	.000	3	4	7	2.5	3	5	1	0	1	0	8.2
vs Saint Louis	11/27/2025		12:19	1-6	.167	0-5	.000	0-0	.000	0	3	3	2.6	0	0	0	0	0	2	7.3
vs Minnesota	11/28/2025		15:47	2-4	.500	2-3	.667	0-0	.000	1	0	1	2.4	0	4	2	0	1	6	7.1
Utah Tech	12/03/2025		22:34	4-9	.444	3-8	.375	3-4	.750	2	1	3	2.4	2	5	1	0	1	14	7.9
at New Mexico	12/06/2025		19:04	1-9	.111	0-8	.000	0-0	.000	2	0	2	2.4	2	2	4	0	1	2	7.3
vs Arizona St.	12/13/2025		21:42	4-14	.286	2-8	.250	2-2	1.000	1	0	1	2.3	3	2	1	0	1	12	7.7
vs North Texas	12/17/2025		16:24	1-4	.250	0-2	.000	0-0	.000	1	2	3	2.3	0	5	4	0	0	2	7.3
vs Loyola Chicago	12/20/2025		16:05	3-8	.375	2-4	.500	0-0	.000	1	1	2	2.3	1	3	2	0	1	8	7.3
at Oregon St.	12/28/2025		18:53	2-3	.667	2-2	1.000	0-0	.000	0	0	0	2.1	3	4	1	0	2	6	7.2
at Portland	12/30/2025		10:43	1-3	.333	1-3	.333	0-0	.000	0	0	0	2.0	2	3	1	0	0	3	6.9
Pepperdine	01/02/2026		15:14	2-5	.400	1-3	.333	0-0	.000	0	0	0	1.9	4	1	1	0	0	5	6.8
San Diego	01/04/2026		16:57	3-7	.429	2-5	.400	0-0	.000	0	1	1	1.8	2	1	3	0	2	8	6.9
at Gonzaga	01/08/2026		17:28	2-7	.286	2-6	.333	2-2	1.000	0	1	1	1.8	1	0	0	0	0	8	6.9
LMU (CA)	01/10/2026	*	31:28	14-20	.700	6-12	.500	3-4	.750	1	4	5	1.9	3	1	3	0	0	37	8.5
Pacific	01/14/2026		19:46	3-7	.429	1-4	.250	0-0	.000	0	0	0	1.9	1	4	0	0	1	7	8.5
Saint Mary's (CA)	01/17/2026		20:39	3-10	.300	1-5	.200	2-2	1.000	1	2	3	1.9	3	0	0	0	1	9	8.5
at San Diego	01/24/2026		24:24	3-5	.600	3-5	.600	0-0	.000	1	0	1	1.9	1	2	2	0	1	9	8.5
San Francisco	01/28/2026		22:56	3-7	.429	2-5	.400	0-0	.000	0	0	0	1.8	1	2	0	0	0	8	8.5
at LMU (CA)	01/31/2026		16:29	2-7	.286	1-5	.200	0-0	.000	0	0	0	1.7	3	5	1	0	0	5	8.3
at Pacific	02/04/2026		18:50	1-2	.500	1-2	.500	1-2	.500	1	1	2	1.7	4	2	0	0	0	4	8.2
at Washington St.	02/07/2026		15:25	3-8	.375	2-4	.500	0-0	.000	1	1	2	1.7	1	2	2	0	0	8	8.2
Seattle U	02/11/2026		24:40	7-12	.583	5-9	.556	2-2	1.000	0	4	4	1.8	0	2	2	0	1	21	8.6
Gonzaga	02/14/2026		23:17	4-11	.364	2-5	.400	0-0	.000	0	0	0	1.8	3	4	3	0	0	10	8.7
at San Francisco	02/21/2026		20:07	3-10	.300	1-5	.200	0-0	.000	1	3	4	1.8	1	1	1	0	0	7	8.6
at Saint Mary's (CA)	02/25/2026		22:46	3-9	.333	1-4	.250	0-0	.000	0	1	1	1.8	1	3	2	0	0	7	8.6
Oregon St.	02/28/2026		06:38	0-1	.000	0-1	.000	0-0	.000	0	0	0	1.7	0	1	0	0	1	0	8.3
Totals		2	591:53	93-233	.399	53-150	.353	18-22	.818	20	34	54	1.7	56	73	45	0	18	257	8.3

Player Averages

Games Played	Minutes/game	Points/game	FG Pct	3FG Pct	FT Pct	Rebounds/game	Assists/game	Turnovers/game	Assist/Turnover ratio	Steals/game	Blocks/game
31	19.1	8.3	39.9	35.3	81.8	1.7	2.4	1.5	1.6	0.6	0.0



3
Francis Chukwudebelu
Chew-coo-dah-bell
 6-10 • 220 • Fr • C
 Dallas, Texas
 Argyle HS

Season and Career Highs		
2025-26 Season	Category	Career
7 vs. Cal Poly Humboldt, 11/4/25	Points	7 vs. Cal Poly Humboldt, 11/4/25
3 (2x), last vs. Utah Tech, 12/3/25	FGs	3 (2x), last vs. Utah Tech, 12/3/25
5 vs. Cal Poly Humboldt, 11/4/25	FGAs	5 vs. Cal Poly Humboldt, 11/4/25
1 (2x), last vs. Arizona State, 12/13/25	3FGs	1(2x), last vs. Arizona State, 12/13/25
2 vs. Cal Poly Humboldt, 11/4/25	3FGAs	2 vs. Cal Poly Humboldt, 11/4/25
3 vs. Minnesota, 11/28/25	FTs	3 vs. Minnesota, 11/28/25
4 (2x), last vs. Minnesota, 11/28/25	FTAs	4 (2x), last vs. Minnesota, 11/28/25
5 vs. Cal Poly Humboldt, 11/4/25	Rebounds	5 vs. Cal Poly Humboldt, 11/4/25
4 vs. Cal Poly Humboldt, 11/4/25	Assists	4 vs. Cal Poly Humboldt, 11/4/25
1 (3x), last vs. Pepperdine, 1/2/26	Steals	1 (3x), last vs. Pepperdine, 1/2/26
2 vs. Cal Poly Humboldt, 11/4/25	Blocks	2 vs. Cal Poly Humboldt, 11/4/25
24 vs. Cal Poly Humboldt, 11/4/25	Minutes	24 vs. Cal Poly Humboldt, 11/4/25

Get to Know Francis

- Major: Undeclared
- Was born in Nigeria, but moved to the U.S. at 12 years old.
- Played soccer growing up, but transitioned to basketball after moving to the states.

2025-26

- 21 appearances off the bench
- 7 pts, 5 reb, 4 ast, 2 blks in collegiate debut vs. Cal Poly Humboldt (11/4)

Career Highlights

- In his first season with the Broncos.
- Three-star prospect rated by Rivals as the 147th-best prospect overall and No. 14 center.
- Played junior season at national powehouse Oak Hill Academy in Mount of Wilson, Va.
- Finished high school career playing for Argyle High School.

Game-By-Game/Season Averages

Opponent	Date	GS	MIN	Total		3-Pointers		Free throws		Rebounds				PF	A	TO	BLK	STL	PTS	AVG	
				FG-FGA	PCT	3FG-3FGA	PCT	FT-FTA	PCT	OFF	DEF	TOT	AVG								
Cal Poly Humboldt	11/04/2025		24:39	3-5	.600	1-2	.500	0-0	.000	2	3	5	5.0	0	4	0	2	0	7	7.0	
McNeese	11/07/2025		10:58	1-1	1.000	0-0	.000	1-2	.500	1	0	1	3.0	0	1	0	1	0	3	5.0	
at Xavier	11/10/2025		07:56	0-2	.000	0-1	.000	0-0	.000	0	1	1	2.3	2	1	0	1	0	0	3.3	
Nevada	11/15/2025		02:01	0-0	.000	0-0	.000	0-0	.000	0	1	1	2.0	1	1	0	0	0	0	2.5	
Idaho St.	11/18/2025		03:32	1-1	1.000	0-0	.000	0-0	.000	2	0	2	2.0	0	1	0	0	0	2	2.4	
Louisiana	11/21/2025		07:57	1-1	1.000	0-0	.000	2-4	.500	0	2	2	2.0	4	2	0	1	0	4	2.7	
vs Saint Louis	11/27/2025		03:39	1-1	1.000	0-0	.000	1-1	1.000	0	0	0	1.7	1	0	0	1	0	3	2.7	
vs Minnesota	11/28/2025		22:03	0-1	.000	0-0	.000	3-4	.750	1	3	4	2.0	4	1	0	0	1	3	2.8	
Utah Tech	12/03/2025		12:20	3-3	1.000	0-0	.000	0-0	.000	2	1	3	2.1	1	1	1	1	1	6	3.1	
at New Mexico	12/06/2025		07:51	0-0	.000	0-0	.000	0-0	.000	2	1	3	2.2	2	0	0	0	0	0	2.8	
vs Arizona St.	12/13/2025		03:44	1-1	1.000	1-1	1.000	0-0	.000	0	0	0	2.0	0	0	0	0	0	3	2.8	
vs Loyola Chicago	12/20/2025		02:07	0-1	.000	0-0	.000	0-0	.000	0	0	0	1.8	0	0	0	0	0	0	2.6	
at Oregon St.	12/28/2025		07:34	0-0	.000	0-0	.000	0-0	.000	0	1	1	1.8	3	1	0	0	0	0	2.4	
Pepperdine	01/02/2026		03:59	0-0	.000	0-0	.000	0-0	.000	0	1	1	1.7	0	0	0	0	1	0	2.2	
at Gonzaga	01/08/2026		01:03	0-0	.000	0-0	.000	0-0	.000	0	0	0	1.6	0	0	0	0	0	0	2.1	
LMU (CA)	01/10/2026		04:21	0-1	.000	0-0	.000	0-2	.000	1	0	1	1.6	1	0	0	0	0	0	1.9	
Pacific	01/14/2026		01:27	0-0	.000	0-0	.000	0-0	.000	0	0	0	1.5	1	0	0	0	0	0	1.8	
San Francisco	01/28/2026		00:56	0-0	.000	0-0	.000	0-0	.000	0	0	0	1.4	0	0	0	0	0	0	1.7	
at LMU (CA)	01/31/2026		03:35	0-0	.000	0-0	.000	0-0	.000	0	1	1	1.4	1	1	0	1	0	0	1.6	
at San Francisco	02/21/2026		11:11	0-4	.000	0-0	.000	0-0	.000	1	0	1	1.4	4	3	0	1	0	0	1.6	
at Saint Mary's (CA)	02/25/2026		02:24	0-1	.000	0-1	.000	0-0	.000	0	0	0	1.3	0	0	0	0	0	0	1.5	
Oregon St.	02/28/2026		14:50	1-2	.500	0-0	.000	1-3	.333	3	1	4	1.4	2	0	0	0	0	3	1.5	
Totals			0	160:05	12-25	.480	2-5	.400	8-16	.500	15	16	31	1.4	27	17	1	9	3	34	1.5

Player Averages

Games Played	Minutes/game	Points/game	FG Pct	3FG Pct	FT Pct	Rebounds/game	Assists/game	Turnovers/game	Assist/Turnover ratio	Steals/game	Blocks/game
22	7.3	1.5	48.0	40.0	50.0	1.4	0.8	0.0	17.0	0.1	0.4



4

Brad Longcor III

6-4 • 180 • Fr. • G
 Quincy, Ill.
 Quincy HS

Season and Career Highs		
2025-26 Season	Category	Career
	Points	
	FGs	
	FGAs	
	3FGs	
	3FGAs	
	FTs	
	FTAs	
	Rebounds	
	Assists	
	Steals	
	Blocks	
	Minutes	

Get to Know Brad

- Major: Undeclared
- One of the top players from Illinois in the 2025 recruiting class.

Career Highlights

- Redshirting this season.

Prior to Santa Clara

A four-time all-conference and three-time all-state honoree at Quincy High in Illinois where he helped the team to a 116-19 record in four seasons, including a 62-8 mark in his last two seasons ... Earned Western Big 6 MVP, IBCA First Team All-State and Herald-Whig All-Area MVP honors as both a junior and senior ... Led the Blue Devils to a 31-4 record and a spot in the Class 4A Normal Super-Sectional after averaging 17.4 points on 59 percent shooting, including a 36 percent mark from beyond the arc, to go with 4.6 assists and 3.2 rebounds per outing as a senior ... Averaged 16 points, 3.2 assists and 3.1 rebounds while shooting north of 55 percent from the floor and 47 percent from 3-point range en route to leading Quincy to a 31-4 record as a junior ... Was a finalist for the state of Illinois' Mr. Basketball in 2025 ... Rated as a three-star recruit and a top-10 player in the state of Illinois ... Chose Santa Clara over offers from Loyola-Chicago, Northern Iowa, Southern Illinois and others.

Game-By-Game/Season Averages



7
KJ Cochran
 6-5 • 195 • Fr. • G
 West Chester, Penn.
 Perkiomen School

Season and Career Highs		
2025-26 Season	Category	Career
15 at LMU, 1/31/26	Points	15 at LMU, 1/31/26
6 (2x), last at LMU, 1/31/26	FGs	6 (2x), last at LMU, 1/31/26
11 vs. Utah Tech, 12/3/25	FGAs	11 vs. Utah Tech, 12/3/25
3 (2x), last vs. USF (1/28/26)	3FGs	3 (3x), last vs. USF (1/28/26)
8 at New Mexico, 12/6/25	3FGAs	8 at New Mexico, 12/6/25
2 (4x), last at LMU, 1/31/26	FTs	2 (4x), last at LMU, 1/31/26
4 at Oregon State, 12/28/25	FTAs	4 at Oregon State, 12/28/25
4 (4x), last at Pacific, 2/4/26	Rebounds	4 (4x), last at Pacific, 2/4/26
4 at San Diego, 1/24/26	Assists	4 at San Diego, 1/24/26
2 (2x), last vs. San Diego, 1/4/26	Steals	2 (2x), last vs. San Diego, 1/4/26
	Blocks	
24 vs. Utah Tech, 12/3/25	Minutes	24 vs. Utah Tech, 12/3/25

Get to Know KJ

- Major: Communication
- Consensus top-150 player in the class of 2025.
- Averaged 21.3 pts in the AAU with K-Low Elite.

2025-26

- 30 appearances
- 7 double-figure scoring games

Career Highlights

- In his first season with the Broncos.
- Four-star recruit and consensus top-150 player for the class of 2025.
- Played junior and senior seasons at Perkiomen School in West Chester, Penn.
- Named the 2024-25 Non-PIAA Player of the Year and National Prep Third Team All-America after averaging 21 pts, 6 reb and 2.5 assists as a senior.

Game-By-Game/Season Averages

Opponent	Date	GS	MIN	Total		3-Pointers		Free throws		Rebounds				PF	A	TO	BLK	STL	PTS	AVG
				FG-FGA	PCT	3FG-3FGA	PCT	FT-FTA	PCT	OFF	DEF	TOT	AVG							
McNeese	11/07/2025		09:26	0-4	.000	0-3	.000	0-0	.000	2	0	2	2.0	3	1	1	0	1	0	0.0
at Xavier	11/10/2025		08:10	1-3	.333	0-1	.000	0-0	.000	0	0	0	1.0	0	0	1	0	0	2	1.0
Nevada	11/15/2025		09:14	2-3	.667	1-2	.500	0-0	.000	0	1	1	1.0	0	1	1	0	1	5	2.3
Idaho St.	11/18/2025		10:33	3-7	.429	0-4	.000	0-0	.000	2	2	4	1.8	0	0	0	0	0	6	3.3
Louisiana	11/21/2025		17:51	4-7	.571	1-4	.250	0-0	.000	1	0	1	1.6	2	1	0	0	0	9	4.4
vs Saint Louis	11/27/2025		08:17	1-4	.250	0-2	.000	0-0	.000	1	1	2	1.7	0	0	0	0	0	2	4.0
vs Minnesota	11/28/2025		22:54	4-9	.444	2-7	.286	0-0	.000	0	0	0	1.4	3	1	0	0	1	10	4.9
Utah Tech	12/03/2025		24:00	6-11	.545	2-5	.400	0-0	.000	0	2	2	1.5	0	1	2	0	0	14	6.0
at New Mexico	12/06/2025		14:36	3-9	.333	2-8	.250	2-3	.667	0	0	0	1.3	2	0	0	0	1	10	6.4
vs Arizona St.	12/13/2025		09:49	0-4	.000	0-2	.000	0-0	.000	0	2	2	1.4	2	1	1	0	2	0	5.8
vs North Texas	12/17/2025		02:42	1-1	1.000	1-1	1.000	0-0	.000	0	0	0	1.3	1	0	0	0	0	3	5.5
vs Loyola Chicago	12/20/2025		07:48	1-2	.500	0-1	.000	0-0	.000	1	1	2	1.3	0	1	0	0	0	2	5.3
at Oregon St.	12/28/2025		13:23	1-3	.333	0-2	.000	0-4	.000	0	0	0	1.2	1	0	1	0	0	2	5.0
at Portland	12/30/2025		06:03	0-1	.000	0-1	.000	0-0	.000	0	0	0	1.1	1	0	1	1	0	0	4.6
Pepperdine	01/02/2026		09:50	1-3	.333	1-3	.333	0-0	.000	0	0	0	1.1	1	1	1	0	1	3	4.5
San Diego	01/04/2026		16:16	1-4	.250	1-4	.250	2-2	1.000	0	2	2	1.1	2	0	1	1	2	5	4.6
at Gonzaga	01/08/2026		10:58	0-2	.000	0-2	.000	0-0	.000	0	0	0	1.1	1	1	0	0	0	0	4.3
LMU (CA)	01/10/2026		18:02	5-10	.500	3-4	.750	1-2	.500	1	1	2	1.1	4	0	0	0	1	14	4.8
Pacific	01/14/2026		08:12	2-2	1.000	1-1	1.000	0-0	.000	0	0	0	1.1	0	0	0	0	0	5	4.8
Saint Mary's (CA)	01/17/2026		07:49	0-1	.000	0-1	.000	0-0	.000	0	1	1	1.1	1	0	0	0	0	0	4.6
at San Diego	01/24/2026		15:27	1-3	.333	0-2	.000	2-2	1.000	0	3	3	1.1	2	4	2	0	0	4	4.6
San Francisco	01/28/2026		12:39	4-5	.800	3-4	.750	0-0	.000	3	1	4	1.3	1	0	0	0	0	11	4.9
at LMU (CA)	01/31/2026		18:16	6-9	.667	1-4	.250	2-2	1.000	2	2	4	1.4	2	2	0	0	0	15	5.3
at Pacific	02/04/2026		12:29	2-4	.500	1-3	.333	2-2	1.000	2	2	4	1.5	0	0	3	0	0	7	5.4
at Washington St.	02/07/2026		09:46	1-3	.333	0-2	.000	0-0	.000	0	0	0	1.4	0	0	0	0	1	2	5.2
Seattle U	02/11/2026		10:58	0-2	.000	0-1	.000	2-2	1.000	0	0	0	1.4	0	0	0	0	1	2	5.1
Gonzaga	02/14/2026		11:14	4-4	1.000	1-1	1.000	0-1	.000	1	2	3	1.4	0	1	0	0	0	9	5.3
at San Francisco	02/21/2026		11:16	0-3	.000	0-1	.000	0-0	.000	0	0	0	1.4	0	0	0	0	1	0	5.1
at Saint Mary's (CA)	02/25/2026		12:08	1-2	.500	1-2	.500	0-0	.000	0	1	1	1.4	0	1	0	0	0	3	5.0
Oregon St.	02/28/2026		13:33	4-9	.444	1-4	.250	1-1	1.000	2	1	3	1.4	3	1	0	0	1	10	5.2
Totals			0 363:40	59-134	.440	23-82	.280	14-21	.667	18	25	43	1.4	32	18	15	2	14	155	5.2

Player Averages

Games Played	Minutes/game	Points/game	FG Pct	3FG Pct	FT Pct	Rebounds/game	Assists/game	Turnovers/game	Assist/Turnover ratio	Steals/game	Blocks/game
30	12.1	5.2	44.0	28.0	66.7	1.4	0.6	0.5	1.2	0.5	0.1



8

Elijah Mahi

6-7 • 220 • Sr. • F
 Toronto, Canada
 Potter's House Christian (Fla.)
 West Valley College

Season and Career Highs		
2025-26 Season	Category	Career
30 at USF, 2/21/26	Points	30 at USF, 2/21/26
11 at USF, 2/21/26	FGs	11 at USF, 2/21/26
21 at USF, 2/21/26	FGAs	21 at USF, 2/21/26
5 at Oregon State, 12/28/25	3FGs	5 at Oregon State, 12/28/25
9 at USF, 2/21/26	3FGAs	9 at USF, 2/21/26
6 vs. Pacific, 1/14/26	FTs	7 vs. San Diego, 2/8/25
7 at LMU, 1/31/26	FTAs	10 vs. San Diego, 2/8/25
8 at New Mexico, 12/6/25	Rebounds	10 (2x), last at Portland, 2/6/25
9 vs. San Diego, 1/4/26	Assists	9 vs. San Diego, 1/4/26
4 (3x), last at USF, 2/21/26	Steals	4 (3x), last at USF, 2/21/26
2 (2x), last vs. Saint Mary's, 1/17/26	Blocks	2 (2x), last vs. Saint Mary's, 1/17/26
36 vs. Saint Louis, 11/27/25	Minutes	36 vs. Saint Louis, 11/27/25

Get to Know Elijah

- Major: Communication
- Originally from Toronto, Canada
- Played for the Canadian U23 Men's National Team in summer 2023.

Career Highlights

- 62 career appearances, 43 starts
- 39 career double-figure scoring games.
- 7 career 20-point games.
- 3x WCC Player of the Week

2025-26

- First Team All-WCC
- 2x WCC Player of the Week (Dec. 29, Feb. 23)
- Only player to start all 31 games
- 2nd on team, 12th in WCC in scoring (14.0)
- 23 games in double figure scoring; 4 games with 20 or more

Game-By-Game/Season Averages

Opponent	Date	GS	MIN	Total		3-Pointers		Free throws		Rebounds				PF	A	TO	BLK	STL	PTS	AVG	
				FG-FGA	PCT	3FG-3FGA	PCT	FT-FTA	PCT	OFF	DEF	TOT	AVG								
Cal Poly Humboldt	11/04/2025	*	29:12	5-9	.556	1-4	.250	3-5	.600	2	1	3	3.0	0	3	1	2	1	14	14.0	
McNeese	11/07/2025	*	32:24	7-13	.538	2-5	.400	3-6	.500	2	2	4	3.5	3	2	3	1	1	19	16.5	
at Xavier	11/10/2025	*	27:15	7-13	.538	1-2	.500	3-5	.600	1	1	2	3.0	2	3	1	1	0	18	17.0	
Nevada	11/15/2025	*	32:47	4-5	.800	1-2	.500	1-2	.500	1	2	3	3.0	3	6	3	0	2	10	15.3	
Idaho St.	11/18/2025	*	33:25	2-10	.200	0-2	.000	1-4	.250	3	4	7	3.8	0	3	1	1	1	5	13.2	
Louisiana	11/21/2025	*	26:45	4-11	.364	1-5	.200	0-1	.000	2	2	4	3.8	2	2	1	0	1	9	12.5	
vs Saint Louis	11/27/2025	*	36:08	6-14	.429	2-5	.400	4-4	1.000	3	4	7	4.3	0	1	3	0	1	18	13.3	
vs Minnesota	11/28/2025	*	29:23	5-10	.500	3-7	.429	0-0	.000	0	4	4	4.3	2	2	2	1	0	13	13.3	
Utah Tech	12/03/2025	*	33:01	4-14	.286	3-7	.429	2-4	.500	1	4	5	4.3	1	3	3	0	3	13	13.2	
at New Mexico	12/06/2025	*	32:39	5-13	.385	1-7	.143	2-2	1.000	4	4	8	4.7	2	1	4	0	1	13	13.2	
vs Arizona St.	12/13/2025	*	33:06	6-15	.400	3-6	.500	2-2	1.000	3	3	6	4.8	1	1	1	0	1	17	13.5	
vs North Texas	12/17/2025	*	32:05	7-11	.636	2-3	.667	1-3	.333	2	3	5	4.8	1	4	2	0	2	17	13.8	
vs Loyola Chicago	12/20/2025	*	30:57	7-15	.467	2-6	.333	5-6	.833	1	2	3	4.7	2	3	1	0	0	21	14.4	
at Oregon St.	12/28/2025	*	27:07	8-13	.615	5-7	.714	2-3	.667	3	3	6	4.8	0	2	0	0	1	23	15.0	
at Portland	12/30/2025	*	31:58	9-13	.692	2-5	.400	2-2	1.000	1	1	2	4.6	1	1	2	1	1	22	15.5	
Pepperdine	01/02/2026	*	29:42	6-10	.600	1-5	.200	2-2	1.000	0	3	3	4.5	1	3	1	1	1	15	15.4	
San Diego	01/04/2026	*	25:42	3-11	.273	1-7	.143	0-0	.000	0	7	7	4.6	3	9	3	0	2	7	14.9	
at Gonzaga	01/08/2026	*	24:00	3-9	.333	0-2	.000	2-2	1.000	2	2	4	4.6	3	0	0	0	0	8	14.6	
LMU (CA)	01/10/2026	*	27:07	7-14	.500	1-5	.200	2-3	.667	1	1	2	4.5	0	2	0	0	2	17	14.7	
Pacific	01/14/2026	*	30:03	4-12	.333	1-3	.333	6-7	.857	2	5	7	4.6	1	2	2	0	1	15	14.7	
Saint Mary's (CA)	01/17/2026	*	28:36	4-9	.444	0-0	.000	0-0	.000	1	5	6	4.7	1	2	3	2	3	8	14.4	
at San Diego	01/24/2026	*	22:19	4-6	.667	1-3	.333	3-4	.750	1	2	3	4.6	3	3	3	0	2	12	14.3	
San Francisco	01/28/2026	*	29:53	7-13	.538	2-4	.500	2-2	1.000	0	2	2	4.5	2	2	0	0	4	18	14.4	
at LMU (CA)	01/31/2026	*	25:43	3-8	.375	1-2	.500	5-7	.714	1	5	6	4.5	5	2	4	1	4	12	14.3	
at Pacific	02/04/2026	*	31:25	4-12	.333	1-6	.167	1-3	.333	0	3	3	4.5	2	3	2	0	1	10	14.2	
at Washington St.	02/07/2026	*	33:15	4-8	.500	1-3	.333	0-0	.000	0	2	2	4.4	0	2	1	0	1	9	14.0	
Seattle U	02/11/2026	*	30:08	3-10	.300	1-5	.200	2-2	1.000	2	1	3	4.3	0	7	0	0	1	9	13.8	
Gonzaga	02/14/2026	*	29:11	6-15	.400	1-2	.500	2-2	1.000	1	4	5	4.4	1	1	1	0	1	15	13.8	
at San Francisco	02/21/2026	*	33:45	11-21	.524	3-9	.333	5-5	1.000	0	7	7	4.4	1	2	3	1	4	30	14.4	
at Saint Mary's (CA)	02/25/2026	*	29:26	2-5	.400	0-1	.000	1-2	.500	0	4	4	4.4	0	2	2	0	0	5	14.1	
Oregon St.	02/28/2026	*	32:21	4-12	.333	2-8	.250	2-2	1.000	4	1	5	4.5	1	5	2	1	1	12	14.0	
Totals			31	930:50	161-354	.455	46-138	.333	66-92	.717	44	94	138	4.5	44	84	55	13	44	434	14.0

Player Averages

Games Played	Minutes/game	Points/game	FG Pct	3FG Pct	FT Pct	Rebounds/game	Assists/game	Turnovers/game	Assist/Turnover ratio	Steals/game	Blocks/game
31	30.0	14.0	45.5	33.3	71.7	4.5	2.7	1.8	1.5	1.4	0.4



9

Gehrig Normand
Nickname: G

6-6 • 190 • R-So. • G
North Richland, Texas
Birdville HS
Michigan State

Season and Career Highs		
2025-26 Season	Category	Career
	Points	5 at Minnesota, 12/4/24#
	FGs	2 at Minnesota, 12/4/24#
	FGAs	2 at Minnesota, 12/4/24#
	3FGs	1 vs. Florida Atlantic, 12/21/24#
	3FGAs	2 vs. Colorado, 11/25/24#
	FTs	
	FTAs	
	Rebounds	1 vs. Washington, 1/9/25#
	Assists	1 vs. Western Michigan, 12/30/24#
	Steals	
	Blocks	
	Minutes	6 vs. Niagra, 11/7/24# #with Michigan State

Get to Know Gehrig

- Major: Communication
- Born in Irving, Texas.
- Full name is Gehrig Rivers Normand and he is named after pro athletes Lou Gehrig and Phillip Rivers.
- Father, Joey, played football at Kansas State.
- Was a four-star recruit and near-consensus top-100 player in the 2023 class.


Career Highlights

- In his first season with the Broncos after two seasons in East Lansing.

At Michigan State

Spent two seasons in East Lansing playing for Tom Izzo and the Spartans ... Redshirted as a true freshman in 2023-24 ... Played in 13 games off the bench in 2024-25 in MSU's Elite Eight run ... Season-high five points on the road against Minnesota in just five minutes of work ... Knocked down lone 3-point attempt in win over Florida Atlantic.

Game-By-Game/Season Averages



10
Noah Badibanga
Bad-uh-bahn-guh
 6-8 • 185 • Fr. • F
 Toulouse, France
 Elan Sportif Chalon

Season and Career Highs		
2025-26 Season	Category	Career
	Points	
	FGs	
	FGAs	
	3FGs	
	3FGAs	
	FTs	
	FTAs	
	Rebounds	
	Assists	
	Steals	
	Blocks	
	Minutes	

Get to Know Noah

- Major: Undeclared
- Comes from a basketball family - his father, Ludovic, played in France and his sister, Eliyka, plays professionally at the highest level in France.


Career Highlights

- Redshirting this season.

Prior to Santa Clara

Signed with Santa Clara from Elan Sportif Chalon, one of the best youth programs in France that has produced multiple first round NBA Draft picks ... Played for three years in the French U21 League ... In 2024-25, he averaged 13.1 points, 5.1 rebounds and 2.3 assists in 25 minutes of work ... Selected for the 2024 NBA Without Borders, an annual camp organized by the NBA and FIBA that assembles the top U18 international prospects in the world for a training camp ... Chose the Broncos over offers from Florida Atlantic and Oregon State.

Game-By-Game/Season Averages



12
Bukky Oboye
Boo-key Oh-boy-yay
 7-1 • 220 • R-So. • C
 Houston, Texas
 Clements HS

Season and Career Highs		
2025-26 Season	Category	Career
22 vs. Nevada, 11/15/25	Points	22 vs. Nevada, 11/15/25
8 vs. Nevada, 11/15/25	FGs	8 vs. Nevada, 11/15/25
10 vs. Nevada, 11/15/25	FGAs	10 vs. Nevada, 11/15/25
2 vs. Nevada, 11/15/25	3FGs	2 vs. Nevada, 11/15/25
3 vs. LMU, 1/10/26	3FGAs	3 vs. LMU, 1/10/26
4 (3x), last at San Diego, 1/24/26	FTs	4 (3x), last at San Diego, 1/24/26
5 at San Diego, 1/24/26	FTAs	5 at San Diego, 1/24/26
8 (4x), last vs. Gonzaga, 2/14/26	Rebounds	8 (4x), last vs. Gonzaga, 2/14/26
3 vs. Utah Tech, 12/3/25	Assists	3 vs. Utah Tech, 12/3/25
3 (2x), last at Pacific, 2/4/26	Steals	3 (2x), last at Pacific, 2/4/26
7 vs. Nevada, 11/15/25	Blocks	7 vs. Nevada, 11/15/25
30 vs. Gonzaga, 2/14/26	Minutes	30 vs. Gonzaga, 2/14/26

Get to Know Bukky

- Major: Communication
- Full name is Oluwabukola Oboye
- Was just 6-foot-4 in 2020 but had a grow spurt that led to him developing into a front court player.

2025-26

- 30 starts
- 11 games in double figure scoring
- Ranks 4th in WCC with 1.2 blocks
- 7 blocks vs. Nevada are most by a Bronco since 2008

Career Highlights

- 57 career appearances and 30 starts.
- Played in 25 games last year in a reserve role.

Game-By-Game/Season Averages

Opponent	Date	GS	MIN	Total		3-Pointers		Free throws		Rebounds				PF	A	TO	BLK	STL	PTS	AVG	
				FG-FGA	PCT	3FG-3FGA	PCT	FT-FTA	PCT	OFF	DEF	TOT	AVG								
Cal Poly Humboldt	11/04/2025	*	00:52	1-1	1.000	0-0	.000	0-0	.000	0	0	0	0.0	0	0	0	0	0	2	2.0	
at Xavier	11/10/2025	*	16:20	4-5	.800	0-0	.000	1-2	.500	0	1	1	0.5	5	1	2	3	2	9	5.5	
Nevada	11/15/2025	*	19:19	8-10	.800	2-2	1.000	4-4	1.000	1	1	2	1.0	4	1	0	7	0	22	11.0	
Idaho St.	11/18/2025	*	17:17	3-7	.429	0-2	.000	2-3	.667	1	2	3	1.5	5	0	1	1	1	8	10.3	
Louisiana	11/21/2025	*	16:57	6-9	.667	0-0	.000	1-4	.250	3	2	5	2.2	3	0	2	2	1	13	10.8	
vs Saint Louis	11/27/2025	*	25:34	3-5	.600	1-1	1.000	0-1	.000	3	3	6	2.8	3	0	1	2	1	7	10.2	
vs Minnesota	11/28/2025	*	15:16	1-2	.500	0-0	.000	1-2	.500	1	1	2	2.7	4	0	2	1	0	3	9.1	
Utah Tech	12/03/2025	*	24:58	6-6	1.000	0-0	.000	2-3	.667	3	5	8	3.4	2	3	0	0	0	14	9.8	
at New Mexico	12/06/2025	*	13:36	2-3	.667	0-1	.000	0-0	.000	2	1	3	3.3	5	0	2	0	0	4	9.1	
vs Arizona St.	12/13/2025	*	13:54	5-5	1.000	0-0	.000	0-0	.000	1	2	3	3.3	5	0	0	0	0	10	9.2	
vs North Texas	12/17/2025	*	22:30	4-5	.800	0-0	.000	2-3	.667	4	3	7	3.6	2	0	2	1	1	10	9.3	
vs Loyola Chicago	12/20/2025	*	20:03	1-3	.333	0-2	.000	0-0	.000	1	2	3	3.6	3	1	0	0	0	2	8.7	
at Oregon St.	12/28/2025	*	12:59	5-6	.833	0-1	.000	0-0	.000	1	4	5	3.7	5	0	0	0	2	10	8.8	
at Portland	12/30/2025	*	16:31	3-4	.750	0-0	.000	0-0	.000	1	1	2	3.6	3	1	2	0	1	6	8.6	
Pepperdine	01/02/2026	*	25:02	6-8	.750	0-0	.000	1-2	.500	4	3	7	3.8	2	2	2	3	3	13	8.9	
San Diego	01/04/2026	*	18:29	2-3	.667	0-0	.000	0-0	.000	2	4	6	3.9	2	1	0	3	1	4	8.6	
at Gonzaga	01/08/2026	*	25:52	4-7	.571	1-2	.500	3-4	.750	2	2	4	3.9	4	0	1	1	1	12	8.8	
LMU (CA)	01/10/2026	*	18:57	3-9	.333	1-3	.333	2-2	1.000	5	2	7	4.1	2	0	0	1	0	9	8.8	
Pacific	01/14/2026	*	16:20	1-4	.250	0-1	.000	4-4	1.000	0	3	3	4.1	3	1	1	1	0	6	8.6	
Saint Mary's (CA)	01/17/2026	*	19:22	3-4	.750	0-0	.000	0-2	.000	2	2	4	4.1	4	0	1	2	1	6	8.5	
at San Diego	01/24/2026	*	24:37	6-6	1.000	0-0	.000	4-5	.800	2	6	8	4.2	1	1	1	1	0	16	8.9	
San Francisco	01/28/2026	*	14:20	2-3	.667	0-1	.000	2-3	.667	1	7	8	4.4	5	0	1	0	1	6	8.7	
at LMU (CA)	01/31/2026	*	16:23	2-3	.667	1-2	.500	0-0	.000	1	4	5	4.4	5	0	1	0	0	5	8.6	
at Pacific	02/04/2026	*	17:54	1-2	.500	0-1	.000	2-4	.500	1	3	4	4.4	3	2	0	0	3	4	8.4	
at Washington St.	02/07/2026	*	18:34	5-6	.833	1-2	.500	0-0	.000	0	1	1	4.3	3	1	1	1	0	11	8.5	
Seattle U	02/11/2026	*	18:49	4-8	.500	0-3	.000	0-0	.000	0	5	5	4.3	4	1	0	3	0	8	8.5	
Gonzaga	02/14/2026	*	30:20	2-5	.400	0-2	.000	3-4	.750	4	4	8	4.4	4	1	0	1	1	7	8.4	
at San Francisco	02/21/2026	*	21:09	3-3	1.000	0-0	.000	0-1	.000	0	4	4	4.4	5	1	0	1	0	6	8.3	
at Saint Mary's (CA)	02/25/2026	*	08:37	1-3	.333	0-2	.000	2-2	1.000	2	0	2	4.3	4	0	0	1	2	4	8.2	
Oregon St.	02/28/2026	*	12:12	4-4	1.000	0-0	.000	3-5	.600	2	1	3	4.3	5	1	0	1	0	11	8.3	
Totals			30	543:03	101-149	.678	7-28	.250	39-60	.650	50	79	129	4.3	105	19	23	37	22	248	8.3

Player Averages

Games Played	Minutes/game	Points/game	FG Pct	3FG Pct	FT Pct	Rebounds/game	Assists/game	Turnovers/game	Assist/Turnover ratio	Steals/game	Blocks/game
30	18.1	8.3	67.8	25.0	65.0	4.3	0.6	0.8	0.8	0.7	1.2



14

Chris Tadjó

6-7 • 250 • So. • F
Montreal, Quebec

NBA Academy Latin America
University of Iowa

Season and Career Highs

2025-26 Season	Category	Career
	Points	5 (3x), last at Maryland, 2/16/25#
	FGs	2 (2x), last at Maryland, 2/16/25#
	FGAs	3 (2x), last at Maryland, 2/16/25#
	3FGs	1 vs. USC Upstate, 11/26/24#
	3FGAs	2 (2x), last vs. USC Upstate, 11/26/24#
	FTs	2 vs. USC Upstate, 11/26/24#
	FTAs	5 vs. New Hampshire, 12/30/24#
	Rebounds	4 vs. New Hampshire, 12/30/24#
	Assists	
	Steals	1 vs. New Orleans, 12/15/24#
	Blocks	1 (2x), last at Michigan, 12/7/24#
	Minutes	28 vs. Washington, 2/22/25#
		#with Iowa

Get to Know Chris

- Major: Communication
- Originally from Africa before moving to Montreal.
- Was a four-star recruit that ranked as high as 55th overall in the 2024 recruiting cycle.

Career Highlights

- In his first season with the Broncos.

Last Season (Iowa)

Played in 11 games as a true freshman in 2024-25 ... Shot 50 percent for the year and tallied a season-high five points on three occasions.

Game-By-Game/Season Averages



15
Thierry Darlan
Ch-ery Dar-lan
 6-8 • 210 • Jr. • G
 Bangui, Central African
 Republic
 Delaware Blue Coats

Season and Career Highs		
2025-26 Season	Category	Career
15 at USF, 2/21/26	Points	15 at USF, 2/21/26
5 (3x), last at USF, 2/21/26	FGs	5 (3x), last at USF, 2/21/26
10 vs. Cal Poly Humboldt, 11/4/25	FGAs	10 vs. Cal Poly Humboldt, 11/4/25
4 vs. San Diego, 1/4/26	3FGs	4 vs. San Diego, 1/4/26
9 vs. San Diego, 1/4/26	3FGAs	9 vs. San Diego, 1/4/26
4 at Oregon State, 12/28/25	FTs	4 at Oregon State, 12/28/25
4 at Oregon State, 12/28/25	FTAs	4 at Oregon State, 12/28/25
13 vs. Cal Poly Humboldt, 11/4/25	Rebounds	13 vs. Cal Poly Humboldt, 11/4/25
3 (3x), last vs. LMU, 1/10/26	Assists	3 (3x), last vs. LMU, 1/10/26
2 (3x), last vs. LMU, 1/10/26	Steals	2 (3x), last vs. LMU, 1/10/26
4 at Xavier, 11/10/25	Blocks	4 at Xavier, 11/10/25
28 vs. Cal Poly Humboldt, 11/4/25	Minutes	28 vs. Cal Poly Humboldt, 11/4/25

Get to Know Thierry

- Major: Undeclared
- Originally from the Central African Republic.
- Began his basketball career at the age of 16 with the NBA Academy in Senegal.
- He is the first player in NCAA history to sign with a collegiate program out of the NBA G League

2025-26

- One of four players to play in all 31 games; also made one start
- 6 games in double figure scoring
- Leads team in FT shooting percentage (.886)
- Preseason All-WCC

Career Highlights

- In his first season with the Broncos.
- Played two seasons in the NBA G League, most recently with the Delaware Blue Coats.
- Averaged 11 pts, 6 reb and 2 asts with the Blue Coats

Game-By-Game/Season Averages

Opponent	Date	GS	MIN	Total		3-Pointers		Free throws		Rebounds				PF	A	TO	BLK	STL	PTS	AVG
				FG-FGA	PCT	3FG-3FGA	PCT	FT-FTA	PCT	OFF	DEF	TOT	AVG							
Cal Poly Humboldt	11/04/2025		27:49	5-10	.500	3-7	.429	0-0	.000	3	10	13	13.0	2	2	2	1	0	13	13.0
McNeese	11/07/2025		16:33	1-5	.200	0-2	.000	2-2	1.000	2	1	3	8.0	1	0	2	0	0	4	8.5
at Xavier	11/10/2025		25:02	3-7	.429	0-2	.000	2-2	1.000	1	5	6	7.3	4	1	2	4	1	8	8.3
Nevada	11/15/2025		19:29	2-4	.500	2-3	.667	0-0	.000	1	3	4	6.5	3	0	3	1	0	6	7.8
Idaho St.	11/18/2025		21:39	1-6	.167	1-4	.250	0-0	.000	0	2	2	5.6	0	0	2	0	0	3	6.8
Louisiana	11/21/2025		15:42	0-2	.000	0-2	.000	0-0	.000	0	2	2	5.0	3	1	1	1	0	0	5.7
vs Saint Louis	11/27/2025		13:02	0-1	.000	0-0	.000	1-2	.500	1	2	3	4.7	3	3	1	0	1	1	5.0
vs Minnesota	11/28/2025		24:55	3-6	.500	2-3	.667	2-2	1.000	1	5	6	4.9	2	1	2	2	0	10	5.6
Utah Tech	12/03/2025	*	22:22	3-7	.429	0-4	.000	0-0	.000	2	1	3	4.7	4	2	1	0	1	6	5.7
at New Mexico	12/06/2025		24:39	2-6	.333	1-5	.200	0-0	.000	1	1	2	4.4	4	1	0	1	0	5	5.6
vs Arizona St.	12/13/2025		11:06	2-4	.500	1-3	.333	3-3	1.000	0	0	0	4.0	2	0	1	0	1	8	5.8
vs North Texas	12/17/2025		16:13	1-6	.167	0-4	.000	2-3	.667	0	1	1	3.8	3	0	1	1	0	4	5.7
vs Loyola Chicago	12/20/2025		22:49	2-6	.333	2-4	.500	3-4	.750	2	2	4	3.8	4	1	2	1	1	9	5.9
at Oregon St.	12/28/2025		21:54	4-8	.500	2-5	.400	4-4	1.000	1	4	5	3.9	1	1	2	2	0	14	6.5
at Portland	12/30/2025		18:21	5-9	.556	2-4	.500	2-2	1.000	1	1	2	3.7	2	2	2	0	1	14	7.0
Pepperdine	01/02/2026		15:39	2-7	.286	2-5	.400	1-2	.500	1	4	5	3.8	4	0	3	0	2	7	7.0
San Diego	01/04/2026		19:53	4-9	.444	4-9	.444	2-2	1.000	1	5	6	3.9	1	3	1	0	1	14	7.4
at Gonzaga	01/08/2026		20:29	1-6	.167	1-4	.250	0-0	.000	3	3	6	4.1	0	2	4	1	0	3	7.2
LMU (CA)	01/10/2026		22:57	0-2	.000	0-2	.000	0-0	.000	1	6	7	4.2	2	3	2	0	2	0	6.8
Pacific	01/14/2026		20:20	2-5	.400	1-4	.250	0-0	.000	1	2	3	4.2	2	0	0	0	0	5	6.7
Saint Mary's (CA)	01/17/2026		12:26	1-3	.333	0-2	.000	0-0	.000	0	3	3	4.1	4	0	0	0	0	2	6.5
at San Diego	01/24/2026		24:28	3-6	.500	2-5	.400	0-0	.000	0	6	6	4.2	3	2	3	2	0	8	6.5
San Francisco	01/28/2026		12:31	0-1	.000	0-0	.000	2-2	1.000	1	2	3	4.1	3	0	2	0	0	2	6.3
at LMU (CA)	01/31/2026		14:45	2-6	.333	2-4	.500	2-2	1.000	1	2	3	4.1	4	1	2	0	0	8	6.4
at Pacific	02/04/2026		09:24	1-5	.200	0-3	.000	1-2	.500	0	0	0	3.9	2	0	0	0	1	3	6.3
at Washington St.	02/07/2026		16:22	2-2	1.000	2-2	1.000	2-2	1.000	0	2	2	3.8	2	0	2	0	0	8	6.3
Seattle U	02/11/2026		15:41	0-1	.000	0-1	.000	2-2	1.000	0	2	2	3.8	2	2	0	0	0	2	6.2
Gonzaga	02/14/2026		11:38	2-4	.500	1-3	.333	2-2	1.000	0	5	5	3.8	0	0	0	0	0	7	6.2
at San Francisco	02/21/2026		18:30	5-7	.714	3-4	.750	2-2	1.000	1	2	3	3.8	2	1	0	0	4	15	6.5
at Saint Mary's (CA)	02/25/2026		22:55	2-4	.500	1-2	.500	2-2	1.000	0	2	2	3.7	3	0	0	1	0	7	6.5
Oregon St.	02/28/2026		14:45	2-6	.333	2-6	.333	0-0	.000	0	1	1	3.6	3	2	3	0	0	6	6.5
Totals		1	574:17	63-161	.391	37-108	.343	39-44	.886	26	87	113	3.6	75	31	46	18	16	202	6.5

Player Averages

Games Played	Minutes/game	Points/game	FG Pct	3FG Pct	FT Pct	Rebounds/game	Assists/game	Turnovers/game	Assist/Turnover ratio	Steals/game	Blocks/game
31	18.5	6.5	39.1	34.3	88.6	3.6	1.0	1.5	0.7	0.5	0.6



22
Allen Graves
 6-9 • 225 • R-Fr. • F
 Ponchatoula, La.
 Ponchatoula HS

Season and Career Highs		
2025-26 Season	Category	Career
30 at Washington State, 2/7/26	Points	30 at Washington State, 2/7/26
10 at Washington State, 2/7/26	FGs	10 at Washington State, 2/7/26
15 at Saint Mary's (2/25/26)	FGAs	15 at Saint Mary's (2/25/26)
4 vs. Seattle, 2/11/26	3FGs	4 vs. Seattle, 2/11/26
8 vs. Pacific, 1/14/26	3FGAs	8 vs. Pacific, 1/14/26
9 (2x), last vs. Gonzaga, 2/14/26	FTs	9 (2x), last vs. Gonzaga, 2/14/26
10 (2x), last vs. Gonzaga, 2/14/26	FTAs	10 (2x), last vs. Gonzaga, 2/14/26
13 (2x), last at Washington State, 2/7/26	Rebounds	13 (2x), last at Washington State, 2/7/26
6 vs. Minnesota, 11/28/25	Assists	6 vs. Minnesota, 11/28/25
5 at Pacific, 2/4/26	Steals	5 at Pacific, 2/4/26
5 at San Diego, 1/24/26	Blocks	5 at San Diego, 1/24/26
30 (2x), last at Saint Mary's (2/25/26)	Minutes	30 (2x), last at Saint Mary's (2/25/26)

Get to Know Allen

- Major: Business Management
- Named the 2023-24 Gatorade Louisiana Boys Basketball POTY
- Also named Louisiana's "Mr. Basketball" in 2023-24.
- One of three siblings to play basketball at the collegiate level - brother, Marshall, played four seasons at LSU, and his sister, Amoura, played three seasons at Auburn.
- 2x Most Outstanding Player in the state championship game
- 2x state champion

2025-26

- WCC Freshman of the Year, Sixth Man of the Year and First Team All-WCC
- 31 appearances with four starts
- 6x WCC Freshman of the Week
- Leads team, 7th in WCC in rebounding (6.5)
- 18th nationally (2nd-most among freshman) with 62 steals
- 22 games in double figure scoring; team-high 6 games with double digit reb.
- Freshman Season ranks in program history: steals (1st), rebounds (2nd), blocks (5th).

Game-By-Game/Season Averages

Opponent	Date	GS	MIN	Total		3-Pointers		Free throws		Rebounds				PF	A	TO	BLK	STL	PTS	AVG
				FG-FGA	PCT	3FG-3FGA	PCT	FT-FTA	PCT	OFF	DEF	TOT	AVG							
Cal Poly Humboldt	11/04/2025		13:16	3-7	.429	1-1	1.000	0-0	.000	2	2	4	4.0	5	2	0	0	1	7	7.0
McNeese	11/07/2025	*	29:02	2-9	.222	0-0	.000	2-5	.400	7	6	13	8.5	2	1	1	1	1	6	6.5
at Xavier	11/10/2025		15:44	4-6	.667	0-0	.000	2-4	.500	5	6	11	9.3	4	3	0	1	2	10	7.7
Nevada	11/15/2025		18:40	2-4	.500	0-0	.000	0-1	.000	1	1	2	7.5	4	4	1	2	2	4	6.8
Idaho St.	11/18/2025		27:51	4-10	.400	1-3	.333	2-3	.667	3	6	9	7.8	2	1	2	0	4	11	7.6
Louisiana	11/21/2025		18:57	3-9	.333	1-2	.500	4-5	.800	2	3	5	7.3	2	0	2	3	1	11	8.2
vs Saint Louis	11/27/2025		16:39	5-8	.625	1-2	.500	2-3	.667	0	1	1	6.4	4	0	1	1	3	13	8.9
vs Minnesota	11/28/2025	*	19:09	4-6	.667	1-1	1.000	1-2	.500	1	2	3	6.0	5	6	0	1	0	10	9.0
Utah Tech	12/03/2025	*	30:00	6-12	.500	1-3	.333	0-2	.000	4	4	8	6.2	4	3	2	3	4	13	9.4
at New Mexico	12/06/2025	*	33:38	5-11	.455	2-5	.400	0-0	.000	4	2	6	6.2	2	2	1	0	1	12	9.7
vs Arizona St.	12/13/2025		26:10	0-5	.000	0-2	.000	0-0	.000	0	5	5	6.1	5	2	1	1	4	0	8.8
vs North Texas	12/17/2025		26:55	2-5	.400	2-5	.400	2-2	1.000	3	5	8	6.3	3	1	2	1	0	8	8.8
vs Loyola Chicago	12/20/2025		22:18	2-7	.286	1-4	.250	2-2	1.000	4	6	10	6.5	5	1	0	1	2	7	8.6
at Oregon St.	12/28/2025		19:55	4-4	1.000	0-0	.000	4-5	.800	1	3	4	6.4	5	2	2	2	3	12	8.9
at Portland	12/30/2025		24:56	3-6	.500	0-0	.000	3-5	.600	6	4	10	6.6	1	3	0	0	1	9	8.9
Pepperdine	01/02/2026		14:47	0-0	.000	0-0	.000	2-2	1.000	1	3	4	6.4	4	0	0	0	3	2	8.4
San Diego	01/04/2026		20:15	5-7	.714	0-1	.000	2-2	1.000	6	3	9	6.6	3	3	0	0	1	12	8.6
at Gonzaga	01/08/2026		25:15	7-14	.500	1-4	.250	3-4	.750	5	4	9	6.7	4	1	1	1	3	18	9.2
LMU (CA)	01/10/2026		16:43	5-8	.625	2-2	1.000	4-4	1.000	3	3	6	6.7	2	1	0	0	2	16	9.5
Pacific	01/14/2026		25:06	7-14	.500	3-8	.375	0-0	.000	3	5	8	6.8	2	2	0	3	3	17	9.9
Saint Mary's (CA)	01/17/2026		29:14	3-7	.429	2-4	.500	3-4	.750	1	7	8	6.8	3	1	1	0	1	11	10.0
at San Diego	01/24/2026		18:53	6-9	.667	0-2	.000	0-4	.000	0	4	4	6.7	5	0	1	5	0	12	10.0
San Francisco	01/28/2026		24:44	4-8	.500	0-0	.000	3-4	.750	3	3	6	6.7	4	3	1	0	3	11	10.1
at LMU (CA)	01/31/2026		21:54	7-8	.875	1-1	1.000	2-2	1.000	7	3	10	6.8	3	1	0	0	2	17	10.4
at Pacific	02/04/2026		24:22	4-10	.400	1-4	.250	3-4	.750	3	5	8	6.8	1	1	1	1	5	12	10.4
at Washington St.	02/07/2026		25:12	10-14	.714	1-2	.500	9-10	.900	9	4	13	7.1	1	4	0	0	2	30	11.2
Seattle U	02/11/2026		24:00	4-7	.571	4-6	.667	3-4	.750	0	5	5	7.0	3	5	0	1	3	15	11.3
Gonzaga	02/14/2026		21:24	2-7	.286	0-2	.000	9-10	.900	1	2	3	6.9	5	3	1	0	2	13	11.4
at San Francisco	02/21/2026		03:40	1-2	.500	0-1	.000	0-0	.000	0	0	0	6.6	0	0	0	0	1	2	11.1
at Saint Mary's (CA)	02/25/2026		29:35	8-15	.533	3-7	.429	1-2	.500	3	3	6	6.6	2	0	0	1	2	20	11.4
Oregon St.	02/28/2026		12:58	4-6	.667	2-4	.500	4-4	1.000	2	3	5	6.5	4	0	1	0	0	14	11.5
Totals		4	681:13	126-245	.514	31-76	.408	72-99	.727	90	113	203	6.5	99	56	22	29	62	355	11.5

Player Averages

Games Played	Minutes/game	Points/game	FG Pct	3FG Pct	FT Pct	Rebounds/game	Assists/game	Turnovers/game	Assist/Turnover ratio	Steals/game	Blocks/game
31	22.0	11.5	51.4	40.8	72.7	6.5	1.8	0.7	2.5	2.0	0.9



44
Jake Ensminger
 6-9 • 215 • R-Jr. • G
 Ulm, Germany
 Ratiopharm Ulm

Season and Career Highs		
2025-26 Season	Category	Career
13 (2x), last at Pacific, 2/4/26	Points	17 vs. Pacific, 2/15/24
6 (2x), last at Pacific, 2/4/26	FGs	6 (2x), last at Pacific, 2/4/26
9 (2x), last at Pacific, 2/4/26	FGAs	10 vs. Pacific, 2/15/24
3 (3x), last vs. San Diego, 1/4/26	3FGs	4 vs. UC Riverside, 3/18/25
6 vs. San Diego, 1/4/26	3FGAs	6 vs. San Diego, 1/4/26
2 (4x), last vs. Oregon State, 2/28/26	FTs	6 vs. Pacific, 2/15/24
2 (5x), last vs. Oregon State, 2/28/26	FTAs	7 vs. Pacific, 2/15/24
11 vs. Louisiana (11/21/25)	Rebounds	13 vs. LMU, 2/20/25
7 vs. Oregon State, 2/28/26	Assists	7 vs. Oregon State, 2/28/26
4 vs. Cal Poly Humboldt, 11/4/25	Steals	4 vs. Cal Poly Humboldt, 11/4/25
1 (6x), last at Washington State, 2/7/26	Blocks	1, multiple times
33 (2x), last at LMU, 1/31/26	Minutes	37 at USF, 2/10/24

Get to Know Jake

- Major: Finance
- Born in Ulm, Germany where he spent 18 years before moving to the U.S.
- Father, Chris, was a four-year star at Valparaiso who left the team in 1996 as the program's all-time leading rebounder.
- Played under his father in high school at Ratiopharm in Ulm, Germany.
- Played for the German U20 National Team at the 2023 and 2024 FIBA Eurobasket

2025-26

- 28 starts
- Leads team in assists (3.0)
- 2nd on team in rebounding (5.6)
- 4 double figure scoring games; 8 games with 5+ assists
- 3rd in WCC in Assist/TO ratio (3.1)

Career Highlights

- 94 appearances and 49 starts.
- 15 career double-digit rebound games
- 10 career double-figure scoring games.
- WCC All-Freshman Team (2023-24)

Game-By-Game/Season Averages

Opponent	Date	GS	MIN	Total		3-Pointers		Free throws		Rebounds				PF	A	TO	BLK	STL	PTS	AVG	
				FG-FGA	PCT	3FG-3FGA	PCT	FT-FTA	PCT	OFF	DEF	TOT	AVG								
Cal Poly Humboldt	11/04/2025	*	25:01	6-9	.667	0-3	.000	0-2	.000	2	3	5	5.0	1	4	0	1	4	12	12.0	
McNeese	11/07/2025	*	28:58	4-6	.667	3-5	.600	0-0	.000	5	2	7	6.0	4	6	0	0	1	11	11.5	
at Xavier	11/10/2025	*	29:57	1-3	.333	1-1	1.000	2-2	1.000	1	6	7	6.3	2	2	1	0	1	5	9.3	
Nevada	11/15/2025	*	27:44	2-4	.500	1-2	.500	0-1	.000	3	7	10	7.3	2	6	0	1	0	5	8.3	
Idaho St.	11/18/2025	*	36:28	3-4	.750	0-1	.000	1-2	.500	5	4	9	7.6	4	5	0	0	2	7	8.0	
Louisiana	11/21/2025	*	28:55	3-9	.333	1-6	.167	0-0	.000	5	6	11	8.2	2	3	0	0	0	7	7.8	
vs Saint Louis	11/27/2025	*	24:58	1-4	.250	0-2	.000	2-2	1.000	2	2	4	7.6	2	3	1	1	0	4	7.3	
vs Arizona St.	12/13/2025	*	31:13	3-4	.750	0-1	.000	1-2	.500	0	3	3	7.0	2	5	3	0	0	7	7.3	
vs North Texas	12/17/2025	*	26:10	2-4	.500	0-1	.000	0-0	.000	2	1	3	6.6	3	0	4	1	1	4	6.9	
vs Loyola Chicago	12/20/2025	*	24:53	1-3	.333	1-2	.500	0-0	.000	3	1	4	6.3	3	5	1	0	0	3	6.5	
at Oregon St.	12/28/2025	*	27:04	4-6	.667	3-5	.600	2-2	1.000	0	8	8	6.5	2	3	1	1	2	13	7.1	
at Portland	12/30/2025	*	31:44	3-7	.429	0-3	.000	2-2	1.000	1	4	5	6.3	3	3	0	0	1	8	7.2	
Pepperdine	01/02/2026	*	26:45	3-6	.500	2-5	.400	0-0	.000	0	5	5	6.2	2	2	1	0	1	8	7.2	
San Diego	01/04/2026	*	29:46	3-6	.500	3-6	.500	0-0	.000	5	2	7	6.3	2	5	2	0	0	9	7.4	
at Gonzaga	01/08/2026	*	20:15	1-3	.333	1-3	.333	0-0	.000	0	0	0	5.9	4	3	2	0	2	3	7.1	
LMU (CA)	01/10/2026	*	31:40	0-3	.000	0-2	.000	0-0	.000	4	7	11	6.2	3	4	1	1	0	0	6.6	
Pacific	01/14/2026	*	24:52	1-3	.333	1-3	.333	2-2	1.000	1	0	1	5.9	1	2	3	0	1	5	6.5	
Saint Mary's (CA)	01/17/2026	*	29:24	0-3	.000	0-1	.000	0-0	.000	1	2	3	5.7	3	0	0	0	0	0	6.2	
at San Diego	01/24/2026	*	26:22	3-5	.600	0-1	.000	0-2	.000	2	2	4	5.6	2	5	1	0	1	6	6.2	
San Francisco	01/28/2026	*	32:36	3-5	.600	1-3	.333	0-0	.000	1	5	6	5.7	3	2	1	0	2	7	6.2	
at LMU (CA)	01/31/2026	*	32:57	3-6	.500	2-5	.400	0-0	.000	2	2	4	5.6	3	2	2	0	1	8	6.3	
at Pacific	02/04/2026	*	31:57	6-9	.667	1-4	.250	0-0	.000	2	4	6	5.6	1	1	0	0	1	13	6.6	
at Washington St.	02/07/2026	*	29:41	2-3	.667	1-2	.500	0-0	.000	1	3	4	5.5	3	1	0	1	2	5	6.5	
Seattle U	02/11/2026	*	30:09	2-3	.667	1-2	.500	0-0	.000	0	5	5	5.5	1	1	1	0	1	5	6.5	
Gonzaga	02/14/2026	*	20:36	2-2	1.000	2-2	1.000	0-0	.000	0	3	3	5.4	4	1	1	0	1	6	6.4	
at San Francisco	02/21/2026	*	31:46	3-4	.750	0-1	.000	0-0	.000	4	6	10	5.6	3	2	0	0	0	6	6.4	
at Saint Mary's (CA)	02/25/2026	*	27:28	1-2	.500	1-2	.500	0-0	.000	0	2	2	5.4	1	0	0	0	2	3	6.3	
Oregon St.	02/28/2026	*	31:54	2-3	.667	2-3	.667	2-2	1.000	4	6	10	5.6	2	7	1	0	2	8	6.4	
Totals			28	801:14	68-129	.527	28-77	.364	14-21	.667	56	101	157	5.6	68	83	27	7	29	178	6.4

Player Averages

Games Played	Minutes/game	Points/game	FG Pct	3FG Pct	FT Pct	Rebounds/game	Assists/game	Turnovers/game	Assist/Turnover ratio	Steals/game	Blocks/game
28	28.6	6.4	52.7	36.4	66.7	5.6	3.0	1.0	3.1	1.0	0.3

Career Stats



KNAPPER, Brenton

				Field Goals		3-Point		F-Throws		Rebounds				Scoring						
SEASON	TEAM	GP-GS	MIN/AVG	FG-FGA	FG%	3FG-3FGA	3FG%	FT-FTA	FT%	OFF	DEF	TOT	AVG	PF-FO	A	TO	BLK	STL	PTS	AVG
2022-23	SCU	31-0	433/14.0	36-105	.343	14-45	.311	13-18	.722	3	41	44	1.4	23-0	39	23	2	11	99	3.2
2023-24	SCU	22-16	415/18.8	50-124	.403	20-52	.385	14-21	.667	6	44	50	2.3	18-0	31	25	4	6	134	6.1
2024-25	SCU	33-1	501/15.2	76-143	.531	30-70	.429	12-18	.667	5	38	43	1.3	20-0	65	30	1	23	194	5.9
2025-26	SCU	29-29	652/22.5	86-212	.406	31-105	.295	37-46	.804	16	41	57	2.0	40-0	72	39	1	41	240	8.3
TOTAL		115-46	2001/17.4	248-584	.425	95-272	.349	76-103	.738	30	164	194	1.7	101-0	207	117	8	81	667	5.8



HAMMOND, Christian

				Field Goals		3-Point		F-Throws		Rebounds				Scoring						
SEASON	TEAM	GP-GS	MIN/AVG	FG-FGA	FG%	3FG-3FGA	3FG%	FT-FTA	FT%	OFF	DEF	TOT	AVG	PF-FO	A	TO	BLK	STL	PTS	AVG
2023-24	SCU	19-2	236/12.4	26-61	.426	4-18	.222	14-17	.824	3	30	33	1.7	21-0	19	16	1	8	70	3.7
2025-26	SCU	30-30	890/29.7	176-359	.490	47-119	.395	79-99	.798	15	71	86	2.9	63-0	72	54	2	39	478	15.9
TOTAL		49-32	1127/23.0	202-420	.481	51-137	.372	93-116	.802	18	101	119	2.4	84-0	91	70	3	47	548	11.2



GAVALYUGOV, Sash

				Field Goals		3-Point		F-Throws		Rebounds				Scoring						
SEASON	TEAM	GP-GS	MIN/AVG	FG-FGA	FG%	3FG-3FGA	3FG%	FT-FTA	FT%	OFF	DEF	TOT	AVG	PF-FO	A	TO	BLK	STL	PTS	AVG
2024-25	VU	4-0	19/4.7	3-6	.500	2-3	.667	0-0	.000	0	0	0	0.0	1-0	1	1	0	2	8	2.0
2025-26	SCU	31-2	592/19.1	93-233	.399	53-150	.353	18-22	.818	20	34	54	1.7	56-0	73	45	0	18	257	8.3
TOTAL FOR SCU		31-2	592/19.1	93-233	.399	53-150	.353	18-22	.818	20	34	54	1.7	56-0	73	45	0	18	257	8.3
TOTAL		35-2	611/17.5	96-239	.402	55-153	.359	18-22	.818	20	34	54	1.5	57-0	74	46	0	20	265	7.6



CHUKWUDEBELU, Francis

				Field Goals		3-Point		F-Throws		Rebounds				Scoring						
SEASON	TEAM	GP-GS	MIN/AVG	FG-FGA	FG%	3FG-3FGA	3FG%	FT-FTA	FT%	OFF	DEF	TOT	AVG	PF-FO	A	TO	BLK	STL	PTS	AVG
2025-26	SCU	22-0	160/7.3	12-25	.480	2-5	.400	8-16	.500	15	16	31	1.4	27-0	17	1	9	3	34	1.5
TOTAL		22-0	160/7.3	12-25	.480	2-5	.400	8-16	.500	15	16	31	1.4	27-0	17	1	9	3	34	1.5



COCHRAN, KJ

				Field Goals		3-Point		F-Throws		Rebounds				Scoring						
SEASON	TEAM	GP-GS	MIN/AVG	FG-FGA	FG%	3FG-3FGA	3FG%	FT-FTA	FT%	OFF	DEF	TOT	AVG	PF-FO	A	TO	BLK	STL	PTS	AVG
2025-26	SCU	30-0	364/12.1	59-134	.440	23-82	.280	14-21	.667	18	25	43	1.4	32-0	18	15	2	14	155	5.2
TOTAL		30-0	364/12.1	59-134	.440	23-82	.280	14-21	.667	18	25	43	1.4	32-0	18	15	2	14	155	5.2



MAHI, Elijah

				Field Goals		3-Point		F-Throws		Rebounds				Scoring						
SEASON	TEAM	GP-GS	MIN/AVG	FG-FGA	FG%	3FG-3FGA	3FG%	FT-FTA	FT%	OFF	DEF	TOT	AVG	PF-FO	A	TO	BLK	STL	PTS	AVG
2024-25	SCU	32-13	776/24.3	133-278	.478	33-76	.434	55-81	.679	44	92	136	4.3	48-0	87	51	9	20	354	11.1
2025-26	SCU	31-31	931/30.0	161-354	.455	46-138	.333	66-92	.717	44	94	138	4.5	44-1	84	55	13	44	434	14.0
TOTAL		63-44	1707/27.1	294-632	.465	79-214	.369	121-173	.699	88	186	274	4.3	92-1	171	106	22	64	788	12.5

Career Stats



OBOYE, Bukky

				Field Goals		3-Point		F-Throws		Rebounds								Scoring		
SEASON	TEAM	GP-GS	MIN/AVG	FG-FGA	FG%	3FG-3FGA	3FG%	FT-FTA	FT%	OFF	DEF	TOT	AVG	PF-FO	A	TO	BLK	STL	PTS	AVG
2023-24	SCU	2-0	8/4.0	0-2	.000	0-2	.000	0-0	.000	1	1	2	1.0	4-0	0	1	1	0	0	0.0
2024-25	SCU	25-0	106/4.3	16-26	.615	2-5	.400	7-16	.438	9	19	28	1.1	30-1	1	8	9	3	41	1.6
2025-26	SCU	30-30	543/18.1	101-149	.678	7-28	.250	39-60	.650	50	79	129	4.3	105-9	19	23	37	22	248	8.3
TOTAL		57-30	658/11.5	117-177	.661	9-35	.257	46-76	.605	60	99	159	2.8	139-10	20	32	47	25	289	5.1



DARLAN, Thierry

				Field Goals		3-Point		F-Throws		Rebounds								Scoring		
SEASON	TEAM	GP-GS	MIN/AVG	FG-FGA	FG%	3FG-3FGA	3FG%	FT-FTA	FT%	OFF	DEF	TOT	AVG	PF-FO	A	TO	BLK	STL	PTS	AVG
2025-26	SCU	31-1	574/18.5	63-161	.391	37-108	.343	39-44	.886	26	87	113	3.6	75-0	31	46	18	16	202	6.5
TOTAL		31-1	574/18.5	63-161	.391	37-108	.343	39-44	.886	26	87	113	3.6	75-0	31	46	18	16	202	6.5



GRAVES, Allen

				Field Goals		3-Point		F-Throws		Rebounds								Scoring		
SEASON	TEAM	GP-GS	MIN/AVG	FG-FGA	FG%	3FG-3FGA	3FG%	FT-FTA	FT%	OFF	DEF	TOT	AVG	PF-FO	A	TO	BLK	STL	PTS	AVG
2025-26	SCU	31-4	681/22.0	126-245	.514	31-76	.408	72-99	.727	90	113	203	6.5	99-7	56	22	29	62	355	11.5
TOTAL		31-4	681/22.0	126-245	.514	31-76	.408	72-99	.727	90	113	203	6.5	99-7	56	22	29	62	355	11.5



ENSMINGER, Jake

				Field Goals		3-Point		F-Throws		Rebounds								Scoring		
SEASON	TEAM	GP-GS	MIN/AVG	FG-FGA	FG%	3FG-3FGA	3FG%	FT-FTA	FT%	OFF	DEF	TOT	AVG	PF-FO	A	TO	BLK	STL	PTS	AVG
2023-24	SCU	33-6	628/19.0	47-105	.448	16-56	.286	24-32	.750	42	115	157	4.8	58-1	53	25	5	16	134	4.1
2024-25	SCU	33-15	644/19.5	35-98	.357	17-63	.270	11-17	.647	60	122	182	5.5	60-1	63	23	2	17	98	3.0
2025-26	SCU	28-28	801/28.6	68-129	.527	28-77	.364	14-21	.667	56	101	157	5.6	68-0	83	27	7	29	178	6.4
TOTAL		94-49	2074/22.1	150-332	.452	61-196	.311	49-70	.700	158	338	496	5.3	186-2	199	75	14	62	410	4.4



YARUSSO, Brendan

				Field Goals		3-Point		F-Throws		Rebounds								Scoring		
SEASON	TEAM	GP-GS	MIN/AVG	FG-FGA	FG%	3FG-3FGA	3FG%	FT-FTA	FT%	OFF	DEF	TOT	AVG	PF-FO	A	TO	BLK	STL	PTS	AVG
2023-24	SCU	4-0	9/2.4	0-2	.000	0-1	.000	1-2	.500	0	0	0	0.0	2-0	1	0	0	0	1	0.3
2024-25	SCU	6-0	10/1.7	0-4	.000	0-3	.000	1-2	.500	0	1	1	0.2	3-0	1	0	0	0	1	0.2
2025-26	SCU	8-0	9/1.2	4-12	.333	4-11	.364	4-4	1.000	0	2	2	0.3	1-0	0	0	0	0	16	2.0
TOTAL		18-0	29/1.6	4-18	.222	4-15	.267	6-8	.750	0	3	3	0.2	6-0	2	0	0	0	18	1.0

Team/Opponent Highs & Lows

	High	Low
Points		
SCU	103 vs. LMU (1/10/26)	62 vs. Saint Mary's (1/17/26)
Opp.	98 at New Mexico (12/6/25)	43 vs. Louisiana (11/21/25)
FG Made		
SCU	38 vs. Nevada (11/15/25)	22 vs. Saint Mary's (1/17/26)
Opp.	36 vs. Gonzaga (2/14/26)	11 vs. Louisiana (11/21/25)
FG Attempts		
SCU	78 vs. LMU (1/10/26)	52 at San Diego (1/24/26)
Opp.	71 at San Diego (1/24/26)	44 vs. Louisiana (11/21/25)
FG Percentage		
SCU	.636 at Oregon State (12/28/25)	.348 vs. Idaho State (11/18/25)
Opp.	.596 at New Mexico (12/6/25)	.250 vs. Louisiana (11/21/25)
3PT Made		
SCU	16 vs. Minnesota (11/28/25)	3 vs. Saint Mary's (1/17/26)
Opp.	13 at Washington State (2/7/26)	1 (2x), last vs. UNT (12/17/25)
3PT Attempts		
SCU	44 at New Mexico (12/6/25)	13 at Xavier (11/10/25)
Opp.	29 (2x), last at USF (2/21/26)	9 vs. Louisiana (11/21/25)
3PT Percentage		
SCU	.556 at Oregon State (12/28/25)	.154 vs. Idaho State (11/18/25)
Opp.	.520 at Washington State (2/7/26)	.111 vs. Louisiana (11/21/25)
FT Made		
SCU	20 vs. Oregon State (2/28/26)	3 vs. Cal Poly Humboldt (11/4/25)
Opp.	28 vs. Oregon State (2/28/26)	6 vs. Cal Poly Humboldt (11/4/25)
FT Attempts		
SCU	25 vs. McNeese (11/7/25)	7 vs. Cal Poly Humboldt (11/4/25)
Opp.	39 vs. Oregon State (2/28/26)	8 vs. Utah Tech (12/3/25)
FT Percentage		
SCU	1.000 vs. San Diego (1/4/26)	.429 vs. CP Humboldt (11/4/25)
Opp.	1.000 vs. Utah Tech (12/3/25)	.600 vs. CP Humboldt (11/4/25)
Rebounds		
SCU	49 vs. San Diego (1/4/26)	21 at Saint Mary's (2/25/26)
Opp.	51 at Saint Mary's (2/25/26)	22 at Oregon State (12/28/25)
Assists		
SCU	27 vs. Nevada (11/15/25)	7 vs. Saint Mary's (1/17/26)
Opp.	23 at Portland (12/30/25)	4 vs. Louisiana (11/21/25)
Steals		
SCU	15 vs. Pepperdine (1/2/26)	5 (3x), last vs. Loyola (12/20/25)
Opp.	13 vs. North Texas (12/17/25)	2 (2x), last vs. Seattle U. (2/11/26)
Blocked Shots		
SCU	11 (2x), last vs. Nevada (11/15/25)	0 vs. USF (1/28/26)
Opp.	8 vs. North Texas (12/17/25)	0 vs. Oregon State (2/28/26)
Turnovers		
SCU	21 (2x), last at San Diego (1/24/26)	3 vs. Seattle U. (2/11/26)
Opp.	22 (2x), last at LMU, 1/31/26	9 (2x), last vs. Gonzaga (2/14/26)
Fouls		
SCU	28 at LMU, 1/31/26	12 vs. Seattle U. (2/11/26)
Opp.	21 (2x), last vs. North Texas (12/17/25)	11 (2x), last vs. San Diego (1/4/26)

Season/Career Superlatives

	2025-26	Career
Double-Digit Scoring Games		
Elijah Mahi	23	39
Christian Hammond	25	26
Allen Graves	22	22
Brenton Knapper	12	22
Bukky Oboye	11	11
Jake Ensminger	4	10
Sash Gavalyugov	7	7
KJ Cochran	6	6
Thierry Darlan	6	6
20-Plus Points		
Christian Hammond	9	9
Elijah Mahi	4	8
Sash Gavalyugov	2	2
Allen Graves	2	2
Bukky Oboye	1	1
Brenton Knapper	1	1
Double-Digit Reb. Games		
Jake Ensminger	5	15
Allen Graves	6	6
Elijah Mahi	-	2
Thierry Darlan	1	1
Double-Doubles		
Allen Graves	3	3
Jake Ensminger	-	2
Elijah Mahi	-	1
Thierry Darlan	1	1
5-Plus Assists		
Jake Ensminger	8	13
Elijah Mahi	4	10
Brenton Knapper	4	9
Sash Gavalyugov	4	4
Allen Graves	1	1
Christian Hammond	1	1
3-Plus Blocks		
Bukky Oboye	5	6
Allen Graves	4	4
Thierry Darlan	1	1
3-Plus Steals		
Allen Graves	11	11
Brenton Knapper	8	8
Elijah Mahi	5	7
Christian Hammond	2	2
Bukky Oboye	2	2
Jake Ensminger	1	1
Thierry Darlan	1	1

Stat Leaders Per Game

Date	Opponent	Points	Rebounds	Assists	Steals	Blocks
11/4	Cal Poly Humboldt	Mahi (14)	Darlan (13)	Chukwudebelu/Ensminger (4)	Hammond (5)	Chukwudebelu/Mahi (2)
11/7	McNeese State	Gavaluygov/Mahi (19)	Graves (13)	Ensminger (6)	5 Tied (1)	4 Tied (1)
11/10	at Xavier	Mahi (18)	Graves (11)	Graves/Mahi (3)	3 Tied (2)	Darlan (4)
11/15	Nevada	Hammond (27)	Ensminger (10)	Ensminger/Mahi (6)	Knapper (3)	Oboye (7)
11/18	Idaho State	Hammond (16)	Ensminger/Graves (9)	Ensminger (5)	Graves (4)	Oboye/Ensminger (1)
11/21	Louisiana	Hammond (19)	Ensminger (11)	Gavaluygov (5)	Knapper (3)	Graves (3)
11/27	Saint Louis	Mahi (18)	Mahi (7)	Darlan/Ensminger (3)	Graves (3)	Oboye (2)
11/28	Minnesota	Hammond (20)	Darlan (6)	Graves (6)	Hammond (2)	Darlan (2)
12/3	Utah Tech	Gavaluygov/Cochran/Oboye (14)	Graves/Oboye (8)	Knapper (8)	Graves (4)	Graves (3)
12/6	at New Mexico	Hammond (22)	Mahi (8)	Knapper (5)	Six Tied (1)	Darlan (1)
12/13	Arizona State	Hammond (22)	Mahi (6)	Ensminger (5)	Graves (4)	Graves (1)
12/17	North Texas	Mahi (17)	Graves (8)	Gavaluygov (5)	Mahi (2)	4 Tied (1)
12/20	Loyola	Hammond (25)	Graves (10)	Ensminger (5)	Graves (2)	Darlan/Graves (1)
12/28	at Oregon State	Mahi (23)	Ensminger (8)	Knapper (5)	Graves (3)	Darlan/Graves (2)
12/30	at Portland	Mahi (22)	Graves (10)	Hammond (5)	Knapper (3)	Mahi/Cochran (1)
1/2	Pepperdine	Hammond (20)	Oboye (7)	Knapper/Mahi (3)	Oboye/Graves (3)	Oboye (3)
1/4	San Diego	Hammond (21)	Graves (9)	Mahi (9)	Knapper (3)	Oboye (3)
1/8	at Gonzaga	Graves (18)	Graves (9)	Ensminger/Hammond (3)	Graves (3)	Three Tied (1)
1/10	LMU	Gavaluygov (37)	Ensminger (11)	Ensminger (4)	Hammond (3)	Oboye/Ensminger (1)
1/14	Pacific	Hammond (18)	Graves (8)	Gavaluygov (4)	Graves (3)	Graves (3)
1/17	Saint Mary's	Hammond (25)	Graves (8)	Three Tied (2)	Mahi (3)	Mahi/Oboye (2)
1/24	at San Diego	Hammond/Oboye (16)	Oboye (8)	Ensminger (5)	Knapper (3)	Graves (5)
1/28	San Francisco	Hammond (21)	Oboye (8)	Knapper (6)	Mahi (4)	N/A
1/31	at LMU	Knapper (22)	Graves (10)	Gavaluygov (6)	Knapper (5)	Mahi/Chukwudebelu (1)
2/4	at Pacific	Ensminger (13)	Graves (8)	Mahi/Hammond (3)	Graves (5)	Graves (1)
2/7	at Washington State	Graves (30)	Graves (13)	Graves (4)	3 Tied (2)	Oboye/Ensminger (1)
2/11	Seattle U.	Gavaluygov (21)	Hammond (6)	Mahi (7)	Graves (3)	Oboye (3)
2/14	Gonzaga	Hammond (16)	Oboye (8)	Gavaluygov (4)	Graves (2)	Oboye (1)
2/21	at San Francisco	Mahi (30)	Ensminger (10)	Hammond/Chukwudebelu (3)	Mahi/Darlan (4)	3 Tied (1)
2/25	at Saint Mary's	Graves (20)	Graves (6)	Gavaluygov (3)	3 Tied (2)	3 Tied (1)
2/28	Oregon State	Knapper (19)	Ensminger (10)	Ensminger (7)	Ensminger (2)	Mahi/Oboye (1)

Last Four Box Scores

Game 28 | #12 Gonzaga 94, Santa Clara 86

Gonzaga - 94												
Record: 25-2 (13-1)												
NO. Name	Min	FG M/A	3P M/A	FT M/A	Rebounds OR DR TOT	Fouls PF FD	TP	AS	TO	ST	Blocks BS BA	+/-
5 Emmanuel Innocenti	F 38:42	6-11	0-3	4-5	5 1 6	0 3 16	2	1	1	0	0	8
15 Graham Ike	F 36:28	10-15	1-3	0-3	3 12 15	4 5 21	4	3	0	1	0	10
3 Braeden Smith	G 07:25	0-3	0-1	0-0	0 1 1	0 0 0	2	0	2	0	0	-4
8 Jalen Warley	G 12:55	1-2	0-0	0-0	2 0 2	3 0 2	1	1	2	0	0	-9
23 Adam Miller	G 26:48	6-9	2-4	7-8	0 2 2	1 6 21	2	1	1	0	0	5
17 Mario Saint-Supery	G 32:35	3-7	0-4	2-2	1 3 4	1 1 8	5	2	0	0	0	12
4 Davis Fogle	G 13:56	3-5	0-1	0-0	0 2 2	1 0 6	2	1	1	0	0	2
7 Tyon Grant-Foster	G 28:13	7-12	0-2	6-11	0 7 7	3 6 20	3	0	2	1	1	16
24 Ismaila Diagne	G 02:58	0-0	0-0	0-0	0 0 0	3 0 0	1	0	1	0	0	0
Team					1 1 2	0 0 0	0	0	0	0	0	
Totals		36-64	3-18	19-29	12 29 41	16 21 94	22	9	7	2	1	8

Shooting By Period		
1st FG%	19-37	51.4%
3PT%	2-9	22.2%
FT%	4-7	57.1%
2nd FG%	17-27	63.0%
3PT%	1-9	11.1%
FT%	15-22	68.2%
GM FG%	36-64	56.3%
3PT%	3-18	16.7%
FT%	19-29	65.5%

Dead Ball Rebounds: 3, 0

Santa Clara - 86												
Record: 22-6 (13-2)												
NO. Name	Min	FG M/A	3P M/A	FT M/A	Rebounds OR DR TOT	Fouls PF FD	TP	AS	TO	ST	Blocks BS BA	+/-
8 Elijah Mahi	F 29:11	6-15	1-2	2-2	1 4 5	1 2 15	1	1	1	0	1	-11
12 Bukky Oboye	C 30:20	2-5	0-2	3-4	4 4 8	4 2 7	1	0	1	1	0	-18
0 Brenton Knapper	G 16:43	1-3	1-2	0-0	0 2 2	0 0 3	0	2	0	0	0	-1
1 Christian Hammond	G 37:14	1-5	1-2	1-2	3 3 4	2 16 3	2	1	1	0	1	-4
44 Jake Enslinger	G 20:36	2-2	2-2	0-0	0 3 3	4 1 6	1	1	1	0	0	4
2 Sash Galvalyugov	G 23:17	4-11	2-5	0-0	0 0 0	3 0 3	10	4	3	0	0	-7
22 Allen Graves	G 21:24	2-7	0-2	9-10	1 2 3	5 6 13	3	1	2	0	0	3
15 Thierry Darlan	G 11:38	2-4	1-3	2-2	0 5 5	0 2 7	0	0	0	0	0	-2
7 KJ Cochran	G 11:14	4-4	1-1	0-1	1 2 3	0 1 9	1	0	0	0	0	-8
Team					0 0 0	0 0 0	0	2	0	0	0	
Totals		30-65	9-24	17-21	9 23 32	21 16 86	14	12	6	1	2	-8

Shooting By Period		
1st FG%	15-33	45.5%
3PT%	4-13	30.8%
FT%	5-6	83.3%
2nd FG%	15-32	46.9%
3PT%	5-11	45.5%
FT%	12-15	80.0%
GM FG%	30-65	46.2%
3PT%	9-24	37.5%
FT%	17-21	81.0%

Dead Ball Rebounds: 1, 0

Points from Turnovers		
GON	10 (2 nd 0:53)	8 (1 st 11:44)
SCU	8 (2 nd 10:06)	6 (1 st 11:44)
Best Scoring Run	9	9
Lead Changes	9	9
Times Tied	9	9
Time with Lead	19:21	16:22

Period by Period Scoring			
GON	44	50	94
SCU	39	47	86

Game 29 | Santa Clara 94, San Francisco 73

Santa Clara - 94												
Record: 23-6 (14-2)												
NO. Name	Min	FG M/A	3P M/A	FT M/A	Rebounds OR DR TOT	Fouls PF FD	TP	AS	TO	ST	Blocks BS BA	+/-
8 Elijah Mahi	F 33:45	11-21	3-9	5-5	0 7 7	1 4 30	2	3	4	1	1	15
12 Bukky Oboye	C 21:09	3-3	0-0	0-1	0 4 4	5 2 6	1	0	0	1	0	-4
0 Brenton Knapper	G 19:53	2-5	2-3	4-4	2 1 3	1 2 10	1	2	3	0	1	7
1 Christian Hammond	G 28:43	6-11	4-7	2-2	1 0 1	2 1 18	3	3	1	0	1	23
44 Jake Enslinger	G 31:46	3-4	0-1	0-0	4 6 10	3 0 6	2	0	0	0	0	21
2 Sash Galvalyugov	G 20:07	3-10	1-5	0-0	1 3 4	1 0 7	1	1	0	0	0	14
22 Allen Graves	G 03:40	1-2	0-1	0-0	0 0 0	0 0 0	2	0	0	1	0	4
15 Thierry Darlan	G 18:30	5-7	3-4	2-2	1 2 3	2 1 15	1	0	4	0	0	9
7 KJ Cochran	G 11:16	0-3	0-1	0-0	0 0 0	0 0 0	0	0	0	1	0	0
3 Francis Chukwudebelu	G 11:11	0-4	0-0	0-0	1 0 1	4 2 0	0	0	0	1	1	15
Team					2 3 5	0 0 0	0	0	1	0	0	
Totals		34-70	13-31	13-14	12 26 38	19 13 94	14	10	14	3	5	21

Shooting By Period		
1st FG%	17-36	47.2%
3PT%	8-17	47.1%
FT%	2-2	100%
2nd FG%	17-34	50.0%
3PT%	5-14	35.7%
FT%	11-12	91.7%
GM FG%	34-70	48.6%
3PT%	13-31	41.9%
FT%	13-14	92.9%

Dead Ball Rebounds: 4, 0

San Francisco - 73												
Record: 15-15 (7-10)												
NO. Name	Min	FG M/A	3P M/A	FT M/A	Rebounds OR DR TOT	Fouls PF FD	TP	AS	TO	ST	Blocks BS BA	+/-
25 Guillermo Diaz Graham	F 24:30	2-5	1-1	2-2	1 3 4	1 4 7	2	3	1	0	1	-11
35 Junjie Wang	F 25:06	7-8	3-4	2-3	0 2 2	4 2 19	2	1	1	0	0	-15
0 Ryan Beasley	G 38:11	7-12	3-7	5-6	0 3 3	2 6 22	5	1	1	0	0	-17
5 Tyrone Riley IV	G 36:49	5-13	3-9	0-1	0 1 1	3 3 13	0	1	0	1	0	-18
7 Vukasin Masic	G 16:44	0-3	0-3	0-0	0 1 1	0 1 0	1	0	1	0	0	-12
1 Mookie Cook	G 27:16	3-9	1-2	2-2	1 5 6	2 1 9	1	6	2	2	2	-13
13 Legend Smiley	G 27:45	1-4	1-3	0-0	0 3 3	1 2 3	1	1	1	3	1	-14
23 Weiliun Zhao	G 00:28	0-0	0-0	0-0	0 0 0	0 0 0	0	0	0	0	0	-2
2 Aidan Braccia	G 03:11	0-0	0-0	0-0	0 0 0	0 0 0	0	0	0	0	0	-3
Team					1 2 3	0 0 0	0	0	0	0	0	
Totals		25-54	12-29	11-14	3 20 23	13 19 73	12	17	8	5	3	-21

Shooting By Period		
1st FG%	14-27	51.9%
3PT%	8-15	53.3%
FT%	2-3	66.7%
2nd FG%	11-27	40.7%
3PT%	4-14	28.6%
FT%	9-11	81.8%
GM FG%	25-54	46.3%
3PT%	12-29	41.4%
FT%	11-14	78.6%

Dead Ball Rebounds: 3, 1

Points from Turnovers		
SCU	22 (2 nd 9:27)	4 (1 st 14:54)
USF	11 (1 st 8:52)	8 (2 nd 7:42)
Best Scoring Run	2	2
Lead Changes	2	2
Times Tied	3	3
Time with Lead	36:40	01:18

Period by Period Scoring			
SCU	44	50	94
USF	38	35	73

Game 30 | Saint Mary's 86, Santa Clara 67

Santa Clara - 67												
Record: 23-7 (14-3)												
NO. Name	Min	FG M/A	3P M/A	FT M/A	Rebounds OR DR TOT	Fouls PF FD	TP	AS	TO	ST	Blocks BS BA	+/-
8 Elijah Mahi	F 29:26	2-5	0-1	1-2	0 4 4	0 1 5	2	2	0	0	1	-17
12 Bukky Oboye	C 08:37	1-3	0-2	2-2	4 0 2	4 3 0	0	0	2	1	0	-8
0 Brenton Knapper	G 16:38	1-3	0-0	3-3	0 1 1	2 2 7	0	0	0	0	0	-14
1 Christian Hammond	G 28:33	4-11	1-3	2-2	0 0 0	3 2 11	2	4	1	0	1	-19
44 Jake Enslinger	G 27:28	1-2	1-2	0-0	0 2 2	1 1 3	0	0	2	0	0	-22
2 Sash Galvalyugov	G 22:46	3-9	1-4	0-0	0 1 1	1 0 7	3	2	0	0	0	0
22 Allen Graves	G 29:35	8-15	3-7	1-2	3 3 6	2 5 20	0	2	1	1	0	-10
15 Thierry Darlan	G 22:55	2-4	1-2	2-2	0 2 2	3 0 7	0	0	0	1	0	-1
7 KJ Cochran	G 12:08	1-2	1-2	0-0	0 1 1	0 0 3	1	0	0	0	0	-3
3 Francis Chukwudebelu	G 02:24	0-1	0-1	0-0	0 0 0	0 0 0	0	0	0	0	0	-1
Team					1 1 2	0 0 0	0	0	0	0	0	
Totals		24-59	8-24	11-13	6 15 21	16 14 67	8	8	7	3	3	-19

Shooting By Period		
1st FG%	13-32	40.6%
3PT%	4-11	36.4%
FT%	6-8	75%
2nd FG%	11-27	40.7%
3PT%	4-13	30.8%
FT%	5-5	100%
GM FG%	24-59	40.7%
3PT%	8-24	33.3%
FT%	11-13	84.6%

Dead Ball Rebounds: 1, 0

Saint Mary's (CA) - 86												
Record: 26-4 (15-2)												
NO. Name	Min	FG M/A	3P M/A	FT M/A	Rebounds OR DR TOT	Fouls PF FD	TP	AS	TO	ST	Blocks BS BA	+/-
23 Paulius Murauskas	F 35:32	5-12	1-4	5-5	2 9 11	1 4 16	1	2	0	1	1	26
1 Harry Wessels	C 27:52	4-7	0-0	2-4	6 4 10	2 4 10	0	0	1	2	0	18
0 Mikey Lewis	G 33:05	8-18	3-9	2-2	1 1 2	2 1 21	7	1	4	0	0	22
7 Joshua Dent	G 34:27	5-11	4-6	0-0	1 1 1	3 2 14	8	5	1	0	0	13
11 Dillon Shaw	G 34:50	4-7	3-5	0-0	4 10 14	2 1 11	2	3	1	0	0	19
45 Andrew McKeever	G 12:08	2-4	0-0	0-0	6 3 9	2 6 0	2	0	0	0	0	-1
33 Liam Campbell	G 06:55	0-0	0-0	0-0	0 0 0	0 0 0	0	0	0	0	0	-3
6 Mantas Juzenas	G 04:28	0-1	0-1	0-0	1 1 2	0 0 0	0	0	0	0	0	-7
8 Rory Hawke	G 09:09	2-3	0									



**2025-26 Santa Clara Men's Basketball
Season/Career Statistics
All games**

Summary

Player	Season Statistics										Career Statistics									
	GP-GS	MIN/G	FG%	3FG%	FT%	R/G	A/G	STL	BLK	PTS/G	GP-GS	MIN/G	FG%	3FG%	FT%	R/G	A/G	STL	BLK	PTS/G
CHUKWUDEBELU, Francis	22-0	7.3	.480	.400	.500	1.4	0.8	3	9	1.5	22-0	7.3	.480	.400	.500	1.4	0.8	3	9	1.5
COCHRAN, KJ	30-0	12.1	.440	.280	.667	1.4	0.6	14	2	5.2	30-0	12.1	.440	.280	.667	1.4	0.6	14	2	5.2
DARLAN, Thierry	31-1	18.5	.391	.343	.886	3.6	1.0	16	18	6.5	31-1	18.5	.391	.343	.886	3.6	1.0	16	18	6.5
ENSMINGER, Jake	28-28	28.6	.527	.364	.667	5.6	3.0	29	7	6.4	94-49	22.1	.452	.311	.700	5.3	2.1	62	14	4.4
GAVALYUGOV, Sash	31-2	19.1	.399	.353	.818	1.7	2.4	18	0	8.3	35-2	17.5	.402	.359	.818	1.5	2.1	20	0	7.6
GRAVES, Allen	31-4	22.0	.514	.408	.727	6.5	1.8	62	29	11.5	31-4	22.0	.514	.408	.727	6.5	1.8	62	29	11.5
HAMMOND, Christian	30-30	29.7	.490	.395	.798	2.9	2.4	39	2	15.9	49-32	23.0	.481	.372	.802	2.4	1.9	47	3	11.2
KNAPPER, Brenton	29-29	22.5	.406	.295	.804	2.0	2.5	41	1	8.3	115-46	17.4	.425	.349	.738	1.7	1.8	81	8	5.8
MAHI, Elijah	31-31	30.0	.455	.333	.717	4.5	2.7	44	13	14.0	63-44	27.1	.465	.369	.699	4.3	2.7	64	22	12.5
OBOYE, Bukky	30-30	18.1	.678	.250	.650	4.3	0.6	22	37	8.3	57-30	11.5	.661	.257	.605	2.8	0.4	25	47	5.1
REYNA, Juan	1-0	2.2	.000	.000	.000	2.0	0.0	0	0	0.0	85-16	17.4	.357	.324	.835	1.5	0.9	37	2	5.9
YARUSSO, Brendan	8-0	1.2	.333	.364	1.000	0.3	0.0	0	0	2.0	18-0	1.6	.222	.267	.750	0.2	0.1	0	0	1.0

Scoring

Player	Season Statistics									Career Statistics								
	FG-FGA	FG%	3FG-3FGA	3FG%	FT-FTA	FT%	PTS	PTS/G	FG-FGA	FG%	3FG-3FGA	3FG%	FT-FTA	FT%	PTS	PTS/G		
CHUKWUDEBELU, Francis	12-25	.480	2-5	.400	8-16	.500	34	1.5	12-25	.480	2-5	.400	8-16	.500	34	1.5		
COCHRAN, KJ	59-134	.440	23-82	.280	14-21	.667	155	5.2	59-134	.440	23-82	.280	14-21	.667	155	5.2		
DARLAN, Thierry	63-161	.391	37-108	.343	39-44	.886	202	6.5	63-161	.391	37-108	.343	39-44	.886	202	6.5		
ENSMINGER, Jake	68-129	.527	28-77	.364	14-21	.667	178	6.4	150-332	.452	61-196	.311	49-70	.700	410	4.4		
GAVALYUGOV, Sash	93-233	.399	53-150	.353	18-22	.818	257	8.3	96-239	.402	55-153	.359	18-22	.818	265	7.6		
GRAVES, Allen	126-245	.514	31-76	.408	72-99	.727	355	11.5	126-245	.514	31-76	.408	72-99	.727	355	11.5		
HAMMOND, Christian	176-359	.490	47-119	.395	79-99	.798	478	15.9	202-420	.481	51-137	.372	93-116	.802	548	11.2		
KNAPPER, Brenton	86-212	.406	31-105	.295	37-46	.804	240	8.3	248-584	.425	95-272	.349	76-103	.738	667	5.8		
MAHI, Elijah	161-354	.455	46-138	.333	66-92	.717	434	14.0	294-632	.465	79-214	.369	121-173	.699	788	12.5		
OBOYE, Bukky	101-149	.678	7-28	.250	39-60	.650	248	8.3	117-177	.661	9-35	.257	46-76	.605	289	5.1		
REYNA, Juan	0-0	.000	0-0	.000	0-0	.000	0	0.0	157-440	.357	88-272	.324	101-121	.835	503	5.9		
YARUSSO, Brendan	4-12	.333	4-11	.364	4-4	1.000	16	2.0	4-18	.222	4-15	.267	6-8	.750	18	1.0		

Totals

Player	Season Statistics									Career Statistics								
	O-REB	D-REB	TOTAL	PF	FO	A	TO	A/TO	O-REB	D-REB	TOTAL	PF	FO	A	TO	A/TO		
CHUKWUDEBELU, Francis	15	16	31	27	0	17	1	17.0	15	16	31	27	0	17	1	17.0		
COCHRAN, KJ	18	25	43	32	0	18	15	1.2	18	25	43	32	0	18	15	1.2		
DARLAN, Thierry	26	87	113	75	0	31	46	0.7	26	87	113	75	0	31	46	0.7		
ENSMINGER, Jake	56	101	157	68	0	83	27	3.1	158	338	496	186	2	199	75	2.7		
GAVALYUGOV, Sash	20	34	54	56	0	73	45	1.6	20	34	54	57	0	74	46	1.6		
GRAVES, Allen	90	113	203	99	7	56	22	2.5	90	113	203	99	7	56	22	2.5		
HAMMOND, Christian	15	71	86	63	0	72	54	1.3	18	101	119	84	0	91	70	1.3		
KNAPPER, Brenton	16	41	57	40	0	72	39	1.8	30	164	194	101	0	207	117	1.8		
MAHI, Elijah	44	94	138	44	1	84	55	1.5	88	186	274	92	1	171	106	1.6		
OBOYE, Bukky	50	79	129	105	9	19	23	0.8	60	99	159	139	10	20	32	0.6		
REYNA, Juan	0	2	2	0	0	0	1	0.0	26	103	129	116	0	78	84	0.9		
YARUSSO, Brendan	0	2	2	1	0	0	0	0.0	0	3	3	6	0	2	0	0.0		

Season Box Score



2025-26 Santa Clara Men's Basketball Season Box Score All games

Page 1/1
as of Mar 01, 2026

Game Records

Record	Overall	Home	Away	Neutral
ALL GAMES	24-7	14-1	8-3	2-3
CONFERENCE	15-3	8-1	7-2	0-0
NON-CONFERENCE	9-4	6-0	1-1	2-3

Team Box Score

No.	Player				Total		3-Point		F-Throw		Rebounds											
		GP-GS	MIN	AVG	FG-FGA	FG%	3FG-3FGA	3FG%	FT-FTA	FT%	OFF	DEF	TOT	AVG	PF	DQ	A	TO	BLK	STL	PTS	AVG
1	HAMMOND, Christian	30-30	890:26	29.7	176-359	.490	47-119	.395	79-99	.798	15	71	86	2.9	63	0	72	54	2	39	478	15.9
8	MAHI, Elijah	31-31	930:50	30.0	161-354	.455	46-138	.333	66-92	.717	44	94	138	4.5	44	1	84	55	13	44	434	14.0
22	GRAVES, Allen	31-4	681:13	22.0	126-245	.514	31-76	.408	72-99	.727	90	113	203	6.5	99	7	56	22	29	62	355	11.5
2	GAVALYUGOV, Sash	31-2	591:53	19.1	93-233	.399	53-150	.353	18-22	.818	20	34	54	1.7	56	0	73	45	0	18	257	8.3
0	KNAPPER, Brenton	29-29	651:56	22.5	86-212	.406	31-105	.295	37-46	.804	16	41	57	2.0	40	0	72	39	1	41	240	8.3
12	OBOYE, Bukky	30-30	543:03	18.1	101-149	.678	7-28	.250	39-60	.650	50	79	129	4.3	105	9	19	23	37	22	248	8.3
15	DARLAN, Thierry	31-1	574:17	18.5	63-161	.391	37-108	.343	39-44	.886	26	87	113	3.6	75	0	31	46	18	16	202	6.5
44	ENSMINGER, Jake	28-28	801:14	28.6	68-129	.527	28-77	.364	14-21	.667	56	101	157	5.6	68	0	83	27	7	29	178	6.4
7	COCHRAN, KJ	30-0	363:40	12.1	59-134	.440	23-82	.280	14-21	.667	18	25	43	1.4	32	0	18	15	2	14	155	5.2
50	YARUSSO, Brendan	8-0	09:12	1.2	4-12	.333	4-11	.364	4-4	1.000	0	2	2	0.3	1	0	0	0	0	0	16	2.0
3	CHUKWUDEBELU, Francis	22-0	160:05	7.3	12-25	.480	2-5	.400	8-16	.500	15	16	31	1.4	27	0	17	1	9	3	34	1.5
51	REYNA, Juan	1-0	02:11	2.2	0-0	.000	0-0	.000	0-0	.000	0	2	2	2.0	0	0	0	1	0	0	0	0.0
Team											49	42	91					18				
Total		31	6200		949-2013	.471	309-899	.344	390-524	.744	399	707	1106	35.7	610	17	525	346	118	288	2597	83.8
Opponents		31	6200		776-1724	.450	213-653	.326	480-655	.733	320	699	1019	32.9	486	4	461	451	90	210	2245	72.4

Score by Periods

Team	1st	2nd	OT	TOT
Santa Clara	1257	1340	0	2597
Opponents	1015	1230	0	2245



**2025-26 Santa Clara Men's Basketball
Season Box Score
In Conference games**

Game Records

Record	Overall	Home	Away	Neutral
ALL GAMES	15-3	8-1	7-2	0-0
CONFERENCE	15-3	8-1	7-2	0-0
NON-CONFERENCE	0-0	0-0	0-0	0-0

Team Box Score

No.	Player				Total		3-Point		F-Throw		Rebounds											
		GP-GS	MIN	AVG	FG-FGA	FG%	3FG-3FGA	3FG%	FT-FTA	FT%	OFF	DEF	TOT	AVG	PF	DQ	A	TO	BLK	STL	PTS	AVG
1	HAMMOND, Christian	18-18	536:51	29.8	104-214	.486	22-63	.349	40-50	.800	11	33	44	2.4	40	0	43	34	1	24	270	15.0
8	MAHI, Elijah	18-18	521:42	29.0	92-201	.458	24-77	.312	39-48	.813	19	58	77	4.3	25	1	50	29	7	30	247	13.7
22	GRAVES, Allen	18-0	382:54	21.3	84-146	.575	20-48	.417	55-70	.786	54	64	118	6.6	52	3	30	9	14	37	243	13.5
0	KNAPPER, Brenton	17-17	368:38	21.7	55-119	.462	20-48	.417	27-33	.818	9	26	35	2.1	20	0	36	19	0	24	157	9.2
2	GAVALYUGOV, Sash	18-1	346:40	19.3	59-134	.440	34-85	.400	10-12	.833	6	18	24	1.3	34	0	38	22	0	9	162	9.0
12	OBOYE, Bukky	18-18	336:27	18.7	57-88	.648	4-20	.200	26-38	.684	30	56	86	4.8	64	5	13	11	20	16	144	8.0
15	DARLAN, Thierry	18-0	312:57	17.4	38-91	.418	25-65	.385	24-26	.923	12	52	64	3.6	40	0	19	26	6	11	125	6.9
44	ENSMINGER, Jake	18-18	516:57	28.7	42-79	.532	21-53	.396	8-10	.800	28	66	94	5.2	43	0	44	17	3	20	113	6.3
7	COCHRAN, KJ	18-0	218:20	12.1	33-70	.471	14-42	.333	12-18	.667	11	16	27	1.5	19	0	11	9	2	8	92	5.1
50	YARUSSO, Brendan	7-0	07:16	1.0	3-8	.375	3-7	.429	4-4	1.000	0	2	2	0.3	1	0	0	0	0	0	13	1.9
3	CHUKWUDEBELU, Francis	10-0	51:18	5.1	1-8	.125	0-1	.000	1-5	.200	5	4	9	0.9	12	0	5	0	2	1	3	0.3
Team											21	20	41					13				
Total		18	3600		568-1158	.491	187-509	.367	246-314	.783	206	415	621	34.5	350	9	289	189	55	180	1569	87.2
Opponents		18	3600		469-1017	.461	129-381	.339	263-370	.711	189	412	601	33.4	278	1	273	268	43	114	1330	73.9

Score by Periods


Team	1st	2nd	OT	TOT
Santa Clara	726	843	0	1569
Opponents	617	713	0	1330



2025-26 Santa Clara Men's Basketball
Points-rebounds-assists
All games

Opponent	Date	Score	W	0	1	2	3	7	8	12	15	22	44	50
				KNAPPER, BR	HAMMOND, CH	GAVALYUGOV	CHUKWUDEBE	COCHRAN, KJ	MAHI, ELIJA	OBOYE, BUKK	DARLAN, THI	GRAVES, ALL	ENSMINGER, YARUSSO, BR	
Cal Poly Humboldt	11/04/2025	83-53	W	7-3-2	13-9-2	8-2-3	7-5-4	DNP	14-3-3	2-0-0	13-13-2	7-4-2	12-5-4	DNP
McNeese	11/07/2025	79-67	W	5-2-3	12-8-4	19-3-0	3-1-1	0-2-1	19-4-2	DNP	4-3-0	6-13-1	11-7-6	DNP
at Xavier	11/10/2025	87-68	W	10-5-2	15-3-2	10-1-2	0-1-1	2-0-0	18-2-3	9-1-1	8-6-1	10-11-3	5-7-2	DNP
Nevada	11/15/2025	98-83	W	13-2-3	27-2-2	6-0-3	0-1-1	5-1-1	10-3-6	22-2-1	6-4-0	4-2-4	5-10-6	DNP
Idaho St.	11/18/2025	64-55	W	DNP	16-2-2	6-2-1	2-2-1	6-4-0	5-7-3	8-3-0	3-2-0	11-9-1	7-9-5	DNP
Louisiana	11/21/2025	80-43	W	5-1-2	19-2-4	0-7-5	4-2-2	9-1-1	9-4-2	13-5-0	0-2-1	11-5-0	7-11-3	3-0-0
vs Saint Louis	11/27/2025	70-71	L	9-2-2	11-3-1	2-3-0	3-0-0	2-2-0	18-7-1	7-6-0	1-3-3	13-1-0	4-4-3	DNP
vs Minnesota	11/28/2025	86-75	W	11-2-3	20-2-2	6-1-4	3-4-1	10-0-1	13-4-2	3-2-0	10-6-1	10-3-6	DNP	DNP
Utah Tech	12/03/2025	90-80	W	10-0-8	DNP	14-3-5	6-3-1	14-2-1	13-5-3	14-8-3	6-3-2	13-8-3	DNP	DNP
at New Mexico	12/06/2025	71-98	L	3-3-5	22-3-2	2-2-2	0-3-0	10-0-0	13-8-1	4-3-0	5-2-1	12-6-2	DNP	DNP
vs Arizona St.	12/13/2025	79-82	L	0-0-2	22-1-3	12-1-2	3-0-0	0-2-1	17-6-1	10-3-0	8-0-0	0-5-2	7-3-5	DNP
vs North Texas	12/17/2025	63-60	W	9-1-2	6-3-3	2-3-5	DNP	3-0-0	17-5-4	10-7-0	4-1-0	8-8-1	4-3-0	DNP
vs Loyola Chicago	12/20/2025	78-80	L	1-1-2	25-4-2	8-2-3	0-0-0	2-2-1	21-3-3	2-3-1	9-4-1	7-10-1	3-4-5	DNP
at Oregon St.	12/28/2025	102-64	W	13-1-5	9-0-3	6-0-4	0-1-1	2-0-0	23-6-2	10-5-0	14-5-1	12-4-2	13-8-3	DNP
at Portland	12/30/2025	92-85	W	16-1-3	14-3-5	3-0-3	DNP	0-0-0	22-2-1	6-2-1	14-2-2	9-10-3	8-5-3	DNP
Pepperdine	01/02/2026	82-63	W	9-1-3	20-6-2	5-0-1	0-1-0	3-0-1	15-3-3	13-7-2	7-5-0	2-4-0	8-5-2	0-1-0
San Diego	01/04/2026	98-70	W	10-6-0	21-4-2	8-1-1	DNP	5-2-0	7-7-9	4-6-1	14-6-3	12-9-3	9-7-5	8-0-0
at Gonzaga	01/08/2026	77-89	L	11-2-2	14-3-3	8-1-0	0-0-0	0-0-1	8-4-0	12-4-0	3-6-2	18-9-1	3-0-3	0-1-0
LMU (CA)	01/10/2026	103-72	W	DNP	8-2-3	37-5-1	0-1-0	14-2-0	17-2-2	9-7-0	0-7-3	16-6-1	0-11-4	2-0-0
Pacific	01/14/2026	85-69	W	7-0-2	18-1-2	7-0-4	0-0-0	5-0-0	15-7-2	6-3-1	5-3-0	17-8-2	5-1-2	0-0-0
Saint Mary's (CA)	01/17/2026	62-54	W	1-2-2	25-5-2	9-3-0	DNP	0-1-0	8-6-2	6-4-0	2-3-0	11-8-1	0-3-0	DNP
at San Diego	01/24/2026	85-73	W	2-5-3	16-2-1	9-1-2	DNP	4-3-4	12-3-3	16-8-1	8-6-2	12-4-0	6-4-5	DNP
San Francisco	01/28/2026	88-73	W	4-1-6	21-0-2	8-0-2	0-0-0	11-4-0	18-2-2	6-8-0	2-3-0	11-6-3	7-6-2	0-0-0
at LMU (CA)	01/31/2026	104-73	W	22-3-2	12-1-2	5-0-5	0-1-1	15-4-2	12-6-2	5-5-0	8-3-1	17-10-1	8-4-2	DNP
at Pacific	02/04/2026	71-56	W	11-1-1	7-1-3	4-2-2	DNP	7-4-0	10-3-3	4-4-2	3-0-0	12-8-1	13-6-1	DNP
at Washington St.	02/07/2026	96-92	W	7-0-3	16-3-1	8-2-2	DNP	2-0-0	9-2-2	11-1-1	8-2-0	30-13-4	5-4-1	DNP
Seattle U	02/11/2026	84-72	W	5-2-1	17-6-1	21-4-2	DNP	2-0-0	9-3-7	8-5-1	2-2-2	15-5-5	5-5-1	DNP
Gonzaga	02/14/2026	86-94	L	3-2-0	16-3-3	10-0-4	DNP	9-3-1	15-5-1	7-8-1	7-5-0	13-3-3	6-3-1	DNP
at San Francisco	02/21/2026	94-73	W	10-3-1	18-1-3	7-4-1	0-1-3	0-0-0	30-7-2	6-4-1	15-3-1	2-0-0	6-10-2	DNP
at Saint Mary's (CA)	02/25/2026	67-86	L	7-1-0	11-0-2	7-1-3	0-0-0	3-1-1	5-4-2	4-2-0	7-2-0	20-6-0	3-2-0	DNP
Oregon St.	02/28/2026	93-72	W	19-4-2	7-3-3	0-0-1	3-4-0	10-3-1	12-5-5	11-3-1	6-1-2	14-5-0	8-10-7	3-0-0

2025-26 Santa Clara Broncos TV/Radio Roster



#0 Brenton Knapper
G • 6-0 • 175 • R-Sr.
Charleston, W.V.



#1 Christian Hammond
G • 6-4 • 195 • R-So.
Denver, Colo.



#2 Sash Gavalyugov
G • 6-3 • 175 • R-Fr.
Botevgrad, Bulgaria



#3 Francis Chukwudebelu
C • 6-10 • 220 • Fr.
Dallas, Texas




#4 Brad Longcor III
G • 6-4 • 180 • Fr.
Quincy, Ill.



#7 KJ Cochran
G • 6-5 • 195 • Fr.
West Chester, Penn.




#8 Elijah Mahi
F • 6-7 • 220 • Sr.
Toronto, Canada



#9 Gehrig Normand
G • 6-6 • 190 • R-So.
North Richland Hills, Texas



#10 Noah Badibanga
F • 6-8 • 185 • Fr.
Toulouse, France



#12 Bukky Oboye
C • 7-1 • 220 • R-So.
Houston, Texas



#14 Chris Tadj
F • 6-7 • 250 • So.
Montreal, Quebec



#15 Thierry Darlan
G • 6-8 • 210 • Jr.
Bangui, Central African Republic



#22 Allen Graves
F • 6-9 • 225 • R-Fr.
Ponchatoula, La.



#44 Jake Ensminger
G • 6-9 • 215 • R-Jr.
Ulm, Germany



Herb Sendek
Head Coach
10th Season




Jason Ludwig
Associate HC
10th Season



Ryan Madry
Associate HC
8th Season



Will Burkett
Assistant Coach
5th Season



Jackson Gion
Assistant Coach
5th Season



Mitch Smith
Assistant Coach
1st Season