

TWO THOUSAND TWENTY-FIVE ———

EVANGEL FOOTBALL

————— **MEDIA GUIDE**



TABLE OF CONTENTS

GENERAL INFORMATION	1	THE KCAC	34
Table of Contents	1	About the KCAC	34
2025 Schedule	3	Members	34
Evangel Media Relations	4		
Media Information	5		
COACHING STAFF	6	EVANGEL RECORDS	35
Head Coach Chuck Hepola	6	Rushing Records	36
Defensive Coordinator Jeremy DeSoto	8	Passing Records	39
Offensive Coordinator Ryne Strickland	9	Receiving Records	41
Assistant Coach Myles Williams	10	Total Offense Records	43
Assistant Coach Marcus Yokeley	10	Scoring Records	45
Assistant Coach Danny Sweet	11	Kicking & Return Records	47
Assistant Coach Taylor Higgins	11	Defensive Records	49
Assistant Coach Jeff Klein	12	Miscellaneous Records	55
		Homecoming Records	55
2025 SEASON PREVIEW	13	Home Openers	56
2025 Roster	14	Most Points	56
		Season Openers	57
		Coaching Records	57
2025 OPPONENTS	17	EVANGEL HISTORY	58
Saint Mary, Sterling, Southwestern	18	Year-By-Year History	59
McPherson, Friends, Kansas Wesleyan	19	Evangel Award Winners	60
Ottawa, Avila, Tabor	20	All-Time Letterwinners	66
Bethel, Bethany	21	Year-By-Year Results	70
		All-Time vs. Opponents	74
YEAR IN REVIEW	22	Series Results vs. The KCAC	75
Team Statistics	23	THE EVANGEL EXPERIENCE	76
Individual Statistics	24	Evangel President Dr. Mike Rakes	77
Game-By-Game Comparison	26	About Evangel	78
Red-Zone Comparison	26	Springfield, Missouri	79
Individual Season Highs	27	Evangel Football/Eagle Stadium	81
Team Season Highs	27		
Game Recaps	28		

CREDITS

The 2025 Evangel University Football Media Guide was written, designed, and edited by the Evangel Media Relations Department.

Cover Design: Issac Granado

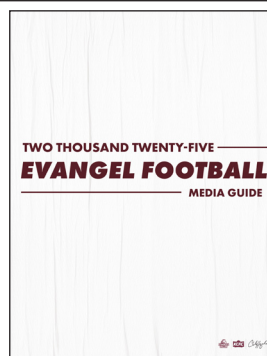
Writing, Layout and Historical Research: Issac Granado

Editorial Assistance: Sports Information Director, Issac Granado, former staff, Phillip Dowden, Kevin Kennedy, and the late Dave Fillmore. Additional assistance from current and former Media Relations Student Assistants

Photo Credits: Woodie Moore, Matt Turer, Phillip Dowden, and Evangel media relations student workers

Special Thanks: Head Coach Chuck Hepola

Book designed using Adobe InDesign and Adobe Photoshop software.

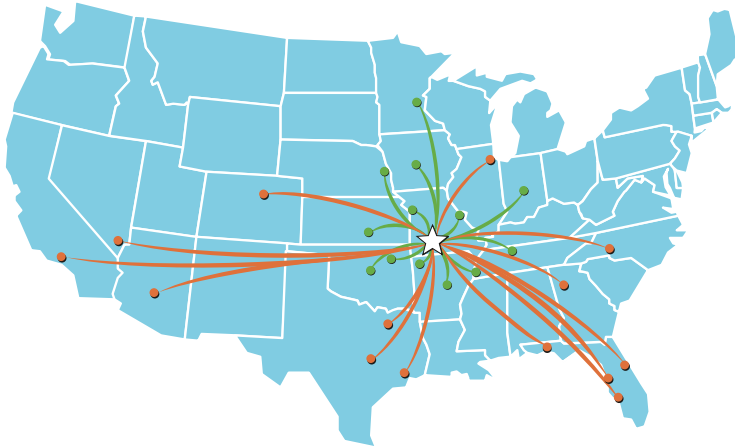


				
<p>6 COACHES Chuck Hepola enters his tenth season at the helm of the Evangel football team.</p>	<p>13 2025 SQUAD The Evangel football team returns with a strong mix of veteran leaders and newcomers.</p>	<p>34 THE KCAC Evangel joined the Kansas Collegiate Athletic Conference in 2023, enjoying a pair of strong seasons and a conference championship title in 2023.</p>	<p>58 HISTORY Evangel football is closing in on its 50th year with a proud tradition that includes 7 conference championships and two national semifinal appearances.</p>	<p>76 THE EVANGEL EXPERIENCE Evangel features world-class athletics and academics in a Christian environment, and its unique campus is located in beautiful Springfield, Missouri.</p>

GETTING TO SPRINGFIELD

Non-Stop Flights to...

Atlanta, GA (ATL)
 Austin, TX (AUS)
 Charlotte, NC (CLT)
 Chicago, IL (ORD)
 Dallas/Ft. Worth, TX (DFW)
 Denver, CO (DEN)
 Destin/Ft. Walton Beach, FL (VPS)
 Houston, TX (IAH) (HOU)
 Las Vegas, NV (LAS)
 Los Angeles, CA (LAX)
 Orlando, FL (SFB)
 Phoenix/Mesa, AZ (IWA)
 Punta Gorda, FL (PGD)
 St. Petersburg/Tampa, FL (PIE)



Miles to Springfield from...

Bentonville, AR 120
 Branson, MO..... 45
 Chicago, IL 515
 Dallas, TX 420
 Des Moines, IA..... 360
 Indianapolis, IN 460
 Kansas City, MO..... 170
 Little Rock, AR 215
 Memphis, TN 285
 Minneapolis, MN..... 600
 Nashville, TN 440
 Oklahoma City, OK..... 290
 Omaha, NE 360
 St. Louis, MO 220
 Tulsa, OK 185
 Wichita, KS 270

AIRPORT & AIRLINES

Springfield-Branson National Airport (SGF) . . .FlySpringfield.com • 417-868-0500
 Allegiant Air AllegiantAir.com • 702-505-8888
 American Airlines AA.com • 800-433-7300
 Delta Delta.com • 800-221-1212
 United United.com • 800-864-8331
 Branson Airport (BKG) flybranson.com • 417-334-7813

GROUND TRANSPORTATION

City Utilities Bus Service cutransit.net • 417-831-8782
 Fisk Limousines/Martin Rental & Leasing . . . fisklimo.com • 417-862-2900
 Lyft. lyft.com
 Springfield Yellow Cab Co. 417-862-5511
 Uber. uber.com

HELPFUL CONTACTS

Bolivar Area Chamber of Commerce bolivarchamber.com • 417-326-4118
 Branson/Lakes Area Chamber of Commerce . . . bransonchamber.com • 417-334-4084 • 800-296-0463
 City of Springfield springfieldmo.gov • 417-864-1000
 Council of Churches of the Ozarks. CCOzarks.org • 417-862-3586
 Empower: Abilities empowerabilities.org • 417-886-1188
 Medical, Fire or Police Emergency. 911
 Missouri Department of Transportation. MODOT.org • 888-275-6636
 Missouri Division of Tourism VisitMO.com • 573-751-4133
 Missouri State Highway Patrol. statepatrol.dps.mo.gov • 573-751-3313
 Nixa Area Chamber of Commerce nixachamber.com • 417-725-1545
 Ozark Area Chamber of Commerce ozarkchamber.com • 417-581-6139
 Springfield Area Chamber of Commerce. SpringfieldChamber.com • 417-862-5567
 Springfield Convention & Visitors Bureau. SpringfieldMO.org • 417-881-5300 • 800-678-8767
 Springfield-Greene County Health Department. health.springfieldmo.gov • 417-864-1658
 Springfield-Greene County Library District TheLibrary.org • 417-882-0714
 Springfield-Greene County Park Board. ParkBoard.org • 417-864-1049
 Springfield Public Schools sps.org • 417-523-0000
 Springfield Regional Arts Council SpringfieldArts.org • 417-862-2787

2025 EVANGEL FOOTBALL SCHEDULE

DATE	OPPONENT/TV	LOCATION	TIME	SERIES RECORD
Aug. 30	at Saint Mary	Leavenworth, Kan. Berkel Memorial Stadium	6:00 PM	EU leads, 1-0
Sept. 6	Sterling	Nixa, Mo. Eagle Stadium	6:00 PM	EU leads, 2-0
Sept. 13	at Southwestern	Winfield, Kan. Richard L. Jantz Stadium	11:00 AM	EU leads, 4-1
Sept. 20	McPherson	Nixa, Mo. Eagle Stadium	6:00 PM	Series tied, 1-1
Sept. 27	at Friends	Wichita, Kan. Adair-Austin Stadium	6:00 PM	EU leads, 4-1
Oct. 4	Kansas Wesleyan (Homecoming)	Nixa, Mo. Eagle Stadium	1:00 PM	EU leads, 3-1
Oct. 18	Ottawa*	Nixa, Mo. Eagle Stadium	1:00 PM	EU leads, 2-0
Oct. 25	at Avila*	Kansas City, Mo. The Z	1:00 PM	EU leads, 16-3
Nov. 1	at Tabor*	Hillsboro, Kan. Joel H. Wiens Stadium	1:00 PM	EU leads, 3-0
Nov. 8	Bethel*	Nixa, Mo. Eagle Stadium	1:00 PM	EU leads, 2-0
Nov. 15	Bethany*	Nixa, Mo. Eagle Stadium	1:00 PM	EU leads, 2-1

* - Denotes KCAC Division Game

2024 NAIA FOOTBALL CHAMPIONSHIP SERIES INFORMATION


First Round • November 22 • Campus sites

Second Round • November 29 • Campus sites

Quarterfinals • December 6 • Campus sites

Semifinals • December 13 • Campus sites

National Championship • December 20 • Fort Worth, Texas • Crowley ISD Multi-Purpose Stadium



EVANGELATHLETICS.COM | OFFICIAL WEBSITE OF EVANGEL ATHLETICS

EvangelAthletics.com is the official online home of all 16 of Evangel’s varsity teams. Designed by Sidearm Sports, the responsive site allows fans and media to have all of the necessary information about the Valor whether viewing on a computer, tablet, or another mobile device. The website contains news, schedules, rosters, and other biographical information about Evangel coaches and student-athletes. Links for live stats and live video are easily accessible.



NATIONAL ASSOCIATION OF
INTERCOLLEGIATE ATHLETICS

A photograph of a football player in a white jersey with blue accents and the number 17, wearing a silver helmet with blue facemask, running with the ball. He is being tackled from behind by a player in a dark jersey. The background is a blurred stadium.

PLAY NAIA TODAY

\$600MM
in scholarships

65,000
student-athletes

26
national championships

21
conferences



Issac Granado

Sports Information Director
 5th Season
 College of the Ozarks '21
 granadoi@evangel.edu
 417.865.2815 x7261



Kaden Hass

Digital Media and Technology Manager
 1st Season
 Evangel '24
 hassk@evangel.edu
 417.865.2815 x7271

EAGLE STADIUM

The home of Evangel football is the 4,400-seat Eagle Stadium. Located in Nixa, Mo., and on the campus of Nixa High School. Eagle Stadium is 12 miles south on Highway 65 from Springfield.

MEDIA SERVICES

Evangel University Athletic Media Relations will provide pre-game notes, cumulative statistics, media guides, and game programs prior to each home game. Complete game statistics will be available after the conclusion of each game.

The Evangel Athletic Media Relations Office is located inside the Randy Rowden Training Center, on the second floor. Contact the Evangel Athletic Media Relations Office at 417.865.2815 ext. 7261 during the day.

GAMEDAY SERVICES

Play-by-play, halftime and complete team and individual statistics will be provided, along with postgame quotes and notes. In addition, a postgame fax service is available at no charge. Full game stats and a recap will be posted on Evangel's official website promptly after the conclusion of the game (www.EvangelAthletics.com).

COACH HEPOLA'S AVAILABILITY

Head Coach Chuck Hepola is available for interviews before practice and at select times throughout the day. Please contact Issac Granado, Sports Information Director, for Coach Hepola's availability and to schedule an interview.

MEDIA CREDENTIALS

All credentials will be issued to working media and should be requested through the Evangel Athletic Media Relations Office as early as possible. Credentials will not be mailed but can be picked up at Will Call at Eagle Stadium.

WORKING AREA

The press box at Eagle Stadium is located on the west grandstand. All media may enter through the elevator. The second floor also houses media, as well as media relations and game operations personnel and both coaching staffs. Questions regarding press availability or requests for credentials should be made through the Evangel Athletic Media Relations Office.

MEDIA INFORMATION

FOOTBALL HISTORY

First Year of Football:	1977
Season of Football:	49th
All-Time Record:	262-232-3 (.530)
Conf. Championships	7
NAIA Playoff Appearances	7
All-Time Postseason Record:	5-10
Last Appearance	2023
Result	Loss (13-40) vs. Bethel (NAIA 2nd Round)
Bowl Appearances	2
All-Time Record	1-1
Last Appearance	2002
Result:	Loss (20-35) vs. Cumberland (CMH Bowl)

RADIO AND TELEVISION RIGHTS

Evangel provides one courtesy line for the official visiting radio outlet. If any additional lines are needed, contact the Evangel Athletic Media Relations Office at least one week in advance to make arrangements. A charge may apply to accompany other lines. Television stations should coordinate all plans through the Media Relations Office. Rights are subject to restrictions set forth by Evangel University. Requests to televise any live or delayed portion of the game should be made well in advance.

PHOTOGRAPHERS

All photographers must have their photo passes visible at all times and must shoot from designated areas on the sidelines. Photographers are not allowed in the team areas at any time unless prior arrangements have been made.

POSTGAME INTERVIEWS

After a 10-minute cool down period, student-athletes and head coach Chuck Hepola will meet with media. If requested, the visiting coach and players will be made available to the media as well. Interviews with visiting student-athletes and coaches should be coordinated through the visiting media relations personnel, if possible.

NATIONALLY RECOGNIZED



The Evangel University Athletic Communications office has won multiple awards since 2016, as a member of NAIA-SIDA and from the College Sports Communicators organization (CSC). Both organizations have honored Evangel in the areas of communications, including multiple sports winners in the best media guide, best media guide cover, as well as other communication categories such as seasonal schedule poster, graphic design, game program, game program cover, and even best "in-game call."

EVANGEL SPORTS NETWORK

EVANGEL SPORTS NETWORK

Evangel Athletics has built an internal network to stream more than 90 home events yearly since 2016-17. The athletic department has spearheaded the effort that partners with local professional talent and Evangel students to produce nearly every game. Evangel Athletics manages all aspects of radio, television, and digital rights.

Since 2019, the Evangel University Athletics Department has partnered with Mediacom to produce several home games that are simulcast on the Evangel Sports Network and the KCAC Conference Network platforms. MC22 produces and helps air a number of football, volleyball, basketball, baseball, and softball games each year.

THE KCAC NETWORK

The KCAC Network is the official digital network of the Kansas Collegiate Athletic Conference. It will encompass all original programming from the KCAC.

The KCAC Network is available on your desktop and mobile/tablet devices. The official website of the KCAC Network is www.kcacnetwork.com, while the KCAC app is available for iOS in the App Store and Android on Google Play. Mobile devices, including iPhones, iPad, and Android, will work with the default web browser.

Devices should be kept up to date and connected to a reliable data connection for optimal playback. Apple users and owners of an AppleTV device can 'throw' the webcast from their iPhone or iPad using the AirPlay feature. Computer users can output their display directly to an HDMI signal if supported; otherwise, a converter may be required. These options may require advance setup, and we suggest using an 'On Demand' archive to test prior to watching a live event.

ADDITIONAL MEDIA COVERAGE

Evangel teams enjoy media coverage both locally and regionally.

Local media coverage of Evangel also includes regular coverage on local television stations KY3 (NBC Affiliate) and KOLR 10 (CBS Affiliate). Local radio stations also provide coverage, including coaches' interviews weekly with Zimmer Communications Jock 96.9 FM station, an ESPN Radio affiliate.



>>> Coverage of Evangel football has all of its home games streamed Evangel Sports Network as well as several games on Mediacom 22 and nationally on ESPN3. MC22 also simulcasts all games on the Kansas Collegiate Athletic Conference Network as part of a partnership with the Evangel Athletic Department.



>>> Evangel football has a broadcast team that has included Hall of Fame broadcasters Don West, Tom Mast, and Corey Riggs.



MEDIA OUTLETS

SPRINGFIELD NEWS-LEADER
Ryan Collingwood • Sports Editor
901 S National Ave, Springfield, MO 65897
Phone: (417) 837-3666
Email: rcollingwood@sgfcitizen.org

KOLR, Channel 10 - CBS
Dan Lucy • Sports Director
2650 E. Division, Springfield, MO 65803
Phone: (417) 862-1010
Email: dlucy@kolr10.com

KY3, Channel 3 - NBC | KSPR, Channel 33 - ABC
Sully Engles • Sports Director
999 W Sunshine St, Springfield, MO 65807
Phone: (417) 268-3200
Email: sengles@ky3.com

KWTO FM 96.9/99.9 (The Jock)
Tom Ladd • Station Director
3000 E. Chestnut Expressway,
Email: production@radiospringfield.com



HEAD COACH | 10TH SEASON | EVANGEL '91

CHUCK HEPOLA

Since his return to his alma mater in 2015, Chuck Hepola has been instrumental in revitalizing Evangel football, transforming it into a championship-caliber team, year in and year out.

Last season, Hepola and his staff opened the season with a 7-0 record, spanning a 18-0 winning streak dating back to last year over KCAC opponents since joining the conference. The Valor finished with an 8-2 record, helping push Hepola into second all-time for wins at EU (61).

During his first four seasons, Hepola's efforts bore fruit as the Valor secured a share of the Heart South Division title in 2017. This achievement earned him the Heart South Division Coach of the Year accolades in 2017 and 2018, while consistently keeping the Valor ranked among the top 20 teams in the nation.

In 2023, under Hepola's guidance, Evangel made its first postseason appearance since 2005, finishing the regular season with an impressive 11-0 record—their first undefeated regular season since 2001. Hepola boasts a commendable 53-31 overall record at Evangel, ranking second in all-time wins as head coach. Notably, the 2023 season was marked by a significant milestone as over 40 athletes were baptized after practice during the bye week, establishing a new annual tradition for the Valor football program.

The 2018 and 2019 seasons saw Evangel rise into the Top 10 of national polls, reaching as high as No. 6. The 2018 season was particularly remarkable, with the Valor starting 7-0 and achieving three victories against

top-25 teams, including an upset over the eventual NAIA national runner-up, Benedictine.

Under Hepola's leadership, the Valor have established one of the top defensive units in the NAIA, earning the league's Defensive Player of the Year award five times. This includes standout performers such as Josh Evans, a two-time Cliff Harris Award finalist, and Andreas Moeller, who was named Defensive Player of the Year in 2018. Other honorees include Sam Morton in 2019 and Athanie Leeviraphan in 2022, with Bradley Myers receiving the accolade in 2023.

Hepola's players have also excelled individually, with several achieving All-American status. Notably, Evans was the first All-American under Hepola to be recognized by the Associated Press, while Moeller and Leeviraphan both received unanimous NAIA All-American honors. In 2023, four players were named All-Americans, highlighting the program's depth and talent.

In addition to on-field success, Hepola emphasizes academic excellence. Since 2016, 98 players have been named to the Daktronics NAIA Scholar-Athlete Team, and his teams have set academic records, including 18 scholar-athletes in 2020. Academic achievements have been recognized nationally, with multiple players earning CoSIDA Academic All-America honors.

Before becoming head coach at Evangel, Hepola served in various coaching roles at multiple levels, including nine seasons at the NCAA Division I level. He spent five seasons at Nicholls State, where he was elevated to associate head coach, specializing as the special teams coordinator and coaching running backs. During his tenure, he produced six All-Southland Conference players and achieved notable victories, including an upset against an FBS team.

Hepola's coaching journey began in southwest Missouri, where he worked with high school programs, including Logan-Rogersville, Willard, and Hillcrest. He earned his bachelor's degree in Education from Evangel University in 1991 and completed his master's degree in Education from Drury University in 2002.

Chuck and his wife, Kirstin, have two children: Courtney, who played soccer at Evangel, and Chance, who played football at the university.



THE HEPOLA FILE

PERSONAL

Hometown	Tulsa, Oklahoma
College	Evangel '91, Drury '02
Wife	Kirstin
Children	Courtney and Chance

YEAR-BY-YEAR

As Head Coach

Year	School	Record
2016	Evangel	4-7
2017 [^]	Evangel	7-4
2018	Evangel	9-2
2019	Evangel	8-3
2020	Evangel	2-5
2021	Evangel	5-6
2022	Evangel	7-3
2023 ^{^*}	Evangel	11-1
2024	Evangel	8-2

YEAR-BY-YEAR

As Assistant Coach

Year	School	Position
2004	Tulsa	Asst. Coach
2005	East Central	Off. Coordinator
2006	East Central	Off. Coordinator
2007	East Central	Off. Coordinator
2008	East Central	Off. Coordinator
2009	UL-Monroe	Dir. Football Ops
2010	Nicholls State	Assoc. Head Coach
2011	Nicholls State	Assoc. Head Coach
2012	Nicholls State	Assoc. Head Coach
2013	Nicholls State	Assoc. Head Coach
2014	Nicholls State	Assoc. Head Coach

* playoff appearance [^]conference champs

RECORD BY OPPONENT

OPPONENT	RECORD
Avila.....	4-0
Baker.....	1-5
Benedictine.....	2-5
Bethany.....	2-0
Bethel (Kan.).....	2-0
Bethel (Tenn.).....	0-1
Central Methodist.....	4-3
Clarke.....	4-0
Culver-Stockton.....	5-2
Friends.....	2-0
Graceland.....	5-1
Grand View.....	1-6
Kansas Wesleyan.....	2-0
McPherson.....	1-1
MidAmerica Nazarene.....	4-3
Missouri Valley.....	6-1
Ottawa.....	2-0
Peru State.....	4-2
SAGU.....	1-0
Saint Mary.....	1-0
Southwestern.....	1-1
Sterling.....	2-0
Tabor.....	2-0
William Penn.....	3-2



Jeremy DeSoto

Defensive Coordinator
 10th Season
 Louisiana College '04



>>> A top defensive mind in small college football, DeSoto, was named the KCAC Assistant Coach of the Year in 2023. During his seven seasons, Evangel has ranked in the top 10 nationally in most defensive categories.

THE DESOTO FILE

PERSONAL

Hometown	Shreveport, Louisiana
College	Louisiana College '07 Mississippi College '10
Wife	Nikki
Children	Knox, Duke, and Anslee

Jeremy DeSoto will enter his tenth year on the Evangel University coaching staff and eighth as the defensive coordinator. He was also elevated to assistant head coach prior to the 2019 season.

DeSoto led one of the best defenses in the nation in 2023, helping the Valor go undefeated in the regular season. The Myers Brothers (Zach & Bradley) were both named AP All-Americans in the 2023 season, behind DeSoto's guidance. For his work as defensive coordinator, DeSoto was named the KCAC Assistant Coach of the Year in 2023.

Following the 2017 season, the Louisiana native was recognized as the

Heart Co-Assistant Coach of the Year with Evangel offensive coordinator Dennis Darnell. Eight players were named all-conference in 2017 led by All-American and Defensive Player of the Year, Josh Evans. Evans was also a two-time Cliff Harris Award Finalist after leading the conference in sacks and finishing second in the nation in sacks and fourth in tackles for a loss.

Prior to coming to Evangel, DeSoto served as linebackers coach and recruiting coordinator at Millsaps, an NCAA-III program, in 2013 and 2014. He was part of their conference championship and 9-1 season two years ago. He spent five years at Mississippi College (NCAA-III) from 2008-12 as a linebackers coach in addition to serving as director of football operations and video coordinator.

During his tenure at Mississippi College, DeSoto also had stints as a defensive backs coach, special teams coordinator, and defensive line coach. The team won a conference title in 2009 and advanced two rounds into the NCAA-III national tournament

going 9-3 for the season.

DeSoto played collegiately at Louisiana College where he earned four varsity letters. Following his playing career, DeSoto stayed at LC for three more seasons as an assistant coach working as a linebackers coach, a special teams assistant and he was the assistant director of football operations.

The Shreveport, Louisiana native is a product of Evangel Christian Academy where, during his junior year, the team went 15-0, won the Louisiana Class 5A state championship, and ended the year ranked number one in the nation by USA Today and Fox Sports. In his four-year high school career at Evangel Christian Academy, DeSoto's team went 60-0 with four State Championships, along with a National Championship in 1999.

DeSoto has a degree in General Studies from Louisiana College and a Master's degree in Athletic Administration from Mississippi College. He and his wife Nikki have three kids, Knox, Duke, and Anslee.



Ryne Strickland

Offensive Coordinator/QB Coach
1st Season
Jacksonville State '18

THE STRICKLAND FILE

PERSONAL

Hometown	Greenville, South Carolina
College	Jacksonville State '18
	Jacksonville State '20
Wife	Emilee
Children	Harper and Hallee

Ryne Strickland joined the Evangel football staff in the spring of 2025 as the Valor’s offensive coordinator and quarterbacks coach, after the departure of Cody Wells to Louisiana-Monroe (NCAA D-I).

Strickland comes to Evangel after four seasons as the Shorter University (NCAA D-II) Wide Receivers, Special Teams, and Pass Game coordinator. Strickland was also responsible for the recruiting of athletes in



>>> Ryne Strickland joins the Evangel staff after coaching and playing at Jacksonville State, where he learned under former offensive coordinator, Cody Wells.

Georgia, Alabama, and South Carolina while at Shorter.

Before Shorter, Strickland spent seven seasons at his alma mater, NCAA FCS-member Jacksonville State where he was a graduate assistant for Wide Receivers and student assistant for Quarterbacks.

The Greenville, South Carolina product played quarterback during his time as JSU from 2013-15. Strickland played a large role in helping JSU claim three OVC titles and just six OVC losses in four seasons, extending the Gamecocks’ streak of conference titles to an OVC-record five from 2014-18. While at JSU, Strickland was coached

by and worked with former Evangel offensive coordinator, Cody Wells.

Strickland is married to his wife, Emilee, and has two daughters, Harper and Hallee. The Strickland’s currently reside in Springfield.



Myles Williams

Defensive Line Coach
2nd Season
Evangel '20

THE WILLIAMS FILE

PERSONAL

Hometown Houston, Texas
College Evangel '20

Myles Williams joined the Evangel coaching staff in the summer of 2024. In his role with the Valor, Williams will serve as a linebackers coach.

Born and raised in Houston, Texas, Williams' ties to Evangel began in 2016, when he played collegiate football for the former Crusaders. After a four year career, Myles joined the coaching staff, serving as a graduate assistant in 2020.

After serving on the Evangel staff, Williams served as a member of the coaching staff at local Springfield school, Central High School.

Williams coached for two seasons at Central (21-22) before moving to the east coast to coach for a season at



>>> Myles Williams brings four years of coaching experience and a vast knowledge of defensive play to the coaching staff after playing for Evangel from 2016-20.

Rockhill High School in South Carolina last fall (23).



Jai Melancon

Linebackers Coach
1st Season
Louisiana Christian '25

THE MELANCON FILE

PERSONAL

Hometown Bourg, La.
College Louisiana Christian '25

Jai Melancon joins the Valor Football coaching staff as a Linebackers Coach after four years at NAIA Louisiana Christian. Melancon served as the Director of Football Operations for the Wildcats while also coaching Wide Receivers in one of the nation's top offenses.

A native of Bourg, Louisiana, Melancon is excited to join the Evangel Football program. "God has been so very good to me. I want to thank Coach Hep for giving me the opportunity at Evangel University. I look forward to developing young men on and off the field," stated Melancon. "When you hear about Evangel Football, it resonated with an extremely well ran program built on using football as a tool to devel-



>>> Melancon joins the program after coaching one of the NAIA's top offenses in Louisiana Christian.

op young men, I am just grateful to be a part of that."

Melancon also was a member of the Men's Golf team at Louisiana Christian.



Danny Sweet

Tight Ends Coach
7th Season
Evangel '10

THE SWEET FILE

PERSONAL

Hometown	Huntsville, Arkansas
College	Evangel '10
Wife	Stella
Children	Case, Jax, and Elia Mae

Danny Sweet returned to Evangel in 2018 as an assistant coach working with the tight ends.

During the 2020 season, tight end Haaken Friend earned his second consecutive First Team All-Heart selection. Friend snagged a career-high in receptions and yards to earn a second straight first-team honor.

In his first season at Evangel, tight end Adam Schrock was named to the All-Heart First Team.

Most recently, Sweet was the offensive coordinator at Springfield Central since 2014 where he also coached the offensive line. Before joining the Bulldogs, Sweet worked with both the offensive and defensive lines at Willard High School from 2010 to 2014.

Sweet got his start in coaching in 2010 as a graduate assistant at Evangel where he graduated with his master's degree in educational leadership in 2013. Before coaching, he was a four-year letterman for the Crusaders on the gridiron and was a team captain in 2008.

He earned his bachelor's degree in physical education from Evangel in the fall of 2010.



Taylor Higgins

Wide Receivers
4th Season
Evangel '11

THE HIGGINS FILE

PERSONAL

Hometown	Ohio
College	Evangel '11
Wife	Natalie
Children	Grady

Taylor Higgins returned to Evangel in 2022 to work with the wide receivers.

Higgins had returned to Evangel in 2017 and worked with the receivers for two seasons before spending the previous four at Springfield Kickapoo.

In his first season with Evangel, he saw Dallas Hester earn second-team All-Heart honors at wide receiver.

A 2011 graduate of Evangel, Higgins earned a bachelor of science in physical education and also served in various roles with the football team from 2010 to 2014. In addition to helping coach tight ends and wide receivers, he was also the equipment coordinator and film coordinator.

Before returning to the Evangel sidelines, he worked one season at Kickapoo High School under Kurt Thompson as the passing game coordinator and wide receivers coach.

Prior to his time with the Chiefs, he worked at Willard High for two seasons where he also got experience as the Tigers JV Head Coach.

Higgins also worked three seasons at Strafford High School under Evangel alum, Tim Hester, where he was the offensive coordinator from 2011 to 2012. He also spent time at Hillcrest High School and Pleasant View Middle School.



Jeff Klein

Offensive Line
4th Season
Harding '88

THE KLEIN FILE

PERSONAL

Hometown Tabernacle, New Jersey
College Harding '88
Wife Angie
Children Kendall, Kara, Kristen

Jeff Klein joined the Evangel coaching staff in 2022. In his role with the Valor he will work with the offensive line.

Prior to joining Evangel, Klein spent the previous 18 years at Parkview High School as a coach and educator. Working with the offensive line for the Vikings, Klein also coached girls basketball.

A veteran coach in Southwest Missouri, Klein also spent time as a head coach at Willard High School and Mountain View-Liberty.

Prior to moving to Missouri, Klein worked at West Memphis Christian school coaching football and track and field for four years. He also worked at Memphis Harding Academy coaching football, track, and wrestling.

Klein got his start in coaching as a graduate assistant at his alma mater, Harding, where he worked with the offensive linemen. During his time at Harding he earned all-conference honors on the offensive line for the Bison.

A graduate from Harding University, Klein earned his Master's degree from Southwest Baptist in 2003.



Clayton Uber

Running Backs / ST Coord.
1st Season
Evangel '25

THE UBER FILE

PERSONAL

Hometown Nixa, Mo.
College Evangel '25

Clayton Uber joined the Evangel coaching staff in 2025. In his role with the Valor he will work with the running backs, as well as help coordinate special team play.

Uber played four years on the Evangel defense, earning all-conference honors at linebacker in his final season (2024).

Clayton, the Nixa, Missouri native, played high school football for the Eagles, graduating in 2021.

"I feel extremely blessed to have the opportunity to coach for Evangel University. Evangel holds a very special place in my heart, after playing here for four years and graduating from Evangel," stated Uber. "I can't wait to pour into the program that gave so much to me while continuing to shape this culture and build champions on and

off of the field."

2025 VALOR



T W O T H O U S A N D A N D T W E N T Y - F I V E

2025 ROSTER

No.	Name	Pos.	No.	Name	Pos.	Ht.	Wt.	Yr.	Hometown / Previous School
12	Kal Acklin	LB	2	Sal Caldarella	QB	6'1	185	So.	Grain Valley, Mo. / Grain Valley HS / Southwest Baptist
30	Nolan Alford	LB	2	Javeon Turner	DB	6'1	196	R-Jr.	Star City, Ark. / Star City HS
3	Brady Allen	TE	3	Brady Allen	TE	6'2	205	So.	San Diego, Calif. / Point Loma HS
7	Matt Allen	QB	3	Kolton Banks	LB	5'11	228	Jr.	Frisco, Texas. / Independence HS
60	Dalton Amos	OL	4	Cole Austin	DB	5'10	175	Fr.	Benton, La. / Benton HS
90	Jeremy Anderson	DL	4	Jeremiah Barnes	WR	6'2	205	R-Jr.	Tulsa, Okla. / Webster HS
4	Cole Austin	DB	5	Jaren Foster	DB	6'1	200	Gr.	St. Charles, Mo. / St. Charles West HS
13	Dylan Ayres	DB	5	Zuric Humes	QB	6'1	205	R-Fr.	Mansfield, Texas / Mansfield Timberview HS
3	Kolton Banks	LB	6	Gunner Ellison	WR	5'11	200	Jr.	Republic, Mo. / Republic HS / Southwest Baptist
4	Jeremiah Barnes	WR	6	Kenneth Spring	DB	5'10	189	R-So.	Royse City, Texas / Royse City HS
35	Bryden Baxter	WR	7	Matt Allen	QB	5'9	205	R-Jr.	DeSoto, Texas / DeSoto HS
39	Mason Bendabout	P	7	Draven VanGilder	LB	5'10	230	R-Jr.	Joplin, Mo. / Joplin HS / Truman State
18	Joey Berg	TE	8	Garrett Finley	DE	6'0	235	Jr.	Euless, Texas / Colleyville Heritage HS
45	Cristian Berumen	TE	8	Luke Milligan	QB	6'3	200	So.	Tulsa, Okla. / Lincoln Christian / Northeastern St.
81	Will Bisbee	WR	9	Broc Lyle	WR	5'11	160	Jr.	Rolla, Mo. / Rolla HS
10	Brady Blackwell	WR	9	Zach Myers	DL	6'2	225	Gr.	Lee's Summit, Mo. / Lee's Summit West HS
16	Jeremiah Blakely	K	10	Brady Blackwell	WR	6'3	206	R-Sr.	Branson, Mo. / Branson HS / Quincy University
36	Colton Brosenne	P	10	Jayden Harrington	DB	5'10	190	Fr.	Justin, Texas / Northwest HS
32	Chase Buckholz	K	11	Talon Stephens	DB	5'10	160	R-Fr.	Harrison, Ark. / Harrison HS
2	Sal Caldarella	QB	11	Eric Williams II	RB	6'1	232	Sr.	Irving, Texas / Nimitz HS
33	Jacob Chenoweth	RB	12	Kal Acklin	LB	5'11	208	Jr.	Mountain View, Mo. / Liberty HS
22	Sam Clark	DB/K/P	12	Russell Roweton	QB	6'3	220	R-Fr.	Willard, Mo. / Willard HS
57	Byron Cox	OL	13	Dylan Ayres	DB	6'0	177	R-Jr.	Nixa, Mo. / Nixa HS
34	Kyle Cummings	RB	13	Brayden McCoy	RB	5'7	150	Fr.	Missoula, Mont. / Valley Christian HS
86	Kayleb Darst	TE	14	Elijah Dollar	DB	6'2	200	Fr.	Bossier City, La. / Airline HS
21	Will Daughtery	DB	14	Harrison Hackbarth	QB	6'2	201	R-Fr.	Grapevine, Texas / Grapevine HS
58	Isaiah Davis	OL	15	Samson Ojo	DB	5'10	150	R-Fr.	Columbia, Mo. / Battle HS
26	Kylon Davis	RB	15	Reid Potts	QB	6'3	175	R-Sr.	Nixa, Mo. / Nixa HS
40	Nathanael Davis	WR	16	Jeremiah Blakely	K	6'0	195	Jr.	Ava, Mo. / Ava HS
65	Dominic Dawson	OL	16	Joshua Isaac	RB	5'6	170	Fr.	Shreveport, La. / Evangel Christian Academy
38	Josiah Deshabathini	WR	17	Zach Jouret	DB	5'11	190	R-Fr.	Hallsville, Mo. / Hallsville HS
78	Gennadiy Dudko	DT	17	Stephen Gibson	WR	5'9	185	Jr.	Columbia, Mo. / Rock Bridge HS
14	Elijah Dollar	DB	18	Joey Berg	TE	6'3	225	Fr.	Kansas City, Mo. / Staley HS
30	James Dowdy	WR	19	Christian Flores	DB	6'1	183	Fr.	Rogers, Ark. / Rogers HS
42	Jace Dye	LB	19	Clayten O'Hara	WR	5'9	160	Jr.	Pierce City, Mo. / Pierce City HS
71	Josh Dyer	OL	20	Drew Ripko	WR	5'10	170	R-So.	Mountain View, Mo. / Liberty HS
35	Jacob Earnhardt	DB	21	Will Daughtery	DB	6'1	200	Fr.	Huntington, La. / Huntington HS
38	Hugh Eaton	LB	21	Donnie Wilkes	RB	5'6	160	So.	Keller, Texas / Keller HS
43	Reece Eftink	LB	22	Sam Clark	DB/K/P	6'1	190	Fr.	Ozark, Mo. / Ozark HS
80	Cannon Ellison	TE	22	Cale Marley	WR	5'9	175	Fr.	Owasso, Okla. / Rejoice Christian HS
6	Gunner Ellison	WR	23	Cameron Harris	RB	6'0	220	R-So.	Springfield, Mo. / Parkview HS
75	Barrek Fata	DT	23	Reid Slankard	LB	6'2	200	Fr.	Fayetteville, Ark. / Fayetteville HS
8	Garrett Finley	DE	24	Michael Kelsey Jr.	RB	5'9	175	Fr.	Waynesville, Mo. / Waynesville HS
91	Bryce Fjell	DL	25	Corbin Norris	LB	6'2	215	Fr.	Rogers, Ark. / Rogers HS
19	Christian Flores	DB	25	Payton Stacy	TE	6'0	215	R-Fr.	Collinsville, Okla. / Collinsville HS
5	Jaren Foster	DB	26	Kylon Davis	RB	5'8	225	Fr.	White Hall, Ark. / White Hall HS
36	Dylan Frerking	LB	26	Caleb Higginbottom	LS	5'10	210	R-Sr.	New Castle, Okla. / New Castle HS
83	Kellan Fullingim	WR	27	Ty Gardner	K	6'2	185	R-So.	Mountain Grove, Mo. / Mountain Grove HS
27	Ty Gardner	K	27	Erik Spring	FS	5'9	180	Jr.	Royse City, Texas / Royse City HS
62	Koehn Garner	OL	28	Jett Grams	RB	5'11	230	Fr.	Dexter, Mo. / Dexter HS
17	Stephen Gibson	WR	28	Keith Robinson	DL	6'1	225	R-Fr.	Wylie, Texas / Wylie East HS
32	Hollen Glenn	FS	29	Dylan Frerking	LB	6'3	225	Fr.	Strafford, Mo. / Strafford HS
76	Elliott Goings	DE	29	Brayden Haughey	TE	6'5	211	Fr.	Mountain Grove, Mo. / Mountain Grove HS
31	Grady Goss	DB	30	Nolan Alford	LB	6'1	195	Fr.	Dexter, Mo. / Dexter HS
28	Jett Grams	RB	30	James Dowdy	WR	6'1	190	So.	Reeds Spring, Mo. / Reeds Spring HS
14	Harrison Hackbarth	QB	31	Grady Goss	DB	5'10	175	Jr.	Ava, Mo. / Ava HS
10	Jayden Harrington	DB	31	Tyrone Harris	WR	5'11	175	Fr.	Seneca, Mo. / Seneca HS
23	Cameron Harris	RB	32	Chase Buckholz	K	5'7	176	So.	Goshen, Ind. / Fairfield HS
78	Gerry Harris	OL	32	Hollen Glenn	FS	6'0	190	R-So.	Mountain Grove, Mo. / Mountain Grove HS
31	Tyrone Harris	WR	33	Jacob Chenoweth	RB	6'0	185	Fr.	Mountain Home, Ark. / Mountain Home HS
55	Kason Hatley	DL	33	Cullen Snow	DB	6'0	175	R-Fr.	Columbia, Mo. / Rock Bridge HS
29	Brayden Haughey	TE							

No.	Name	Pos.	Ht.	Wt.	Yr.	Hometown / Previous School
34	Kyle Cummings	RB	6'0	215	Jr.	Justin, Texas / Northwest HS
34	Nate Uber	LB	6'2	190	R-Fr.	Nixa, Mo. / Nixa HS
35	Bryden Baxter	WR	6'1	175	Fr.	Fair Grove, Mo. / Fair Grove HS
36	Colton Brosenne	P	5'10	170	R-So.	Warrenton, Mo. / Warrenton HS
37	Jaden Lewis	DB	5'10	165	Fr.	Alexandria, La. / Alexandria Senior HS
38	Hugh Eaton	LB	6'1	220	So.	Marionville, Mo. / Marionville HS
39	Noel Howard	WR	6'0	185	Fr.	Springdale, Ark. / Springdale HS
39	Mason Bendabout	P	6'3	240	R-Fr.	Claremore, Okla. / Claremore HS
40	Talan Hill	LB	6'0	225	R-Fr.	Berryville, Ark. / Berryville HS
40	Nathanael Davis	WR	5'10	175	Fr.	Fort Worth, Texas / Fort Worth Christian HS
41	Gage Puryear	LB	5'9	205	Fr.	Broken Arrow, Okla. / Lincoln Christian School
42	Jace Dye	LB	6'2	230	Fr.	Pea Ridge, Ark. / Pea Ridge HS
43	Reece Efrink	LB	6'1	230	So.	Benton, Mo. / Kelly HS
44	Logan Putman	DL	6'1	220	R-Fr.	Lee's Summit, Mo. / Lee's Summit West HS
45	Cristian Berumen	TE	6'0	250	R-Sr.	Branson, Mo. / Branson HS
48	Zach Maturey	DL	6'2	225	R-Fr.	Del City, Okla. / Destiny Christian HS
49	Cosmo Rhoads	TE	6'4	245	R-Fr.	Cassville, Mo. / Cassville HS
50	Carter Henry	OL	6'2	310	Fr.	Columbus, Kan. / Columbus HS
52	Micah Kazas	LB	5'11	200	Fr.	Bremerton, Wash. / Olympic HS
53	Kayden Sherman	DL	6'2	250	Fr.	Maumelle, Ark. / Maumelle HS
54	Taylor Stevens-Diggs	OL	6'2	245	Fr.	Carthage, Mo. / Carthage HS
55	Kason Hatley	DL	5'11	300	So.	Bixby, Okla. / Bixby HS
56	Deuce Johnson II	DL	6'0	270	R-Fr.	Wylie, Texas / Wylie HS
57	Byron Cox	OL	6'2	333	Sr.	Tulsa, Okla. / East Central College
58	Isaiah Davis	OL	6'1	290	So.	Denton, Texas / Guyer HS
60	Dalton Amos	OL	6'1	290	Fr.	Ada, Ohio / Ada HS
62	Koehn Garner	OL	6'4	345	So.	Moore, Okla. / Moore HS
64	Jace Warren	OL	6'0	275	So.	Tuttle, Okla. / Tuttle HS
65	Dominic Dawson	OL	6'1	295	R-Jr.	Mount Vernon, Mo. / Mount Vernon HS
66	Jonathan Schaffer	OL	6'1	300	Jr.	Harrison, Ark. / Harrison HS
67	Jayden Sardeson	OL	6'2	280	R-Fr.	Strafford, Mo. / Strafford HS
68	Lucas Parris	OL	6'2	290	Fr.	Rogersville, Mo. / Logan-Rogersville HS
70	AJ Larry	OL	6'4	355	R-Fr.	Portageville, Mo. / Portageville HS
71	Josh Dyer	OL	5'11	280	Sr.	Dover, Del. / CRHS
72	Joe Don Kirkland	OL	6'4	310	R-Jr.	Branson, Mo. / Branson HS
73	Garrett Hilton	OL	6'2	310	R-Fr.	Camdenton, Mo. / Camdenton HS
75	Barrek Fata	DT	6'2	250	Fr.	Springfield, Mo. / Parkview HS
75	Malachi Saunders	OL	6'4	368	Jr.	Jr. Mount Vernon, Wash. / Mount Vernon HS / Central Washington
76	Elliott Goings	DE	6'6	225	R-So.	Strafford, Mo. / Strafford HS
76	Lukas Higgins	OL	6'4	280	R-Jr.	Nevada, Mo. / Nevada HS
77	Jacob Lomosi	DL	5'10	250	R-Fr.	Springfield, Mo. / Kickapoo HS
77	James Watson	OL	6'2	285	Jr.	La Quinta, Calif. / La Quinta HS
78	Gennadiy Dudko	DT	6'3	250	Jr.	Willow Springs, Mo. / Willow Springs HS
80	Cannon Ellison	TE	6'3	190	Fr.	Republic, Mo. / Republic HS
81	Will Bisbee	WR	6'0	180	So.	Lee's Summit, Mo. / Summit Christian Academy
82	Blake Witten	WR	6'0	185	Fr.	Owasso, Okla. / Rejoice Christian HS
83	Kellan Fullingim	WR	5'11	162	R-So.	Tulsa, Okla. / Lincoln Christian / Northeastern State
84	Isaiah Schott	K	5'7	160	Sr.	Mountain Grove, Mo. / Mountain Grove HS
85	Josiah Deshabathini	WR	6'1	155	R-Fr.	Elmurst, Ill. / York HS
85	Ben Nichols	WR	6'0	185	Fr.	Owasso, Okla. / Rejoice Christian HS
86	Kayleb Darst	TE	6'2	230	Gr.	Garber, Okla. / Garber HS
87	Braxton Horton	TE/WR	6'4	215	Fr.	Mount Vernon, Mo. / Mount Vernon HS / Missouri Southern
88	Ryan Koehler	WR	6'1	175	So.	Willow Springs, Mo. / Willow Springs HS / Lyon College
89	Cody Voysey	K	6'0	175	Fr.	Strafford, Mo. / Strafford HS
90	Jeremy Anderson	DL	6'0	245	R-Fr.	Columbia, Mo. / Rock Bridge HS
91	Bryce Fjell	DL	6'2	230	Fr.	Springfield, Mo. / Glendale HS
92	Titus Joaquin	DL	6'2	210	Fr.	Kula, Hawaii / Kamehameha HS
94	Dwaylen Reed	DL	6'4	266	Sr.	Owasso, Okla. / Owasso HS
97	Deacon Peterson	DL	6'1	280	So.	Coweta, Okla. / Coweta HS
98	Devin Shaw	DL	6'0	255	R-Sr.	Broken Arrow, Okla. / Broken Arrow HS
50	Carter Henry	OL				
26	Caleb Higginbottom	LS				
76	Lukas Higgins	OL				
20	Talan Hill	LB				
73	Garrett Hilton	OL				
87	Braxton Horton	TE/WR				
8	Noel Howard	WR				
5	Zuric Humes	QB				
16	Joshua Isaac	RB				
92	Titus Joaquin	DL				
56	Deuce Johnson II	DL				
37	Zach Jouret	WR				
52	Micah Kazas	LB				
24	Michael Kelsey Jr.	RB				
72	Joe Don Kirkland	OL				
88	Ryan Koehler	WR				
70	AJ Larry	OL				
37	Jaden Lewis	DB				
70	Jacob Lomosi	DL				
9	Broc Lyle	WR				
22	Cale Marley	WR				
48	Zach Maturey	DL				
13	Brayden McCoy	RB				
9	Zach Myers	DL				
85	Ben Nichols	WR				
25	Corbin Norris	LB				
19	Clayten O'Hara	WR				
15	Samson Ojo	DB				
70	Lucas Parris	OL				
97	Deacon Peterson	DL				
15	Reid Potts	QB				
41	Gage Puryear	LB				
44	Logan Putman	DL				
94	Dwaylen Reed	DL				
49	Cosmo Rhoads	TE				
20	Drew Ripko	WR				
28	Keith Robinson	DL				
17	Jamarion Rowell	DB				
12	Russell Roweton	QB				
67	Jayden Sardeson	OL				
75	Malachi Saunders	OL				
66	Jonathan Schaffer	OL				
84	Isaiah Schott	K				
98	Devin Shaw	DL				
53	Kayden Sherman	DL				
23	Reid Slankard	LB				
33	Cullen Snow	DB				
27	Erik Spring	FS				
6	Kenneth Spring	QB				
25	Payton Stacy	TE				
11	Talon Stephens	DB				
54	Taylor Stevens-Diggs	OL				
2	Javeon Turner	DB				
34	Nate Uber	LB				
7	Draven VanGlider	LB				
89	Cody Voysey	K				
64	Jace Warren	OL				
77	James Watson	OL				
21	Donnie Wilkes	RB				
11	Eric Williams	RB				
82	Blake Witten	WR				

THE VALOR BY STATE

OKLAHOMA

Devin Shaw, Caleb Higginbottom, Kayleb Darst, Jeremiah Barnes, Byron Cox, Mason Bendabout, Kason Hatley, Jace Warren, Deacon Peterson, Koehn Garner, Zach Maturey, Cale Marley, Jacob Earnhardt, Gage Puryear, Blake Witten, Kellan Fullingim, Ben Nichols, Dwaylen Reed, Payton Stacy

CALIFORNIA

James Watson, Brady Allen

MISSOURI

Jaren Foster, Dominic Dawson, Isaiah Schott, Zach Myers, Joe Don Kirkland, Cristian Berumen, Lukas Higgins, Dylan Ayres, Broc Lyle, Reid Potts, Jeremiah Blakely, Stephen Gibson, Clayten O'Hara, Drew Ripko, Cameron Harris, Ty Gardner, Grady Goss, Hollen Glenn, Kal Acklin, Colton Brosenne, Elliott Goings, Gennadiy Dudko, Draven VanGilder, Russell Roweton, James Dowdy, Cullen Snow, Nate Uber, Zach Jouret, Hugh Eaton, Reece Eftink, Cosmo Rhoads, Jayden Sardeson, Jacob Lomosi, AJ Larry, Jeremy Anderson, Will Bisbee, Brady Blackwell, Logan Putman, Sal Caldarella, Gunner Ellison, Samson Ojo, Jamarion Rowell, Joey Berg, Sam Clark, Michael Kelsey Jr., Jett Grams, Brayden Haughey, Nolan Alford, Tyrone Harris, Bryden Baxter, Dylan Frerking, Taylor Stevens-Diggs, Lucas Parris, Barrek Fata, Cannon Ellison, Braxton Horton, Cody Voysey, Bryce Fjell

ARKANSAS

Javeon Turner, Talon Stephens, Jonathan Schaffer, Talan Hill, Noel Howard, Christian Flores, Reid Slankard, Corbin Norris, Kylon Davis, Jacob Chenoweth, Jace Dye, Kayden Sherman

LOUISIANA

Cole Austin, Elijah Dollar, Joshua Isaac, Will Daughtery, Jaden Lewis

TEXAS

Matt Allen, Eric Williams, Kenneth Spring, Kyle Cummings, Erik Spring, Garrett Finley, Kolton Banks, Zuric Humes, Harrison Hackbarth, Chad Phillips, Isaiah Davis, Keith Robinson, Jayden Harrington, Donnie Wilkes, Deuce Johnson II, Nathanael Davis

DELAWARE

Josh Dyer

KANSAS

Mason Baker, Carter Henry

ILLINOIS

Josiah Deshabathini

MONTANA

Brayden McCoy

MINNESOTA

Chase Buckholz

WASHINGTON

Micah Kazas, Malachi Saunders

OHIO

Dalton Amos

HAWAII

Titus Joaquin

RETURNING STATISTICAL LEADERS

RUSHING	Att	Gain	Loss	Net	Avg	TD	Long	Avg/G
Eric Williams	196	1097	20	1077	5.5	11	79	107.70
PASSING	Effic	Cmp-Att-Int	Pct	Yards	TD	Long	Avg/G	
Reid Potts	117.40	144-256-13	56.2	1623	14	57	180.33	
RECEIVING	GP	No.	Yards	Avg	TD	Long	Avg/G	
Broc Lyle	9	42	466	11.1	8	57	51.78	
TACKLES	GP	Solo	Ast	Total	TFL	Sacks	Int-Yds	
Zach Myers	10	24	20	44.0	9.0	2.0	0-0	
Chad Phillips	10	29	8	37.0	1.0	0	2-0	
Erik Spring	10	18	9	27.0	0	0	3-24	

2025 OPPONENTS



T W O T H O U S A N D A N D T W E N T Y - F I V E



SAINT MARY SPIRES

Aug. 30 | 6:00 p.m.
Leavenworth, Kan. | USM Charles Berkel Memorial Stadium

General Information

Location Leavenworth, Kan.
Enrollment 1,362
Founded 1923
Nickname Spires
Colors Blue and Gold
Conference KCAC
Home Stadium Charles Berkel Memorial Stadium
President Diane Steele
Director of Athletics Rob Miller

Team Information

2024 Record 1-9
2024 Conf. Record/Finish 0-5 / 5th (Bissell)
2024 Postseason none
Last NAIA App. none

Series Information

Series vs. EU EU leads, 1-0
Last Meeting 9/16/23 • EU 59, USM 42
Current Streak W1
Hepola vs. Saint Mary 1-0

Coaching Staff

Head Coach Lance Hinson
Record at School 8-27 (5th)
Coordinators Taylor Calvert (OC)

Media Relations

SID Hannah VanCleave
E-Mail Hannah.VanCleave@stmary.edu
Office Phone 913-758-6255
Athletics Website GoSpire.com
Press Box Phone

2024 Schedule August

31 Friends L, 6-52
September
7 at Bethel L, 17-33
14 McPherson L, 10-38
21 at Evangel Canceled (Rain)
28 Bethany W, 35-22

October

5 at Southwestern L, 28-69
19 at Ottawa* L, 30-33
26 Kansas Wesleyan* L, 19-38

November

2 Sterling* L, 25-26
9 at Tabor* L, 20-24
16 at Avila* L, 24-32

2025 Schedule August

30 Evangel 6:00 p.m.
September
6 at Ottawa 1:00 p.m.
13 Bethany 6:00 p.m.
20 at Avila 1:00 p.m.
27 Bethel 1:00 p.m.

October

4 at Tabor 1:00 p.m.
18 Kansas Wesleyan* 1:00 p.m.
25 at McPherson* 1:00 p.m.

November

1 at Sterling* 1:00 p.m.
8 Southwestern* 1:00 p.m.
15 Friends* 1:00 p.m.

* KCAC divisional game



STERLING WARRIORS

Sept. 6 | 6:00 p.m.
Nixa, Mo. | Eagle Stadium

General Information

Location Sterling, Kan.
Enrollment 650
Founded 1887
Nickname Warriors
Colors Blue and Red
Conference KCAC
Home Stadium Smisor Stadium
President Dr. Scott Rich
Director of Athletics Justin Morris

Team Information

2024 Record 2-9
2024 Conf. Record/Finish 2-3 / 4th (Bissell)
2024 Postseason none
Last NAIA App. 2017

Series Information

Series vs. EU EU leads, 2-0
Last Meeting 9/14/24 • EU 38, Sterling 14
Current Streak W2
Hepola vs. Sterling 2-0

Coaching Staff

Head Coach Reggie Langford Jr.
Record at School 2-9 (2nd)
Coordinators Braden Schultz (DC)

Media Relations

SID Taya Wilson
E-Mail taya.wilson@sterling.edu
Office Phone 620-278-4656
Athletics Website SCWarriors.com
Press Box Phone

2024 Schedule August

31 Bethel L, 0-13
September
7 at McPherson L, 30-42
14 Evangel L, 14-38
21 at Bethany L, 14-35
28 Southwestern L, 7-42

October

5 at Friends L, 14-59
19 at Tabor* L, 21-25
26 Ottawa* W, 27-21

November

2 at Saint Mary* W, 26-25
9 Avila* L, 7-20
16 Kansas Wesleyan* L, 3-23

2025 Schedule August

30 Tabor 6:00 p.m.
September
6 at Evangel 6:00 p.m.
13 Ottawa 6:00 p.m.
20 at Bethany 1:00 p.m.
27 Avila 6:00 p.m.

October

4 at Bethel 6:00 p.m.
18 Southwestern* 1:30 p.m.
25 at Kansas Wesleyan* 5:00 p.m.

November

1 Saint Mary* 1:00 p.m.
8 at Friends* 1:00 p.m.
15 at McPherson* 1:00 p.m.

* KCAC divisional game



SOUTHWESTERN MOUNDBUILDERS

Sept. 13 | 11:00 a.m.
Winfield, Kan. | Richard L. Jantz Stadium

General Information

Location Winfield, Kan.
Enrollment 1,164
Founded 1885
Nickname Moundbuilders
Colors Purple and White
Conference KCAC
Home Stadium Richard L. Jantz Stadium
President Dr. Elizabeth Frombgen
Director of Athletics Matt O'Brien

Team Information

2024 Record 11-2
2024 Conf. Record/Finish 4-1 / t-1st (Kessinger)
2024 Postseason First Rd vs Saint Francis (W, 31-24)
Second Rd at Ind. Wesleyan (L, 13-24)
Last NAIA App. 2024

Series Information

Series vs. EU EU leads, 4-1
Last Meeting 11/9/24 • EU 3, SC 21
Current Streak L1
Hepola vs. Southwestern 1-1

Coaching Staff

Head Coach Brad Griffin
Record at School 64-44-1 (11th)
Coordinators Drew Smith (DC)
Ryan Nelson (OC)

Media Relations

SID Mike Abasolo
E-Mail mike.abasolo@sckans.edu
Office Phone 620-229-6299
Athletics Website BuilderSports.com
Press Box Phone

2024 Schedule August

31 at Ottawa W, 41-0
September
7 Avila W, 40-21
14 at Kansas Wesleyan W, 44-14
21 Tabor W, 42-0
28 at Sterling W, 42-7

October

5 Saint Mary W, 69-28
19 Friends* L, 31-37
26 at Bethel* W, 41-14

November

2 Bethany* W, 62-7
9 at Evangel* W, 21-3
16 at McPherson* W, 41-17
23 Saint Francis% W, 31-24
30 at Indiana Wesleyan% L, 13-24

2025 Schedule August

30 Bethel 6:00 p.m.
September
6 at Tabor 6:00 p.m.
13 Evangel 11:00 a.m.
20 at Ottawa 1:00 p.m.
27 Bethany 1:00 p.m.

October

4 at Avila 1:00 p.m.
18 at Sterling* 1:30 p.m.
25 Friends* 1:00 p.m.

November

1 McPherson* 1:00 p.m.
8 at Saint Mary* 1:00 p.m.
15 at Kansas Wesleyan* 1:00 p.m.

* KCAC divisional game
% Playoff game



**MCPHERSON
BULLDOGS**

Sept. 20 | 6:00 p.m.
Nixa, Mo. | Eagle Stadium

General Information

Location McPherson, Kan.
Enrollment 810
Founded 1887
Nickname Bulldogs
Colors Red and White
Conference KCAC
Home Stadium Paul Family Field at McPherson Stadium
President Michael P. Schneider Ed.D.
Director of Athletics Josh Daume

Team Information

2024 Record 8-3
2024 Conf. Record/Finish 3-2 / t-3rd (Kessinger)
2024 Postseason none
Last NAIA App. 2010

Series Information

Series vs. EU EU leads, 1-1
Last Meeting 11/2/24 • EU 27, MC 34
Current Streak L1
Hepola vs. McPherson 1-1

Coaching Staff

Head Coach Jeremiah Fiscus
Record at School 32-28 (7th)
Coordinators Mitch Leppke (DC)
Chris Jenkins (C-OC)
Joshua Pisik (C-OC)

Media Relations

SID Tim McCutchen
E-Mail mcutcht@mcpherson.edu
Office Phone 620-242-0578
Athletics Website MacBulldogs.com
Press Box Phone

2024 Schedule

August
31 at Tabor L, 10-20
September
7 Sterling W, 42-30
14 at Saint Mary W, 38-10
21 Ottawa W, 31-14
28 at Avila W, 43-24
October
5 Kansas Wesleyan W, 42-13
19 Bethel* W, 35-10
26 at Bethany* W, 59-7
November
2 at Evangel* W, 34-27
9 Friends* L, 35-36
16 Southwestern* L, 17-41

2025 Schedule

August
30 Avila 6:00 p.m.
September
6 at Bethel 6:00 p.m.
13 Tabor 6:00 p.m.
20 at Evangel 6:00 p.m.
27 Ottawa 1:00 p.m.
October
4 at Bethany 1:00 p.m.
18 at Friends* 1:00 p.m.
25 Saint Mary* 1:00 p.m.
November
1 at Southwestern* 1:00 p.m.
8 at Kansas Wesleyan* 1:00 p.m.
15 Sterling* 1:00 p.m.
* KCAC divisional game



**FRIENDS
FALCONS**

Sept. 27 | 6:00 p.m.
Wichita, Kan. | Adair-Austin Stadium

General Information

Location Wichita, Kan.
Enrollment 1,591
Founded 1898
Nickname Falcons
Colors Scarlet and Gray
Conference KCAC
Home Stadium Adair Austin Stadium
President Dr. Amy Bragg Carey
Director of Athletics Dr. Rob Ramseyer

Team Information

2024 Record 11-2
2024 Conf. Record/Finish 4-1 / t-1st (Kessinger)
2024 Postseason First Rd. vs OUAZ (W, 47-35)
Second Rd. at Grand View (L, 17-21)
Last NAIA App. 2024

Series Information

Series vs. EU EU leads, 4-1
Last Meeting 10/26/24 • EU 24, FU 21
Current Streak W4
Hepola vs. Friends 2-0

Coaching Staff

Head Coach Terry Harrison
Record at School 20-4 (3rd)
Coordinators Eric Kelly (OC)
Paul Kempf (DC)

Media Relations

SID Levi Convors
E-Mail levi_convors@friends.edu
Office Phone 316-295-5116
Athletics Website FriendsAthletics.com
Press Box Phone

2024 Schedule

August
31 at Saint Mary W, 52-6
September
7 Ottawa W, 38-7
14 at Avila W, 56-10
21 Kansas Wesleyan W, 28-26
28 at Tabor W, 24-0
October
5 Sterling W, 59-14
19 at Southwestern* W, 37-31
26 Evangel* L, 21-24
November
2 Bethel* W, 28-0
9 at McPherson* W, 36-35
16 at Bethany* W, 65-15
23 OUAZ% W, 47-35
30 at Grand View% L, 17-21

2025 Schedule

August
30 Bethany 6:00 p.m.
September
6 at Avila 1:00 p.m.
13 Bethel 6:00 p.m.
20 at Tabor 1:00 p.m.
27 Evangel 6:00 p.m.
October
4 at Ottawa 6:00 p.m.
18 McPherson* 1:00 p.m.
25 at Southwestern* 1:00 p.m.
November
1 Kansas Wesleyan* 1:00 p.m.
8 Sterling* 1:00 p.m.
15 at Saint Mary* 1:00 p.m.
* KCAC divisional game
% Playoff game



**KANSAS WESLEYAN
COYOTES**

Oct. 4 | 1:00 p.m.
Nixa, Mo. | Eagle Stadium

General Information

Location Salina, Kan.
Enrollment 859
Founded 1886
Nickname Coyotes
Colors Purple and Silver
Conference KCAC
Home Stadium Gene Bissell Field at JRI Stadium
President Matt Thompson, Ph.D.
Director of Athletics Miguel Paredes

Team Information

2024 Record 7-5
2024 Conf. Record/Finish 5-0- / 1st (Bissell)
2024 Postseason First Rd. at Dickinson St. (L, 20-27)
Last NAIA App. 2024

Series Information

Series vs. EU EU leads, 3-1
Last Meeting 8/31/24 • EU 35, KWU 24
Current Streak W2
Hepola vs. Kansas Wesleyan 2-0

Coaching Staff

Head Coach Matt Middleton
Record at School First Season
Coordinators Boomer Cunningham (OC)
Greg Parker (DC)

Media Relations

SID David Toelle
E-Mail sportsinfo@kwu.edu
Office Phone 785-833-4402
Athletics Website KWUCoyotes.com
Press Box Phone

2024 Schedule

August
31 Evangel L, 24-35
September
7 at Bethany W, 54-16
14 Southwestern L, 14-44
21 at Friends L, 26-28
28 Bethel W, 21-6
5 at McPherson L, 13-42
October
19 Avila* W, 38-3
26 at Saint Mary* W, 38-19
2 Tabor* W, 28-14
November
9 Ottawa* W, 23-20
16 at Sterling* W, 23-3
23 at Dickinson State% L, 20-27

2025 Schedule

August
30 Ottawa 6:00 p.m.
September
6 at Bethany 6:00 p.m.
13 Avila 6:00 p.m.
20 at Bethel 6:00 p.m.
27 Tabor 6:00 p.m.
October
4 at Evangel 1:00 p.m.
18 at Saint Mary* 1:00 p.m.
25 Sterling* 5:00 p.m.
November
1 at Friends* 1:00 p.m.
8 McPherson* 1:00 p.m.
15 Southwestern* 1:00 p.m.
* KCAC divisional game
% Playoff game

2025 OPPONENTS



OTTAWA BRAVES

Oct. 18 | 1:00 p.m.
Nixa, Mo. | Eagle Stadium

General Information

Location	Ottawa, Kan.
Enrollment	850
Founded	1865
Nickname	Braves
Colors	Black and Gold
Conference	KCAC
Home Stadium	AdventHealth Field
President	William M. Tsutsui, Ph.D.
Director of Athletics	Janet Eaton-Smith

Team Information

2024 Record	1-10
2024 Conf. Record/Finish	1-4 / 4th (Bissell)
2024 Postseason	none
Last NAIA App.	2023

Series Information

Series vs. EU	EU leads, 2-0
Last Meeting	9/28/24 • EU 27, OU 14
Current Streak	W2
Hepola vs. Ottawa	2-0

Coaching Staff

Head Coach	Nick Davis
Record at School	9-24 (3rd)
Coordinators	Clarence Anderson (OC)

Media Relations

SID	Katie Tooley
E-Mail	katie.tooley@ottawa.edu
Office Phone	785-248-2610
Athletics Website	OttawaBraves.com
Press Box Phone	

2024 Schedule

August		
31	Southwestern	L, 0-41
September		
7	at Friends	L, 7-38
14	Bethel	L, 24-27 (OT)
21	at McPherson	L, 14-31
28	Evangel	L, 14-27
October		
5	at Bethany	L, 0-13
19	Saint Mary*	W, 33-30
26	at Sterling*	L, 21-27
November		
2	Avila*	L, 13-26
9	at Kansas Wesleyan*	L, 20-23
16	at Tabor*	L, 7-20

2025 Schedule

August		
30	at Kansas Wesleyan	6:00 p.m.
September		
6	Saint Mary	1:00 p.m.
13	at Sterling	6:00 p.m.
20	Southwestern	1:00 p.m.
27	at McPherson	6:00 p.m.
October		
4	Friends	1:00 p.m.
18	at Evangel*	1:00 p.m.
25	Tabor	1:00 p.m.
November		
1	at Bethany*	1:00 p.m.
8	Avila*	1:00 p.m.
15	Bethel*	1:00 p.m.

* KCAC divisional game



AVILA EAGLES

Oct. 25 | 1:00 p.m.
Kansas City, Mo. | The Z

General Information

Location	Kansas City, Mo.
Enrollment	1,307
Founded	1916
Nickname	Eagles
Colors	Purple, Gold, and Black
Conference	KCAC
Home Stadium	The Z
President	Jim Burkee, Ph.D.
Director of Athletics	Shawn Summe

Team Information

2024 Record	4-7
2024 Conf. Record/Finish	3-2 / 3rd (Bissell)
2024 Postseason	none
Last NAIA App.	2022

Series Information

Series vs. EU	EU leads, 16-3
Last Meeting	10/5/24 • EU 44, Avila 3
Current Streak	W4
Hepola vs. Avila	4-0

Coaching Staff

Head Coach	Derrick Alexander
Record at School	8-14 (3rd)
Coordinators	Bret Beachner (OC) Martin Mathis (DC)

Media Relations

SID	Zach Welch
E-Mail	zach.welch@avila.edu
Office Phone	919-333-7072
Athletics Website	AvilaAthletics.com
Press Box Phone	

2024 Schedule

August		
31	Bethany	W, 24-21
September		
7	at Southwestern	L, 21-40
14	Friends	L, 10-56
21	at Bethel	L, 17-20
28	McPherson	L, 24-43
October		
5	at Evangel	L, 3-44
19	at Kansas Wesleyan*	L, 3-38
26	Tabor*	L, 28-41 (OT)
November		
2	at Ottawa*	W, 26-13
9	at Sterling*	W, 20-7
16	Saint Mary*	W, 32-24

2025 Schedule

August		
30	at McPherson	6:00 p.m.
September		
6	Friends	1:00 p.m.
13	at Kansas Wesleyan	6:00 p.m.
20	Saint Mary	1:00 p.m.
27	at Sterling	6:00 p.m.
October		
4	Southwestern	1:00 p.m.
18	at Bethany*	1:30 p.m.
25	Evangel*	1:00 p.m.
November		
1	at Bethel*	1:00 p.m.
8	at Ottawa*	1:00 p.m.
15	Tabor*	1:00 p.m.

* KCAC divisional game



TABOR BLUEJAYS

Nov. 1 | 1:00 p.m.
Hillsboro, Kan. | Joel H. Wiens Stadium

General Information

Location	Hillsboro, Kan.
Enrollment	688
Founded	1908
Nickname	Bluejays
Colors	Blue and White
Conference	KCAC
Home Stadium	Joel H. Wiens Stadium
President	David Janzen, Ph.D.
Director of Athletics	TBA

Team Information

2024 Record	6-5
2024 Conf. Record/Finish	4-2 / 2nd (Bissell)
2024 Postseason	none
Last NAIA App.	2005

Series Information

Series vs. EU	EU leads, 3-0
Last Meeting	9/7/24 • EU 33, Tabor 17
Current Streak	W2
Hepola vs. Tabor	2-0

Coaching Staff

Head Coach	Mike Gardner
Record at School	112-74 (16th)
Coordinators	Kevin Roehrich (OC) C.J. Hill (DC)

Media Relations

SID	Nathan Howard
E-Mail	nathan.howard@tabor.edu
Office Phone	620-947-3121
Athletics Website	taborbluejays.com
Press Box Phone	

2024 Schedule

August		
31	McPherson	W, 20-10
September		
7	at Evangel	L, 17-33
14	Bethany	L, 21-33
21	at Southwestern	L, 0-42
28	Friends	L, 0-24
October		
5	at Bethel	W, 34-33
19	Sterling*	W, 25-21
26	at Avila*	W, 41-28
November		
2	at Kansas Wesleyan*	L, 14-28
9	Saint Mary*	W, 24-20
16	Ottawa*	W, 20-7

* KCAC divisional game

2025 Schedule

August		
30	at Sterling	6:00 p.m.
September		
6	Southwestern	6:00 p.m.
13	at McPherson	6:00 p.m.
20	Friends	1:00 p.m.
27	at Kansas Wesleyan	6:00 p.m.
October		
4	Saint Mary	1:00 p.m.
18	Bethel*	2:00 p.m.
25	at Ottawa*	1:00 p.m.
November		
1	Evangel*	1:00 p.m.
8	at Bethany*	1:00 p.m.
15	at Avila*	1:00 p.m.

* KCAC divisional game



**BETHEL
THRESHERS**
Nov. 8 | 1:00 p.m.
Nixa, Mo. | Eagle Stadium



**BETHANY
SWEDES**
Nov. 15 | 1:00 p.m.
Nixa, Mo. | Eagle Stadium



**NAIA Football
Championship Series**

General Information

Location North Newton, Kan.
Enrollment 495
Founded 1887
Nickname Threshers
Colors Maroon and Gray
Conference KCAC
Home Stadium Thresher Stadium
President Jon Gering, Ph.D.
Director of Athletics Tim Swartzendruber

Team Information

2024 Record 5-6
2024 Conf. Record/Finish 1-4 / 5th (Kessinger)
2024 Postseason none
Last NAIA App. 2021

Series Information

Series vs. EU EU leads, 2-0
Last Meeting 11/16/24 • EU 38, BC 17
Current Streak W2
Hepola vs. Bethel 2-0

Coaching Staff

Head Coach Josh Law
Record at School First Season
Coordinators Taggart Brown (OC)
Drametrice Smith (DC)

Media Relations

SID Jared Mocaby
E-Mail jmocaby@bethelks.edu
Office Phone 316-284-5284
Athletics Website BethelThreshers.com
Press Box Phone

2024 Schedule

August
31 at Sterling W, 13-0
September
7 Saint Mary W, 33-17
14 at Ottawa W, 27-24
21 Avila W, 20-17
28 at Kansas Wesleyan L, 6-21
October
5 Tabor L, 33-34
19 at McPherson* L, 10-35
26 Southwestern* L, 14-41
November
2 at Friends* L, 0-28
9 Bethany* W, 50-14
16 Evangel* L, 17-38

2025 Schedule

August
30 at Southwestern 6:00 p.m.
September
6 McPherson 6:00 p.m.
13 at Friends 6:00 p.m.
20 Kansas Wesleyan 6:00 p.m.
27 at Saint Mary 6:00 p.m.
October
4 Sterling 6:00 p.m.
18 at Tabor* 2:00 p.m.
25 Bethany* 1:00 p.m.
November
1 Avila* 1:00 p.m.
8 at Evangel* 1:00 p.m.
15 at Ottawa* 1:00 p.m.
* KCAC divisional game

General Information

Location Lindsborg, Kan.
Enrollment 737
Founded 1881
Nickname Swedes
Colors Blue and Gold
Conference KCAC
Home Stadium Ted Kessinger Family Stadium
President Dr. Elizabeth Mauch
Director of Athletics Laura Moreno

Team Information

2024 Record 3-8
2024 Conf. Record/Finish 0-5 / 6th (Kessinger)
2024 Postseason none
Last NAIA App. none

Series Information

Series vs. EU EU leads, 3-0
Last Meeting 10/19/24 • EU 68, BC 17
Current Streak W2
Hepola vs. Bethany 2-0

Coaching Staff

Head Coach Mike Grossner
Record at School 4-18 (3rd)
Coordinators Josh Seybert (DC)

Media Relations

SID Ricky Alexander
E-Mail alexanderrd@bethanylb.edu
Office Phone 785-227-3380 ext. 8178
Athletics Website BethanySwedes.com
Press Box Phone

2024 Schedule

August
31 at Avila L, 21-24
September
7 Kansas Wesleyan L, 16-54
14 at Tabor W, 33-21
21 Sterling W, 35-14
28 at Saint Mary L, 22-35
October
5 Ottawa W, 13-0
19 at Evangel* L, 17-68
26 McPherson* L, 7-59
November
2 at Southwestern* L, 7-62
9 at Bethel* L, 14-50
16 Friends* L, 15-65

2025 Schedule

August
30 at Friends 6:00 p.m.
September
6 Kansas Wesleyan 6:00 p.m.
13 at Saint Mary 6:00 p.m.
20 Sterling 1:00 p.m.
27 at Southwestern 1:00 p.m.
October
4 McPherson 1:00 p.m.
18 Avila* 1:30 p.m.
25 at Bethel* 1:00 p.m.
November
1 Ottawa* 1:00 p.m.
8 Tabor* 1:00 p.m.
15 at Evangel* 1:00 p.m.
* KCAC divisional game

70th Annual Football National Championship

November

22 First Round | Campus Sites
29 Second Round | Campus Sites

December

6 Quarterfinals | Campus Sites
13 Semifinals | Campus Sites
20 National Championship
Crowley ISD Multi-Purpose Stadium
Fort Worth, Texas

YEAR IN REVIEW



T W O T H O U S A N D A N D T W E N T Y - F I V E

TEAM STATISTICS

	EU	OPP
Scoring	337	182
Points Per Game	33.7	18.2
First downs	231	168
Rushing	106	86
Passing	110	66
Penalty	15	15
Rushing yardage	2002	1299
Yards gained rushing	2107	1552
Yards lost rushing	105	253
Rushing Attempts	379	356
Average Per Rush	5.3	3.6
Average Per Game	200.2	129.9
TDs Rushing	23	12
Passing yardage	2009	1537
Comp-Att-Int	176-310-15	141-261-13
Average Per Pass	6.5	5.9
Average Per Catch	11.4	10.9
Average Per Game	200.9	153.7
TDs Passing	18	8
Total offense	4011	2836
Total Plays	689	617
Average Per Play	5.8	4.6
Average Per Game	401.1	283.6
Kick returns: #-Yards	31-620	48-843
Punt returns: #-Yards	13-93	9-89
Int returns: #-Yards	13-59	15-131
Kick returns average	20.0	17.6
Punt returns average	7.2	9.9
Int returns average	4.5	8.7
Fumble-Lost	7-4	18-9
Penalties-Yards	45-424	60-532
Average Per Game	42.4	53.2
Punts-Yards	36-1462	50-1815
Average Per Punt	40.6	36.3
Net punt average	38.1	34.4
Kickoff-Yards	62-3373	40-2035
Average Per Kick	54.4	50.9
Net kick average	40.8	35.4
Time of possession/Game	29:41	30:15
3rd-down conversions	67/138	48/138
3rd-Down Pct	49%	35%
4th-down conversions	10/19	11/24
4th-Down Pct	53%	46%
Sack by-Yards	16-99	7-36
Misc yards	0	40
Touchdowns scored	42	22
Field goals-attempts	14-15	7-10
Red-Zone scores	(41-50) 82%	(22-30) 73%
Red-Zone touchdowns	(29-50) 57%	(18-30) 60%
Pat-Attempts	(39-39) 100%	(21-21) 100%
Attendance	15,660	1,787
Dates/Avg per date	5/3132	5/0

SCORE BY QUARTER

	1st	2nd	3rd	4th	Total
Evangel	61	90	97	89	337
Opponents	41	61	31	49	182

INDIVIDUAL STATISTICS

RUSHING	GP	Att	Gain	Loss	Net	Avg	TD	Long	Avg/G
Williams, Eric	10	196	1097	20	1077	5.5	11	79	107.7
Harris, Cameron	7	46	282	14	268	5.8	2	24	38.3
Potts, Reid	9	38	187	38	149	3.9	3	25	16.6
Spring, Kenneth	10	37	155	9	146	3.9	2	18	14.6
Hart, Jayden	7	18	135	0	135	7.5	1	80	19.3
Allen, Matt	5	13	106	10	96	7.4	0	30	19.2
Hubbard, Chris	1	4	73	0	73	18.3	2	58	73.0
Cummings, Kyle	9	9	42	0	42	4.7	1	12	4.7
Darter, Rafe	10	1	16	0	16	16.0	0	16	1.6
Hackbarth, Harrison	2	3	4	0	4	1.3	1	2	2.0
Ripko, Drew	8	1	4	0	4	4.0	0	4	0.5
Lyle, Broc	9	3	4	2	2	0.7	0	3	0.2
Allen, Brady	9	1	2	0	2	2.0	0	2	0.2
Total.....	10	379	2107	105	2002	5.3	23	80	200.2
Opponents.....	10	356	1552	253	1299	3.6	12	54	129.9

PASSING	GP	Effic	Comp-Att-Int	Pct	Yards	TD	Long	Avg/G
Potts, Reid	9	117.4	144-256-13	56.3	1623	14	57	180.3
Spring, Kenneth	10	151.3	24-40-0	60.0	317	3	42	31.7
Allen, Matt	5	92.5	6-11-2	54.5	58	1	25	11.6
Hackbarth, Harrison	2	97.5	2-3-0	66.7	11	0	7	5.5
Total.....	10	120.7	176-310-15	56.8	2009	18	57	200.9
Opponents.....	10	103.6	141-261-13	54.0	1537	8	83	153.7

RECEIVING	GP	No.	Yards	Avg	TD	Long	Avg/G
Lyle, Broc	9	42	466	11.1	8	57	51.8
Darter, Rafe	10	34	405	11.9	2	42	40.5
Barnes, Jeremiah	10	20	275	13.8	0	42	27.5
Allen, Brady	9	18	243	13.5	2	35	27.0
Williams, Eric	10	24	221	9.2	2	25	22.1
Harris, Cameron	7	6	92	15.3	0	25	13.1
Mock, Dawson	5	9	87	9.7	1	28	17.4
Ripko, Drew	8	5	60	12.0	1	19	7.5
Hart, Jayden	7	4	36	9.0	1	19	5.1
Gibson, Stephen	9	4	34	8.5	0	11	3.8
Spring, Kenneth	10	4	31	7.8	0	11	3.1
Berumen, Cristian	3	2	24	12.0	0	22	8.0
Darst, Kayleb	8	1	21	21.0	0	21	2.6
Dowdy, James	4	1	7	7.0	0	7	1.8
Aguilera, Parker	3	1	4	4.0	0	4	1.3
Cummings, Kyle	9	1	3	3.0	1	3	0.3
Total.....	10	176	2009	11.4	18	57	200.9
Opponents.....	10	141	1537	10.9	8	83	153.7

INTERCEPTIONS	No.	Yards	Avg	TD	Long
Swofford, Nate	2	28	14.0	0	28
Spring, Erik	3	24	8.0	0	24
Uber, Clayton	1	7	7.0	0	7
Phillips, Chad	2	0	0.0	0	0
Sylvester, Joey	1	0	0.0	0	0
Rodgers, Cory	1	0	0.0	0	0
Childs, Riley	1	0	0.0	0	0
Warner, Kyair	2	0	0.0	0	0
Total.....	13	59	4.5	0	59
Opponents.....	15	131	8.7	1	121

KICK RETURNS	No.	Yards	Avg	TD	Long
Ripko, Drew	13	340	26.2	0	51
Spring, Kenneth	5	114	22.8	0	27
Lyle, Broc	4	92	23.0	0	60
Williams, Eric	3	46	15.3	0	19
Eftink, Reece	1	18	18.0	0	18
Cummings, Kyle	2	10	5.0	0	10
Hellwig, Evan	1	0	0.0	0	0
Gibson, Stephen	1	0	0.0	0	0
Scott, Justin	1	0	0.0	0	0
Total.....	31	620	20.0	0	60
Opponents.....	48	843	17.6	0	48

FUMBLE RETURNS	No.	Yards	Avg	TD	Long
Swofford, Nate	1	48	48	1	48
Total.....	1	48	48	1	48
Opponents.....	1	40	40	1	40

INDIVIDUAL STATISTICS

PUNT RETURNS	No.	Yards	Avg	TD	Long
Ripko, Drew	6	57	9.5	0	22
Spring, Kenneth	1	16	16.0	0	16
Lyle, Broc	5	11	2.2	0	8
Hart, Jayden	1	9	9.0	0	9
Total.....	13	93	7.2	0	22
Opponents.....	9	89	9.9	0	34

TOTAL OFFENSE	GP	Plays	Rush	Pass	Total	Avg/G
Potts, Reid	9	294	149	1623	1772	196.9
Williams, Eric	10	196	1077	0	1077	107.7
Spring, Kenneth	10	77	146	317	463	46.3
Harris, Cameron	7	46	268	0	268	38.3
Allen, Matt	5	24	96	58	154	30.8
Hart, Jayden	7	18	135	0	135	19.3
Hubbard, Chris	1	4	73	0	73	73.0
Cummings, Kyle	9	9	42	0	42	4.7
Darter, Rafe	10	1	16	0	16	1.6
Hackbarth, Harrison	2	6	4	11	15	7.5
Ripko, Drew	8	1	4	0	4	0.5
Lyle, Broc	9	3	2	0	2	0.2
Allen, Brady	9	1	2	0	2	0.2
Total.....	10	689	2002	2009	4011	401.1
Opponents.....	10	617	1299	1537	2836	283.6

PATs

SCORING	TD	FGs	Kick	Rush	Rcv	Pass	DXP	Saf	Points
Williams, Eric	13	0-0	0-0	0-0	0	0-0	0.0	0	78
Edwards, Jonah	0	14-15	36-36	0-0	0	0-0	0.0	0	78
Lyle, Broc	8	0-0	0-0	0-0	0	0-0	0.0	0	48
Potts, Reid	3	0-0	0-0	0-0	0	0-0	0.0	0	18
Spring, Kenneth	2	0-0	0-0	0-0	0	0-0	0.0	0	12
Hart, Jayden	2	0-0	0-0	0-0	0	0-0	0.0	0	12
Darter, Rafe	2	0-0	0-0	0-0	0	0-0	0.0	0	12
Allen, Brady	2	0-0	0-0	0-0	0	0-0	0.0	0	12
Harris, Cameron	2	0-0	0-0	0-0	0	0-0	0.0	0	12
Hubbard, Chris	2	0-0	0-0	0-0	0	0-0	0.0	0	12
Cummings, Kyle	2	0-0	0-0	0-0	0	0-0	0.0	0	12
Mock, Dawson	1	0-0	0-0	1-3	0	0-0	0.0	0	8
Swofford, Nate	1	0-0	0-0	0-0	0	0-0	0.0	0	6
Hackbarth, Harrison	1	0-0	0-0	0-0	0	0-0	0.0	0	6
Ripko, Drew	1	0-0	0-0	0-0	0	0-0	0.0	0	6
Schott, Isaiah	0	0-0	2-2	0-0	0	0-0	0.0	0	2
Blakely, Jeremiah	0	0-0	1-1	0-0	0	0-0	0.0	0	1
Total.....	42	14-15	39-39	1-3	0	0-0	0.0	0.0	337
Opponents.....	22	7-10	21-21	0-0	1	1-2	0.0	0.0	182

PUNTING	No.	Yards	Avg	Long	TB	FC	I20	50+	Blkd
Conner, Ryan	33	1373	41.6	63	3	9	16	7	1
Potts, Reid	3	89	29.7	36	0	0	3	0	0
Total.....	36	1462	40.6	63	3	9	19	7	1
Opponents.....	50	1815	36.3	67	2	15	11	8	2

ALL PURPOSE	GP	Rush	Rcv	PR	KR	IR	Total	Avg/G
Williams, Eric	10	1077	221	0	46	0	1344	134.4
Lyle, Broc	9	2	466	11	92	0	571	63.4
Ripko, Drew	8	4	60	57	340	0	461	57.6
Darter, Rafe	10	16	405	0	0	0	421	42.1
Harris, Cameron	7	268	92	0	0	0	360	51.4
Spring, Kenneth	10	146	31	16	114	0	307	30.7
Barnes, Jeremiah	10	0	275	0	0	0	275	27.5
Allen, Brady	9	2	243	0	0	0	245	27.2
Hart, Jayden	7	135	36	9	0	0	180	25.7
Potts, Reid	9	149	0	0	0	0	149	16.6
Allen, Matt	5	96	0	0	0	0	96	19.2
Mock, Dawson	5	0	87	0	0	0	87	17.4
Hubbard, Chris	1	73	0	0	0	0	73	73.0
Cummings, Kyle	9	42	3	0	10	0	55	6.1
Gibson, Stephen	9	0	34	0	0	0	34	3.8
Swofford, Nate	10	0	0	0	0	28	28	2.8
Spring, Erik	10	0	0	0	0	24	24	2.4
Berumen, Cristian	3	0	24	0	0	0	24	8.0
Darst, Kayleb	8	0	21	0	0	0	21	2.6
Eftink, Reece	3	0	0	0	18	0	18	6.0
Uber, Clayton	10	0	0	0	0	7	7	0.7
Dowdy, James	4	0	7	0	0	0	7	1.8
Hackbarth, Harrison	2	4	0	0	0	0	4	2.0
Aguilera, Parker	3	0	4	0	0	0	4	1.3
Total.....	10	2002	2009	93	620	59	4783	478.3
Opponents.....	10	1299	1537	89	843	131	3899	389.9

FIELD GOALS	Made-Att	Pct	01-19	20-29	30-39	40-49	50-99	Long	Blkd
Edwards, Jonah	14-15	-	0-0	7-7	1-1	1-1	0-0	42	1

FG SEQUENCE	Evangel	Opponents
Kansas Wesleyan	-	(49)
Tabor	(25), (26), (25), (35)	(26), 32
Sterling	(29)	-
Ottawa	(23),(38)	46
Avila	(39)	(49)
Bethany	(42)	(27)
Friends	(20)	29
McPherson	(23), (32)	(23), (40)
Southwestern	(22)	-
Bethel (Kan.)	(27), 50	(20)

Numbers in (parentheses) indicate field goal was made.

DEFENSIVE STATISTICS

DEFENSIVE LEADERS	GP	Solo	Tackles			Sacks			Pass Defense			Fumbles		Blkd
			Ast	Total	TFL	Yds	No-Yds	Int-Yds	BU	PD	Qbh	Rcv-Yds	FF	Kick
23 Myers, Bradley	10	46	75	121.0	10.5-27	2.0-10	0-0	2	0	3-0	1	0	0	
10 Swofford, Nate	10	31	29	60.0	0.5-1	0.0-0	2-28	3	0	1-48	1	2	0	
21 Sylvester, Joey	10	26	22	48.0	4.0-19	2.0-15	1-0	1	0	0-0	0	0	0	
6 Childs, Riley	10	19	26	45.0	2.0-9	1.0-5	1-0	0	0	2-0	2	0	0	
9 Myers, Zach	10	24	20	44.0	9.0-30	2.0-16	0-0	2	0	1-0	1	0	0	
12 Uber, Clayton	10	16	21	37.0	1.5-8	0.0-0	1-7	1	0	0-0	0	0	0	
18 Phillips, Chad	10	29	8	37.0	1.0-3	0.0-0	2-0	5	0	0-0	1	0	0	
44 Warner, Kyair	10	17	19	36.0	7.5-32	3.0-21	2-0	2	0	1-0	2	0	0	
27 Spring, Erik	10	18	9	27.0	0.0-0	0.0-0	3-24	9	0	0-0	0	0	0	
8 Finley, Garrett	10	13	13	26.0	2.5-8	1.0-5	0-0	0	0	0-0	0	0	0	
55 Hatley, Kason	9	11	8	19.0	3.5-13	1.0-6	0-0	0	0	0-0	1	0	0	
71 Peterson, Deacon	9	9	9	18.0	6.0-23	3.0-18	0-0	1	0	0-0	0	0	0	
2 Turner, Javeon	6	10	4	14.0	1.0-3	0.0-0	0-0	0	0	0-0	0	0	0	
5 Foster, Jaren	3	6	5	11.0	0.0-0	0.0-0	0-0	1	0	1-0	0	0	0	
34 Cummings, Kyle	9	4	7	11.0	0.0-0	0.0-0	0-0	0	0	0-0	0	1	0	
17 Davis, Bryson	4	5	4	9.0	0.0-0	0.0-0	0-0	0	0	0-0	0	0	0	
37 Glenn, Hollen	5	5	4	9.0	0.0-0	0.0-0	0-0	2	0	0-0	0	0	0	
13 Ayres, Dylan	5	5	4	9.0	1.0-1	0.0-0	0-0	0	0	0-0	0	0	0	
24 Rodgers, Conner	7	6	2	8.0	0.0-0	0.0-0	0-0	0	0	0-0	0	0	0	
78 Dudko, Gennadiy	3	2	5	7.0	0.0-0	0.0-0	0-0	0	0	0-0	0	0	0	
90 Alexander, Nick	4	4	2	6.0	2.0-4	1.0-3	0-0	1	0	0-0	1	0	0	
3 Banks, Kolton	4	2	3	5.0	1.0-3	0.0-0	0-0	0	0	0-0	0	0	0	
25 Hall, Brett	3	1	3	4.0	0.0-0	0.0-0	0-0	0	0	0-0	0	0	0	
98 Shaw, Devin	3	2	2	4.0	0.0-0	0.0-0	0-0	0	0	0-0	0	0	0	
19 Hellwig, Evan	4	2	1	3.0	0.0-0	0.0-0	0-0	0	0	0-0	0	0	0	
36 Rodgers, Cory	3	0	3	3.0	0.0-0	0.0-0	1-0	0	0	0-0	0	0	0	
30 Dowdy, James	4	3	0	3.0	0.0-0	0.0-0	0-0	0	0	0-0	0	0	0	
43 Eftink, Reece	3	2	1	3.0	0.0-0	0.0-0	0-0	0	0	0-0	0	0	0	
53 Bown, Lance	1	1	2	3.0	1.0-2	0.0-0	0-0	0	0	0-0	0	0	0	
17 Gibson, Stephen	9	0	2	2.0	0.0-0	0.0-0	0-0	0	0	0-0	0	0	0	
32 Edwards, Jonah	10	1	1	2.0	0.0-0	0.0-0	0-0	0	0	0-0	0	0	0	
33 Snow, Cullen	1	2	0	2.0	0.0-0	0.0-0	0-0	0	0	0-0	0	0	0	
35 Acklin, Kal	2	2	0	2.0	0.0-0	0.0-0	0-0	0	0	0-0	0	0	0	
41 Ulibarri, Ezekiel	1	2	0	2.0	0.0-0	0.0-0	0-0	0	0	0-0	0	0	0	
14 Robinson, Rocket	1	1	0	1.0	0.0-0	0.0-0	0-0	0	0	0-0	0	0	0	
4 Barnes, Jeremiah	10	1	0	1.0	0.0-0	0.0-0	0-0	0	0	0-0	0	0	0	
4 Morton, Silas	1	1	0	1.0	0.0-0	0.0-0	0-0	0	0	0-0	0	0	0	
9 Lyle, Broc	9	1	0	1.0	0.0-0	0.0-0	0-0	0	0	0-0	0	0	0	
15 Potts, Reid	9	1	0	1.0	0.0-0	0.0-0	0-0	0	0	0-0	0	0	0	
18 Aguilera, Parker	3	1	0	1.0	0.0-0	0.0-0	0-0	0	0	0-0	0	0	0	
19 Darter, Rafe	10	1	0	1.0	0.0-0	0.0-0	0-0	0	0	0-0	0	0	0	
20 Ripko, Drew	8	0	1	1.0	0.0-0	0.0-0	0-0	0	0	0-0	0	0	0	
26 Higginbottom, Caleb	1	1	0	1.0	0.0-0	0.0-0	0-0	0	0	0-0	0	0	0	
31 Goss, Grady	1	1	0	1.0	1.0-1	0.0-0	0-0	0	0	0-0	0	0	0	
45 Berumen, Cristian	3	0	1	1.0	0.0-0	0.0-0	0-0	0	0	0-0	0	0	0	
2 Spring, Kenneth	10	0	0	0.0	0.0-0	0.0-0	0-0	0	0	0-0	0	1	0	
6 Mock, Dawson	5	0	0	0.0	0.0-0	0.0-0	0-0	0	0	0-0	0	0	0	
7 Allen, Matt	5	0	0	0.0	0.0-0	0.0-0	0-0	0	0	0-0	0	0	0	
10 Hart, Jayden	7	0	0	0.0	0.0-0	0.0-0	0-0	0	0	0-0	0	0	0	
11 Williams, Eric	10	0	0	0.0	0.0-0	0.0-0	0-0	0	0	0-0	0	0	0	
12 Roweton, Russell	2	0	0	0.0	0.0-0	0.0-0	0-0	0	0	0-0	0	0	0	
14 Hackbarth, Harrison	2	0	0	0.0	0.0-0	0.0-0	0-0	0	0	0-0	0	0	0	
16 Blakely, Jeremiah	2	0	0	0.0	0.0-0	0.0-0	0-0	0	0	0-0	0	0	0	
21 Allen, Brady	9	0	0	0.0	0.0-0	0.0-0	0-0	0	0	0-0	0	0	0	
23 Harris, Cameron	7	0	0	0.0	0.0-0	0.0-0	0-0	0	0	0-0	0	0	0	
24 Hubbard, Chris	1	0	0	0.0	0.0-0	0.0-0	0-0	0	0	0-0	0	0	0	
36 Brosenne, Colton	1	0	0	0.0	0.0-0	0.0-0	0-0	0	0	0-0	0	0	0	
37 Conner, Ryan	9	0	0	0.0	0.0-0	0.0-0	0-0	0	0	0-0	0	0	0	
50 Scott, Justin	1	0	0	0.0	0.0-0	0.0-0	0-0	0	0	0-0	0	0	0	
58 Davis, Isaiah	7	0	0	0.0	0.0-0	0.0-0	0-0	0	0	0-0	0	0	0	
60 Anoa'i, CJ	7	0	0	0.0	0.0-0	0.0-0	0-0	0	0	0-0	0	0	0	
65 Dawson, Dominic	7	0	0	0.0	0.0-0	0.0-0	0-0	0	0	0-0	0	0	0	
71 Dyer, Josh	3	0	0	0.0	0.0-0	0.0-0	0-0	0	0	0-0	0	0	0	
76 Higgins, Lukas	6	0	0	0.0	0.0-0	0.0-0	0-0	0	0	0-0	0	0	0	
77 Watson, James	1	0	0	0.0	0.0-0	0.0-0	0-0	0	0	0-0	0	0	0	
78 Harris, Gerry	8	0	0	0.0	0.0-0	0.0-0	0-0	0	0	0-0	0	0	0	
84 Schott, Isaiah	1	0	0	0.0	0.0-0	0.0-0	0-0	0	0	0-0	0	0	0	
86 Darst, Kayleb	8	0	0	0.0	0.0-0	0.0-0	0-0	0	0	0-0	0	0	0	
Total.....	10	352	316	668.0	56-188	16-99	13-59	30	0	9-48	10	4	0.0	
Opponents.....	10	351	332	683.0	33-84	7-36	15-131	30	1	4-40	5	2	0.0	

GAME-BY-GAME TEAM COMPARISON

Opponent	Score	FIRST DOWNS			RUSHING			PASSING		TOTAL OFFENSE		Return Yards	Turn-Overs
		Total	Rush	Pass Pen	Att-Yards	Comp-Att-Int	Yards	Plays-Yards					
Kansas Wesleyan	24-35	23/18	13/11	9/6 1/1	39-161 / 43-180	18-26-0 / 15-23-0	266/125	65-427 / 66-305	92/131	2/1			
Tabor	33-17	26/11	13/2	10/5 3/4	45-180 / 15-182	4-39-1 / 14-33-123	2/106	84-412 / 48-124	53/205	2/2			
Sterling	14-38	24/12	10/6	13/3 1/3	41-267 / 30-118	20-28-2 / 10-17-0	189/144	69-456 / 47-262	43/131	2/2			
Ottawa	14-27	19/22	8/5	8/15 3/2	40-179 / 30-100	11-22-0 / 22-45-4	142/242	62-321 / 75-342	45/106	0/5			
Avila (MO)	44-3	28/9	17/2	10/6 1/1	45-257 / 25--5	14-24-1 / 17-34-2	134/175	69-391 / 59-170	35/88	1/2			
Bethany (KS)	68-17	34/9	18/4	14/5 2/0	45-410 / 29-17	21-33-3 / 13-27-2	234/156	78-644 / 56-173	83/195	3/3			
Friends (KS)	21-24	19/22	4/20	15/2 0/0	25-80 / 59-322	18-32-0 / 2-6-2	283/34	57-363 / 65-356	119/109	1/3			
McPherson	34-27	17/27	8/10	8/14 1/2	34-190 / 38-154	12-26-2 / 21-32-1	106/269	60-296 / 70-423	166/75	2/1			
Southwestern	21-3	17/24	6/14	10/8 1/2	29-88 / 43-245	17-42-5 / 17-25-1	169/178	71-257 / 68-423	105/39	5/2			
Bethel (KS)	17-38	24/14	9/12	13/2 2/0	36-190 / 44-150	21-38-1 / 10-19-0	254/108	74-444 / 63-258	79/24	1/1			
Totals		231/168	106/86	110/66 15/15	379-2002 / 356-1299	176-310-15 / 141-261-13	2009/1537	689-4011 / 617-2836	820/1103	19/22			

Note: Game totals are displayed in the format TEAM/OPPONENT for each category

	3rd Down	4th Down	Time of	TOP	Avg	Avg	Avg	Punting	Penalties
	Conversions	Conversions	Possession	Margin	Yards/Rush	Yards/Pass	Yards/Play	Number-Avg	Number-Yds
Kansas Wesleyan	10-14 / 5-15	0-0 / 1-2	27:42 / 32:18	4:36	4.13 / 4.19	10.23 / 5.43	6.57 / 4.62	4-36.3 / 5-28.8	3-24 / 3-35
Tabor	8-17 / 2-14	1-1 / 0-0	42:01 / 17:59	24:2	4.00 / 1.20	5.95 / 3.21	4.90 / 2.58	5-46.4 / 8-42.8	5-65 / 9-76
Sterling	6-13 / 1-7	4-5 / 2-4	32:27 / 27:33	4:54	6.51 / 3.93	6.75 / 8.47	6.61 / 5.57	1-19.0 / 3-41.3	7-63 / 10-119
Ottawa	6-14 / 9-16	0-0 / 0-3	26:40 / 33:20	6:40	4.48 / 3.33	6.45 / 5.38	5.18 / 4.56	8-37.6 / 3-38.7	8-62 / 7-57
Avila (MO)	5-11 / 5-18	1-3 / 1-2	30:56 / 29:04	1:52	5.71 / -0.20	5.58 / 5.15	5.67 / 2.88	2-38.0 / 8-38.0	3-40 / 8-54
Bethany (KS)	10-14 / 2-14	1-2 / 3-5	34:48 / 25:06	9:42	9.11 / 0.59	7.09 / 5.78	8.26 / 3.09	1-52.0 / 7-40.4	2-7 / 6-50
Friends (KS)	5-10 / 8-14	1-3 / 2-2	21:57 / 38:03	16:6	3.20 / 5.46	8.84 / 5.67	6.37 / 5.48	2-39.5 / 1-44.0	5-38 / 3-35
McPherson	6-14 / 7-12	0-2 / 0-0	26:27 / 32:59	6:32	5.59 / 4.05	4.08 / 8.41	4.93 / 6.04	3-43.0 / 3-31.3	3-32 / 4-25
Southwestern	4-17 / 5-13	1-2 / 1-4	23:38 / 36:22	12:44	3.03 / 5.70	4.02 / 7.12	3.62 / 6.22	6-40.7 / 4-38.5	5-55 / 3-18
Bethel (KS)	7-14 / 4-15	1-1 / 1-2	30:14 / 29:46	0:28	5.28 / 3.41	6.68 / 5.68	6.00 / 4.10	4-46.3 / 8-26.3	4-38 / 7-63
Totals	67-138 / 48-138	10-19 / 11-24	296:50 / 302:30	5:40	5.3 / 3.6	6.5 / 5.9	5.8 / 4.6	36-40.6 / 50-36.3	45-424 / 60-532

Note: Game totals are displayed in the format TEAM/OPPONENT for each category

RED-ZONE COMPARISON

Evangel Inside Opponent Red-Zone

date	opponent	score	times in RZ	times scored	points scored	rush TDs	pass TDs	FGs made	Failed to score in RZ						
									FGA	downs	int.	fumb	half	game	
Aug 31	Kansas Wesleyan	W 35-24	4	2	12	2	2	0	0	0	0	0	1	0	0
Sept 7	Tabor	W 33-17	7	7	18	3	3	0	4	0	0	0	0	0	0
Sept 14	Sterling	W 38-14	5	3	15	2	0	2	1	0	0	0	0	0	0
Sept 28	Ottawa	W 27-14	4	4	12	2	2	0	2	0	0	0	0	0	0
Oct 5	Avila (MO)	W 44-3	7	6	24	6	2	4	0	0	0	1	0	0	0
Oct 19	Bethany (KS)	W 68-17	5	5	18	5	4	1	0	0	0	0	0	0	0
Oct 26	Friends (KS)	W 24-21	4	3	9	2	1	1	1	0	1	0	0	0	0
Nov 2	McPherson	L 27-34	5	5	21	3	1	2	2	0	0	0	0	0	0
Nov 9	Southwestern	L 3-21	3	1	3	0	0	0	1	0	1	1	0	0	0
Nov 16	Bethel (KS)	W 38-17	6	5	12	4	1	3	1	0	0	0	0	0	0
TOTALS			50	41	144	29	16	13	12	0	2	2	1	0	0

41 of 50 (82%)

Opponents Inside Evangel Red-Zone

date	opponent	score	times in RZ	times scored	points scored	rush TDs	pass TDs	FGs made	Failed to score in RZ						
									FGA	downs	int.	fumb	half	game	
Aug 31	Kansas Wesleyan	L 24-35	4	3	18	3	2	1	0	0	0	0	1	0	0
Sept 7	Tabor	L 17-33	2	1	3	0	0	0	1	1	0	0	0	0	0
Sept 14	Sterling	L 14-38	2	1	6	1	1	0	0	0	0	0	1	0	0
Sept 28	Ottawa	L 14-27	2	2	12	2	1	1	0	0	0	0	0	0	0
Oct 5	Avila (MO)	L 3-44	1	0	0	0	0	0	0	0	0	1	0	0	0
Oct 19	Bethany (KS)	L 17-68	4	3	9	2	1	1	1	0	0	0	0	0	0
Oct 26	Friends (KS)	L 21-24	4	4	24	4	3	1	0	1	0	0	0	0	0
Nov 2	McPherson	W 34-27	5	5	18	4	2	2	1	0	0	0	0	0	0
Nov 9	Southwestern	W 21-3	3	1	6	1	1	0	0	0	1	0	1	0	0
Nov 16	Bethel (KS)	L 17-38	3	2	9	1	1	0	1	0	0	0	1	0	0
TOTALS			30	22	105	18	12	6	4	2	1	1	4	0	0

22 of 30 (73%)

EVANGEL INDIVIDUAL SEASON HIGHS

Rushes	28	Eric Williams vs McPherson (Nov 2, 2024)
Yards Rushing	180	Eric Williams vs Sterling (Sept 14, 2024)
Long Rush	80	Jayden Hart vs Bethany (Oct 19, 2024)
Pass attempts	39	Reid Potts vs Tabor (Sept 7, 2024)
Pass completions	24	Reid Potts vs Tabor (Sept 7, 2024)
Yards Passing	283	Reid Potts vs Friends (Oct 26, 2024)
TD Passes	3	Reid Potts vs Avila (Oct 5, 2024)
		Reid Potts vs Kansas Wesleyan (Aug 31, 2024)
		Reid Potts vs Sterling (Sept 14, 2024)
		Kenneth Spring vs Bethel (Kan.) (Nov 16, 2024)
Long Pass	57	Reid Potts vs Kansas Wesleyan (Aug 31, 2024)
Receptions	8	Broc Lyle vs Bethany (Oct 19, 2024)
Yards Receiving	157	Broc Lyle vs Kansas Wesleyan (Aug 31, 2024)
TD Receptions	3	Broc Lyle vs Kansas Wesleyan (Aug 31, 2024)
Long Reception	57	Broc Lyle vs Kansas Wesleyan (Aug 31, 2024)
Long Field Goal	42	Jonah Edwards vs Bethany (Oct 19, 2024)
Punts	7	Ryan Conner vs Ottawa (Sept 28, 2024)
Punting Avg	52.0	Ryan Conner vs Bethany (Oct 19, 2024)
Long Punt	63	Ryan Conner vs Ottawa (Sept 28, 2024)
Punts inside 20	3	Ryan Conner at Kansas Wesleyan (Aug 31, 2024)
		Ryan Conner at Ottawa (Sept 28, 2024)
Long Punt Return	22	Drew Ripko vs Avila (Oct 5, 2024)
Long Kickoff Return	60	Broc Lyle vs Kansas Wesleyan (Aug 31, 2024)
Tackles	17.0	Bradley Myers vs Friends (Oct 26, 2024)
Sacks	2.0	Joey Sylvester at Bethel (Kan.) (Nov 16, 2024)
Tackles For Loss	2.5	Kyair Warner vs Southwestern (Nov 9, 2024)
Interceptions	2	Erik Spring vs Ottawa (Sept. 28, 2024)

EVANGEL SEASON HIGHS

Rushes	45	vs Tabor (Sept 7, 2024)
		vs Avila (Oct 5, 2024)
Yards Rushing	410	vs Bethany (Oct 19, 2024)
Yards Per Rush	9.11	vs Bethany (Oct 19, 2024)
TD Rushes	7	vs Bethany (Oct 19, 2024)
Pass attempts	42	vs Southwestern (Nov 9, 2024)
Pass completions	24	vs Tabor (Sept 7, 2024)
Yards Passing	283	at Friends (Oct 26, 2024)
Yards Per Pass	10.2	at Kansas Wesleyan (Aug 31, 2024)
TD Passes	4	vs Avila (Oct 5, 2024)
Total Plays	84	vs Tabor (Oct 7, 2024)
Total Offense	644	vs Bethany (Oct 19, 2024)
Yards Per Play	8.3	vs Bethany (Oct 19, 2024)
Points	68	vs Bethany (Oct 19, 2024)
Sacks By	4	at Bethel (Kan.) (Nov 16, 2024)
First Downs	34	vs Bethany (Oct 19, 2024)
Penalties	8	at Ottawa (Sept 28, 2024)
Penalty Yards	65	vs Tabor (Sept 7, 2024)
Turnovers	5	vs Southwestern (Nov 9, 2024)
Interceptions By	4	at Ottawa (Sept 28, 2024)
Punts	8	at Ottawa (Sept 28, 2024)
Punting Avg	52.0	vs Bethany (Oct 19, 2024)
Long Punt	63	at Ottawa (Sept 28, 2024)
Punts inside 20	4	at Ottawa (Sept 28, 2024)
Long Punt Return	22	vs Avila (Oct 5, 2024)

GAME 1 • AUG. 31 • GENE BISSELL FIELD



#14 EVANGEL 0 14 21 0 -- 35



#24 Kansas Wesleyan 7 10 7 0 -- 24

SALINA, Kan. – The Evangel football team overcame a slow start to win its season opener at Kansas Wesleyan 35-24 Saturday night.

The Valor improved to 1-0 on the season, while the Coyotes fell to 0-1 in the season opener for both teams. Evangel who finished 11-0 last season to win the KCAC Championship continued its conference win streak rallying back from an early 17-7 deficit.

Early turnovers for both teams saw a slow start with Kansas Wesleyan taking a 7-0 after the first quarter. The Coyotes added a 49-yard field goal before Evangel got its first touchdown at the 6:08 mark of the second quarter.

Reid Potts found Broc Lyle for the first of three touchdowns on the evening. The first being a 54-yard pass and catch with Lyle weaving down the sideline for the score.

Kansas Wesleyan answered to complete an 8-play 70-yard drive with 2:22 left in the first half. However, the Valor pulled within a field goal as Cameron Harris found the end zone from 8-yards out with 26 seconds left.

The Evangel rally took hold in the second half.

Potts to Lyle connected twice in the third quarter within two minutes of each score giving the Valor a 28-17 lead. The first came from 57-yards and the second from 28-yards.

Potts finished 17 of 25 for 257 yards, while Lyle caught seven passes for 157 yards. Six different Evangel receivers caught passes in the win as Harris added three catches for 40 yards and Dawson Mock added three catches for 36 yards.

KWU would pull within a touchdown with 6:50 left in the third quarter, however, the Valor put together an 11-play 70-yard drive. Potts finished off the drive with a 1-yard touchdown run for his fourth score of the night.

Both teams would stalemate in the fourth quarter as Evangel held KWU to just 112 total yards of offense in the second half.

Bradley Myers picked up where he left off in 2023, leading the team with 12 tackles. Zach Myers added seven tackles and 0.5 sack.

	KWU	EU
FIRST DOWNS		
Total	18	23
Rushing	11	13
Passing	6	9
Penalty	1	1
RUSHING		
Total (Net)	180	161
Attempts	43	39
Avg. Per Rush	4.2	4.1
Rushing TDs	1	2
Yds. Gained	211	169
Yds. Lost	31	8
PASSING		
Total (Net)	125	266
Comp.-Att.-Int.	15-23-0	18-26-0
Avg. / Att.	5.4	10.2
Avg. / Comp.	8.3	14.8
TDs	1	3
TOTAL OFFENSE		
Yards	305	427
Plays	66	65
Avg. / Play	4.6	6.6
Fumbles - Lost	3-1	2-2
Penalties - Yds.	3-35	3-24
MISCELLANEOUS		
Misc. Yards	0	0
Poss. Time	32:18	27:42
3rd. Down Conv.	5 of 15	10 of 14
4th. Down Conversions	1 of 2	0 of 0
Red-Zone: Scores - Chances	3-4	2-4
Sacks: Total - Yds.	0-0	3-19
PAT: Total - Made	3-3	5-5
2PT Conversion: Total - Made	0-0	0-0
Field Goals: Total - Made	1-1	0-0

Rushing Leaders: EU-Cameron Harris 8-59; KWU-Zarek Fewell 16-86
Receiving Leaders: EU-Broc Lyle 7-157; KWU-Zarek Fewell 2-32
Passing Leaders: EU-Reid Potts 17-25-257; KWU-Byron McNair 15-23-125
Tackles: EU-Bradley Myers 13; KWU-AJ Cahee 9

GAME 2 • SEPT. 7 • EAGLE STADIUM



Tabor 3 7 7 0 -- 17



#14 EVANGEL 3 9 7 14 -- 33

NIXA, Mo. – A strong second-half helped propel the Evangel University football team to a 33-17 victory over Tabor College Saturday night in college football action.

Evangel stayed perfect moving to 2-0 and extended its KCAC win streak to 12-straight games. The Bluejays fall to 1-1 on the season.

Defense held strong for both teams through the first half as Evangel and Tabor settled for a combined five field goals. An interception by the Bluejays briefly, gave Tabor a 12-9 lead with 36 seconds before halftime; however, the Valor went 38 yards in five plays over the final 35 seconds to kick a 35-yard field goal.

Jonah Edwards' fourth field goal of the half, helped Evangel regain the lead 12-10 at halftime.

Evangel overcame a pair of turnovers on offense as Reid Potts threw for 232 yards on 24 of 39 passing. Potts helped the Valor finish with over 400 yards of total offense in the win.

The Evangel rushing attack saw Eric Williams lead the way with 89 yards on the ground and two touchdowns. Williams' first touchdown came with 11:20 left in the fourth quarter giving the Valor a 26-17 lead. His second score iced the game for Evangel with 1:56 left from 2-yards out capping a five-minute drive.

Tabor scored two touchdowns, both coming on defense with a pick-six and a fumble return for a touchdown. However, it was an Evangel interception by Kyair Warner that flipped the field and momentum back to Evangel in the third quarter.

Defensively, Evangel held Tabor to just 124 yards of total offense and only 18 yards on the ground.

Bradley Myers finished with a game-high 13 tackles, adding two tackles for a loss and a forced fumble. Nate Swofford added five tackles.

	EU	TC
FIRST DOWNS		
Total	26	11
Rushing	13	2
Passing	10	5
Penalty	3	4
RUSHING		
Total (Net)	180	18
Attempts	45	15
Avg. Per Rush	4.0	1.2
Rushing TDs	3	0
Yds. Gained	198	41
Yds. Lost	18	23
PASSING		
Total (Net)	232	106
Comp.-Att.-Int.	24-39-1	14-33-1
Avg. / Att.	5.9	3.2
Avg. / Comp.	9.7	7.6
TDs	0	0
TOTAL OFFENSE		
Yards	412	124
Plays	84	48
Avg. / Play	4.9	2.6
Fumbles - Lost	2-1	1-1
Penalties - Yds.	5-65	9-76
MISCELLANEOUS		
Misc. Yards	0	0
Poss. Time	42:01	17:59
3rd. Down Conv.	8 of 17	2 of 14
4th. Down Conversions	1 of 1	0 of 0
Red-Zone: Scores - Chances	7-7	1-2
Sacks: Total - Yds.	3-19	0-0
PAT: Total - Made	3-3	2-2
2PT Conversion: Total - Made	0-0	0-0
Field Goals: Total - Made	4-4	1-2

Rushing Leaders: EU-Eric Williams 21-89; TC-Wille Green 10-35
Receiving Leaders: EU-Jeremiah Barnes 5-58; TC-Deonte Hill 5-46
Passing Leaders: EU-Reid Potts 24-39-232; TC-Wille Green 14-33-106
Tackles: EU-Bradley Myers 13; TC-Jarien Allen 11

GAME 3 • SEPT. 14 • SMISOR STADIUM



#16 EVANGEL 10 7 15 6 -- 38



Sterling 0 14 0 0 -- 14

STERLING, Kan. – Another strong second-half performance helped propel the 16th ranked Evangel University football team to a 38-14 victory over Sterling on Saturday (Sept. 14) night.

Evangel stayed perfect, moving to 3-0 and extending their KCAC win streak to 14-straight games. The Warriors remain winless, moving to 0-3 so far this season.

Sterling drove the ball down the majority of the field on their first drive, but Riley Childs would strip the ball from a Warrior ball carrier, giving the Valor possession. On the following play, Eric Williams took a handoff to the house, running 79 yards for the score.

After Sterling lost possession, Evangel drove nearly the length of the field, having to settle for a field goal from Jonah Edwards to push the lead out to 10-0.

The Warriors were able to hit a big play, throwing an 83 yard touchdown pass to dwindle the Valor lead to just three, 10-7 in the second quarter. Evangel turned the ball over on an interception and Sterling drove the field to take a 14-10 lead over EU.

Evangel was able to end the quarter with a six minute drive that resulted in a touchdown for Broc Lyle, giving the Valor a 17-14 halftime lead. The Valor successfully pulled off the two-for-one, scoring on their first drive in the second half after Eric Williams reeled in a screen pass from Reid Potts, pushing EU ahead, 24-14.

The Valor defense was able to bear down on the Sterling offense, not allowing a single point in the second half. With just under five minutes remaining in the third quarter, Eric Williams found a hole and took a 30-yard rush to the house, making it a 32-14 game after Dawson Mock ran in a two point conversion.

Evangel solidified their win midway through the fourth quarter, when Potts found Mock in the back right corner of the endzone on fourth and goal, putting the Valor at a 38-14 lead they held to the end.

The Valor racked up 465 yards of offense, including 222 yards from scrimmage for Eric Williams (180 rushing, 42 receiving yards).

Bradley Myers finished with a game-high nine tackles, adding 1.5 tackles for a loss. Riley Childs added six tackles and forced a fumble in the first quarter.

	SC	EU
FIRST DOWNS		
Total	12	24
Rushing	6	10
Passing	3	13
Penalty	3	1
RUSHING		
Total (Net)	118	267
Attempts	30	41
Avg. Per Rush	3.9	6.5
Rushing TDs	1	2
Yds. Gained	129	278
Yds. Lost	11	11
PASSING		
Total (Net)	144	189
Comp.-Att.-Int.	10-17-0	20-28-2
Avg. / Att.	8.5	6.8
Avg. / Comp.	14.4	9.5
TDs	1	3
TOTAL OFFENSE		
Yards	262	456
Plays	47	69
Avg. / Play	5.6	6.6
Fumbles - Lost	2-2	1-0
Penalties - Yds.	10-119	7-63
MISCELLANEOUS		
Misc. Yards	0	0
Poss. Time	27:33	32:27
3rd. Down Conv.	1 of 7	6 of 13
4th. Down Conversions	2 of 4	4 of 5
Red-Zone: Scores - Chances	1-2	3-5
Sacks: Total - Yds.	1-3	0-0
PAT: Total - Made	2-2	3-3
2PT Conversion: Total - Made	0-0	1-2
Field Goals: Total - Made	0-0	1-1

Rushing Leaders: EU-Eric Williams 16-180; SC-Rocklin Baptist 3-47

Receiving Leaders: EU-Broc Lyle 6-39; SC-Ryan Stucky 3-100

Passing Leaders: EU-Reid Potts 18-26-135; SC-Jordan Slocum 4-9-116

Tackles: EU-Bradley Myers 9; SC-Flin Cameron 9

GAME 4 • SEPT. 28 • ADVENTHEALTH FIELD



#17 EVANGEL 0 10 7 10 -- 27



Ottawa 0 0 7 7 -- 14

OTTAWA, Kan. – The Evangel football team rushed its way to a 27-14 victory Saturday afternoon at Ottawa University to move to 4-0 on the season. Evangel also continues its KCAC unbeaten streak since joining the league last season.

The 17th-ranked Valor jumped out to an early lead and controlled the game on both sides of the ball as a three-touchdown performance from Eric Williams and five takeaways propelled EU in the win.

Williams punched in his first score from 3-yards out as the Valor marched 74 yards in 10 plays. The score came after both teams battled to a 0-0 stalemate in the first quarter.

Evangel would add a 23-yard field goal from Jonah Edwards as time expired to push the Valor lead over the Braves to 10-0. Edwards added a second field goal near the end of the fourth quarter from 38-yards out as the senior extended his streak field goals to 7 for 7 on the year.

Four of the five Ottawa turnovers were interceptions by the Valor defense as Erik Spring picked off the Braves twice. Chad Phillips and Joey Sylvester also picked off Ottawa and tallied six tackles a piece. Bradley Myers again led the Valor with 11 tackles on the defensive side of the ball.

Williams helped Evangel answer an Ottawa touchdown with 5:01 left in the third quarter before racing 42-yards for his third touchdown. Evangel briefly enjoyed a 24-7 lead after Williams' third score before the Braves answered with 10:40 left in the game to make it 24-14.

Reid Potts finished 11 for 22 for 142, while Rafe Darter caught five passes for 56 yards.

Evangel held the Ottawa to exactly 100 yards rushing in the win.

	OU	EU
FIRST DOWNS		
Total	22	19
Rushing	5	8
Passing	15	8
Penalty	2	3
RUSHING		
Total (Net)	100	179
Attempts	30	40
Avg. Per Rush	3.3	4.5
Rushing TDs	1	3
Yds. Gained	107	191
Yds. Lost	7	12
PASSING		
Total (Net)	242	142
Comp.-Att.-Int.	22-45-4	11-22-0
Avg. / Att.	5.4	6.5
Avg. / Comp.	11.0	12.9
TDs	1	0
TOTAL OFFENSE		
Yards	342	321
Plays	75	62
Avg. / Play	4.6	5.2
Fumbles - Lost	1-1	0-0
Penalties - Yds.	7-57	8-62
MISCELLANEOUS		
Misc. Yards	0	0
Poss. Time	33:20	26:40
3rd. Down Conv.	9 of 16	6 of 14
4th. Down Conversions	0 of 3	0 of 0
Red-Zone: Scores - Chances	2-2	4-4
Sacks: Total - Yds.	0-0	0-0
PAT: Total - Made	2-2	3-3
2PT Conversion: Total - Made	0-0	0-0
Field Goals: Total - Made	0-1	2-2

Rushing Leaders: EU-Eric Williams 27-124; OU-Taylor Eggers 9-44

Receiving Leaders: EU-Rafe Darter 5-56; OU-Keavian Long 8-98

Passing Leaders: EU-Reid Potts 11-22-142; OU-Taylor Eggers 22-45-242

Tackles: EU-Bradley Myers 11; OU-AJ Hemphill 14

GAME 5 • OCT. 5 • EAGLE STADIUM

 Avila	0 3 0 0 -- 3
 #19 EVANGEL	14 7 16 7 -- 44

NIXA, Mo. – The 19th-ranked Evangel football team rolled to a 44-3 Homecoming victory over the Avila Eagles on Saturday afternoon.

The Valor improved to 5-0 on the season and extended its regular season win streak and KCAC win streak to 16 consecutive games. Avila falls to 1-5 on the season as both teams enter their bye week before KCAC Divisional play starts in two weeks.

Reid Potts threw for three touchdowns as Evangel tallied 391 yards of total offense.

Defensively, EU held the Eagles to 170 yards of total offense and -5 yards rushing, while recording two interceptions.

Drew Ripko caught the first touchdown pass from Potts with 10:37 left in the first quarter. Ripko setup the touchdown pass and catch after a 22-yard punt return down to the Avila 16-yard line.

Kyair Warner picked off an Avila pass to setup the next Valor score. Just three plays into the drive, Rafe Darter caught a 12-yard pass from Potts to take a 14-0 lead.

Evangel would take a 21-0 lead in the second quarter as Broc Lyle caught a 14-yard touchdown pass from Potts with 8:29 left in the half.

The ground attack for Evangel took off as well as Eric Williams recorded his third straight 100-yard rushing game. Williams carried 18 times for 130 yards to lead the Valor who tallied 257 yards total on the ground.

Avila scored its only points late in the second quarter on a Juan Delgado field goal from 49-yards out.

Jonah Edwards tacked on a 39-yard field at the 12:31 mark of the third quarter to push the Evangel lead to 24-3.

Potts added a rushing touchdown on a quarterback keeper from 1-yard out with 5:45 left in the third.

Evangel added a rushing touchdown in the third quarter with Cameron Harris scoring from 14-yards out. Harris tallied 58 yards on 7 carries for the Valor.

Matt Allen connected with Jayden Hart for the only score in the fourth quarter to cap a 12 play 69-yard drive.

Evangel sacked Avila three times led by Bradley Myers nine tackles and 1.5 tackles for a loss. Evan Childs and Zach Myers finished with six tackles each in the win for the Evangel defense.

	EU	AU
FIRST DOWNS		
Total	28	9
Rushing	17	2
Passing	10	6
Penalty	1	1
RUSHING		
Total (Net)	257	-5
Attempts	45	25
Avg. Per Rush	5.7	-0.2
Rushing TDs	2	0
Yds. Gained	262	40
Yds. Lost	5	45
PASSING		
Total (Net)	134	175
Comp.-Att.-Int.	14-24-1	17-34-2
Avg. / Att.	5.6	5.1
Avg. / Comp.	9.6	10.3
TDs	4	0
TOTAL OFFENSE		
Yards	391	170
Plays	69	59
Avg. / Play	5.7	2.9
Fumbles - Lost	0-0	3-0
Penalties - Yds.	3-40	8-54
MISCELLANEOUS		
Misc. Yards	0	0
Poss. Time	30:56	29:04
3rd. Down Conv.	5 of 11	5 of 18
4th. Down Conversions	1 of 3	1 of 2
Red-Zone: Scores - Chances	6-7	0-1
Sacks: Total - Yds.	3-9	1-5
PAT: Total - Made	5-5	0-0
2PT Conversion: Total - Made	0-1	0-0
Field Goals: Total - Made	1-1	1-1


Rushing Leaders: EU-Eric Williams 18-130; AU-McKenzie Carlock 4-18

Receiving Leaders: EU-Jeremiah Barnes 2-35; AU-Malcolm Tatum 3-44

Passing Leaders: EU-Reid Potts 11-20-93; AU-Eli Williams 9-19-89

Tackles: EU-Bradley Myers 9; AU-Jay Wright 14

GAME 6 • OCT. 19 • EAGLE STADIUM

 #20 EVANGEL	10 16 14 28 -- 68
 Bethany	3 0 0 14 -- 17

NIXA, Mo. – The Evangel University football team dominated Bethany College Saturday afternoon, 68-17, in the KCAC Division Opener for both teams.

The Valor remain undefeated at 6-0, 1-0, while the Swedes fell to 3-4, 0-1 on the season. Evangel also continues its streak of 18 straight regular season and conference wins is the longest regular season win streak in Evangel history, eclipsing the previous mark of 14 wins from the 1996 to 1997 season. The current streak dates back to the final game of the 2022 regular season.

Evangel dominated in nearly every phase Saturday totaling 644 yards of total offense while holding Bethany to 173 yards of total offense. The Valor rushed for 410 yards led by Eric Williams' 113 yards and two touchdowns. The 410 rushing yards in Saturday's game broke the team record for rushing yards in a game (previously 396 against Culver-Stockton in 1993), as well as the most rushing touchdowns in a game with seven (previously six against three different teams).

The 68 points was the third most points scored by an Evangel football team trailing only a 78 point effort in 1997 and 70 point total in 1999.

Defensively, EU held Bethany to 17 yards on the ground and forced three turnovers. A safety by the Evangel defense pressured the Swedes on fourth down as an errant snap went through the back of the Valor endzone giving Evangel a 26-3 halftime lead.

The ground attack for Evangel found the endzone seven times, led by Williams and Chris Hubbard's two touchdowns each. Hubbard rushed for 73 yards, while Jayden Hart added 95 yards on the ground and one touchdown.

Quarterback Reid Potts threw for two touchdowns and 223 yards through the air. Before finishing his day, Potts also rushed for a score late in the third quarter to give Evangel a 40-3 lead.

Bradley Myers led Evangel with nine tackles and 1.5 tackles for a loss on the defensive side of the ball. Nate Swofford and Chad Phillips each picked off the Bethany quarterback to aid in the three turnovers.

	EU	BC
FIRST DOWNS		
Total	34	9
Rushing	18	4
Passing	14	5
Penalty	2	0
RUSHING		
Total (Net)	410	17
Attempts	45	29
Avg. Per Rush	9.1	0.6
Rushing TDs	7	1
Yds. Gained	412	75
Yds. Lost	2	58
PASSING		
Total (Net)	234	156
Comp.-Att.-Int.	21-33-3	13-27-2
Avg. / Att.	7.1	5.8
Avg. / Comp.	11.1	12.0
TDs	2	1
TOTAL OFFENSE		
Yards	644	173
Plays	78	56
Avg. / Play	8.3	3.1
Fumbles - Lost	0-0	3-1
Penalties - Yds.	2-7	6-50
MISCELLANEOUS		
Misc. Yards	0	0
Poss. Time	34:48	25:06
3rd. Down Conv.	10 of 14	2 of 14
4th. Down Conversions	1 of 2	3 of 5
Red-Zone: Scores - Chances	5-5	3-4
Sacks: Total - Yds.	1-8	0-0
PAT: Total - Made	9-9	0-0
2PT Conversion: Total - Made	0-0	1-2
Field Goals: Total - Made	1-1	1-1

Rushing Leaders: EU-Eric Williams 16-113; BC-Malaki Daniels 8-39

Receiving Leaders: EU-Broc Lyle 8-96; BC-De'Von Lovelady 4-103

Passing Leaders: EU-Reid Potts 19-31-223; BC-Dalton Whitworth 5-6-115

Tackles: EU-Bradley Myers 9; BC-Julian Carpenter 11

GAME 7 • OCT. 26 • ADAIR-AUSTIN STADIUM



#19 Friends 7 7 0 7 -- 21



#20 EVANGEL 0 0 14 10 -- 24

WICHITA, Kan. – Defining plays by senior Nate Swofford helped the 20th-ranked Evangel Valor football team to a 24-21 comeback victory over No. 19 Friends University on Saturday afternoon in KCAC football action.

Swofford recorded a fumble recovery for a scoop and score and then an interception in the final two minutes to help setup a game-winning field goal for Evangel.

The Valor rallied back twice after Reid Potts, helped drive Evangel 88 yards culminating with a 35-yard touchdown pass to Brady Allen. Allen finished with 104 yards on six catches as his fourth quarter touchdown tied the game at 21-21.

Potts finished 18 of 32 for 283 yards to lead the Valor offense. However, the defense helped propel Evangel in the comeback led by Swofford.

After the touchdown from Potts to Allen, Swofford's interception helped setup a 28-yard Jonah Edwards field with one second left to push Evangel to a 24-21 victory.

Friends took a 14-0 lead into halftime before the Valor answered with 14 points in the third quarter.

Eric Williams punched in the first touchdown with 4:59 left in the quarter before Swofford's scoop and score and the end of the quarter. Williams finished with 57 yards on 21 carries.

Edwards' field goal moved the senior to 6 for 6 on the season helping Evangel win its 19th consecutive regular season game. The win also continues the conference win streak for Evangel extending the regular season record.

Bradley Myers led Evangel with 17 tackles while Joey Sylvester added 10 tackles and a tackle for a loss.

	FU	EU
FIRST DOWNS		
Total	22	19
Rushing	20	4
Passing	2	15
Penalty	0	0
RUSHING		
Total (Net)	322	80
Attempts	59	25
Avg. Per Rush	5.5	3.2
Rushing TDs	2	1
Yds. Gained	328	84
Yds. Lost	6	4
PASSING		
Total (Net)	34	283
Comp.-Att.-Int.	2-6-2	18-32-0
Avg. / Att.	5.7	8.8
Avg. / Comp.	17.0	15.7
TDs	1	1
TOTAL OFFENSE		
Yards	356	363
Plays	65	57
Avg. / Play	5.5	6.4
Fumbles - Lost	2-1	2-1
Penalties - Yds.	3-35	5-38
MISCELLANEOUS		
Misc. Yards	0	0
Poss. Time	38:03	21:57
3rd. Down Conv.	8 of 14	5 of 10
4th. Down Conversions	2 of 2	1 of 3
Red-Zone: Scores - Chances	4-4	3-4
Sacks: Total - Yds.	0-0	0-0
PAT: Total - Made	3-3	3-3
2PT Conversion: Total - Made	0-0	0-0
Field Goals: Total - Made	1-1	1-1

Rushing Leaders: EU-Eric Williams 21-57; FU-K'Vonte Baker 19-83

Receiving Leaders: EU-Brady Allen 6-104; FU-Samuel Becker 1-18

Passing Leaders: EU-Reid Potts 18-32-283; FU-K'Vonte Baker 2-4-34

Tackles: EU-Bradley Myers 17; FU-Nolan Ewing 8

GAME 8 • NOV. 2 • EAGLE STADIUM



#16 EVANGEL 7 10 3 7 -- 27



McPherson 7 10 3 14 -- 34

NIXA, Mo. -- A touchdown from the McPherson Bulldogs ended the No. 16 Evangel football team's KCAC win streak in a 34-27 setback Saturday afternoon.

The Valor entered having won 18 consecutive KCAC football games and 19 consecutive regular season contests. However, Saturday's loss pushed the Evangel record to 7-1 overall and 2-1 in the conference play, while McPherson improves to 8-1 and 3-0 in the KCAC.

Both teams ground attack found center stage Saturday. McPherson rushed for 154 yards while Evangel tallied 190 yards on the ground. Jalil Brown found the endzone twice including the game-winning score with 1:12 left in the game to give the Bulldogs the lead. Brown finished with 132 yards on 30 carries.

Evangel and McPherson matched scores nearly the entire game as a potential game-winning drive came up just short with an interception on fourth down.

Eric Williams continued to carry the lead offensively, finishing with 147 yards and 28 carries. However, Williams was unable to find the end zone as the lone rushing touchdown came from Kenneth Spring from 12 yards out.

Reid Potts finished 12 of 25 for 106 yards and two touchdowns. Broc Lyle's only catch on a 6-yard catch at the goal line, and Brady Allen with the first touchdown in the first quarter.

The Bulldogs, Tristan Szabo threw for 269 yards on 21 of 32 and a pair of touchdown passes.

Defensively, Bradley Myers led the way with 15 tackles while Nate Swofford added 10 tackles. Clayton Uber recorded the only turnover for the Valor with an interception in the second half.

	EU	MC
FIRST DOWNS		
Total	17	27
Rushing	8	10
Passing	8	14
Penalty	1	2
RUSHING		
Total (Net)	190	154
Attempts	34	38
Avg. Per Rush	5.6	4.1
Rushing TDs	1	2
Yds. Gained	200	157
Yds. Lost	10	3
PASSING		
Total (Net)	106	269
Comp.-Att.-Int.	12-26-2	21-32-1
Avg. / Att.	4.1	8.4
Avg. / Comp.	8.8	12.8
TDs	2	2
TOTAL OFFENSE		
Yards	296	423
Plays	60	70
Avg. / Play	4.9	6.0
Fumbles - Lost	0-0	0-0
Penalties - Yds.	3-32	4-25
MISCELLANEOUS		
Misc. Yards	0	0
Poss. Time	26:27	32:59
3rd. Down Conv.	6 of 14	7 of 12
4th. Down Conversions	0 of 2	0 of 0
Red-Zone: Scores - Chances	5-5	5-5
Sacks: Total - Yds.	0-0	1-5
PAT: Total - Made	3-3	4-4
2PT Conversion: Total - Made	0-0	0-0
Field Goals: Total - Made	2-2	2-2

Rushing Leaders: EU-Eric Williams 28-147; MC-Jalil Brown 30-132

Receiving Leaders: EU-Rafe Darter 4-45; MC-Jalil Brown 6-115

Passing Leaders: EU-Reid Potts 12-25-106; MC-Tristan Szabo 21-32-269

Tackles: EU-Bradley Myers 15; MC-Christopher Roshell 8

2024 REVIEW

GAME 9 • NOV. 9 • EAGLE STADIUM

 **#25 Southwestern** 7 7 0 7 -- 21

 **#21 EVANGEL** 3 0 0 0 -- 3

NIXA, Mo. – A battle of top 25 teams Saturday afternoon saw the 21st-ranked Evangel Valor football team come up short, 21-3, against No. 25 Southwestern in KCAC Divisional play.

Looking to rebound from the first loss of the season, the Valor were unable to overcome five turnovers against the Moundbuilders.

The loss drops Evangel to 7-2 overall and 2-2 in conference play while Southwestern improves to 9-1 overall and 3-1 in the KCAC.

Both teams jumped on the scoreboard early with Southwestern marching 70 yards in six plays to take a 7-0 lead. Evangel answered with a Jonah Edwards 22-yard field goal as the first quarter ended 7-3. Edwards' field goal ties the Evangel career record with 35 field goals made during his career equaling the mark set by Drew O'Cain in 2012.

A 54-yard touchdown run by Southwestern's Christian Stewart put the Moundbuilders up 14-3 midway through the second quarter.

From there both teams struggled to finish drives and capitalize. Despite allowing 423 yards of offense, the Evangel defense managed to keep Southwestern off the scoreboard most of the day.

A goal line stand with 1:58 left in the third quarter proved promising and shifted the momentum toward the home team; however, the Valor offense was unable to capitalize going three-and-out.

Offensively, Eric Williams rushed for 81 yards on 18 carries, while Reid Potts threw for 152 yards on 14 of 36 passing.

Broc Lyle led all Valor receivers with six catches for 40 yards.

Southwestern saw two running backs rush for 80 and 82 yards, while the Moundbuilders rushed for 245 yards as a team and added two touchdowns.

Evangel forced two turnovers including a fumble recovery in the endzone to stop a Southwestern scoring threat. Bradley Myers recovered the fumble for a touchback as the senior led the way with 14 tackles and a sack. Fellow senior Nate Swofford equaled Myers on senior day with 14 tackles as well.

Riley Childs pulled down an interception late in the third quarter stopping a Southwestern drive also.

	EU	SWC
FIRST DOWNS		
Total	17	24
Rushing	6	14
Passing	10	8
Penalty	1	2
RUSHING		
Total (Net)	88	245
Attempts	29	43
Avg. Per Rush	3.0	5.7
Rushing TDs	0	2
Yds. Gained	115	270
Yds. Lost	27	25
PASSING		
Total (Net)	169	178
Comp.-Att.-Int.	17-42-5	17-25-1
Avg. / Att.	4.0	7.1
Avg. / Comp.	9.9	10.5
TDs	0	1
TOTAL OFFENSE		
Yards	257	423
Plays	71	68
Avg. / Play	3.6	6.2
Fumbles - Lost	0-0	2-1
Penalties - Yds.	5-55	3-18
MISCELLANEOUS		
Misc. Yards	0	0
Poss. Time	23:38	36:22
3rd. Down Conv.	4 of 17	5 of 13
4th. Down Conversions	1 of 2	1 of 4
Red-Zone: Scores - Chances	1-3	1-3
Sacks: Total - Yds.	2-17	3-19
PAT: Total - Made	0-0	3-3
2PT Conversion: Total - Made	0-0	0-0
Field Goals: Total - Made	1-1	0-0

Rushing Leaders: EU-Eric Williams 18-81; SWC-Christian Stewart 9-82

Receiving Leaders: EU-Broc Lyle 6-40; SWC-Matthew Holthus 4-69

Passing Leaders: EU-Reid Potts 14-36-152; SWC-Braden Howell 17-25-178

Tackles: EU-Bradley Myers 16; SWC-Joey Mars 8

32 2025 EVANGEL FOOTBALL | @EVANGEL_FB

GAME 10 • NOV. 16 • THRESHER STADIUM

 **(RV) EVANGEL** 14 17 0 7 -- 38

 **Bethel (Kan.)** 7 3 7 0 -- 17

NORTH NEWTON, Kan. -- The Evangel football team rolled to a 38-17 victory Saturday afternoon at Bethel in the regular season finale for both schools.

Evangel rebounded on Saturday racking up more than 440 yards of total offense to improve to 8-2 overall and 3-2 in the KCAC. The Threshers end their season at 5-6 overall and 1-4 in the league play.

The Valor managed to control most of the game jumping out to a 31-10 halftime lead.

Kenneth Spring threw for 254 yards in his first collegiate start as he also tossed three touchdowns. Spring found seven different receivers to finish 21 of 36, while Rafe Darter led the Valor with five catches for 79 yards and a touchdown.

The ground attack for Evangel also was solid, led by Eric Williams' 111 yards on 17 carries. Williams scored his first touchdown on a 15-yard pass from Spring in the first quarter to cap a 10 play 69-yard drive. He caught four passes for 27 yards, while also rushing for a touchdown.

Kyle Cummings scored from 1-yard out late in the first quarter for the first of two touchdowns on the day. Cummings also caught a touchdown pass with 54 seconds left before the half.

Jonah Edwards added a 27-yard field goal with 9:35 left in the second quarter as the kick placed the senior kicker in the Evangel record books. Edwards field goal makes him the all-time leader with 36 field goals in his Evangel career.

Bethel added a touchdown at the end of the third quarter on a blocked field goal as time expired for the only score of the period.

Evangel would add the only score of the fourth quarter on Williams' 55-yard touchdown run on the first play of the quarter. Williams also became the first 1,000-yard rusher for Evangel since Demetric Phillips rushed for 1,501 yards in 2005.

Defensively, Bradley Myers led the Valor with nine tackles and fumble recovery. Nate Swofford added eight tackles and forced a fumble as Joey Sylvester added two sacks.

Myers finishes his Evangel career 5th all-time in Evangel history with 388 total tackles.

Evangel football finishes his third consecutive winning season, and sixth winning season under ninth-year head coach Chuck Hepola. Hepola moves to 61-33 all-time and ranks second all-time at Evangel in wins behind only Keith Barefield's 66 wins.

	BC	EU
FIRST DOWNS		
Total	14	24
Rushing	12	9
Passing	2	13
Penalty	0	2
RUSHING		
Total (Net)	150	190
Attempts	44	36
Avg. Per Rush	3.4	5.3
Rushing TDs	1	2
Yds. Gained	194	198
Yds. Lost	44	8
PASSING		
Total (Net)	108	254
Comp.-Att.-Int.	10-19-0	21-38-1
Avg. / Att.	5.7	6.7
Avg. / Comp.	10.8	12.1
TDs	0	3
TOTAL OFFENSE		
Yards	258	444
Plays	63	74
Avg. / Play	4.1	6.0
Fumbles - Lost	1-1	0-0
Penalties - Yds.	7-63	4-38
MISCELLANEOUS		
Misc. Yards	40	0
Poss. Time	29:46	30:14
3rd. Down Conv.	4 of 15	7 of 14
4th. Down Conversions	1 of 2	1 of 1
Red-Zone: Scores - Chances	2-3	5-6
Sacks: Total - Yds.	1-4	4-27
PAT: Total - Made	2-2	5-5
2PT Conversion: Total - Made	0-0	0-0
Field Goals: Total - Made	1-1	1-2

Rushing Leaders: EU-Eric Williams 17-111; BC-Torrie Curry 18-81

Receiving Leaders: EU-Rafe Darter 5-79; BC-Larry Cherry 3-51

Passing Leaders: EU-Kenneth Spring 21-36-254; BC-DJ Ciers 9-15-105

Tackles: EU-Bradley Myers 9; BC-Josh Ciers 10



The Kansas Collegiate Athletic Conference, commonly called “The Kansas Conference,” is a prominent intercollegiate athletics conference comprised of ten outstanding independent or private institutions of higher education in the state. The origins of the KCAC are traced to February 15, 1890, when the Kansas Intercollegiate Athletic Association became the result of the first successful attempt at organization among Kansas colleges, “to promote and regulate amateur intercollegiate athletics.” At that time the association or conference included not only private universities and colleges but also Kansas Agriculture College (now KSU), Kansas University, and Washburn University. Football seems to have been the major sponsored sport, and Baker University won the championship for the first three or four years. In about 1902 this early association became allied with the Kansas College Athletic Conference, a group which

was the first to adopt a definite set of rules and regulations. It also promoted an annual track and field meet which has continued yearly since, except for World War years. Basketball has been sponsored since 1904. Football was revived in 1907. Tennis began as early as 1912. Golf was added in 1923. By this time the name of the conference had been altered to the Kansas Collegiate Athletic Conference; it had grown to 17 college members and two allied members: Baker, Bethany, Bethel, College of Emporia, Fairmount (now WSU), Friends, Kansas Wesleyan, KSTC of Emporia (now ESU), KSTC of Hays (now FHSU), KSTC of Pittsburg (now PSU), McPherson, Ottawa, St. Benedict’s (now Benedictine), St. Mary’s, Sterling (formerly Cooper), Southwestern, and Washburn, and with St. John’s and Kansas City University (Kansas) as allied members. Kansas University and Kansas Aggies had dropped out earlier to join other conferences. In 1923 the College of Emporia, KSTC of Emporia, KSTC of Hays, KSTC of Pittsburg, Wichita (formerly Fairmount), Southwestern, and Washburn withdrew to form the Central Conference.

The present legal entity comes from a reorganization of the conference when the predecessor Kansas Intercollegiate Athletic Conference formally disbanded on December 1, 1928, and a new conference was formed which again was called the Kansas College Athletic Conference. The members were Baker, Bethany, Kansas Wesleyan, McPherson, Ottawa, and St. Mary’s colleges. At that time sportswriters quickly gave the KCAC league a nickname: the “Little Six,” in contrast to the Big Six (which became Big Eight, now Big 12) which also was organized in 1928. St. Mary’s College was discontinued in 1931. The College of Emporia returned to the fold in 1933, and Bethel was readmitted in 1939. Friends, a former member of the KIAC, was admitted in 1953. Sterling and Southwestern were approved for membership in 1958. In 1968 Tabor College and St. Mary of the Plains College were admitted to make twelve members in the conference, and the conference was organized into Southern and Northern divisions until 1970 -- when Baker, College of Emporia, and Ottawa withdrew to join two separate Missouri-based conferences. In the mid-1970s the formal name was changed again to Kansas Collegiate Athletic Conference. In 1975 women’s intercollegiate athletics were incorporated into programs of the KCAC. Ottawa was readmitted in 1981, bringing the conference membership to 10. In 1992 St. Mary of the Plains College in Dodge City left the conference and eventually closed. In 1999 Saint Mary College-Leavenworth joined to return the KCAC membership to 10 institutions. The conference increased to 12 institutions when it added Oklahoma Wesleyan University and York College to the lineup. The KCAC is an affiliated conference of the National Association of intercollegiate Athletics with headquarters in Kansas City, Missouri. Today the KCAC sponsors conference intercollegiate athletics in football, volleyball, men’s cross country, women’s cross country, men’s soccer, women’s soccer, men’s basketball, women’s basketball, men’s indoor track and field, women’s indoor track and field, men’s outdoor track and field, women’s outdoor track and field, baseball, softball, men’s golf, women’s tennis, and men’s tennis.



Current Members

Avila University - Kansas City, MO - 2018-current - 8	Oklahoma Wesleyan University - Bartlesville, OK - 2015-current - 10
Bethany College - Lindsborg, KS - 1902-current - 123	Ottawa University - Ottawa, KS - 1902-1971, 1982-current - 112
Bethel College - North Newton, KS - 1902-1928, 1939-current - 112	University of Saint Mary - Leavenworth, KS - 1999-current - 26
Evangel University - Springfield, MO - 2023-current - 3	Southwestern College - Winfield, KS - 1902-1923, 1958-current - 88
Friends University - Wichita, KS - 1902-1928, 1953-current - 98	Sterling College - Sterling, KS - 1902-1928, 1958-current - 93
Kansas Wesleyan University - Salina, KS - 1902-current - 123	Tabor College - Hillsboro, KS - 1968-current - 57
McPherson College - McPherson, KS - 1902-current - 123	York University - York, NE - 2016-current - 10

RECORD BOOK



T W O T H O U S A N D A N D T W E N T Y - F I V E

INDIVIDUAL RUSHING RECORDS

Attempts

Game.....	39.....	Tony Dollinger vs. SW Baptist, 1985
Season.....	291.....	Marshall Dos Reis, 2001
Career.....	670.....	Tony Dollinger, 1982-85

Yards

Game.....	300.....	Derrick Clark vs. Missouri Valley, 1993
Season.....	1883.....	Derrick Clark, 1993
Career.....	4229.....	Demetric Phillips, 2002-05

Yards Per Attempt

Game.....	14.1.....	Derrick Clark at Culver-Stockton, 1993 (16-226)
Season.....	7.2.....	Derrick Clark, 1993 (261-1883)
Career.....	6.9.....	Derrick Clark, 1992-93 (502-3507)

Yards Per Game

Season.....	188.3.....	Derrick Clark, 1993 (10-1883)
Career.....	175.4.....	Derrick Clark, 1992-93 (20-3507)

Rushing Touchdowns

Game.....	4.....	Derrick Clark vs. Culver-Stockton, 1992; Derrick Clark at Central Methodist, 1993; LaBarron Burden vs. Graceland, 1999; Marshall Dos Reis vs. Benedictine, 2001; Demetric Phillips vs. Culver-Stockton, 2004; Eric Williams at Saint Mary, 2023
Season.....	22.....	Derrick Clark, 1993; Marshall Dos Reis, 2001
Career.....	40.....	Derrick Clark, 1992-93

Consecutive Games, Rushing TD

.....	20.....	Derrick Clark, 1992-93
-------	---------	------------------------

TEAM RUSHING RECORDS

Rushing yards

Game:	410.....	vs Bethany, 2024
Season.....	2741.....	1993

Rushing Attempts

Game.....	64.....	at Central Missouri, 1979
Season.....	541.....	2001

Rushing TDs

Game	7.....	vs Bethany, 2024
Season.....	35.....	1993

Average yards/rush

Game.....	9.2.....	at Culver-Stockton, 1993
Season.....	5.7.....	1993

Rushing yards/game

Season.....	274.1 (10 games).....	1993
-------------	-----------------------	------



>> Tony Dollinger set Evangel rushing records in the '80s becoming the first 3,000 yard rusher.

ANNUAL RUSHING LEADERS

Year	Player	Att.	Yds	Avg	TD
1977	Randy Stewart	102	416	4.1	1
1978	Randy Stewart	108	542	5.1	5
1979	David Fuller	77	313	4.1	2
1980	Doug Durham	110	518	4.7	3
1981	Ted Borgstadt	158	690	4.4	4
1982	Ted Borgstadt	203	815	4.1	10
1983	Tony Dollinger	207	976	4.7	5
1984	Tony Dollinger	240	1235	5.1	12
1985	Tony Dollinger	193	795	4.1	9
1986	Drew Smith	159	596	3.7	12
1987	Drew Smith	133	382	2.9	3
1988	Doug Miolen	165	651	3.9	4
1989	Doug Miolen	144	536	3.7	6
1990	Eddie McKenzie	167	757	4.5	6
1991	Shawn Monroe	142	686	4.8	1
1992	Derrick Clark	241	1624	6.7	18
1993	Derrick Clark	261	1883	7.2	22
1994	Warren Honore	119	512	4.3	7
1995	Warren Honore	161	837	5.2	5
1996	Terrance Butler	123	778	6.3	4
1997	LaBarron Burden	148	722	4.9	8
1998	LaBarron Burden	119	562	4.7	5
1999	LaBarron Burden	130	599	4.6	13
2000	Marshall Dos Reis	145	838	5.8	4
2001	Marshall Dos Reis	291	1545	5.3	22
2002	Demetric Phillips	123	847	6.9	7
2003	Demetric Phillips	134	824	6.1	7
2004	Demetric Phillips	153	1057	6.9	9
2005	Demetric Phillips	258	1501	5.8	15
2006	Shedrick McClenton	105	700	6.7	5
2007	Shedrick McClenton	173	773	4.5	5
2008	Tysman Richard	49	389	5.0	3
2009	Tommy Meyer	104	493	4.7	1
2010	Tommy Meyer	137	664	4.8	7
2011	Zach Sinclair	112	453	4.0	0
2012	Tommy Meyer	160	934	5.8	8
2013	Brock West	123	524	4.3	2
2014	Brock West	134	800	6.0	3
2015	Brock West	103	422	4.1	5
2016	Cade Wilke	137	517	3.8	3
2017	Zayne Kyser	126	522	4.1	4
2018	Darrius Lee	147	742	5.0	7
2019	Darrius Lee	113	462	4.1	1
2020	Darrius Lee	63	229	3.6	1
2021	Bryce Nyumah	29	320	11.0	2
2022	Sammy Robinson	118	441	3.7	4
2023	Eric Williams	134	751	5.5	9
2024	Eric Williams	196	1077	5.5	11

TOP 3 LONGEST RUNS

Long Runs (scoring)

1. Demetric Phillips vs Central Methodist, 2003.....92
2. Doug Durham at Northeastern State, 1980.....85
3. Tony Dollinger at Lincoln, 1984.....85

Long Runs (non-scoring)

1. Marshall Dos Reis vs. Central Methodist, 2001..... 88
2. Derrick Clark at Baker, 1993..... 78
3. LaBarron Burden vs. Missouri Valley, 1997..... 66

INDIVIDUAL SEASON RUSHING

Season Rushing Yards

1.....	1883	- Derrick Clark (261-1883)	- 1993
2.....	1624	- Derrick Clark (244-1624)	- 1992
3.....	1545	- Marshall Dos Reis (291-1545)	- 2001
4.....	1501	- Demetric Phillips (258-1501)	- 2005
5.....	1235	- Tony Dollinger (240-1235)	- 1984
6.....	1077	- Eric Williams (196-1077)	- 2024
7.....	1057	- Demetric Phillips (153-1057)	- 2004
8.....	976	- Tony Dollinger (207-976)	- 1983
9.....	934	- Tommy Meyer (160-934)	- 2012
10.....	847	- Demetric Phillips (123-847)	- 2002

Season Rushing Attempts

1.....	291	- Marshall Dos Reis (291-1545)	- 2001
2.....	261	- Derrick Clark (261-1883)	- 1993
3.....	258	- Demetric Phillips (258-1501)	- 2005
4.....	244	- Derrick Clark (244-1624)	- 1992
5.....	240	- Tony Dollinger (240-1235)	- 1984
6.....	207	- Tony Dollinger (207-976)	- 1983
7.....	203	- Ted Borgstadt (203-815)	- 1982
8.....	196	- Eric Williams (196-1077)	- 2024
9.....	193	- Tony Dollinger (193-795)	- 1985
10.....	173	- Shedrick McClenton (173-733)	- 2007

Season Rushing TDs

1.....	22	- Marshall Dos Reis	- 2001
.....	22	- Derrick Clark	- 1993
3.....	18	- Derrick Clark	- 1992
4.....	15	- Demetric Phillips	- 2005
5.....	13	- Labarron Burden	- 1999
6.....	12	- Tony Dollinger	- 1984
.....	12	- Drew Smith	- 1986
8.....	11	- Eric Williams - 2024	
9.....	10	- Ted Borgstadt	- 1982
10.....	9	- Eric Williams	- 2023
.....	9	- Demetric Phillips	- 2004
.....	9	- Tony Dollinger	- 1985

Season Average Yards/Rush (min 20 attempts)

1.....	11.03	- Bryce Nyumah (29-320)	- 2021
2.....	8.24	- Otis Brown (71-585)	- 2012
3.....	7.63	- S. McClenton (57-435)	- 2005
4.....	7.21	- Derrick Clark (261-1883)	- 1993
5.....	6.91	- D. Phillips (153-1057)	- 2004
6.....	6.89	- D. Phillips (123-847)	- 2002
7.....	6.86	- Gavin Jones (64-439)	- 1993
8.....	6.67	- S. McClenton (105-700)	- 2006
9.....	6.66	- Derrick Clark (244-1624)	- 1992
10.....	6.51	- Gavin Jones (63-410)	- 1991

Season Rushing Yards/Game (min 5 games)

1.....	188.3	- Derrick Clark (10 games)	- 1993
2.....	162.4	- Derrick Clark (10 games)	- 1992
3.....	151.4	- Eddie McKenzie (5 games)	- 1990
4.....	137.2	- Tony Dollinger (9 games)	- 1984
5.....	128.8	- Marshall Dos Reis (12 games)	- 2001
6.....	125.1	- Demetric Phillips (12 games)	- 2005
7.....	117.4	- Demetric Phillips (9 games)	- 2004
8.....	107.7	- Eric Williams (10 games) - 2024	
9.....	100.0	- Shedrick McClenton (7 games)	- 2006
10.....	99.4	- Tony Dollinger (8 games)	- 1985

INDIVIDUAL CAREER RUSHING

Rushing yards

1.....	4229	- Demetric Phillips (668-4229)	- 2002-05
2.....	3507	- Derrick Clark (505-3507)	- 1992-93
3.....	3193	- Tony Dollinger (698-3193)	- 1981-85
4.....	2951	- Marshall Dos Reis (565-2951)	- 1998-01
5.....	2605	- LaBarron Burden (556-2605)	- 1996-99
6.....	2457	- Tommy Meyer (470-2457)	- 2009-12
7.....	2031	- Shedrick McClenton (376-2031)	- 2004-07
8.....	2011	- Brock West (434-2011)	- 2013-16
9.....	2010	- Warren Honore (409-2010)	- 1992-95
10.....	1940	- Darrius Lee (412-1940)	- 2017-20

Rushing attempts

1.....	698	- Tony Dollinger (698-3193)	- 1981-85
2.....	668	- Demetric Phillips (668-4229)	- 2002-05
3.....	565	- Marshall Dos Reis (565-2951)	- 1998-01
4.....	556	- LaBarron Burden (556-2605)	- 1996-99
5.....	505	- Derrick Clark (505-3507)	- 1992-93
6.....	470	- Tommy Meyer (470-2457)	- 2009-12
7.....	469	- Ted Borgstadt (469-1926)	- 1979-82
8.....	434	- Brock West (434-2011)	- 2013-16
9.....	412	- Darrius Lee (412-1940)	- 2017-20
10.....	409	- Warren Honore (409-2010)	- 1992-95

Rushing TDs

1.....	40	- Derrick Clark	- 1992-93
2.....	38	- Demetric Phillips	- 2002-05
3.....	34	- Marshall Dos Reis	- 1998-01
4.....	31	- LaBarron Burden	- 1996-99
5.....	28	- Tony Dollinger	- 1981-85
6.....	20	- Ted Borgstadt	- 1979-82
.....	20	- Warren Honore	- 1992-95
.....	20	- Eric Williams - 2022-present	
9.....	18	- Tommy Meyer	- 2009-12
10.....	17	- Brett Mitchell	- 2000-03

Average Yards/Rush (min 20 attempts)

1.....	6.94	- Derrick Clark (505-3507)	- 1992-93
2.....	6.52	- Otis Brown (161-1049)	- 2012-14
3.....	6.33	- Demetric Phillips (668-4229)	- 2002-05
4.....	6.33	- T. Buttler (123-778)	- 1996
5.....	6.25	- Gavin Jones (156-975)	- 1991-93
6.....	6.11	- Grady (38-232)	- 1984
7.....	6.08	- Keith Barefield (53-322)	- 1977
8.....	5.72	- Jared Stevens (206-1178)	- 2003-07
9.....	5.40	- Shedrick McClenton (376-2031)	- 2004-07
10.....	5.38	- Eldon Russ (52-280)	- 1979

Rushing Yards/Game (min 5 games)

1.....	175.4	- Derrick Clark (20 games)	- 1992-93
2.....	100.7	- Demetric Phillips (42 games)	- 2002-05
3.....	93.9	- Tony Dollinger (34 games)	- 1981-85
4.....	91.5	- Eddie McKenzie (13 games)	- 1989-90
5.....	79.8	- Marshall Dos Reis (37 games)	- 1998-01
6.....	77.8	- T. Buttler (10 games)	- 1996
7.....	66.5	- Shawn Monroe (16 games)	- 1989-91
8.....	65.1	- LaBarron Burden (40 games)	- 1996-99
9.....	64.7	- Tommy Meyer (38 games)	- 2009-12
10.....	64.2	- Ted Borgstadt (30 games)	- 1979-82

TEAM SINGLE-SEASON

RUSHING RECORDS

Rushing yards

1.....	2741	(477-2741)	- 1993
2.....	2739	(541-2739)	- 2001
3.....	2403	(463-2403)	- 2005
4.....	2250	(511-2250)	- 1980
5.....	2222	(415-2222)	- 1992
6.....	2165	(464-2165)	- 1984
7.....	2123	(414-2123)	- 2002
8.....	2076	(481-2076)	- 1986
9.....	2005	(455-2005)	- 1996
10.....	2002	(379-2002)	- 2024

Rushing Attempts

1.....	541	(541-2739)	- 2001
2.....	511	(511-2250)	- 1980
3.....	481	(481-2076)	- 1986
4.....	477	(477-2741)	- 1993
5.....	476	(476-1686)	- 1985
6.....	464	(464-2165)	- 1984
7.....	463	(463-2403)	- 2005
8.....	461	(461-1544)	- 1994
9.....	460	(460-1428)	- 1988
10.....	455	(455-2005)	- 1996

Rushing TDs

1.....	35	- 1993
2.....	33	- 2001
3.....	28	- 2005
4.....	27	- 1999
5.....	23	- 2024
6.....	22	- 1992
7.....	21	- 2018
.....	21	- 1994
9.....	20	- 1997
10.....	19	- 2023
.....	19	- 2012
.....	19	- 2002
.....	19	- 1986
.....	19	- 1985
.....	19	- 1978

Average yards/rush

1.....	5.75	(477-2741)	- 1993
2.....	5.35	(415-2222)	- 1992
3.....	5.28	(379-2002)	- 2024
4.....	5.19	(463-2403)	- 2005
5.....	5.13	(414-2123)	- 2002
6.....	5.07	(352-1783)	- 1991
7.....	5.06	(541-2739)	- 2001
8.....	4.85	(352-1708)	- 2004
9.....	4.67	(464-2165)	- 1984
10.....	4.63	(411-1901)	- 2012

Rushing yards/game

1.....	274.1	(10 games)	- 1993
2.....	240.6	(9 games)	- 1984
3.....	228.2	(12 games)	- 2001
4.....	222.2	(10 games)	- 1992
5.....	207.6	(10 games)	- 1986
6.....	204.5	(11 games)	- 1980
7.....	200.2	(10 games)	- 2024
.....	200.2	(12 games)	- 2005
9.....	196.2	(9 games)	- 1999
10.....	193.0	(11 games)	- 2002

PASSING RECORDS

INDIVIDUAL PASSING RECORDS

Quarterback Proficiency (100 is average)

Season..... 144.0..... Derek Rasmussen, 2005
 Career..... 136.59..... Eric Black, 1994, 1996-97

Completions

Game..... 33..... Derek Rasmussen at Benedictine, 2007
 Season..... 212..... RJ Wakley, 2023
 Career..... 506..... Brett Mitchell, 2000-03

Attempts

Game..... 61..... Derek Rasmussen at Benedictine, 2007
 Season..... 417..... Don Decker, 1988
 Career..... 993..... Brett Mitchell, 2000-03

Interceptions

Game..... 8..... Ben Kaufman at Benedictine, 1977
 Season..... 24..... Jamie Wines, 1979
 Career..... 55..... Jamie Wines, 1978-79, 81-82

Yards

Game..... 463..... Brett Mitchell vs. MidAmerica Nazarene, 2002
 Season..... 3153..... Brett Mitchell, 2002
 Career..... 8001..... Brett Mitchell, 2000-03

Completion Percentage

Game..... 89.0..... Derek Rasmussen at Avila, 2007 (16-18)
 Season..... 60.1..... Derek Rasmussen, 2007 (209-348)
 Career..... 55.6..... Derek Rasmussen, (502-903)

Yards Per Game

Season..... 286.6..... Brett Mitchell, 2002
 Career..... 206.5..... Eric Black, 1994, 1996-97

Consecutive Completions

..... 11..... Eric Black, 1994
 9..... Doug Miolen vs William Jewell, 1990

Consecutive Passes Without An Interception

..... 104..... Eric Black, 1996
 84..... Eric Black, 1997
 72..... Cameron Hardesty, 2017
 69..... Arlin Stacy, 1983

TOP 3 LONGEST PASSES

Long Pass (scoring)

1. Eric Black to John Dollar at Lindenwood, 1996..... 89
2. Derek Rasmussen to Edward Sands vs.CSC, 2006..... 89
3. Brett Mitchell to Casey Willis vs Cumberland, 2002..... 86

Long Pass (non-scoring)

1. Danny Bowman to Shawn Hill at SE OK, 1984..... 76

INDIVIDUAL SEASON PASSING

Pass Attempts

1. 417 - Don Decker (195-417-16) - 1988*
2. 380 - RJ Wakley (212-380-10) - 2023
3. 379 - Brett Diers (203-379-16) - 2014
4. 375 - Blake Woodard (201-375-12) - 2016
5. 360 - Brett Mitchell (186-360-15) - 2002
6. 351 - Andrew Brimhall (168-351-20) - 2012
7. 348 - Derek Rasmussen (209-348-12) - 2007
8. 348 - Ben Kaufman (147-348-20) - 1978
9. 340 - Brett Mitchell (191-340-19) - 2003
10. 332 - Jamie Wines (141-332-18) - 1982

Pass Completions

1. 212 - RJ Wakley (212-380-10) - 2023
2. 209 - Derek Rasmussen (209-348-12) - 2007
3. 203 - Brett Diers (203-379-16) - 2014
4. 201 - Blake Woodard (201-375-12) - 2016
5. 195 - Don Decker (195-417-16) - 1988
6. 191 - Brett Mitchell (191-340-19) - 2003
7. 186 - Brett Mitchell (186-360-15) - 2002
8. 179 - Richie Roepke (179-327-16) - 2010
9. 171 - Derek Rasmussen (171-312-10) - 2005
10. 170 - Eric Black (170-308-9) - 1997

Passing Yards

1. 3153 - Brett Mitchell (186-360-15) - 2002
2. 2840 - Don Decker (195-417-16) - 1988*
3. 2834 - Andrew Brimhall (168-351-20) - 2012
4. 2761 - RJ Wakley (212-380-10) - 2023
5. 2741 - Brett Mitchell (191-340-19) - 2003
6. 2567 - Derek Rasmussen (171-312-10) - 2005
7. 2507 - Derek Rasmussen (209-348-12) - 2007
8. 2459 - Eric Black (156-317-10) - 1996
9. 2451 - Eric Black (170-308-9) - 1997
10. 2319 - Brett Diers (203-379-16) - 2014

Passing TDs

1. 32 - Don Decker - 1988*
2. 28 - RJ Wakley - 2023
3. 27 - Brett Mitchell - 2002
4. 26 - Eric Black - 1996
5. 25 - Brett Diers - 2014
6. 25 - Derek Rasmussen - 2005
7. 22 - Andrew Brimhall - 2012
8. 21 - Eric Black - 1997
9. 21 - Brett Mitchell - 2003
10. 20 - Cam Hardesty - 2019

Passes Had Intercepted

1. 24 - Jamie Wines (80-172-24) - 1979
2. 20 - Andrew Brimhall (168-351-20) - 2012
- 20 - Ben Kaufman (147-348-20) - 1978
4. 19 - Brett Mitchell (191-340-19) - 2003
- 19 - Ben Kaufman (90-188-19) - 1977
6. 18 - Jamie Wines (141-332-18) - 1982
- 18 - John Skeans (97-178-18) - 1991
8. 17 - John Price (82-199-17) - 1987
9. 16 - Don Decker (195-417-16) - 1988*
- 16 - Richie Roepke (179-327-16) - 2010
- 16 - Brett Diers (203-379-16) - 2014

Pass Completion Pct (min 50)

1. 62.97 - Richie Roepke (148-235-8) - 2008
2. 62.41 - Dyllan Decker (88-141-4) - 2020
3. 60.05 - Derek Rasmussen (209-348-12) - 2007
4. 59.78 - Cam Hardesty (165-276-8) - 2019
5. 58.49 - Brock Roweton (62-106-3) - 1999
6. 58.06 - Brett Diers (36-62-1) - 2013
7. 58.02 - Cam Hardesty (141-243-5) - 2017
8. 57.57 - Isaac Sooter (38-66-2) - 2004
9. **56.25 - Reid Potts (144-256-13) - 2024**
10. 56.17 - Brett Mitchell (191-340-19) - 2003

Pass Efficiency (min 50 attempts)

1. 160.1 - Calvin Bacon (10-21-2) - 2004
2. 149.0 - Brock Roweton (62-106-3) - 1999
3. 148.3 - Dyllan Decker (88-141-4) - 2020
4. 145.9 - Brian McNabb (12-23-1) - 1996
5. 145.0 - Derek Overton (37-68-4) - 1991
6. 144.0 - Derek Rasmussen (171-312-10) - 2005
7. 141.7 - Brett Mitchell (186-360-15) - 2002
8. 140.7 - Brandon Kelley (38-68-0) - 1997
9. 138.7 - Erick Black (170-308-9) - 1997
10. 136.9 - Jake Anders (53-110-7) - 1989

Passing Yards/Game (min 5)

1. 286.6 - Brett Mitchell (11 games) - 2002
2. 274.1 - Brett Mitchell (10 games) - 2003
3. 257.6 - Andrew Brimhall (11 games) - 2012
4. 245.1 - Eric Black (10 games) - 1997
5. 236.7 - Don Decker (12 games) - 1988*
6. 230.0 - RJ Wakley (12 games) - 2023
7. 227.9 - Derek Rasmussen (11 games) - 2007
8. 213.9 - Derek Rasmussen (12 games) - 2005
9. 212.6 - Richie Roepke (10 games) - 2010
10. 210.8 - Brett Diers (11 games) - 2014

INDIVIDUAL CAREER PASSING

Pass Attempts

1. 993 - Brett Mitchell (506-993-46) - 2000-03
2. 949 - Andrew Brimhall (445-949-48) - 2010-13
3. 903 - Derek Rasmussen (501-903-31) - 2004-07
4. 862 - Eric Black (459-862-31) - 1994,96-97
5. 858 - Don Decker (374-858-38) - 1985-88
6. 776 - Cam Hardesty (444-776-24) - 2016-19
7. 722 - Richie Roepke (415-722-28) - 2007-10
8. 701 - Jamie Wines (302-701-55) - 1978-79,81-82
9. 672 - RJ Wakley (359-672-19) - 2020-23
10. 587 - Brett Diers (308-587-23) - 2013-15

Pass Completions

1. 506 - Brett Mitchell (506-993-46) - 2000-03
2. 501 - Derek Rasmussen (501-903-31) - 2004-07
3. 459 - Eric Black (459-862-31) - 1994,96-97
4. 445 - Andrew Brimhall (445-949-48) - 2010-13
5. 444 - Cam Hardesty (444-776-24) - 2016-19
6. 415 - Richie Roepke (415-722-28) - 2007-10
7. 374 - Don Decker (374-858-38) - 1985-88
8. 359 - RJ Wakley (359-672-19) - 2020-23
9. 308 - Brett Diers (308-587-23) - 2013-15
10. 302 - Jamie Wines (302-701-55) - 1978-79,81-82

Passing Yards

1. 8001 - Brett Mitchell (506-993-46) - 2000-03
2. 6814 - Eric Black (459-862-31) - 1994,96-97
3. 6743 - Derek Rasmussen (501-903-31) - 2004-07
4. 6050 - Andrew Brimhall (445-949-48) - 2010-13
5. 5408 - Cam Hardesty (444-776-24) - 2016-19
6. 5201 - Don Decker (374-858-38) - 1985-88
7. 4430 - RJ Wakley (359-672-19) - 2020-23
8. 4284 - Richie Roepke (415-722-28) - 2007-10
9. 3639 - Brandon Kelley (272-536-20) - 1995,97-99
10. 3592 - Jamie Wines (302-701-55) - 1978-79,81-82

Passing TDs

1. 67 - Brett Mitchell - 2000-03
2. 63 - Eric Black - 1994,96-97
3. 58 - Derek Rasmussen - 2004-07
4. 54 - Cam Hardesty - 2016-19
5. 53 - Don Decker - 1985-88
6. 45 - Andrew Brimhall - 2010-13
7. 40 - RJ Wakley - 2020-23
8. 35 - Brett Diers - 2013-15
9. 27 - John Skeans - 1991-93
- 27 - Richie Roepke - 2007-10
- 26 - Dyllan Decker - 2019-21

Passes Had Intercepted

1. 55 - Jamie Wines (302-701-55) - 1978-79,81-82
2. 48 - Andrew Brimhall (445-949-48) - 2010-13
3. 46 - Brett Mitchell (506-993-46) - 2000-03
- 39 - Ben Kaufman (237-536-39) - 1977-78
- 38 - Don Decker (374-858-38) - 1985-88
- 31 - Derek Rasmussen (501-903-31) - 2004-07
- 31 - Eric Black (459-862-31) - 1994, 96-97
- 30 - John Skeans (256-507-30) - 1991-93
- 28 - Richie Roepke (415-722-28) - 2007-10
- 24 - Cam Hardesty (444-776-24) - 2016-19

Pass Completion Pct (min 20 attempts)

1. 57.5 - Richie Roepke (415-722-28) - 2007-10
- 57.2 - Cam Hardesty (444-776-24) - 2016-19
- 56.7 - Isaac Sooter (38-67-2) - 2002,04
- 55.5 - Derek Rasmussen (501-903-31) - 2004-07
- 55.2 - Eric Black (170-308-9) - 1997
- 54.0 - Bo Dean (122-226-8) - 2015
- 53.6 - Blake Woodard (201-375-12) - 2016
- 53.4 - RJ Wakley (359-672-19) - 2020-23
- 53.2 - Eric Black (459-862-31) - 1994,96-97
- 52.5 - Brett Diers (308-587-23) - 2013-15

ANNUAL PASSING LEADERS

Year	Player	Cmp-Att-Int	Yds.	D
1977	Ben Kaufman	90-188-19	1282	9
1978	Ben Kaufman	147-348-20	1826	9
1979	Jamie Wines	80-172-24	909	6
1980	George Skipper	52-135-13	674	3
1981	Jamie Wines	81-189-13	957	2
1982	Jamie Wines	141-332-18	1726	7
1983	Arlin Stacy	70-153-7	757	4
1984	Danny Bowman	45-129-7	700	6
1985	Don Decker	79-195-9	1067	6
1986	Don Decker	49-128-8	727	4
1987	John Price	82-199-17	1410	8
1988*	Don Decker	196-418-8	2914	32
1989	Jake Anders	67-143-9	1135	11
1990	Doug Miolen	100-245-10	1569	16
1991	John Skeans	97-178-18	1228	9
1992	John Skeans	81-172-5	1087	13
1993	John Skeans	78-157-7	1259	5
1994	Eric Black	133-237-12	1904	16
1995	Brian McNabb	89-195-10	1286	10
1996	Eric Black	156-317-10	2459	26
1997	Eric Black	170-308-9	2451	21
1998	Brandon Kelley	129-249-11	1662	11
1999	Brandon Kelley	67-139-6	1040	7
2000	Brock Roweton	91-205-4	1242	11
2001	Brett Mitchell	126-289-12	1545	22
2002	Brett Mitchell	186-360-15	3153	27
2003	Brett Mitchell	133-340-19	2741	21
2004	Ryan Summers	68-155-7	926	8
2005	Derek Rasmussen	172-312-10	2567	25
2006	Derek Rasmussen	110-224-9	1445	11
2007	Derek Rasmussen	209-348-12	2507	19
2008	Richie Roepke	118-235-8	1412	8
2009	Richie Roepke	66-120-4	567	2
2010	Richie Roepke	170-327-16	2126	17
2011	Andrew Brimhall	127-301-14	1428	8
2012	Andrew Brimhall	168-351-20	2834	22
2013	Andrew Brimhall	133-245-10	1643	15
2014	Brett Diers	203-379-16	2319	25
2015	Bo Dean	226-122-8	1370	12
2016	Blake Woodard	201-375-12	2087	14
2017	Cameron Hardesty	141-243-5	1700	16
2018	Cameron Hardesty	138-251-9	1910	18
2019	Cameron Hardesty	165-276-8	1798	20
2020	Dyllan Decker	88-141-4	1183	9
2021	Dyllan Decker	155-285-12	2038	17
2022	RJ Wakley	128-252-7	1439	9
2023	RJ Wakley	212-380-10	2761	28
2024	Reid Potts	144-256-13	1623	14

* later declared ineligible

TEAM PASSING RECORDS

Completions

Game:..... 31 vs Doane, 1997
 vs Bethel (Kan.), 2023
 Season:..... 226 2023

Attempts

Game:..... 61 at Missouri Valley, 1988
 Season 412 2023

Passes Had Intercepted

Game:..... 8 at Benedictine, 1977
 Season:..... 32 1979

Fewest Passes Had Intercepted

Season 4 2000

Passing Yards

Game:..... 463 ..vs MidAmerica Nazarene, 2002
 Season 3,243 2012

Yards Per Completion

Game: 29.10 (10-291) at Central Methodist, 1999
 Season: 16.9 (192-3243) 2012

Completion Percentage

Game: 76.2 (16-21) at Alabama-Birmingham, 1991
 Season: 59.4 (231-389) 2007

TEAM SINGLE-SEASON PASSING RECORDS

Pass Attempts

1. 437 (204-437-19) - 1988
 2. 416 (222-416-19) - 2014
 3. 412 (226-412-13) - 2023
 4. 409 (170-409-26) - 1982
 5. 401 (192-401-23) - 2012

Pass Completions

1. 231 (231-389-12) - 2007
 2. 226 (226-412-13) - 2023
 3. 222 (222-416-19) - 2014
 4. 209 (209-393-14) - 2016
 5. 208 (208-377-9) - 1997

Passing yards

1. 3243 (192-401-23) - 2012
 2. 3153 (188-372-16) - 2002
 3. 2947 (204-437-19) - 1988
 4. 2941 (208-377-9) - 1997
 5. 2876 (226-412-13) - 2023

Passing TDs

1. 34 - 1988
 2. 28 - 1996
 3. 28 - 2023
 4. 27 - 2002
 5. 26 - 1997

Pass completion pct

1. 59.4 (231-389-12) - 2007
 2. 58.4 (118-202-7) - 2020
 3. 58.0 (160-276-5) - 2017
 4. 57.6 (174-302-10) - 2008
 5. 57.2 (195-341-10) - 2019

Passes had intercepted

1. 32 (115-258-32) - 1979
 2. 27 (119-259-27) - 1977
 3. 26 (170-409-26) - 1982
 4. 24 (136-249-24) - 1991
 5. 23 (135-320-23) - 1987
 23 (192-401-23) - 2012
 23 (160-387-23) - 1978

Pass efficiency

1. 143.5 (175-318-11) - 2005
 2. 138.7 (208-377-9) - 1997
 3. 137.1 (188-372-16) - 2002
 4. 136.1 (169-341-11) - 1996
 5. 135.8 (160-276-5) - 2017

Average yards/pass

1. 8.5 (188-372-16) - 2002
 2. 8.3 (175-318-11) - 2005
 3. 8.1 (192-401-23) - 2012
 4. 8.1 (131-247-9) - 1999
 5. 8.0 (191-341-19) - 2003

Average yards/completion

1. 17.1 (101-226-16) - 1989
 2. 16.9 (192-401-23) - 2012
 3. 16.8 (188-372-16) - 2002
 4. 16.5 (128-291-12) - 2001
 5. 16.4 (82-208-14) - 1986

Passing yards/game

1. 294.8 (11 games) - 2012
 2. 286.6 (11 games) - 2002
 3. 274.1 (10 games) - 2003
 4. 267.4 (11 games) - 1997
 5. 245.6 (12 games) - 1988

INDIVIDUAL CAREER PASSING (cont)

Pass Efficiency (min 20 attempts)

1. 138.0 - Derek Overton (48-96-5) - 1990-92
 2. 136.9 - Jake Anders (53-110-7) - 1989
 3. 136.5 - Eric Black (459-862-31) - 1994, 96-97
 4. 132.5 - Derek Rasmussen (501-903-31) - 2004-07
 5. 132.5 - Cam Hardesty (444-776-24) - 2016-19
 6. 132.2 - Dyllan Decker (245-432-16) - 2019-21
 7. 131.6 - Brett Mitchell (506-993-46) - 2000-03
 8. 122.7 - RJ Wakley (359-672-19) - 2020-23
 9. 122.1 - Brock Roweton (157-323-8) - 1997-00
 10. 115.7 - Brandon Kelley (272-536-20) - 1995,97-99

Average Yards/pass (min 20)

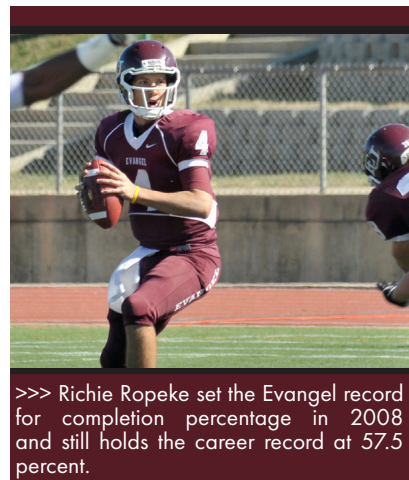
1. 10.0 - Calvin Bacon (10-21-2) - 1978,04-05
 2. 8.5 - Jake Anders (53-110-7) - 1989
 3. 8.4 - Derek Overton (48-96-5) - 1990-92
 4. 8.1 - Brett Mitchell (506-993-46) - 2000-03
 5. 7.9 - Eric Black (459-862-31) - 1994, 96-97
 7.9 - Garret Swann (20-42-3) - 2012
 7. 7.5 - Derek Rasmussen (501-903-31) - 2004-07
 8. 7.0 - John Skeans (256-507-30) - 1991-93
 9. 7.0 - Brock Roweton (157-323-8) - 1997-00

Average Yards/Completion (min 20)

1. 21.1 - Calvin Bacon (10-21-2) - 1978,04-05
 2. 17.6 - Jake Anders (53-110-7) - 1989
 3. 16.9 - Derek Overton (48-96-5) - 1990-92
 4. 16.8 - Danny Bowman (85-241-12) - 1983-84,86
 5. 16.6 - Garret Swann (20-42-3) - 2012
 6. 16.3 - John Price (97-233-20) - 1985,87-88
 7. 16.0 - Doug Miolen (150-362-19) - 1988-90
 8. 15.8 - Brett Mitchell (506-993-46) - 2000-03
 9. 15.5 - Ted Borgstadt (51-128-7) - 1979-82
 10. 14.8 - Eric Black (459-862-31) - 1994,96-97

Passing Yards/Game (min 5 games)

1. 297.8 - John Skeans (12 games) - 1991-93
 2. 206.4 - Eric Black (33 games) - 1994, 96-97
 3. 198.3 - Derek Rasmussen (34 games) - 2004-07
 4. 190.5 - Brett Mitchell (42 games) - 2000-03
 5. 189.7 - Blake Woodard (11 games) - 2016
 6. 172.9 - Andrew Brimhall (35 games) - 2010-13
 7. 172.7 - Ben Kaufman (18 games) - 1977-78
 8. 171.2 - Bo Dean (8 games) - 2015
 9. 163.9 - Cam Hardesty (33 games) - 2016-19



>>> Richie Roepke set the Evangel record for completion percentage in 2008 and still holds the career record at 57.5 percent.

RECEIVING RECORDS

INDIVIDUAL RECEIVING RECORDS

Receptions

Game.....13.....Jason Myers vs. Baker, 1998
 Season.....85.....Otis Brown, 2014
 Career.....173.....Dillon Hester, 2021-23

Yards

Game.....307.....Anthony Ray vs William Jewell, 1990
 Season.....1283.....Jesse Vaughn, 2012
 Career.....2719.....Anthony Ray, 1988-1991

Yards Per Reception

Game.....47.7.....Jesse Vaughn at CSC, 2012 (4-191)
 Season.....30.9.....James Feazell, 1988 (23-710)
 Career.....28.2.....James Feazell, 1986-88,92 (72-2030)

Yards Per Game

Season.....121.0.....Jon Ferguson, 1977 (9-1089)
 Career.....75.8.....Dillon Hester, 2021-23 (33-2504)

Consecutive Games With A Reception

.....32.....Brady Collier, 2015-18
24.....Reggie Brock, 1978-80
24.....John Dollar, 1995-97

Consecutive Seasons With A Reception Every Game

.....2.....Reggie Brock, 1978 and 1979
2.....John Dollar, 1996 and 1997
2.....Dillon Hester, 2022 and 2023

TOP 3 LONGEST RECEPTIONS

Long Reception (scoring)

1. John Dollar from E Black at Lindenwood, 1996.....89
2. Edwards Sands from Derek Rasmussen vs. CSC, 2006.....86
3. Casey Willis from Brett Mitchell vs Cumberland, 2002.....86
4. Shawn Bailey from Brett Mitchell vs Lindenwood, 2003.....85

Long Pass (non-scoring)

1. Shawn Hill from Danny Bowman at SE OK, 1984.....76

INDIVIDUAL SEASON RECEIVING

Pass reception yards

- 1.....1258 - Jesse Vaughn (59-1258) - 2012
- 2.....1119 - Dimitrius Breedlove (53-1119) - 2001
- 3.....1089 - Jon Ferguson (59-1089) - 1977
- 4.....1088 - Shawn Bailey (60-1088) - 2003
- 5.....1057 - Dillon Hester (73-1057) - 2023
- 6.....1046 - Otis Brown (85-1046) - 2014
- 7.....965 - Anthony Ray (45-965) - 1990
- 8.....933 - Anthony Ray (36-933) - 1989
- 9.....928 - Shawn Bailey (47-928) - 2002
- 10.....927 - John Dollar (42-927) - 1996

Pass receptions

- 1.....85 - Otis Brown (85-1046) - 2014
- 2.....73 - Dillon Hester (73-1057) - 2023
- 3.....66 - Jon Ferguson (66-779) - 1978
- 4.....62 - Jesse Vaughn (62-763) - 2013
- 5.....60 - Shawn Bailey (60-1088) - 2003
- 6.....59 - Jesse Vaughn (59-1258) - 2012
- 7.....59 - Jon Ferguson (59-1089) - 1977
- 8.....57 - Jared Stevens (57-670) - 2007
-57 - Dillon Hester (57 - 802) - 2022
- 10.....56 - Jason Myers (56-793) - 1997

Pass reception TDs

- 1.....16 - James Feazell - 1988
- 2.....13 - Anthony Ray - 1990
-13 - Dimitrius Breedlove - 2001
-13 - Dillon Hester - 2023
- 5.....12 - Jesse Vaughn - 2013
-12 - Shawn Bailey - 2003
- 7.....11 - John Dollar - 1996
-11 - John Dollar - 1997
- 9.....10 - Micah Cravalho - 2005
-10 - Brandon Schmidly - 1996

Average yards/catch (min 5 receptions)

- 1.....33.00 - Brian Thorpe (7-231) - 1999
- 2.....30.80 - Shawn Hill (5-154) - 1984
- 3.....29.86 - James Feazell (29-866) - 1988
- 4.....29.60 - Aaron Ring (5-148) - 1995
- 5.....29.00 - Brian Hartzler (10-290) - 2004
- 6.....28.57 - Darius Ford (7-200) - 1993
- 7.....28.05 - James Feazell (21-589) - 1986
- 8.....27.30 - Dimitrius Breedlove (10-273) - 1998
- 9.....26.68 - Brian Hartzler (22-587) - 2005
- 10.....26.38 - James Feazell (24-633) - 1987

ANNUAL RECEIVING YARDS LEADERS

Year	Player	Yds.	Rec.	Avg.	TD
1977	Jon Ferguson	1089	59	18.5	9
1978	Jon Ferguson	779	66	11.8	0
1979	Reggie Brock	353	30	11.8	3
1980	Reggie Brock	295	23	12.8	2
1981	Ted Borgstadt	272	27	10.1	1
1982	Todd Breske	660	40	16.5	3
1983	George Skipper	425	27	15.7	5
1984	Kevin Kerbo	252	17	14.8	6
1985	Wes Welch	338	21	16.1	2
1986	James Feazell	589	21	28.1	5
1987	James Feazell	633	24	26.4	6
1988	James Feazell	866	29	29.8	16
1989	Anthony Ray	933	41	21.7	9
1990	Anthony Ray	965	45	21.4	13
1991	Anthony Ray	754	39	19.3	4
1992	Gavin Jones	508	47	10.8	3
1993	Gavin Jones	324	25	13.0	1
1994	Brandon Schmidly	803	42	19.1	3
1995	Brandon Schmidly	518	25	20.7	5
1996	John Dollar	927	42	22.1	11
1997	John Dollar	819	50	16.4	1
1998	Aaron Ring	518	39	13.3	5
1999	Jeremy Byrd	569	43	13.2	3
2000	Dimitrius Breedlove	345	16	21.6	4
2001	Dimitrius Breedlove	1119	53	21.1	13
2002	Shawn Bailey	928	47	19.7	8
2003	Shawn Bailey	1088	60	18.1	12
2004	William White	493	25	19.7	6
2005	Micah Cravalho	719	45	16.0	10
2006	Edward Sands	590	36	16.4	7
2007	Jared Stevens	670	57	11.8	3
2008	Edward Sands	625	36	17.4	7
2009	Edward Sands	220	14	15.7	2
2010	Lim Windham	502	39	12.9	5
2011	Freddie Brown	407	30	13.6	2
2012	Jesse Vaughn	1283	60	21.4	8
2013	Jesse Vaughn	763	62	12.3	12
2014	Otis Brown	1046	11	12.3	9
2015	Dallas Hester	734	40	18.4	6
2016	Noah Pierce	402	29	13.9	2
2017	Dallas Hester	619	39	15.9	5
2018	Dallas Hester	628	41	15.3	1
2019	Jansen Acklin	728	45	16.2	8
2020	Josh Tips	514	29	17.7	4
2021	Dillon Hester	645	43	15.0	5
2022	Dillon Hester	802	57	14.0	7
2023	Dillon Hester	1057	73	14.4	13
2024	Broc Lyle	466	42	11.1	8

INDIVIDUAL CAREER RECEIVING

Pass reception yards

- 1.....2719 - Anthony Ray (125-2719) - 1988-91
- 2.....2639 - Brandon Schmidly (148-2639) - 1994-97
- 3.....2504 - Dillon Hester (173-2504) - 2021-23
- 4.....2304 - Dallas Hester (146-2304) - 2015-18
- 5.....2284 - Jesse Vaughn (145-2284) - 2010-13
- 6.....2265 - John Dollar (126-2265) - 1994-97
- 7.....2245 - Shawn Bailey (127-2245) - 2000-03
- 8.....2186 - James Feazell (78-2186) - 1986-88,92
- 9.....2085 - Dimitrius Breedlove (94-2085) - 1998-01
- 10.....1868 - Jon Ferguson (125-1868) - 1977-78

Pass receptions

- 1.....173 - Dillon Hester (173-2504) - 2021-23
- 2.....148 - Brandon Schmidly (148-2639) - 1994-97
- 3.....146 - Dallas Hester (146-2304) - 2015-18
- 4.....145 - Jesse Vaughn (145-2284) - 2010-13
- 5.....129 - Brady Collier (129-1403) - 2015-18
- 6.....127 - Shawn Bailey (127-2245) - 2000-03
- 7.....126 - John Dollar (126-2265) - 1994-97
- 8.....125 - Anthony Ray (125-2719) - 1988-91
- 9.....125 - Jon Ferguson (125-1868) - 1977-78
-125 - Otis Brown (125-1639) - 2012-14

Pass reception TDs

- 1.....29 - James Feazell - 1986-88,92
- 2.....27 - Dimitrius Breedlove - 1998-01
-27 - Anthony Ray - 1988-91
- 4.....25 - Dillon Hester - 2021-23
- 5.....24 - Brandon Schmidly - 1994-97
-24 - John Dollar - 1994-97
- 7.....22 - Jesse Vaughn - 2010-13
- 8.....20 - Shawn Bailey - 2000-03
- 9.....16 - Edward Sands - 2006,08-10
- 10.....15 - Broc Lyle - 2023-present
-15 - Brady Collier - 2015-18
-15 - Otis Brown - 2012-14

ANNUAL RECEIVING REC. LEADERS

Year	Player	Rec.	Yds.	Avg.	TD
1977	Jon Ferguson	59	1089	18.5	9
1978	Jon Ferguson	66	779	11.8	0
1979	Reggie Brock	30	353	11.8	3
1980	Reggie Brock	23	295	12.8	2
1981	Ted Borgstadt	27	272	10.1	1
1982	Todd Breske	40	660	16.5	3
1983	George Skipper	27	425	15.7	5
1984	Kevin Kerbo	17	252	14.8	6
1985	Wes Welch	21	338	16.1	
1986	Chris Abrahamson	27	381	14.1	2
1987	Ron Harris	27	302	11.2	0
1988	Matt Stringer	48	660	13.7	6
1989	Anthony Ray	41	933	22.7	9
1990	Anthony Ray	45	965	21.4	13
1991	Gavin Jones	44	369	8.4	6
1992	Gavin Jones	47	508	10.8	3
1993	Gavin Jones	25	324	13.0	1
1994	Brandon Schmidly	42	803	19.1	3
1995	John Dollar	27	404	15.0	2
	Warren Honore	27	273	10.1	1
1996	John Dollar	42	927	22.1	11
1997	Jason Myers	56	793	14.2	4
1998	Aaron Ring	39	518	13.3	5
1999	Jeremy Byrd	43	569	13.2	3
2000	Justin Skaggs	22	295	13.4	4
2001	Dimitrius Breedlove	53	1119	21.1	13
2002	Greg Garka	55	838	15.2	8
2003	Shawn Bailey	60	1088	18.1	12
2004	William White	25	493	19.7	6
2005	Micah Cravalho	45	719	16.0	10
2006	Edward Sands	36	590	16.4	7
2007	Jared Stevens	57	670	11.8	3
2008	Edward Sands	36	625	17.4	7
2009	Freddie Brown	22	184	8.4	0
2010	Lim Windham	39	502	12.9	5
2011	Freddie Brown	30	407	13.6	2
2012	Jesse Vaughn	60	1283	21.4	8
2013	Jesse Vaughn	62	763	12.2	12
2014	Otis Brown	85	1046	12.3	9
2015	Brady Collier	42	398	9.5	5
2016	Brady Collier	36	253	7.0	1
2017	Dallas Hester	39	619	15.9	5
2018	Dallas Hester	41	628	15.3	1
2019	Jansen Acklin	45	728	16.2	8
2020	Josh Tips	29	514	17.7	4
2021	Dillon Hester	43	645	15.0	5
2022	Dillon Hester	57	802	14.0	7
2023	Dillon Hester	73	1057	14.4	13
2024	Broc Lyle	42	466	11.1	8

TEAM SINGLE-SEASON RECEIVING CHART

SEASON	g	rec	yards	td	long	rec/g	avg/c	avg/g
2007	11	231	2686	19	66	21.0	11.6	244.2
2023	12	229	2931	29	73	19.0	12.8	244.2
2014	11	222	2502	25	82	20.2	11.3	227.5
2016	11	209	2158	15	83	19.0	10.3	196.2
1997	11	208	2941	26	72	18.9	14.1	267.4
1988	12	204	2947	32	80	17.0	14.4	245.6
2010	10	196	2271	17	68	19.6	11.6	227.1
2019	11	195	2258	24	0	17.7	11.6	205.3
2012	11	193	3257	23	81	17.5	16.9	296.1
2003	10	191	2741	21	85	19.1	14.4	274.1
2015	11	191	2127	18	77	17.4	11.1	193.4



>>> Micah Cravalho was the NAIA Player of the Year as a returner during the 2005 championship season for Evangel. Cravalho led the NAIA in return yards as he was also an All-Heart of America selection.



>>> Jesse Vaughn led Evangel and the Heart of America Athletic Conference in receiving in 2012 and 2013. He also led Evangel in punt return and kickoff return yards as he was named First Team NAIA All-American in 2012.

TOTAL OFFENSE RECORDS

TOTAL OFFENSE

Plays

Game..... 66..... Eric Black vs. Doane, 1997
 Season..... 512..... Brett Mitchell, 2002
 Career..... 1347..... Brett Mitchell, 2000-03

Yards

Game..... 499..... Brett Mitchell vs. MNU, 2002
 Season..... 3801..... Brett Mitchell, 2002
 Career..... 9494..... Brett Mitchell, 2000-03

Yards Per Play

Game..... 14.1..... Derrick Clark at Culver-Stockton, 1993 (16-226)
 Season..... 7.4..... Brett Mitchell, 2002 (512-3801)
 Career..... 7.1..... Brett Mitchell, 2000-03 (1347-9494)

Yards Per Game

Season..... 345.6..... Brett Mitchell, 2002 (11-3801)
 Career..... 226.1..... Brett Mitchell, 2000-03 (42-9494)

ALL-PURPOSE

Attempts

Game..... 42..... Tony Dollinger at Harding, 1984
 Season..... 301..... Marshall Dos Reis, 2001
 Career..... 767..... Tony Dollinger, 1982-85

Yards

Game..... 327..... Anthony Ray vs William Jewell, 1990
 Season..... 2074..... Derrick Clark, 1993
 Career..... 4892..... Demetric Phillips, 2002-05

INDIVIDUAL SEASON TOTAL OFFENSE

Total offense yards

1..... 3801 - Brett Mitchell (512-3801) - 2002
 2..... 3097 - RJ Wakley (464-3097) - 2023
 3..... 2936 - Andrew Brimhall (417-2936) - 2012
 4..... 2910 - Brett Mitchell (436-2910) - 2003
 5..... 2885 - Don Decker (491-2885) - 1988
 6..... 2710 - Brett Mitchell (392-2710) - 2001
 7..... 2549 - Eric Black (383-2549) - 1997
 8..... 2483 - Derek Rasmussen (371-2483) - 2007
 9..... 2480 - Eric Black (381-2480) - 1996
 10..... 2440 - Derek Rasmussen (348-2440) - 2005

Total offense/game (min 5 games)

1..... 345.5 - Brett Mitchell (11 games) - 2002
 2..... 291.0 - Brett Mitchell (10 games) - 2003
 3..... 266.9 - Andrew Brimhall (11 games) - 2012
 4..... 258.0 - RJ Wakley (12 games) - 2023
 5..... 254.9 - Eric Black (10 games) - 1997
 6..... 240.9 - Andrew Brimhall (8 games) - 2013
 7..... 240.4 - Don Decker (12 games) - 1988
 8..... 225.8 - Brett Mitchell (12 games) - 2001
 9..... 225.7 - Derek Rasmussen (11 games) - 2007
 10..... 211.5 - Brett Diers (11 games) - 2014

All purpose yards

1..... 2074 - Derrick Clark - 1993
 2..... 1762 - Derrick Clark - 1992
 3..... 1747 - Micah Cravalho - 2005
 4..... 1690 - Demetric Phillips - 2005
 5..... 1622 - Tony Dollinger - 1984
 6..... 1620 - Jesse Vaughn - 2012
 7..... 1617 - Marshall Dos Reis - 2001
 8..... 1505 - Anthony Ray - 1990
 9..... 1372 - Shawn Bailey - 2003
 10..... 1310 - Dillon Hester - 2022

All purpose yards/game (min 5 games)

1..... 207.4 - Derrick Clark (10 games) - 1993
 2..... 190.4 - Eddie McKenzie (5 games) - 1990
 3..... 189.0 - Eric Collins (6 games) - 1980
 4..... 180.2 - Tony Dollinger (9 games) - 1984
 5..... 176.2 - Derrick Clark (10 games) - 1992
 6..... 147.3 - Jesse Vaughn (11 games) - 2012
 7..... 145.6 - Micah Cravalho (12 games) - 2005
 8..... 140.8 - Demetric Phillips (12 games) - 2005
 9..... 137.2 - Shawn Bailey (10 games) - 2003
 10..... 134.8 - Marshall Dos Reis (12 games) - 2001

TEAM TOTAL OFFENSE

Plays

Game..... 95..... at Liberty Baptist, 1981
 Season..... 855..... 2023

Yards

Game..... 688..... vs. Benedictine, 2012
 Season..... 5274..... 2002

Yards Per Play

Game..... 8.79..... at C Methodist, 1999 (59-519)
 Season..... 6.7..... 2002 (786-5274)

Yards Per Game

Season..... 479.5..... 2002 (11-5274)

INDIVIDUAL CAREER TOTAL OFFENSE

Total offense yards

1..... 9494 - Brett Mitchell (1347-9494) - 2000-03
 2..... 6858 - Eric Black (1061-6858) - 1994,96-97
 3..... 6537 - Andrew Brimhall (1146-6537) - 2010-13
 4..... 6485 - Derek Rasmussen (992-6485) - 2004-07
 5..... 5314 - Cam Hardesty (880-5314) - 2016-19
 6..... 5010 - RJ Wakley (826-5010) - 2020-23
 7..... 4998 - Don Decker (1017-4998) - 1985-88
 8..... 4229 - Demetric Phillips (668-4229) - 2002-05
 9..... 4137 - Richie Roepke (875-4137) - 2007-10
 10..... 3875 - Doug Miolen (769-3875) - 1988-90

TDs responsible for

1..... 85 - Brett Mitchell - 2000-03
 2..... 74 - Eric Black - 1994,96-97
 3..... 61 - Derek Rasmussen - 2004-07
 4..... 58 - Cam Hardesty - 2016-19
 5..... 56 - Don Decker - 1985-88
 6..... 55 - Andrew Brimhall - 2010-13
 7..... 46 - RJ Wakley - 2020-23
 8..... 44 - Derrick Clark - 1992-93
 9..... 40 - Demetric Phillips - 2002-05
 10..... 37 - Brett Diers - 2013-15
 37 - Marshall Dos Reis - 1998-01

Total offense/game (min 5 games)

1..... 275.5 - John Skeans (12 games) - 1991-93
 2..... 226.0 - Brett Mitchell (42 games) - 2000-03
 3..... 207.8 - Eric Black (33 games) - 1994,96-97
 4..... 199.3 - Blake Woodard (11 games) - 2016
 5..... 191.4 - Bo Dean (8 games) - 2015
 6..... 190.7 - Derek Rasmussen (34 games) - 2004-07
 7..... 186.8 - Andrew Brimhall (35 games) - 2010-13
 8..... 175.4 - Derrick Clark (20 games) - 1992-93
 9..... 175.3 - Ben Kaufman (18 games) - 1977-78

Total offense/play (min 50 plays)

1..... 7.05 - Brett Mitchell (1347-9494) - 2000-03
 2..... 6.92 - Jake Anders (135-934) - 1989
 3..... 6.90 - Derrick Clark (508-3507) - 1992-93
 4..... 6.81 - Otis Brown (167-1138) - 2012-14
 5..... 6.79 - Derek Overton (161-1093) - 1990-92
 6..... 6.54 - Derek Rasmussen (992-6485) - 2004-07
 7..... 6.46 - Eric Black (1061-6858) - 1994,96-97
 8..... 6.40 - George Skipper (114-730) - 1979-80,82-83
 9..... 6.33 - Demetric Phillips (668-4229) - 2002-05

All purpose yards

1..... 4893 - Demetric Phillips - 2002-05
 2..... 4571 - Tony Dollinger - 1981-85
 3..... 3836 - Derrick Clark - 1992-93
 4..... 3677 - Dillon Hester - 2021-23
 5..... 3479 - Anthony Ray - 1988-91
 6..... 3461 - Jesse Vaughn - 2010-13
 7..... 3411 - Tommy Meyer - 2009-12
 8..... 3253 - Marshall Dos Reis - 1998-01
 9..... 3251 - Brock West - 2013-16
 10..... 3115 - Eric Collins - 1977-80

All purpose yards/game (min 5 games)

1..... 191.8 - Derrick Clark (20 games) - 1992-93
 2..... 148.9 - Gavin Jones (20 games) - 1991-93
 3..... 134.4 - Tony Dollinger (34 games) - 1981-85
 4..... 128.9 - Anthony Ray (27 games) - 1988-91
 5..... 116.5 - Demetric Phillips (42 games) - 2002-05
 6..... 111.6 - Jesse Vaughn (31 games) - 2010-13
 7..... 111.4 - Dillon Hester (33 games) - 2021-23
 8..... 110.2 - Eddie McKenzie (13 games) - 1989-90
 9..... 100.2 - Otis Brown (31 games) - 2012-14
 10..... 98.3 - Jon Ferguson (19 games) - 1977-78

ANNUAL TOTAL OFFENSE LEADERS

Year	Player	Plays	Yards	Avg.
1977	Ben Kaufman	238	1229	5.2
1978	Ben Kaufman	348	1708	4.9
1979	Jamie Wines	218	879	4.1
1980	Ted Borgstadt	125	632	5.1
1981	Jamie Wines	237	881	3.7
1982	Jamie Wines	380	1676	4.4
1983	Tony Dollinger	210	976	4.6
1984	Tony Dollinger	244	1278	5.2
1985	Don Decker	232	942	4.1
1986	Danny Bowman	130	802	6.2
1987	John Price	213	1347	6.3
1988*	Doug Miolen	204	984	4.8
1989	Doug Miolen	258	1328	5.1
1990	Doug Miolen	347	1848	5.3
1991	John Skeans	202	1126	5.6
1992	Derrick Clark	244	1624	6.7
1993	Derrick Clark	264	1883	7.1
1994	Eric Black	297	1829	6.2
1995	Brian McNabb	216	1219	5.6
1996	Eric Black	381	2480	6.5
1997	Eric Black	383	2549	6.7
1998	Brandon Kelley	291	1646	5.7
1999	Brock Roweton	202	1399	6.9
2000	Brock Roweton	301	1410	4.7
2001	Brett Mitchell	392	2710	6.9
2002	Brett Mitchell	512	3801	7.4
2003	Brett Mitchell	436	2910	6.7
2004	Demetric Phillips	153	1057	6.9
2005	Derek Rasmussen	348	2440	7.1
2006	Derek Rasmussen	252	1346	5.3
2007	Derek Rasmussen	371	2483	6.7
2008	Richie Roepke	284	1344	4.7
2009	Freddie Brown	197	704	3.6
2010	Richie Roepke	386	1993	5.2
2011	Andrew Brimhall	372	1531	4.1
2012	Andrew Brimhall	417	2936	7.0
2013	Andrew Brimhall	294	1927	6.6
2014	Brett Diers	417	2327	5.6
2015	Bo Dean	294	1531	5.2
2016	Blake Woodard	462	2192	4.7
2017	Cameron Hardesty	279	1700	5.7
2018	Cameron Hardesty	282	1910	6.7
2019	Cameron Hardesty	307	1824	5.9
2020	Dyllan Decker	199	1202	6.0
2021	Dyllan Decker	368	2136	5.8
2022	RJ Wakley	313	1634	5.2
2023	RJ Wakley	464	3097	6.6
2024	Reid Potts	294	1772	6.0

*Don Decker, later declared ineligible, had 347 plays, 2352 yards, 6.8 average

TEAM SINGLE-SEASON TOTAL OFFENSE

Total offense yards		Total offense/play	
1.....	5276 (786-5276) - 2002	1.....	6.71 (786-5276) - 2002
2.....	5144 (812-5144) - 2012	2.....	6.44 (781-5033) - 2005
3.....	5033 (781-5033) - 2005	3.....	6.33 (812-5144) - 2012
4.....	4851 (832-4851) - 2001	4.....	6.22 (645-4009) - 1993
5.....	4818 (855-4818) - 2023	5.....	6.17 (601-3711) - 1991
6.....	4682 (796-4682) - 1996	6.....	6.04 (686-4144) - 2003
7.....	4375 (897-4375) - 1988	7.....	5.88 (796-4682) - 1996
8.....	4291 (734-4291) - 1997	8.....	5.85 (734-4291) - 1997
9.....	4144 (686-4144) - 2003	9.....	5.83 (832-4851) - 2001
10.....	4122 (775-4122) - 2014	10.....	5.82 (689-4011) - 2024
TDs responsible for		All purpose yards	
1.....	84 - 1988	1.....	6932 - 2005
2.....	83 - 2005	2.....	6518 - 2002
3.....	78 - 1996	3.....	6432 - 2012
4.....	76 - 2001	4.....	6393 - 2001
5.....	76 - 2002	5.....	5935 - 1996
6.....	75 - 1997	6.....	5614 - 1997
7.....	69 - 2012	7.....	5433 - 2023
8.....	66 - 2019	8.....	5171 - 2014
9.....	59 - 2014	9.....	5165 - 2007
10.....	58 - 1999	10.....	5160 - 2003
.....	58 - 2018		
.....	58 - 2003		
Total offense/game		All purpose yards/game	
1.....	479.6 (11 games) - 2002	1.....	592.5 (11 games) - 2002
2.....	467.6 (11 games) - 2012	2.....	584.7 (11 games) - 2012
3.....	419.4 (12 games) - 2005	3.....	577.7 (12 games) - 2005
4.....	417.3 (9 games) - 1999	4.....	532.8 (12 games) - 2001
5.....	414.4 (10 games) - 2003	5.....	524.0 (9 games) - 1999
6.....	404.2 (12 games) - 2001	6.....	516.0 (10 games) - 2003
7.....	401.5 (12 games) - 2023	7.....	512.2 (10 games) - 2004
8.....	401.1 (10 games) - 2024	8.....	510.4 (11 games) - 1997
9.....	400.9 (10 games) - 1993	9.....	504.2 (10 games) - 1993
10.....	390.2 (12 games) - 1996	10.....	494.6 (12 games) - 1996



>>> Brett Mitchell was the 2002 Heart Offensive Player of the Year and named NAIA All-American at quarterback. Mitchell set 13 new records for Evangel in '02.

INDIVIDUAL SCORING

Total Touchdowns

Game..... 5 Eric Williams at Saint Mary, 2023
 Season..... 23 Derrick Clark, 1993
 Marshall Dos Reis, 2001
 Career..... 44 Derrick Clark, 1992-93

Passing Touchdowns

Game..... 5 Jake Anders at Culver-Stockton, 1989
 Cameron Hardesty at Culver-Stockton (9/16/17)
 Season..... 28 RJ Wakley, 2023
 Career..... 67 Brett Mitchell, 2000-03

Receiving Touchdowns

Game..... 4 Anthony Ray at Culver-Stockton, 1989
 Brian Hartzler vs. Missouri Valley, 2005
 Mitch McHenry at Central Methodist, 2012
 Season..... 16 James Feazell, 1988
 Career..... 29 James Feazell, 1986-88; 92

Rushing Touchdowns

Game..... 4 Derrick Clark vs. Culver-Stockton, 1992;
 Derrick Clark at Central Methodist, 1993;
 LaBarron Burden vs. Graceland, 1999;
 Marshall Dos Reis vs. Benedictine, 2001;
 Demetric Phillips vs. Culver-Stockton, 2004;
 Eric Williams at Saint Mary, 2023
 Season..... 22 Derrick Clark, 1993;
 Marshall Dos Reis, 2001
 Career..... 40 Derrick Clark, 1992-93

Points

Game..... 30 Eric Williams at Saint Mary, 2023
 Season..... 138 Derrick Clark (TB), 1993;
 Marshall Dos Reis (TB), 2001
 Career..... 264 Derrick Clark (TB), 1992-93

INDIVIDUAL SEASON SCORING

SCORING

Total points scored

1..... 138 - Derrick Clark (23 TD) - 1993
 138 - Marshall Dos Reis (23 TD) - 2001
 3..... 126 - Derrick Clark (21 TD) - 1992
 4..... 96 - James Feazell (16 TD) - 1988
 96 - Demetric Phillips (16 TD) - 2005
 6..... 90 - Micah Cravalho (15 TD) - 2005
 7..... 88 - David Peppelman (49 PAT, 13 FG) - 2001
 8..... 80 - Tony Dollinger (13 TD, 1 PAT) - 1984
 9..... 78 - Anthony Ray (13 TD) - 1990
 78 - Labarron Burden (13 TD) - 1999
 78 - Dimitrius Breedlove (13 TD) - 2001
 78 - Dillon Hester (13 TD) - 2023
 78 - Eric Williams (13 TD) - 2023
..... 78 - Eric Williams (13 TD) - 2024
..... 78 - Jonah Edwards (36 PAT, 14 FG) - 2024

Touchdowns scored

1..... 23 - Derrick Clark (22 rush, 1 rcv) - 1993
 23 - Marshall Dos Reis (22 rush, 1 rcv) - 2001
 3..... 21 - Derrick Clark (18 rush, 3 rcv) - 1992
 4..... 16 - James Feazell (16 rcv) - 1988
 16 - Demetric Phillips (15 rush, 1 rcv) - 2005
 6..... 15 - Micah Cravalho (1 rush, 10 rcv, 4 ret) - 2005
 7..... 13 - Anthony Ray (13 rcv) - 1990
 13 - Labarron Burden (13 rush) - 1999
 13 - Tony Dollinger (12 rush, 1 ret) - 1984
 13 - Dimitrius Breedlove (13 rcv) - 2001
 13 - Dillon Hester (13 rcv) - 2023
 13 - Eric Williams (9 rcv, 4 rush) - 2023
..... 13 - Eric Williams (11 rush, 2 rcv) - 2024

EXTRA POINTS

PAT kicks made

1..... 50 - Eric Brown (50-53) - 2005
 2..... 49 - David Peppelman (49-54) - 2001
 3..... 44 - Drew O'Cain (44-46) - 2012
 4..... 42 - Eric Apgar (42-45) - 1996
 5..... 41 - Doug Volin (41-45) - 1997
 6..... 40 - David Peppelman (40-45) - 2002
 7..... 39 - Kirk Spain (39-41) - 1988
 39 - Jonah Edwards (39-41) - 2023
 9..... 36 - Derek Roberts (36-37) - 2017
 36 - Justice Webber (36-39) - 2019
..... 36 - Jonah Edwards (36-36) - 2024

PAT kicks attempted

1..... 54 - David Peppelman (49-54) - 2001
 2..... 53 - Eric Brown (50-53) - 2005
 3..... 46 - Drew O'Cain (44-46) - 2012
 4..... 45 - Eric Apgar (42-45) - 1996
 45 - David Peppelman (40-45) - 2002
 45 - Doug Volin (41-45) - 1997
 7..... 41 - Kirk Spain (39-41) - 1988
 41 - Jonah Edwards (39-41) - 2023

9..... 39 - Justice Webber (36-39) - 2019
 10..... 37 - Derek Roberts (36-37) - 2017

PAT kick pct (min 10 attempts)

1..... 100.0 - Jonah Edwards (36-36) - 2024
 100.0 - Derek Roberts (28-28) - 2016
 100.0 - Chris Nowels (24-24) - 1990
 100.0 - Drew O'Cain (15-15) - 2011
 5..... 97.3 - Derek Roberts (36-37) - 2017
 6..... 96.0 - Jonah Edwards (24-25) - 2022
 7..... 95.7 - Doug Volin (22-23) - 1999
 95.7 - Drew O'Cain (44-46) - 2012
 9..... 95.1 - Kirk Spain (39-41) - 1988
 95.1 - Jonah Edwards (39-41) - 2023

FIELD GOALS

Field goals made

1..... 14 - Drew O'Cain (14-19) - 2010
 14 - Cam Mortazavi (14-20) - 2014
..... 14 - Jonah Edwards (14-15) - 2024
 4..... 13 - David Peppelman (13-20) - 2001
 5..... 12 - Chris Nowels (12-20) - 1990
 12 - Derek Roberts (12-17) - 2016
 12 - Jonah Edwards (12-16) - 2023
 8..... 11 - Drew O'Cain (11-16) - 2011
 11 - Chris Nowels (11-19) - 1992
 10..... 10 - Derek Roberts (10-15) - 2017
 10 - Drew O'Cain (10-19) - 2012
 10 - Eric Apgar (10-22) - 1996

Field goals attempted

1..... 22 - Eric Apgar (10-22) - 1996
 2..... 20 - David Peppelman (13-20) - 2001
 20 - Cam Mortazavi (14-20) - 2014
 20 - Chris Nowels (12-20) - 1990
 5..... 19 - Drew O'Cain (14-19) - 2010
 19 - Chris Nowels (11-19) - 1992
 19 - Drew O'Cain (10-19) - 2012
 8..... 18 - Chris Nowels (9-18) - 1991
 18 - Kirk Spain (7-18) - 1986
 10..... 17 - Derek Roberts (12-17) - 2016
 17 - Eric Apgar (9-17) - 1995

Field goal pct (min 10 attempts)

1..... 93.3 - Jonah Edwards (14-15) - 2024
 83.3 - Kirk Spain (5-6) - 1988
 3..... 75.0 - Trevor Gies (9-12) - 2009
 75.0 - Jonah Edwards (12-16) - 2023
 5..... 73.7 - Drew O'Cain (14-19) - 2010
 6..... 70.6 - Derek Roberts (12-17) - 2016
 7..... 70.0 - Trevor Gies (7-10) - 2006
 70.0 - Cam Mortazavi (14-20) - 2014
 9..... 68.8 - Drew O'Cain (11-16) - 2011
 10..... 66.7 - Andre Smith (8-12) - 2013
 66.7 - Derek Roberts (10-15) - 2017

INDIVIDUAL CAREER SCORING

SCORING

Total points scored

1..... 264 - Derrick Clark (44 TD) - 1992-93
 240 - Demetric Phillips (40 TD) - 2002-05
3..... 238 - Jonah Edwards (130 PAT, 36 FG) - 2021-24
 4..... 226 - David Peppelman (145 PAT, 27 FG) - 2001-04
 5..... 216 - Marshall Dos Reis (36 TD) - 1998-01
 6..... 205 - Eric Apgar (118 PAT, 29 FG) - 1993-96
 7..... 188 - Tony Dollinger (31 TD, 1 PAT) - 1981-85
 8..... 187 - Drew O'Cain (82 PAT, 35 FG) - 2009-12
 9..... 186 - LaBarron Burden (31 TD) - 1996-99
 10..... 176 - Derek Roberts (95 PAT, 27 FG) - 2015-17

Touchdowns scored

1..... 44 - Derrick Clark (40 rush, 4 rcv) - 1992-93
 2..... 40 - Demetric Phillips (38 rush, 2 rcv) - 2002-05
 3..... 36 - Marshall Dos Reis (34 rush, 2 rcv) - 1998-01
 31 - Tony Dollinger (28 rush, 2 rcv, 1 ret) - 1981-85
 31 - LaBarron Burden (31 rush) - 1996-99
 6..... 29 - James Feazell (29 rcv) - 1986-88,92
 7..... 27 - Anthony Ray (27 rcv) - 1988-91
 27 - Dimitrius Breedlove (27 rcv) - 1998-01
 27 - Dillon Hester (25 rcv, 2 ret) - 2021-23
10..... 26 - Eric Williams (20 rush, 6 rcv) - 2022-present

EXTRA POINTS

PAT kicks made

1..... 145 - David Peppelman (145-159) - 2001-04
2..... 130 - Jonah Edwards (130-135) - 2021-24
 3..... 118 - Eric Apgar (118-134) - 1993-96
 4..... 106 - Doug Volin (106-117) - 1997-00
 5..... 95 - Derek Roberts (95-100) - 2015-17
 6..... 85 - Kirk Spain (85-102) - 1985-88

PAT kicks attempted

1..... 159 - David Peppelman (145-159) - 2001-04
2..... 135 - Jonah Edwards (130-135) - 2021-24
 3..... 134 - Eric Apgar (118-134) - 1993-96
 4..... 117 - Doug Volin (106-117) - 1997-00
 5..... 102 - Kirk Spain (85-102) - 1985-88
 6..... 100 - Derek Roberts (95-100) - 2015-17

PAT kick pct (min 5 attempts)

1..... 96.2 - Jonah Edwards (130-135) - 2021-24
 95.3 - Drew O'Cain (82-86) - 2009-12
 95.0 - Derek Roberts (95-100) - 2015-17
 94.3 - Eric Brown (50-53) - 2005
 93.8 - Cam Mortazavi (30-32) - 2014
 93.8 - Andre Smith (30-32) - 2013

FIELD GOALS

Field goals made

1..... 36 - Jonah Edwards (36-49) - 2021-24
 2..... 35 - Drew O'Cain (35-54) - 2009-12
 3..... 29 - Trevor Gies (29-45) - 2006-09
 29 - Eric Apgar (29-61) - 1993-96
 5..... 27 - Derek Roberts (27-45) - 2015-17
 27 - David Peppelman (27-55) - 2001-04

Field goals attempted

1..... 61 - Eric Apgar (29-61) - 1993-96
 2..... 55 - David Peppelman (27-55) - 2001-04
 3..... 54 - Drew O'Cain (35-54) - 2009-12
 4..... 50 - Kirk Spain (22-50) - 1985-88
5..... 49 - Jonah Edwards (36-49) - 2021-24

Field goal pct (min 5 attempts)

1..... 73.4 - Jonah Edwards (36-49) - 2021-24
 70.0 - Cam Mortazavi (14-20) - 2014
 3..... 66.7 - Andre Smith (8-12) - 2013
 4..... 64.8 - Drew O'Cain (35-54) - 2009-12
 5..... 64.4 - Trevor Gies (29-45) - 2006-09

ANNUAL SCORING LEADERS

Year	Player	TD	PAT	FG	Pts.
1977	Jon Ferguson	9	0	0	54
1978	Billy Borges	7	3	0	45
1979	Ted Borgstadt	4	0	0	24
1980	Damy Duvall	7	0	0	42
1981	Wally Wetherbee	0	18	5	33
1982	Ted Borgstadt	11	0	0	66
1983	Tony Dollinger	5	1	0	32
1984	Tony Dollinger	13	1	0	80
1985	Tony Dollinger	10	0	0	60
1986	Drew Smith	12	1	0	74
1987	James Feazell	6	0	0	36
1988	James Feazell	16	0	0	96
1989	Anthony Ray	9	0	0	54
1990	Anthony Ray	13	0	0	78
1991	Gavin Jones	12	0	0	72
1992	Derrick Clark	21	0	0	126
1993	Derrick Clark	23	0	0	138
1994	Warren Honore	8	0	0	48
1995	Eric Apgar	0	18	9	45
1996	Eric Apgar	0	42	1	72
1997	Doug Volin	0	41	9	68
1998	Aaron Ring	9	5*	0	34
1999	LaBarron Burden	13	0	0	78
2000	Doug Volin	0	21	4	33
2001	Marshall Dos Reis	23	0	0	138
2002	David Poppelman	0	40	6	58
2003	Shawn Bailey	12	0	0	72
2004	Demetric Phillips	10	0	0	60
2005	Demetric Phillips	16	0	0	96
2006	Edward Sands	7	0	0	42
2007	Shedrick McClenton	7	0	0	42
2008	Edward Sands	7	0	0	42
2009	Trevor Gies	1	12	9	45
2010	Drew O'Cain	0	0	14	65
2011	Drew O'Cain	0	15	11	48
2012	Drew O'Cain	0	44	10	74
2013	Jesse Vaughn	12	0	0	72
2014	Cameron Mortazavi	0	20	14	72
2015	Derek Roberts	0	31	5	46
2016	Derek Robers	0	28	12	64
2017	Derek Roberts	0	36	10	66
2018	Darrius Lee	8	0	0	48
2019	Jansen Acklin	9	0	0	54
2020	Josh Tips	4	0	0	26
2021	Jonah Edwards	0	31	7	52
2022	Dillon Hester	8	2	0	50
2023	Dillon Hester	13	0	0	78
	Eric Williams	13	0	0	78
2024	Eric Williams	13	0	0	78
	Jonah Edwards	0	36	14	78

* plus two 2-point receptions

CONSECUTIVE GAME SCORING

Consecutive Games, Passing TD	14
	Brett Mitchell, 2001-02
Consecutive Games, Receiving TD	12
	James Feazell, 1987-88
Consecutive Games, Rushing TD	20
	Derrick Clark, 1992-93
Consecutive Scoring Games	42
	Eric Apgar (PK), 1993 (10) - 1994 (11) - 1995 (9) - 1996 (12)

TEAM SCORING RECORDS

Points	
Game.....	78 vs. Culver-Stockton, 1997
Season.....	436.....2001
Total Touchdowns	
Game.....	10 vs. Culver-Stockton, 1997;
Season.....	58.....2001; 2005
Passing Touchdowns	
Game.....	7 at Central Methodist, 1999
Season.....	28.....1988; 1996; 2023
Rushing Touchdowns	
Game.....	7 vs Bethany, 2024
Season.....	35.....1993
Average Points Per Game	
Season.....	36.9.....1988

TEAM SINGLE-SEASON SCORING

SCORING		PAT kick pct	
Total points scored			
1.....	424 (56 TD, 49 PAT, 13 FG) - 2001	1.....	100.0 (35-35) - 1993
2.....	409 (58 TD, 50 PAT, 3 FG) - 2005	100.0 (15-15) - 2011
3.....	383 (50 TD, 45 PAT, 10 FG) - 1996	100.0 (28-28) - 2016
4.....	362 (49 TD, 41 PAT, 9 FG) - 1997	100.0 (39-39) - 2024
5.....	358 (49 TD, 42 PAT, 6 FG) - 2002	5.....	97.3 (36-37) - 2017
6.....	358 (47 TD, 39 PAT, 12 FG) - 2023	6.....	96.5 (28-29) - 2022
7.....	353 (46 TD, 44 PAT, 11 FG) - 2012	7.....	96.0 (24-25) - 1990
8.....	351 (50 TD, 41 PAT, 1 FG) - 1988	8.....	95.7 (44-46) - 2012
9.....	337 (42 TD, 39 PAT, 14 FG) - 2024	9.....	95.6 (43-45) - 1996
10.....	307 (43 TD, 37 PAT, 2 FG) - 1999	10.....	95.2 (40-42) - 2023
Touchdowns scored		FIELD GOALS	
1.....	58 (28 rush, 25 rcv, 5 ret) - 2005	Field goals made	
2.....	56 (33 rush, 20 rcv, 3 ret) - 2001	1.....	14 (14-15) - 2024
3.....	50 (17 rush, 28 rcv, 5 ret) - 1996	14 (14-20) - 2014
.....	50 (13 rush, 32 rcv, 5 ret) - 1988	14 (14-19) - 2010
5.....	49 (19 rush, 27 rcv, 3 ret) - 2002	4.....	13 (13-20) - 2001
.....	49 (20 rush, 26 rcv, 3 ret) - 1997	5.....	12 (12-16) - 2023
7.....	47 (19 rush, 28 rcv) - 2023	12 (12-17) - 2016
8.....	46 (19 rush, 23 rcv, 4 ret) - 2012	12 (12-20) - 1990
9.....	43 (27 rush, 15 rcv, 1 ret) - 1999	8.....	11 (11-16) - 2011
10.....	42 (23 rush, 18 rcv, 1 ret) - 2024	11 (11-19) - 1992
.....	42 (16 rush, 24 rcv, 2 ret) - 2019	11 (11-20) - 2012
EXTRA POINTS		Field goals attempted	
PAT kicks made		1.....	22 (10-22) - 1996
1.....	50 (50-53) - 2005	2.....	20 (13-20) - 2001
2.....	49 (49-54) - 2001	20 (12-20) - 1990
3.....	44 (44-46) - 2012	20 (11-20) - 2012
4.....	43 (43-45) - 1996	20 (14-20) - 2014
5.....	41 (41-45) - 1997	20 (10-20) - 2007
6.....	40 (40-47) - 1988	7.....	19 (11-19) - 1992
.....	40 (40-46) - 2002	19 (14-19) - 2010
.....	40 (40-42) - 2023	9.....	18 (9-18) - 1991
9.....	39 (39-45) - 1993	18 (7-18) - 1986
.....	39 (39-39) - 2024	Field goal pct	
PAT kicks attempted		1.....	93.3 (14-15) - 2024
1.....	54 (49-54) - 2001	2.....	75.0 (9-12) - 2009
2.....	53 (50-53) - 2005	75.0 (12-16) - 2023
3.....	47 (40-47) - 1988	4.....	73.6 (14-19) - 2010
4.....	46 (44-46) - 2012	5.....	70.6 (12-17) - 2016
.....	46 (40-46) - 2002	6.....	70.0 (7-10) - 2006
6.....	45 (41-45) - 1997	70.0 (14-20) - 2014
.....	45 (43-45) - 1996	8.....	68.8 (11-16) - 2011
8.....	42 (40-42) - 2023	9.....	66.7 (10-15) - 2017
9.....	41 (37-41) - 2019	66.7 (8-12) - 2013
10.....	40 (36-40) - 2018	66.7 (2-3) - 1979

KICKING

Points Scored by Kicker

Game..... 16..... Doug Volin vs. Culver-Stockton, 1997 (10XP, 2 FG)
 Season..... 88..... David Peppelman, 2001
Career238..... Jonah Edwards, 2021-24

Field Goals Attempted

Game..... 5..... Kirk Spain at Central Methodist, 1987;
 Chris Nowels vs. MidAmerica Nazarene, 1992;
 David Peppelman vs. Benedictine, 2004;
 Drew O’Cain vs. Avila, 2012
 Season..... 22..... Eric Apgar, 1996
 Career..... 61..... Eric Apgar, 1993-96

Field Goals Made

Game..... 4..... Kirk Spain vs SE Oklahoma, 1985
 **Jonah Edwards vs Tabor, 2024**
 Season..... 14..... Drew O’Cain, 2010
 Cameron Mortazavi, 2014
 **Jonah Edwards, 2024**
Career36..... Jonah Edwards, 2021-24

Long Field Goal

..... 53..... Drew O’Cain vs. Benedictine, 2012
 52..... John Spurling vs Southwestern, 1983
 52..... Kirk Spain at Northeastern State, 1985

Consecutive Field Goals

..... **23..... Jonah Edwards, 2023-24**

Extra Points Attempted

Game..... 10..... Doug Volin vs. Culver-Stockton, 1997 (10)
 Doug Volin at Central Methodist, 1999 (10)
 Season..... 54..... David Peppelman, 2001
 Career..... 159..... David Peppelman, 2001-04

Extra Points Made

Game..... 10..... Doug Volin vs. Culver-Stockton, 1997 (10)
 Doug Volin at Central Methodist, 1999 (10)
 Season..... 50..... Erik Brown, 2005
 Career..... 145..... David Peppelman, 2001-04

Consecutive Extra Points

..... 58..... Derek Roberts, 2015-17

PUNTING

Punts

Game..... 12..... Jeff Gardner at Langston, 1985
 Steve Harrelson vs Peru State, 1986
 Season..... 77..... Ryan Conner, 2022
Career203..... Ryan Conner, 2021-24

Yards

Game..... 449..... Ryan Conner vs Culver-Stockton, 2022
 Season..... 2898..... Trevor Gies, 2008
Career 7,680 Ryan Conner, 2021-24

Average

Game46.4 Ryan Conner vs Tabor, 2024 (5-232)
Season41.6 Ryan Conner, 2024 (5-232)
Career 39.5 Ryan Conner, 2021-24 (203-7680)

Long Punt

..... 76..... Brady Burke at Missouri Valley, 10-29-16

RETURNS

Punt Returns

Game..... 10..... Lee Coleman vs Baker, 2003
 Season..... 40..... Mike Wilder, 1997
 Career..... 74..... Mike Wilder, 1994-97

Punt Return Yards

Game..... 161..... Paul Hansen vs. Baker, 2004
 Season..... 518..... Micah Cravalho, 2005
 Career..... 711..... Micah Cravalho, 2003-05

Yards Per Punt Return

Game..... 36.0..... Nathaniel Bell at Mo. Valley, 1992 (4-144)
 Season..... 23.5..... Micah Cravalho, 2005, (22-518)
 Career..... 21.5..... Micah Cravalho, 2003-05, (33-711)

Long Punt Return, Scoring

..... 97..... Ron Fuller vs Missouri Southern, 1981
 92..... Paul Hansen vs. Baker, 2004
 81..... Omari Zackery vs. Culver-Stockton, 2000
 75..... Micah Cravalho vs. Central Methodist, 2004

Long Punt Return, Non-Scoring

..... 80..... Nathaniel Bell at Mo. Valley, 1992

Kickoff Returns

Game..... 7..... Eric Collins vs Arkansas Tech, 1977
 Eric Collins at Central Arkansas, 1980
 Shawn Hill vs Benedictine, 1986
 Dillon Hester at Graceland, 2022
 Season..... 27..... Eric Collins, 1980
 Career..... 97..... Eric Collins, 1977-80

Kick Yards

Game..... 206..... Eric Collins at Central Arkansas, 1980
 Season..... 779..... Eric Collins, 1980
 Career..... 2248..... Eric Collins, 1977-80

Yards Per Kick Return (min. 2 att.)

Game..... 32.0..... Eric Collins at Missouri Western, 1978 (5-160)
 Season..... 28.9..... Eric Collins, 1980 (27-779)
 Anthony Ray, 1990 (18-520)
 Career..... 23.2..... Eric Collins, 1977-80 (97-2248)

Long Kickoff Return, Scoring

..... 100..... Eric Collins at Missouri Western, 1978 (102)
 100..... John Pico vs Missouri Western, 1981 (102)
 97..... Omari Zackery vs. Central Methodist, 2000

Long Kickoff Return, Non-Scoring

..... 89..... Micah Cravalho vs. Benedictine, 2004
 78..... Anthony Ray at MidAmerica Nazarene, 1990

TEAM KICKING & RETURNS RECORDS

PUNTING

Punts

Game..... 12..... at Langston University, 1985
 vs Peru State, 1986
 vs Culver-Stockton, 2022
 Season..... 77..... 2022

Yards

Game..... 459..... vs Culver-Stockton, 2022
 Season..... 3138..... 2022

Average

Game46.4 vs Tabor, 2024
Season 40.6 2024

Punt Returns

Game..... 10..... vs Baker, 2003
 Season..... 54..... 2001

Yards

Game..... 185..... at Missouri Valley, 2001
 Season..... 604..... 2001

Average Yards Per Return

Game..... 36.0..... at Missouri Valley, 1992 (4-144)
 Season..... 22.1..... 1992

KICKOFF RETURNS

Kick Returns

Game..... 10..... vs. Arkansas Tech, 1977;
 at Missouri Southern, 1982;
 vs. Doane, 1997
 Season..... 57..... 2005

Kick Return Yards

Game..... 248..... at Central Arkansas, 1979
 Season..... 1143..... 2005

Average Yards Per Return

Game..... 32.0..... vs MO Western, 1978 (5-160)
 Season..... 23.8..... 2005 (43-1025)

ANNUAL PUNTING LEADERS

(average, 3 punts per team game)				
Year	Player	No.	Yds.	Avg.
1977	Phil Robertson	26	888	34.1
1978	Scott Smith	23	734	31.9
1979	Cary Suess	49	1656	33.8
1980	John Picolo	44	1617	36.7
1981	John Picolo	51	1720	33.7
1982	Wally Wetherbee	56	2243	40.1
1983	Reynold Mainse	63	2243	35.6
1984	Reynold Mainse	62	2297	37.1
1985	Jeff Gardner	65	2285	35.2
1986	Steve Harrelson	55	1839	33.4
1987	Lenny Retherford	35	1358	38.8
1988	Lenny Retherford	64	2122	33.2
1989	Doug Miolen	39	1183	30.3
1990	Chris Harter	52	1695	32.5
1991	Chris Harter	50	1664	33.2
1992	Chris Harter	44	1609	36.6
1993	Matt Ragsdell	45	1546	34.4
1994	Matt Ragsdell	54	1970	36.5
1995	Matt Ragsdell	52	2015	38.8
1996	Charlie Perkins	58	2119	36.5
1997	Clint Clayton	51	1846	36.2
1998	Clint Clayton	42	1581	37.6
1999	Mike Carter	42	1465	34.9
2000	Mike Carter	61	2159	35.4
2001	Nick Ragain	60	1810	30.2
2002	Justin Travis	47	1627	34.6
2003	Derek Schmidly	50	1779	35.6
2004	Derek Schmidly	46	1645	35.8
2005	Derek Schmidly	47	1677	35.7
2006	Trevor Gies	46	1646	35.8
2007	Trevor Gies	58	2174	37.5
2008	Trevor Gies	76	2898	38.1
2009	Trevor Gies	63	2452	38.9
2010	J Hensley	30	896	29.9
2011	Brad Sandusky	42	1416	33.7
2012	Josh Brooker	42	1447	34.5
2013	Stone Phelps	56	2129	38.0
2014	Brady Burke	59	2026	34.3
2015	Brady Burke	69	2395	34.7
2016	Brady Burke	69	2607	37.8
2017	Raul Avila	58	1991	34.3
2018	Raul Avila	57	2030	35.6
2019	Sam Morton	58	2292	39.5
2020	Andrew Holden	20	744	37.2
2021	Ryan Conner	42	1658	39.5
2022	Ryan Conner	77	2873	37.3
2023	Ryan Conner	49	1786	36.4
2024	Ryan Conner	33	1373	41.6

INDIVIDUAL SEASON KICKING & RETURNS

PUNTING

Punt yards

-2898 - Trevor Gies (76-2898) - 2008
-2873 - Ryan Conner (77-2873) - 2022
-2607 - Brady Burke (69-2607) - 2016
-2452 - Trevor Gies (63-2452) - 2009
-2395 - Brady Burke (69-2395) - 2015
-2297 - Reynold Mainse (62-2297) - 1984
-2292 - Sam Morton (58-2292) - 2019
-2285 - Jeff Gardner (65-2285) - 1985
-2243 - Ronald Mainse (63-2243) - 1983
-2243 - Wally Wetherbee (56-2243) - 1982

Punt attempts

-77 - Ryan Conner (77-2873) - 2022
-76 - Trevor Gies (76-2898) - 2008
-69 - Brady Burke (69-2607) - 2016
-69 - Brady Burke (69-2395) - 2015
-65 - Jeff Gardner (65-2285) - 1985
-64 - L. Retherford (64-2112) - 1988
-63 - Ronald Mainse (63-2243) - 1983
-63 - Trevor Gies (63-2452) - 2009
-62 - Reynold Mainse (62-2297) - 1984
-61 - Mike Carter (61-2159) - 2000

Average yards/punt (min 20 attempts)

-**41.60 - Ryan Conner (33-1373) - 2024**
-40.05 - Wally Wetherbee (56-2243) - 1982
-39.52 - Sam Morton (58-2292) - 2019
-39.48 - Ryan Conner (42-1658) - 2021
-38.92 - Trevor Gies (63-2452) - 2009
-38.75 - Matt Ragsdell (52-2015) - 1995
-38.13 - Trevor Gies (76-2898) - 2008
-38.02 - Stone Phelps (56-2129) - 2013
-37.78 - Brady Burke (69-2607) - 2016

PUNT RETURNS

Punt return yards

-518 - Micah Cravalho (22-518) - 2005
-342 - Shawn Hill (35-342) - 1986
-336 - Kent Cottrell (26-336) - 2001
-283 - Nathaniel Bell (13-283) - 1992
-253 - Mike Wilder (40-253) - 1997
-252 - Ron Fuller (20-252) - 1981
-244 - Omari Zackery (23-244) - 2001
-240 - Mike Wilder (32-240) - 1996
-232 - Josh Dennie (7-232) - 2020
-228 - Omari Zackery (17-228) - 2000

Punt returns

-40 - Mike Wilder (40-253) - 1997
-35 - Shawn Hill (35-342) - 1986
-34 - Lee Coleman (34-191) - 2003
-32 - Mike Wilder (32-240) - 1996
-26 - Joel Stevens (26-216) - 2008
-26 - Kent Cottrell (26-336) - 2001
-26 - Lee Kile (26-155) - 1988
-24 - Paul Hinzman (24-191) - 1991
-23 - Eric Collins (23-154) - 1979
-23 - Dallas Hester (23-127) - 2018
-23 - Omari Zackery (23-244) - 2001

Punt return TDs

-4 - Micah Cravalho - 2005
-2 - Jon Hukill - 2016
-1 - several

Average yards/punt return (min 5 attempts)

-33.14 - Josh Dennie (7-232) - 2020
-23.55 - Micah Cravalho (22-518) - 2005
-21.77 - Nathaniel Bell (13-283) - 1992
-18.44 - Micah Cravalho (9-166) - 2004
-15.67 - Paul Hansen (12-188) - 2004
-13.41 - Omari Zackery (17-228) - 2000
-12.92 - Kent Cottrell (26-336) - 2001
-12.85 - Nate Swofford (13-167) - 2021
-12.60 - Ron Fuller (20-252) - 1981
-11.67 - Jesse Vaughn (6-70) - 2012

KICK RETURNS

Kick return yards

-779 - Eric Collins (27-779) - 1980
-612 - Eric Collins (26-612) - 1978
-520 - Anthony Ray (18-520) - 1990
-507 - Nathan Thomas (18-507) - 2007
-497 - Brock West (20-497) - 2016
-492 - Eric Collins (24-492) - 1979
-488 - Omari Zackery (17-488) - 2001
-469 - Brock West (21-469) - 2015
-468 - Joel Stevens (22-468) - 2008
-Dillon Hester (19-468) - 2022

Kick returns

-27 - Eric Collins (27-779) - 1980
-26 - Eric Collins (26-612) - 1978
-24 - Eric Collins (24-492) - 1979
-22 - Joel Stevens (22-468) - 2008
-22 - Alex Arellano (22-326) - 2013
-22 - Micah Cravalho (22-443) - 2005
-21 - Brock West (21-469) - 2015
-20 - Brock West (20-497) - 2016
-20 - Eric Collins (20-365) - 1977
-20 - Mike Wilder (20-339) - 1996

Kick return TDs

-2 - Otis Calhoun - 1987
-2 - Eric Collins - 1980
-1 - John Picolo - 1981
-1 - Dillon Hester - 2021
-1 - Dillon Hester - 2022
-1 - Otis Calhoun - 1988
-1 - Tony Dollinger - 1984
-1 - Micah Cravalho - 2004
-1 - Ryan Polite - 2006
-1 - Justin Olson - 1995
-1 - Nathan Thomas - 2007
-1 - Nathan Thomas - 2008
-1 - Omari Zackery - 2000
-1 - Shea Allen - 1998
-1 - Omari Zackery - 2001
-1 - Eric Collins - 1978

Average yards/kick return (min 5 attempts)

-41.20 - Tony Dollinger (5-206) - 1984
-34.00 - Drew Smith (5-170) - 1986
-30.07 - Jansen Acklin (14-421) - 2017
-28.89 - Anthony Ray (18-520) - 1990
-28.85 - Eric Collins (27-779) - 1980
-28.80 - Shea Allen (10-288) - 1997
-28.71 - Omari Zackery (17-488) - 2001
-28.17 - Nathan Thomas (18-507) - 2007
-27.83 - Ryan Polite (6-167) - 2006
-27.41 - Dillon Hester (17-466) - 2021

INDIVIDUAL CAREER KICKING & RETURNS

PUNTING

Punt yards

- 1. 9170 - Trevor Gies (243-9170) - 2006-09
- 2. 7680 - Ryan Conner (203-7680) - 2021-24**
- 3. 7028 - Brady Burke (197-7028) - 2013-16
- 4. 5531 - Matt Ragsdell (151-5531) - 1992-95
- 5. 5101 - Derek Schmidly (143-5101) - 2003-05
- 6. 4968 - Chris Harter (146-4968) - 1990-92
- 7. 4050 - Raul Avila (116-4050) - 2017-18
- 8. 3624 - Mike Carter (103-3624) - 1999-00
- 9. 3427 - Clint Clayton (93-3427) - 1997-98
- 10. 2808 - Wally Wetherbee (73-2808) - 1980,82

Punt attempts

- 1. 243 - Trevor Gies (243-9170) - 2006-09
- 2. 203 - Ryan Conner (203-7680) - 2021-24**
- 3. 197 - Brady Burke (197-7028) - 2013-16
- 4. 151 - Matt Ragsdell (151-5531) - 1992-95
- 5. 146 - Chris Harter (146-4968) - 1990-92
- 6. 143 - Derek Schmidly (143-5101) - 2003-05
- 7. 116 - Raul Avila (116-4050) - 2017-18
- 8. 103 - Mike Carter (103-3624) - 1999-00
- 9. 93 - Clint Clayton (93-3427) - 1997-98
- 10. 73 - Wally Wetherbee (73-2808) - 1980,82

Average yards/punt (min 50 attempts)

- 1. 39.52 - Sam Morton (58-2292) - 2016-19
- 2. 38.47 - Wally Wetherbee (73-2808) - 1980,82
- 3. 38.02 - Stone Phelps (56-2129) - 2013
- 4. 37.83 - Ryan Conner (203-7680) - 2021-24**
- 5. 37.74 - Trevor Gies (243-9170) - 2006-09
- 6. 37.05 - Reynold Mainse (62-2297) - 1981-84
- 7. 36.85 - Clint Clayton (93-3427) - 1997-98

PUNT RETURNS

Punt return yards

- 1. 684 - Micah Cravalho (31-684) - 2003-05
- 2. 534 - Mike Wilder (74-534) - 1995-97
- 3. 507 - Kent Cottrell (51-507) - 2000-02
- 4. 492 - Omari Zackery (42-492) - 1999-01
- 5. 480 - Shawn Hill (54-480) - 1983-86
- 6. 454 - Dallas Hester (67-454) - 2015-18
- 7. 369 - Troy Clayton (37-369) - 1993-96
- 8. 330 - Eric Collins (60-330) - 1977-80
- 9. 283 - Nathaniel Bell (13-283) - 1992
- 10. 279 - Ron Fuller (21-279) - 1979-81

Punt returns

- 1. 74 - Mike Wilder (74-534) - 1995-97
- 2. 67 - Dallas Hester (67-454) - 2015-18
- 3. 60 - Eric Collins (60-330) - 1977-80
- 4. 54 - Shawn Hill (54-480) - 1983-86
- 5. 51 - Kent Cottrell (51-507) - 2000-02
- 6. 42 - Omari Zackery (42-492) - 1999-01
- 7. 37 - Troy Clayton (37-369) - 1993-96
- 8. 34 - Lee Coleman (34-191) - 2003
- 9. 34 - Paul Hinzman (34-274) - 1989-91
- 10. 34 - Lee Kile (34-191) - 1988-89

Punt return TDs

- 1. 5 - Micah Cravalho - 2003-05
- 2. 2 - Jon Hukill - 2015-17
- 3. 1 - several

Average yards/punt return (min 5 attempts)

- 1. 22.06 - Micah Cravalho (31-684) - 2003-05
- 2. 21.77 - Nathaniel Bell (13-283) - 1992

- 3. 13.29 - Ron Fuller (21-279) - 1979-81
- 4. 11.71 - Omari Zackery (42-492) - 1999-01
- 5. 11.67 - Paul Hansen (15-175) - 2002-05
- 6. 11.65 - Nate Mothershed (17-198) - 1996-99
- 7. 10.50 - Jared Stevens (20-210) - 2003-07
- 8. 9.97 - Troy Clayton (37-369) - 1993-96
- 9. 9.94 - Kent Cottrell (51-507) - 2000-02
- 10. 9.77 - Juan Patton (13-127) - 1993-95

KICK RETURNS

Kick return yards

- 1. 2248 - Eric Collins (97-2248) - 1977-80
- 2. 1073 - Shea Allen (45-1073) - 1997-00
- 3. 1012 - Brock West (44-1012) - 2013-16
- 4. 1071 - Dillon Hester (44-1071) - 2019-23
- 5. 958 - Jesse Vaughn (47-958) - 2010-13
- 6. 902 - Nathan Thomas (33-902) - 2005-08
- 7. 901 - Micah Cravalho (40-901) - 2003-05
- 8. 859 - Jansen Acklin (38-859) - 2017-19
- 9. 828 - Omari Zackery (30-828) - 1999-01
- 10. 803 - Gavin Jones (38-803) - 1991-93

Kick returns

- 1. 97 - Eric Collins (97-2248) - 1977-80
- 2. 47 - Jesse Vaughn (47-958) - 2010-13
- 3. 45 - Shea Allen (45-1073) - 1997-00
- 4. 44 - Brock West (44-1012) - 2013-16
- 5. 44 - Dillon Hester (44-1071) - 2019-23
- 6. 40 - Micah Cravalho (40-901) - 2003-05
- 7. 38 - Gavin Jones (38-803) - 1991-93
- 8. 38 - Jansen Acklin (38-859) - 2017-19
- 9. 33 - Nathan Thomas (33-902) - 2005-08
- 10. 32 - Shawn Hill (32-526) - 1983-86
- 11. 32 - Mike Wilder (32-560) - 1995-97

Kick return TDs

- 1. 3 - Eric Collins - 1977-80
- 2. 3 - Otis Calhoun - 1987-88
- 3. 2 - Omari Zackery - 1999-01
- 4. 2 - Nathan Thomas - 2005-08
- 5. 2 - Dillon Hester - 2019-23
- 6. 1 - several

Average yards/kick return (min 5 attempts)

- 1. 27.60 - Omari Zackery (30-828) - 1999-01
- 2. 27.33 - Nathan Thomas (33-902) - 2005-08
- 3. 26.17 - Michael Bowman (18-471) - 2012-14
- 4. 25.96 - Bret Lovekamp (25-649) - 2001-04
- 5. 25.64 - Anthony Ray (28-718) - 1988-91
- 6. 25.62 - Marlon Coley (13-333) - 1994
- 7. 25.55 - Denzel Parnell (11-281) - 2011
- 8. 25.03 - Otis Calhoun (29-726) - 1987-88
- 9. 24.38 - Jared Stevens (16-390) - 2003-07
- 10. 24.34 - Dillon Hester (44-1071) - 2019-23

ANNUAL PUNT RETURNS LEADERS

Year	Player	No.	Yds.	Avg.	TD
1977	Eric Collins	8	55	6.9	0
1978	Eric Collins	14	80	5.7	0
1979	Eric Collins	23	154	6.7	0
1980	Eric Collins	12	42	3.5	0
1981	Ron Fuller	20	252	12.6	1
1982	Jim Huson	11	56	5.1	0
1983	Darryl Cazares	14	77	5.5	0
1984	Shawn Hill	5	35	7.0	0
1985	Shawn Hill	14	103	7.4	0
1986	Shawn Hill	35	342	9.8	1
1987	Drew Smith	16	59	3.7	0
1988	Lee Kile	26	155	6.0	0
1989	Lee Kile	12	51	4.2	0
1990	Paul Hinzman	10	83	8.3	0
1991	Paul Hinzman	24	191	7.9	1
1992	Nathaniel Bell	13	283	21.8	0
1993	Juan Patton	13	127	9.8	0
1994	Troy Clayton	11	124	11.3	0
1995	Troy Clayton	11	108	9.8	0
1996	Mike Wilder	32	240	7.5	0
1997	Mike Wilder	40	253	6.3	0
1998	Jarrold Buckmaster	8	80	10.0	0
1999	Nate Mothershed	12	110	9.2	0
2000	Omari Zackery	17	228	13.4	1
2001	Kent Cottrell	26	336	12.9	0
2002	Kent Cottrell	16	137	8.6	0
2003	Lee Coleman	34	191	5.6	0
2004	Micah Cravalho	9	166	18.4	1
2005	Micah Cravalho	22	518	23.5	4
2006	Ben Wolfenbarger	12	53	4.4	0
2007	Joel Stevens	20	210	10.5	1
2008	Joel Stevens	26	216	8.3	0
2009	Caleb Walker	11	10	0.9	0
2010	Jesse Vaughn	11	11	1	0
2011	Denzel Parnell	17	216	8.5	0
2012	Jesse Vaughn	6	70	11.7	0
2013	Shawn Hebert	8	58	7.3	0
2014	Shawn Hebert	10	67	6.7	0
2015	Dallas Hester	15	89	5.9	1
2016	Dallas Hester	14	122	8.7	0
2017	Dallas Hester	15	116	7.7	0
2018	Dallas Hester	23	127	5.5	0
2019	Jansen Acklin	16	151	9.4	1
2020	Josh Dennie	7	232	33.1	1
2021	Nate Swofford	13	167	12.8	0
2022	Athanie Leeviraphan	3	23	7.6	0
2023	Dillon Hester	8	52	6.5	0
2024	Drew Ripko	6	57	9.5	0

ANNUAL KICK RETURNS LEADERS

Kickoff Returns				
Year	Player	No.	Yds.	Avg. TD
1977	Eric Collins	20	365	18.2 0
1978	Eric Collins	26	612	23.5 1
1979	Eric Collins	24	492	20.5 0
1980	Eric Collins	27	779	28.9 2
1981	John Picolo	12	313	26.1 1
1982	John Picolo	17	324	19.1 0
1983	Darryl Cazares	15	270	18.0 0
1984	Shawn Hill	9	104	11.6 0
1985	Ron Lance	11	210	19.1 0
1986	Shawn Hill	18	337	18.7 0
1987	Otis Calhoun	16	419	26.2 1
1988	Otis Calhoun	13	307	30.7 1
1989	Anthony Ray	9	189	21.0 0
1990	Anthony Ray	18	520	28.8 0
1991	Anthony Ray	13	243	18.6 0
1992	Gavin Jones	19	393	20.7 0
1993	Gavin Jones	19	410	21.6 1
1994	Marlon Coley	13	333	25.6 0
1995	Justin Olson	13	218	16.8 0
1996	Mike Wilder	20	339	16.9 0
1997	Shea Allen	10	288	28.8 0
1998	Shea Allen	10	229	22.9 1
1999	Shea Allen	15	307	20.5 0
2000	Omari Zackery	9	236	26.2 1
2001	Omari Zackery	17	488	28.7 1
2002	Bret Lovekamp	15	368	24.5 0
2003	Shawn Bailey	12	236	19.7 0
2004	Micah Cravalho	16	431	26.9 1
2005	Ryan Polite	18	401	22.3 0
2006	Von Dixon	10	78	7.8 0
2007	Nathan Thomas	18	507	28.2 1
2008	Joel Stevens	22	468	21.3 0
2009	Edward Sands	19	387	20.4 0
2010	Jesse Vaughn	13	250	19.2 0
2011	Denzel Parnell	11	281	25.5 0
2012	Jesse Vaughn	14	291	20.8 0
2013	Alex Arellano	22	326	14.8 0
2014	Michael Bowman	16	384	24.0 0
2015	Brock West	21	469	22.3 0
2016	Brock West	20	497	24.9 0
2017	Jansen Acklin	13	429	33.0 0
2018	Jansen Acklin	11	259	23.5 0
2019	Nicos Oropeza	13	186	14.3 0
2020	Sam Buckner	10	172	17.2 0
2021	Dillon Hester	17	466	27.4 1
2022	Dillon Hester	19	468	24.6 1
2023	Broc Lyle	11	226	20.5 0
2024	Drew Ripko	13	340	26.1 0

TEAM SINGLE-SEASON KICKING & RETURNS RECORDS

PUNTING

Punt yards	
1.	3138 (86-3138) - 2022
2.	2898 (77-2898) - 2008
3.	2754 (72-2754) - 1987
4.	2646 (70-2646) - 2016
5.	2568 (75-2568) - 2011
6.	2501 (74-2501) - 2015
7.	2464 (64-2464) - 2019
8.	2452 (63-2452) - 2009
9.	2390 (70-2390) - 2018
10.	2382 (63-2382) - 2013

Punt attempts	
1.	86 (86-3138) - 2022
2.	77 (77-2898) - 2008
3.	75 (75-2568) - 2011
4.	74 (74-2501) - 2015
5.	72 (72-2120) - 1978
6.	72 (72-2754) - 1987
7.	70 (70-2039) - 2017
8.	70 (70-2646) - 2016
9.	70 (70-2390) - 2018
10.	67 (67-2332) - 1979
11.	67 (67-2123) - 1988
12.	67 (67-2315) - 1985

Average yards/punt	
1.	40.61 (36-1462) - 2024
2.	40.05 (56-2243) - 1982
3.	38.92 (63-2452) - 2009
4.	38.75 (52-2015) - 1995
5.	38.50 (64-2464) - 2019
6.	38.25 (72-2754) - 1987
7.	37.81 (63-2382) - 2013
8.	37.80 (70-2646) - 2016
9.	37.64 (42-1581) - 1998
10.	37.64 (77-2898) - 2008

PUNT RETURNS

Punt return yards	
1.	604 (54-604) - 2001
2.	536 (27-536) - 2005
3.	412 (27-412) - 2004
4.	376 (39-376) - 1986
5.	375 (50-375) - 1997
6.	373 (39-373) - 1996
7.	318 (36-318) - 1994
8.	310 (14-310) - 1992
9.	295 (22-295) - 2011
10.	295 (32-295) - 2000

Punt returns	
1.	54 (54-604) - 2001
2.	50 (50-375) - 1997
3.	39 (39-376) - 1986
4.	39 (39-373) - 1996
5.	36 (36-318) - 1994
6.	36 (36-186) - 2003
7.	34 (34-293) - 2008
8.	33 (33-274) - 1999
9.	32 (32-295) - 2000
10.	32 (32-151) - 1987

Punt return TDs	
1.	4 - 2005
2.	3 - 2015
3.	3 - 2004
4.	1 - 2012
5.	1 - 1982
6.	1 - 2000
7.	1 - 2009
8.	1 - 1997
9.	1 - 2007
10.	1 - 1996
11.	1 - 2011
12.	1 - 1981
13.	1 - 1986
14.	1 - 2002
15.	1 - 2019

Average yards/punt return	
1.	22.14 (14-310) - 1992
2.	19.85 (27-536) - 2005
3.	15.26 (27-412) - 2004
4.	14.00 (19-266) - 2015
5.	13.41 (22-295) - 2011
6.	11.89 (18-214) - 2016
7.	11.19 (54-604) - 2001
8.	10.21 (14-143) - 2012
9.	9.82 (17-167) - 2019
10.	9.64 (39-376) - 1986

KICK RETURNS

Kick return yards	
1.	1143 (57-1143) - 2005
2.	1122 (52-1122) - 1980
3.	1025 (43-1025) - 2007
4.	1016 (51-1016) - 2012
5.	1004 (55-1004) - 2010
6.	1004 (52-1004) - 2008
7.	972 (46-972) - 2004
8.	972 (45-972) - 2016
9.	967 (51-967) - 2013
10.	946 (48-946) - 2015

Kick returns	
1.	57 (57-1143) - 2005
2.	55 (55-1004) - 2010
3.	53 (53-881) - 1979
4.	52 (52-1004) - 2008
5.	52 (52-1122) - 1980
6.	51 (51-967) - 2013
7.	51 (51-1016) - 2012
8.	50 (50-795) - 2017
9.	49 (49-839) - 1978

Kick return TDs	
1.	2 - 1980
2.	1 - 2020
3.	1 - 2001
4.	1 - 2000
5.	1 - 2007
6.	1 - 2006
7.	1 - 1998
8.	1 - 1981
9.	1 - 1987
10.	1 - 1978
11.	1 - 2004
12.	1 - 2008
13.	1 - 1995
14.	1 - 2022

Average yards/kick return	
1.	23.84 (43-1025) - 2007
2.	23.67 (24-568) - 2000
3.	22.76 (38-865) - 1990
4.	22.4 (29-651) - 2020
5.	22.31 (29-647) - 1981
6.	21.60 (45-972) - 2016
7.	21.58 (52-1122) - 1980
8.	21.58 (33-712) - 2001
9.	21.33 (36-768) - 2002
10.	21.21 (34-721) - 2022

INDIVIDUAL DEFENSIVE RECORDS

Tackles
 Game..... 29 Gerald Dollar vs Harding, 1983 (LB)
 Season..... 165 Terry Flannigan, 1980 (LB)
 Career..... 600 Terry Flannigan, 1977-80 (LB)

Tackles For Losses
 Game..... 6 Andreas Moeller vs Graceland (10/6/18)
 Season..... 27.5 Andreas Moeller, 2018
 Career..... 64.0 Josh Evans, 2014-17

Sacks
 Game..... 4 Andreas Moeller vs Graceland (10/6/18)
 Richard George at Missouri S&T, 1982 (DT)
 Lamont Wynn vs. Avila, 2001 (LB)
 Season..... 18.5 Jay Hellwig, 1994 (OLB)
 Career..... 45.5 Jay Hellwig, 1991-94 (OLB)

Interceptions
 Game..... 3 Eric Collins at Southwest Missouri, 1978;
 Derrick McBride vs. Benedictine, 1993;
 Shea Allen at Baker, 1999
 Athanie Leeviraphan vs Culver-Stockton, 2022
 Tyler White vs Culver-Stockton, 2022
 Season..... 9 Omari Zackery vs. Kansas Wesleyan, 2001;
 Otis Calhoun, 1988
 Career..... 16 Omari Zackery, 2001
 Eric Collins, 1977-80
 Athanie Leeviraphan, 2017-2022

Yards
 Game..... 126 Cedric Dewberry vs. Benedictine, 2004 (2 int.)
 Season..... 168 Eric Collins, 1978
 Career..... 296 Rodney Burns, 1990-93

Yards Per Interception
 Game..... 33.0 Eric Collins at SMSU, 1978 (3-99)
 Season..... 21.0 Eric Collins, 1978 (8-168)
 Career..... 22.8 Rodney Burns, 1990-93 (13-296)

Long Interception, Scoring
 100 Jeremy Davis vs. Culver-Stockton, 2002
 87 Hal Hula at MidAmerica Nazarene, 2001
 83 Morris Cannon vs. Culver-Stockton, 1996
 82 Cedric Dewberry vs. Benedictine, 2004

Long Interception, Non-Scoring
 81 Rodney Burns at Alabama-Birmingham, 1991

Fumble Recoveries
 Game..... 3 Robert Elling vs Lincoln, 1985 (SS)
 Paul Hinzman at Graceland, 1991 (FS)
 Zach Myers vs Kansas Wesleyan, 2023 (DE)
 Season..... 6 David Johnson, 1983 (DE)
 Career..... 11 Cornelius Thompson, 1992 (CB)
 Bob Ballinger, 1981-84 (DT)

Long Fumble Return, Scoring
 95 Hal Hula at Central Methodist, 1999
 94 Shane Schut vs Lindenwood, 2000

Forced Fumbles
 Game..... 4 T Clark Wilson vs. Benedictine, 1997
 Season..... 9 Jay Hellwig, 1993
 Career..... 13 Jay Hellwig, 1991-94

Passes Broken Up
 Game..... 7 Troy Clayton at Graceland, 10-29-94 (CB)
 Anthony Dixon vs. Lambuth, 1996 (CB)
 Season..... 26 Troy Clayton, 1994 (CB)
 Career..... 48 Troy Clayton, 1993-96 (CB)

Blocked Kicks
 Game..... 2 Dalton Taylor vs Central Methodist, 10/22/16
 Dalton Taylor vs Culver-Stockton, 9/22/18
 Jacob Eden vs SAGU, 8/23/18
 Myles Williams vs MNU, 10/20/18
 Stan Bumgarner vs Tabor, 1981
 Season..... 4 Dalton Taylor, 2019 (DB)
 Keith Kingston, 1989 (DE)
 Steve Edwards, 1997 (DB)
 Career..... 9 Dalton Taylor, 2016-19 (DB)

Pressures (no longer tracked)
 Game..... 13 Michael Odom at Graceland, 1994
 Season..... 45 Lamont Wynn, 2000
 Career..... 107 Lamont Wynn, 1998-01

TEAM DEFENSIVE RECORDS

Total Fumbles
 Game..... 9 vs Missouri Valley, 1989
 Season..... 41 1980

Lost Fumbles
 Game..... 7 vs Missouri Valley, 1989
 Season..... 25 1980

Tackles
 Game..... 154 vs. Missouri Valley, 1993
 Season..... 1105 2001

Tackles For Losses
 Game..... 16 at Missouri Southern, 1980
 Season..... 108 2018

Quarterback Sacks
 Game..... 10 at Missouri-Rolla, 1982;
 vs Culver-Stockton, 1994;
 vs. William Jewell, 2001
 Season..... 56 2001

Interceptions
 Game..... 8 vs Culver-Stockton, 2022
 Season..... 29 1988^
 27 1977

*season includes 2 intercepted fumbles

Yards
 Game..... 146 vs. Benedictine, 2004
 Season..... 320 1996

Avg Yards Per Interception
 Game..... 36.5 vs. Benedictine, 2004 (4-146)
 Season..... 19.9 1987

Passes Broken Up
 Game..... 16 at Graceland, 1994
 Season..... 68 1978

Fumbles Recovered (Defense)
 Game..... 7 vs Midwestern, 1990
 Season..... 24 1983

Forced Fumbles
 Game..... 8 vs Langston, 1985
 Season..... 25 1997

Blocked Kicks
 Game..... 3 vs Tabor, 1981;
 vs William Jewell, 1992;
 vs Sioux Falls, 1996
 Season..... 10 1989

Pressures (no longer tracked)
 Game..... 51 at Graceland, 1994
 Season..... 190 1994

Touchdowns By Defense
 Game..... 3 vs. Graceland, 2002 (2 f, 1 INT)
 Season..... 5 2002 (3 f, 2 INT)

Touchdowns By Defense/Special Teams
 Game..... 3 vs. Graceland, 2002 (2 f, 1 INT)
 Season..... 6 2002 (3 f, 2 INT, 1 blk punt)

Touchdowns By Interception
 Game..... 1 several most recent:
 Athanie Leeviraphan at Central Methodist 2022 (40yds)
 Season..... 4 1996

Touchdowns By Fumble Return
 Game..... 2 vs. Graceland, 2002
 Season..... 3 1994; 2002

ANNUAL INTERCEPTION LEADERS

Year	Player	No.	Yds.	Avg.	TD
1977	Eric Collins	3	27	9.0	0
	Scott Thurber	3	84	28.0	1
1978	Eric Collins	8	168	21.0	2
1979	Mike Back	2	0	0.0	0
	Eric Collins	2	29	14.5	0
	Terry Flannigan	2	0	0.0	0
1980	Ron Fuller	4	25	6.2	0
1981	Gerald Dollar	4	38	9.5	1
1982	Reynold Mainse	3	0	0.0	0
1983	Gerald Dollar	3	0	0.0	0
1984	Scott Staerkel	4	23	5.7	0
1985	Robert Elling	4	47	11.7	0
	Ken Hendrick	4*	14	3.5	0
1986	Mike Petro	3	24	8.0	0
	Scott Staerkel	3	21	7.0	0
1987	Jerold Miller	4	65	16.2	0
1988	Otis Calhoun	9	94	10.4	2
1989	Joel Farina	2	5	2.5	0
	Paul Hinzman	2	8	4.0	0
	Jeff Simpson	2	8	4.0	0
1990	Rodney Bums	3	90	30.0	0
	Steve Forman	3	29	9.7	0
	Paul Hinzman	3	20	6.7	0
1991	Rodney Bums	7	140	20.0	0
1992	Cornelius Thompson	3	21	7.0	0
1993	Derrick McBride	8	49	6.1	0
1994	Troy Clayton	7	0	0.0	0
1995	Derek Isaacs	4	58	14.5	1
1996	Will Skeans	5	65	13.0	1
1997	Shea Allen	2	4	2.0	0
	Daryl Dollar	2	54	27.0	0
	Steve Edwards	2	32	16.0	0
	Nate Mothershed	2	24	12.0	0
	Shea Allen	5	90	18.0	0
1999	Shea Allen	5	30	6.0	0
2000	Kent Cottrell	2	42	21.0	1
	Omari Zackery	2	12	6.0	0
2001	Omari Zackery	9	63	7.0	0
2002	William White	5	33	6.6	0
2003	Beau Jackson	4	65	16.3	0
2004	Cedric Dewberry	4	126	31.5	1
	Micah Berteau	4	25	6.3	0
2005	Cedric Dewberry	3	114	38.0	0
	Travis Meacham	3	13	4.3	0
2006	Jon Fouch	3	50	16.7	1
2007	Travis Meacham	3	39	13.0	1
2008	Travis Meacham	4	32	8.0	0
2009	Cam Bruffet	4	6	0.6	0
2010	Chris Clinard	3	48	16.0	0
	Jeremy Campbell	3	39	13.0	0
	Cedric Reese	3	25	8.3	0
	Edward Sands	3	-2	-6	0
2011	Denzel Parnell	3	20	6.7	0
	Cam Bruffet	3	0	0	0
	Cam Bruffet	5	59	11.8	0
2013	Denzel Parnell	3	157	52.3	2
2014	Carsie Jones	3	19	0.3	0
2015	Dalton Taylor	3	11	0.3	0
2016	Dante Young	2	10	0.2	0
2017	Malachi Cobb	2	21	0.2	1
	ZaKorey Barr	2	61	0.2	0
	Brady Dawson	2	0	0	0
	Micah Daniles	2	4	0.2	0
	Athanie Leeviraphan	2	12	0.3	0
2018	Andrew Poppen	3	18	0.3	0
2019	Athanie Leeviraphan	6	7	0.7	0
2020	Tylar Murry	2	11	0.3	0
	Koel Orchard	2	10	0.3	0
2021	Nate Swofford	3	109	36.3	2
2022	Athanie Leeviraphan	7	94	13.4	2
2023	Brody Patterson	3	43	14.3	0
	Nate Swofford	3	39	13.0	0
2024	Erik Spring	3	24	8.0	0

*includes one intercepted fumble

INDIVIDUAL SEASON DEFENSIVE RECORDS

Interception return yards

1.....	181 - Terry Gammons (8-181) - 1988
2.....	168 - Eric Collins (8-168) - 1978
3.....	157 - Denzel Billy (3-157) - 2013
4.....	140 - Rodney Burns (7-140) - 1991
5.....	136 - Mike Benton (3-136) - 1988
6.....	130 - Otis Calhoun (9-130) - 1988
7.....	126 - Cedrick Dewberry (4-126) - 2004
8.....	114 - Cedric Dewberry (3-114) - 2005
9.....	109 - Nate Swofford (3-109) - 2021
10.....	100 - Jeremy Davis (2-100) - 2002

Interceptions

1.....	9 - Otis Calhoun (9-130) - 1988
.....	9 - Omari Zackery (9-63) - 2001
3.....	8 - Terry Gammons (8-181) - 1988
.....	8 - Eric Collins (8-168) - 1978
.....	8 - Derrick McBride (8-49) - 1993
6.....	7 - Rodney Burns (7-140) - 1991
.....	7 - Troy Clayton (7-0) - 1994
.....	7 - Athanie Leeviraphan (7-94) - 2022
9.....	6 - Derrick McBride (6-52) - 1994
.....	6 - Athanie Leeviraphan (6-7) - 2019
10.....	5 - Shea Allen (5-90) - 1998
.....	5 - Will Skeans (5-65) - 1996
.....	5 - Cam Bruffett (5-59) - 2012
.....	5 - William White (5-33) - 2002
.....	5 - Shea Allen (5-30) - 1999
.....	5 - Andrew Poppen (5-25) - 2019
.....	5 - Mike Back (5-21) - 1978

Interception return TDs

1.....	2 - Otis Calhoun - 1988
.....	2 - Eric Collins - 1978
.....	2 - Terry Gammons - 1988
.....	2 - Denzel Billy - 2013
.....	2 - Nate Swofford - 2021
.....	2 - Athanie Leeviraphan - 2022
5.....	1 - several

Fumble returns

1.....	4 - Will Boswell (4-68) - 2019
.....	4 - Aaron Moore (4-9) - 2001
.....	4 - Dominic Swillum (4-0) - 2019
4.....	3 - Hal Hula (3-109) - 1999
.....	3 - Nathan Thomas (3-104) - 2007
.....	3 - Aaron Moore (3-67) - 2002
.....	3 - Harvey Berrien (3-21) - 1994
.....	3 - Jay Hellwig (3-6) - 1994
.....	3 - Mark Giardetti (3-0) - 1996
.....	3 - Sam Dollar (3-0) - 1994
.....	3 - Bennie McDowell (3-0) - 2000
.....	3 - Zach Myers (3-0) - 2023
.....	3 - Bradley Myers (3-0) - 2024

Total tackles

1.....	165 - Terry Flannigan (77-88) - 1980
2.....	155 - Terry Flannigan (92-63) - 1978
3.....	151 - Bradley Myers (63-88) - 2023
4.....	150 - Jeff Seager (97-53) - 1992
5.....	144 - Gerald Dollar (86-58) - 1981
6.....	141 - Terry Flannigan (90-51) - 1977
7.....	140 - Jeff Seager (84-56) - 1993
8.....	139 - Terry Flannigan (53-86) - 1979
9.....	136 - Barry Howard (81-55) - 1999
10.....	135 - Sam Dollar (81-54) - 1993

Tackles for loss

1.....	27.5 - Andreas Moeller (27.5/113) - 2018
2.....	26.0 - Sam Morton (26.0/142) - 2019
3.....	21.5 - Zach Myers (21.5/92) - 2023
4.....	21.0 - Josh Evans (21.0/123) - 2016
5.....	20.0 - Josh Evans (20.0/117) - 2017
6.....	19.0 - Telacey Wilder (19.0/102) - 2018
7.....	17.0 - Josh Evans (17.0/88) - 2015
.....	17.0 - Ell Teycer (17.0/48) - 2014
9.....	16.0 - Michael Odom (16.0/67) - 1994

10..... 15.0 - Barry Howard (15.0/30) - 1999

Quarterback sacks

1.....	18.5 - Jay Hellwig (18.5/164) - 1994
2.....	15.0 - Jay Hellwig (15.0/94) - 1993
3.....	14.0 - Lamont Wynn (14.0/74) - 2001
4.....	12.5 - Josh Evans (12.5/71) - 2017
.....	12.5 - Josh Evans (12.5/99) - 2016
.....	12.5 - Randy Anoatubby (12.5/53) - 1988
7.....	12.0 - Harvey Berrien (12.0/110) - 1994
.....	12.0 - Andreas Moeller (12.0/69) - 2018
9.....	11.0 - James Hamilton (11.0/81) - 1978
10.....	10.5 - Zach Myers (10.5/59) - 2023

Fumbles forced

1.....	6 - Josh Evans - 2016
2.....	5 - Andreas Moeller - 2018
3.....	4 - David Johnson - 1985
.....	4 - Randy Anoatubby - 1986
.....	4 - Damon Williams - 1997
.....	4 - Benny McDowell - 2001
.....	4 - Reynold Mainse - 1982
.....	4 - Jay Hellwig - 1994
.....	4 - Shea Allen - 1998
.....	4 - Jeff Simpson - 1989
.....	4 - Edward Moye - 1996
.....	4 - Lamont Wynn - 2001
.....	4 - T. Clark Wilson - 1997

Fumbles recovered

1.....	6 - David Johnson - 1983
.....	6 - C. Thompson - 1992
3.....	5 - Zach Myers - 2023
4.....	4 - Ted Borgstadt - 1979
.....	4 - Steve Forman - 1989
.....	4 - Thaddeus Jones - 1989
.....	4 - Bob Bollinger - 1982
.....	4 - Robert Elling - 1985
.....	4 - Aaron Moore - 2001
.....	4 - Dominic Swillum - 2019
.....	4 - Will Boswell - 2019
.....	4 - Alan Ensminger - 1986
.....	4 - John Allen - 1983
.....	4 - Paul Hinzman - 1991
.....	4 - Mark Metcalf - 1982
.....	4 - Vic Pope - 1985
.....	4 - Doug Miolen - 1989
.....	4 - Ken Hendrick - 1985
.....	4 - Gerald Dollar - 1983
.....	4 - Scott Staerkel - 1984

Passes defended

1.....	33 - Troy Clayton (26 brup, 7 int) - 1994
2.....	27 - Omari Zackery (18 brup, 9 int) - 2001
3.....	22 - Terry Gammons (14 brup, 8 int) - 1988
4.....	21 - Anthony Dixon (17 brup, 4 int) - 1996
.....	21 - Mike Back (16 brup, 5 int) - 1978
6.....	20 - Shea Allen (15 brup, 5 int) - 1999
7.....	19 - Troy Clayton (17 brup, 2 int) - 1996
8.....	18 - Otis Calhoun (9 brup, 9 int) - 1988
.....	18 - Eric Collins (10 brup, 8 int) - 1978
10.....	16 - Nate Mothershed (14 brup, 2 int) - 1997
.....	16 - Athanie Leeviraphan (10 brup, 6 int) - 2019

Blocked kicks

1.....	4 - Steve Edwards - 1997
.....	4 - Dalton Taylor - 2019
3.....	3 - Keith Kingston - 1989
.....	3 - Daryl Dollar - 1997
.....	3 - Denzel Billy - 2012
.....	3 - Daryl Dollar - 1996
7.....	2 - several (most recent Nate Swofford, 2024)

INDIVIDUAL CAREER DEFENSIVE RECORDS

Interception return yards

- 1.296 - Rodney Burns (13-296) - 1990-93
- 2.257 - Eric Collins (16-257) - 1977-80
- 3.207 - Terry Gammons (10-207) - 1987-90
- 4.192 - Otis Calhoun (12-192) - 1987-88
- 5.186 - Nate Swofford (10-186) - 2020-24**
- 6.178 - Jerold Miller (11-178) - 1985-88
- 7.174 - Denzel Billy (4-174) - 2010-13
- 8.136 - Mike Benton (3-136) - 1988
- 9.126 - Cedrick Dewerry (4-126) - 2004
- 10.124 - Shea Allen (12-124) - 1997-00

Interceptions

- 1.16 - Eric Collins (16-257) - 1977-80
-16 - Athanie Leeviraphan (16-113) - 2017-22
- 3.14 - Derrick McBride (14-101) - 1993-94
-14 - Cam Bruffett (14-68) - 2009,11-13
- 5.13 - Rodney Burns (13-296) - 1990-93
- 6.12 - Otis Calhoun (12-192) - 1987-88
-12 - Shea Allen (12-124) - 1997-00
-12 - Troy Clayton (12-20) - 1993-96
- 9.11 - Jerold Miller (11-178) - 1985-88
-11 - Omari Zackery (11-75) - 1999-01

Fumble return yards

- 1.172 - Hal Hula (6-172) - 1998-01
- 2.104 - Nathan Thomas (3-104) - 2005-08
- 3.94 - Shane Schut (4-94) - 1997-00
- 4.76 - Aaron Moore (8-76) - 1999-02
- 5.72 - Marlon Coley (1-72) - 1994
- 6.70 - Edward Moyer (3-70) - 1996-97
- 7.68 - Will Boswell (4-68) - 2019
- 8.55 - Chandler Eden (2-55) - 2011-14
-55 - Judah Fuller (1-55) - 2010
- 10.52 - Reggie Roepke (1-52) - 2007-08

Total tackles (ast-u-a)

- 1.600 - Terry Flannigan (312-288) - 1977-80
- 2.427 - Gerald Dollar (265-162) - 1980-83
- 3.412 - Justin Keenoy (211-201) - 2002-05
- 4.400 - Barry Howard (257-143) - 1997-00
- 5.388 - Bradley Myers (220-168) - 2019-24**
- 6.352 - Jeff Seager (215-137) - 1990,92-93
- 7.329 - Sam Dollar (205-124) - 1991-94
- 8.321 - Jay Hellwig (204-117) - 1991-94
- 9.311 - Harvey Berrien (214-97) - 1994-97
- 10.294 - Aaron Moore (188-106) - 1999-02

Tackles for loss

- 1.64.5 - Josh Evans-2014-17
- 2.51.0 - Will Anoa'i - 2018-22
-46.0 - Andreas Moeller - 2016-18, 23
- 4.44.0 - Zach Myers - 2021-present**
- 5.43.0 - Sam Morton - 2016-19
- 6.41.0 - Barry Howard - 1997-00
-41.0 - Andrew Matrone - 2006-09
- 8.38.0 - Telacey Wilder - 2015-18
-37.0 - Jay Hellwig - 1991-94
- 10.36.5 - Ell Teycer - 2011-14

Quarterback sacks

- 1.45.5 - Jay Hellwig (45-1/343) - 1991-94
- 2.31.5 - Josh Evans (28-7/219) - 2014-17
- 3.30.0 - Lamont Wynn (30-0/184) - 1998-01
- 4.27.0 - Harvey Berrien (27-0/223) - 1994-97
- 5.23.0 - Joel Farina (23-0/209) - 1987-90
- 6.22.5 - Michael Odom (22-1/148) - 1992-95
- 7.19.0 - Andrew Matrone (18-2/122) - 2006-09
- 8.18.0 - Sam Morton (18-0/142) - 2016-19
- 9.17.5 - Telacey Wilder (16-3/137) - 2015-18
- 10.17.0 - Richard George (17-0/50) - 1981-84

Fumbles forced

- 1.11 - Lamont Wynn - 1998-01
- 2.10 - Josh Evans - 2014-17
- 3.8 - Barry Howard - 1997-00
- 4.7 - Gerald Dollar - 1980-83
-7 - Andreas Moeller - 2016-18, 23
- 6.6 - Harvey Berrien - 1994-97
-6 - Hal Hula - 1998-01
-6 - Edward Moyer - 1996-97
-6 - Bradley Myers - 2019-24**
- 10.5 - Terry Flannigan - 1977-80
-5 - Kirk Paschall - 1982-84
-5 - Telacey Wilder - 2015-18
-5 - Randy Anoa'tubby - 1985-88
-5 - Reynold Mainse - 1981-84
-5 - Bob Bollinger - 1981-84
-5 - Zach Reed - 2010-13
-5 - Trevon Myers - 2007-10
-5 - Will Anoa'i - 2018-22
-5 - Troy Rayburn - 2004-07

Fumbles recovered

- 1.10 - Bob Bollinger - 1981-84
- 2.8 - David Johnson - 1980,83-85
-8 - Aaron Moore - 1999-02
- 4.7 - Thaddeus Jones - 1986-89
-7 - Joel Farina - 1987-90
- 6.6 - Gerald Dollar - 1980-83
-6 - C. Thompson - 1991-92
-6 - Jay Hellwig - 1991-94
-6 - Hal Hula - 1998-01
-6 - Paul Hinzman - 1989-91
-6 - Doug Miolen - 1988-90
-6 - Zach Myers - 2021-present**
-6 - Jamie Wines - 1978-79,81-82

Passes defended

- 1.60 - Troy Clayton (48 brup, 12 int) - 1993-96
- 2.56 - Shea Allen (44 brup, 12 int) - 1997-00
- 3.45 - Terry Gammons (35 brup, 10 int) - 1987-90
-45 - Jerold Miller (34 brup, 11 int) - 1999-01
- 5.41 - Eric Collins (25 brup, 16 int) - 1977-80
- 6.38 - Mike Back (28 brup, 10 int) - 1978-80
-38 - Omari Zackery (27 brup, 11 int) - 1999-01
- 8.37 - Anthony Dixon (28 brup, 9 int) - 1993-96
- 9.33 - Athanie Leeviraphan (17 brup, 16 int) - 2017-22
- 10.32 - Nate Mothershed (27 brup, 5 int) - 1996-99

QB hurries (no longer tracked)

- 1.107 - Lamont Wynn - 1998-01
- 2.89 - Harvey Berrien - 1994-97
- 3.68 - Michael Odom - 1992-95
- 4.49 - Barry Howard - 1997-00
- 5.44 - Ryan Helton - 1992-95
-44 - Jay Hellwig - 1991-94
-44 - Alan Ensminger - 1986-87
- 8.42 - Mark Giardetti - 1993-96
- 9.40 - Edward Moyer - 1996-97
-40 - T. Clark Wilson - 1997-98

Blocked kicks

- 1.9 - Dalton Taylor - 2015-19
- 2.7 - Daryl Dollar - 1995-98
- 3.4 - Denzel Billy - 2010-13
-4 - J. Vendelin - 1994-97
-4 - Steve Edwards - 1995-97
- 6.3 - Travis Meacham - 2005-08
-3 - Mike Back - 1978-80
-3 - Terry Flannigan - 1977-80
-3 - Jacob Eden - 2016-19
-3 - Keith Kingston - 1986,88-90

ANNUAL QB SACK LEADERS

Year	Player	No.	Yds.
1977	Paul Anderson	1	5
	Rick Griep	1	5
	James Hamilton	1	5
	David Mastrangelo	1	5
	Gary Thomas	1	5
1978	James Hamilton	11	81
1979	Doug Mitcham	3	19
1980	Anthony Urban	3	18
1981	Gerald Dollar	8	63
1982	Richard George	4	32
	Lanny Isham	4	20
1983	Gerald Dollar	3	21
	Richard George	3	12
	Dave Johnson	3	15
	Solon Kazos	3	15
1984	Richard George	9	45
1985	Lanny Isham	6	49
	Dave Johnson	6	55
1986	Alan Ensminger	10	77
1987	Stan Cosner	7	47
1988	Joel Farina	10	87
1989	Thaddeus Jones	9	45
1990	Joel Farina	9	87
1991	Jay Hellwig	7	51
1992	Jay Hellwig	5	34
	Ryan Helton	5	38
	Jef Seager	5	25
1993	Jay Hellwig	15	94
1994	Jay Hellwig	18.5	164
1995	Nathan Fulk	6	49
1996	Harvey Berrien	10	78
1997	Damon Williams	6	43
1998	John Eklund	3	19
1999	Lamont Wynn	8	48
2000	Lamont Wynn	7	52
2001	Lamont Wynn	14	74
2002	Josh Hacker	5.5	38
2003	Justin Coon	5	17
	Josh Hacker	5	25
2004	Andy Zart	3	24
2005	Brian Rolling	3.5	17
2006	Brian Rolling	4	30
2007	Andrew Matrone	7	40
2008	Ryan Chaffin	6	32
2009	Ryan Chaffin	6	43
2010	Preston Henry	3.5	21
2011	Jamail Randle	7	42
2012	Jamail Randle	5	35
2013	Kenny Bennett	5	40.5
2014	Joshua Evans	2	16
2015	Josh Evans	4.5	33.5
2016	Josh Evans	12.5	99.5
2017	Josh Evans	12.5	67.0
2018	Andreas Moeller	12.0	69.7
2019	Sam Morton	10.0	82
2020	Will Anoa'i	5.0	31.5
2021	Will Anoa'i	5.0	35
2022	Will Anoa'i	6.5	42
2023	Zach Myers	10.5	59
2024	Kyair Warner	3.0	21
	Deacon Peterson	3.0	18

ANNUAL TACKLE FOR LOSS LEADERS

Year	Player	No.	Yds.
1977*			
1978	James Hamilton	10	59
1979	Fred Clark	8	51
1980	Terry Flannigan	11	28
1981	Thomas Jenkins	7	15
1982	Gerald Dollar	9	6
1983	Dave Johnson	6	25
1984	Ken Hendrick	12	43
1985	Ken Hendrick	5	8
	Tom Hobson	5	10
	Lanny Isham	5	12
	Rodney DeMoss	5	13
1986	Phil Wickwar	12	19
1987	Jim Brown	12	34
1988	Bobby Thomas	9	33
1989	Thaddeus Jones	12	29
1990	Joel Farina	10	32
1991	Ken Alonzo	7	24
1992	Jay Hellwig	5	26
1993	Jay Hellwig	13	50
1994	Michel Odom	16	67
1995	Mark Giardetti	7	13
	Ryan Helton	7	15
1996	Harvey Berrien	13	34
1997	Edward Moye	9	26
	Harvey Berrien	9	17
1998	John Eklund	10	15
1999	Barry Howard	15	30
2000	Barry Howard	11	25
2001	Hal Hula	13	26
2002	Steven Ballard	6	13
2003	Justin Coon	7.5	43
	Josh Hacker	7.5	29
2004	Cedrick Dewberry	7.5	35
2005	Cedrick Dewberry	11	31
2006	Andrew Matrone	9.5	46
2007	Andrew Matrone	12.5	51
2008	Andrew Matrone	9.5	26.5
2009	Andrew Matrone	9.5	39
2010	Mitch Wilson	10.5	43.3
2011	Preston Henry	11	66
2012	Zach Reed	14	50.8
2013	Kenny Bennett	14	68.5
2014	Ell C. Teycer	17	48
2015	Josh Evans	17	88.2
2016	Josh Evans	21.0	123.8
2017	Josh Evans	19.5	85.0
2018	Andreas Moeller	27.5	113.5
2019	Sam Morton	26.0	142
2020	Will Anoa'i	14.0	66.5
2021	Koel Orchard	14.0	45
2022	Will Anoa'i	14.0	56
2023	Zach Myers	21.5	92
2024	Bradley Myers	10.5	27

*not recorded in 1977

TEAM SEASON DEFENSIVE RECORDS

Interception return yards

1.....	561 (39-561) - 1988
2.....	320 (19-320) - 1996
3.....	266 (14-266) - 2009
4.....	260 (11-260) - 2013
5.....	250 (15-250) - 2004
	250 (17-250) - 1986
7.....	236 (13-236) - 1998
	236 (22-236) - 1978
9.....	227 (18-227) - 2001
10.....	225 (14-225) - 2002

Interceptions

1.....	39 (39-561) - 1988
2.....	22 (22-236) - 1978
3.....	20 (20-100) - 1994
4.....	19 (19-320) - 1996
5.....	18 (18-227) - 2001
	18 (18-146) - 2022
7.....	17 (17-250) - 1986
	17 (17-204) - 2010
	17 (17-70) - 2019
10.....	16 (16-156) - 1985
	16 (16-116) - 1984

Interception return TDs

1.....	5 - 1988
2.....	4 - 1996
3.....	3 - 2015
4.....	2 - 2013
	2 - 2001
	2 - 2008
	2 - 2002
	2 - 1997
	2 - 2006
	2 - 1978
	2 - 2022

Fumble recoveries

1.....	34 (34-0) - 1980
2.....	32 (32-121) - 2007
3.....	26 (26-0) - 1982
4.....	24 (24-0) - 1979
5.....	22 (22-111) - 1999
6.....	21 (21-45) - 1998
7.....	18 (18-101) - 1994
	18 (18-0) - 1978
	18 (18-4) - 2023
10.....	16 (16-129) - 2001

Total tackles

1.....	1115 (724-391) - 2001
2.....	1075 (656-419) - 1993
3.....	1057 (634-423) - 1978
4.....	1037 (662-375) - 1988
5.....	1030 (683-347) - 1996
6.....	988 (662-326) - 1997
7.....	983 (530-453) - 1980
8.....	969 (602-367) - 1994
9.....	962 (675-287) - 2002
10.....	932 (412-520) - 1979

Tackles for loss

1.....	108.0 (108-0/536) - 2018
2.....	98.5 (98-1/307) - 2014
3.....	94.0 (68-52/335) - 2021
4.....	91.0 (91-0/287) - 2023
5.....	89.5 (89-1/428) - 2019
	89.5 (89-1/370) - 2015
7.....	86.0 (86-0/340) - 2007
	86.0 (86-0/190) - 2001
9.....	84.0 (84-0/321) - 2011
10.....	83.0 (83-0/295) - 2022

Quarterback sacks

1.....	56.0 (56-0/347) - 2001
2.....	53.0 (53-0/402) - 1994
3.....	45.0 (45-0/263) - 1988
4.....	43.5 (43-1/300) - 2018
5.....	41.0 (41-0/295) - 1996
6.....	36.0 (36-0/226) - 1978
	36.0 (36-0/226) - 1993
8.....	34.0 (34-0/0) - 1981
9.....	33.0 (33-0/250) - 1986
10.....	32.0 (24-16/174) - 2017

Fumbles forced

1.....	25 - 1997
2.....	23 - 1991
3.....	22 - 1985
4.....	21 - 2001
	21 - 1993
	21 - 1994
7.....	17 - 2000
8.....	16 - 2018
9.....	15 - 2007
10.....	14 - 2019
	14 - 1980
	14 - 2010
	14 - 2023

Fumbles recovered

1.....	37 - 1983
2.....	34 - 1980
3.....	29 - 1989
4.....	27 - 1985
5.....	26 - 1982
	26 - 1988
7.....	25 - 1990
8.....	24 - 1979
9.....	23 - 1993
	23 - 1981

Blocked kicks

1.....	8 - 2015
	8 - 2018
	8 - 1997
	8 - 1996
5.....	7 - 2007
	7 - 2012
	7 - 1989
8.....	6 - 1978
	6 - 1980
	6 - 2016
	6 - 1994



>>> Josh Evans finished as a NAIA All-American after setting the Evangel record for tackles for loss and ranks second in career sacks.

DEFENSIVE RECORDS

ANNUAL PASS BROKEN UP LEADERS

Year	Player	No.
1977	Eric Collins	4
1978	Mike Back	16
1979	Eric Collins	10
1980	Eric Collins	9
1981	Ron Fuller	7
	John Picolo	7
1982	JimHuson	8
1983	Richie Wood	11
1984	Reynold Mainse	9
1985	Scott Staerkel	8
1986	Jerold Miller	9
1987	Terry Gammons	10
1988	Terry Gammons	13
1989	Steve Forman	8
1990	Terry Gammons	8
1991	Bob Bailey	14
1992	Nathaniel Bell	4
1993	Rodney Burns	8
1994	Troy Clayton	26
1995	Derek Isaacs	11
1996	Troy Clayton	17
	Anthony Dixon	17
1997	Nate Mothershed	14
1998	Nate Mothershed	7
1999	Shea Allen	15
2000	Shea Allen	14
2001	Omari Zackery	18
2002	Kent Cottrell	10
2003	Lee Coleman	5
	Justin Coon	5
	Drew Garrison	5
2004	Micah Berteau	10
2005	Josiah Cravalho	10
2006	Joel Stevens	7
2007	Chris Bodoio	12
2008	Travis Meacham	6
2009	Derek Jammer	4
2010	Edward Sands	7
2011	Cody Broadnax	4
2012	Cam Bruffett	7
2013	Denzel Billy	3
	Denzel Pernell	3
2014	Carsie Jones	7
	Denzel Pernell	7
2015	Michael Frazier	8
2016	ZaKorey Barr	5
2017	Andrew Poppen	6
2018	Jeno Bottinelli	7
2019	Athanie Leeviraphan	9
2020	Darien Ruffin	5
	Koel Orchard	5
2021	Athanie Leeviraphan	9
2022	Brody Patterson	12
2023	Brody Patterson	7
2024	Erik Spring	9

ANNUAL TACKLE LEADERS

Year	Player	UA	AST	TT
1977	Terry Flannigan	90	51	141
1978	Terry Flannigan	92	63	155
1979	Terry Flannigan	53	86	139
1980	Terry Flannigan	77	88	165
1981	Gerald Dollar	86	58	144
1982	Gerald Dollar	70	42	112
1983	Gerald Dollar	73	46	119
1984	Ken Hendrick	49	36	85
1985	Ken Hendrick	56	36	92
1986	Mike Benz	65	17	82
1987	Bobby Thomas	68	36	104
1988	Randy Anoatubby	73	52	125
1989	Stan Cosner	48	48	96
	Keith Kingston	57	39	96
1990	Dondi Culbertson	63	29	92
1991	Jef Seager	66	62	128
1992	Jef Seager	97	53	150
1993	Jef Seager	84	56	140
1994	Sam Dollar	69	45	114
1995	Harvey Berrien	64	36	100
1996	Daryl Dollar	73	33	106
1997	Edward Moye	56	32	88
1998	Edward Moye	58	29	87
1999	Barry Howard	81	55	136
2000	Barry Howard	82	44	126
2001	Hal Hula	77	45	122
2002	Aaron Moore	68	33	101
2003	Justin Keenoy	53	57	110
2004	Cedrick Dewberry	57	47	104
	Justin Keenoy	53	51	104
2005	Justin Keenoy	52	63	115
2006	Nathan Thomas	21	31	52
2007	Andrew Matrone	41	43	84
2008	Beau Grech	34	70	104
2009	Andrew Matrone	33	37	70
2010	Edward Sands	33	27	60
2011	Sam Guillaume	34	30	64
2012	Denzel Billy	29	65	94
2013	Dante Young	42	28	70
2014	Dante Young	54	41	95
2015	Devon Overall	48	62	110
2016	Devon Overall	99	60	39
2017	Josh Evans	40	33	73
2018	Sam Morton	41	55	96
2019	Sam Morton	51	46	97
2020	Koel Orchard	37	21	58
2021	Koel Orchard	51	46	74
2022	Bradley Myers	51	51	102
2023	Bradley Myers	63	88	151
2024	Bradley Myers	46	75	121

ANNUAL FUMBLE RECOVERY LEADERS

Year	Player	No.
1977	Paul Anderson	2
	James Hamilton	2
1978	Terry Flannigan	3
	James Hamilton	3
1979	Kirk Hay	2
1980	Tommy Loftin	2
	Joel Lynn	2
	John Picolo	2
1981	Bob Bollinger	3
	Thomas Jenkins	3
1982	Bob Bollinger	4
	Mark Metcalf	4
1983	Dave Johnson	6
1984	Scott Staerkel	4
1985	Robert Elling	4
	Ken Hendrick	4
	Vic Pope	4
1986	Alan Enslinger	4
1987	Jim Brown	3
1988	Dondi Culbertson	3
1989	Steve Forman	5
1990	Joel Farina	2
	Paul Hinzman	2
	Jef Seager	2
	Jeff Simpson	2
1991	Paul Hinzman	4
1992	Cornelius Thompson	6
1993	Andy Ford	2
	Jerry Knowles	2
	Shad McGuire	2
	Mike Odom	2
1994	Sam Dollar	3
	Jay Hellwig	3
	Harvey Benien	3
1995	Nathan Fulk	2
1996	Mark Giardetti	3
1997	Barry Howard	2
	Edward Moye	2
	T Clark Wilson	2
1998	Terrance Butler	2
	Daryl Dollar	2
	Shad Edwards	2
	Kaylam Guidry	2
1999	Hal Hula	3
2000	Benny McDowell	3
2001	Aaron Moore	4
2002	Aaron Moore	3
2003	Robb Richardson	3
2004	Cedrick Dewberry	2
2005	Cedrick Dewberry	3
2006	Seven Players	1
2007	Nathan Thomas	3
	Robb Richardson	1
2008	Beau Grech	2
	Travis Meacham	2
	John Hunt	2
2009	Mitch Wilson	2
	Felton McWhorter	2
2010	Zach Reed	2
	Morgan Cox	2
2011	Sam Guillaume	3
2012	Jamail Randle	3
	Lamar Allen	3
2013	Denzel Billy	3
2014	Dante Young	2
2015	Michael Fraizer	2
2016	Josh Evans	3
2017	Taylor Green	2
2018	Six Players	1
2019	Dominic Swillum	4
2020	Will Anoa'i	1
	Hosea Jones	1
2021	Dalton Cloyd	3
2022	Seven Players	1
2023	Zach Myers	5
2024	Bradley Myers	3

ATTENDANCE RECORDS

Home	5,350	vs Graceland, 10/5/19
	5,200	vs Liberty (Va.), 10-9-82
Away	11,400	at Neb-Omaha, 9-1-79

BY MONTH

August	7-3
September	*95-78-1
October	*97-84-2
November	*54-56
December	2-4

OVERALL RECORDS (46 seasons)

Overall	*262-232-3 (497 games)
Home	*137-101-1
Away	*115-116-2
Neutral	*1-1-1
	win at 1999 KWTO Bowl, Bolivar, Mo.;
	1 loss at 2002 CMH Bowl, Bolivar, Mo.
Ties	3

[Oct. 10, 1987, tied SE Oklahoma at homecoming at JFK 3-3; Sept. 3, 1994, tied at McMurry University in Abilene, Texas, 14-14; Oct. 7/1995, at MidAmerica Nazarene in Olathe, Kans., 7-7]

HOME STADIUMS

John F. Kennedy Stadium	72-72-1
<small>[Evangel's home field from 1977 through 1988 and 2001-2015]</small>	
Plaster Sports Complex	36-18
Tiger Stadium [Ozark, Mo.]	17-9
Eagle Stadium [Nixa, Mo.]	14-7

HAAC	159-111-1	267 games
KCAC	8-2	10 games

Records include only Heart and KCAC Division games when conference moved to North and South. Record also includes seven forfeit losses in 1988. Heart member record includes 0-1 vs. Benedictine in 2001 playoffs.

WEATHER

TEMPERATURE RECORDS, HOTTEST

Home	91	vs Baker, 9-7-02
	90	vs. Midwestern St [Tex.], 9-1-90
Away	99	at Tabor, 9-2-23
	96	at Arizona Christian, 8-23-14
	94	at McMurry [Tex.], 9-5-92

COLDEST

Home	25	vs. MidAmerica Nazarene, 11-2-91
Away	24	at Graceland 11-25-14

Rain Games 45

[27-16-1 overall, 16-6-1 at home, 11-9 on road, 1-1 neutral site]

Note: All rain games include a forfeit win at Peru State in 1987, a forfeit loss on neutral field [Plaster] vs. Nebraska Wesleyan in 1988 and a forfeit loss at home vs. Bethany KS in 1988 in JFK. The two losses were NIAA II playoff games.

Snow Games 3

[2-1 overall, lost at Olivet Nazarene II in 1980, won at home in JFK Stadium versus Graceland in 1993, won at Graceland in 2014]

Note: although it wasn't snowing at the time, EU played on snow-covered field in 2002 [CMH Bowl]

*includes three forfeit wins [one in 1981, two in 1987, two at home, one away, all three in September and 11 forfeit losses all in 1988, six at home, four away, one neutral at Plaster, four in September, four in October, three in November]

HOMECOMING RECORD

Year	Date	Opponent	Site	W/L	EC-Opp	Attendance	Temp., Misc.	Record
1977	Oct. 8	Arkansas Tech University	JFK	Lost	15-58	4,200	70	0-1
1978	Oct. 14	Arkansas-Monticello	JFK	Lost	0-26	5,000	54	0-2
1979	Oct. 13	Benedictine College KS	JFK	Won	34-13	3,489	51	1-2
1980	Oct. 11	Langston University OK	JFK	Lost	8-21	4,513	61	1-3
1981	Oct. 10	Olivet Nazarene College IL	JFK	Won	22-7	3,600	59	2-3
1982	Oct. 9	Liberty University VA	JFK	Lost	19-35	5,200	57	2-4
1983	Oct. 1	Harding University AR	JFK	Lost	6-26	3,000	76	2-5
1984	Oct. 6	Langston University OK	JFK	Won	39-14	3,600	72	3-5
1985	Oct. 12	Southeastern Oklahoma State	JFK	Won	31-29	3,400	66, rain	4-5
1986	Oct. 4	Langston University OK	JFK	Won	52-0	3,500	63	5-5
1987	Oct. 10	Southeastern Oklahoma State	JFK	Tied	3-3	1,725	42, rain	5-5-1
1988	Oct. 15	Tarkio College MO	JFK	Lost*	43-17	5,017	74	5-6-1
1989	Oct. 21	MidAmerica Nazarene KS	Plaster	Won	43-14	3,200	71	6-6-1
1990	Oct. 20	Tarkio College MO	Plaster	Lost	6-18	4,200	60	6-7-1
1991	Oct. 5	Missouri Valley College	Plaster	Lost	13-24	3,010	56	6-8-1
1992	Oct. 10	MidAmerica Nazarene KS	JFK	Won	31-12	4,100	64	7-8-1
1993	Oct. 2	Benedictine College KS	Plaster	Won	36-13	4,000	63	8-8-1
1994	Oct. 8	MidAmerica Nazarene KS	JFK	Lost	14-19	2,700	53, rain	8-9-1
1995	Sept. 30	Benedictine College KS	Plaster	Lost	7-34	3,500	81	8-10-1
1996	Sept. 21	Culver-Stockton College MO	Plaster	Won	47-6	3,250	78	9-10-1
1997	Oct. 4	Benedictine College KS	Plaster	Won	31-14	3,176	79	10-10-1
1998	Oct. 10	MidAmerica Nazarene KS	JFK	Lost	17-24	3,200	69	10-11-1
1999	Oct. 2	Benedictine College KS	Plaster	Lost	28-34	2,600	68	10-12-1
2000	Oct. 7	MidAmerica Nazarene Univ. KS	JFK	Lost	13-16, OT	2,800	44	10-13-1
2001	Sept. 29	Culver-Stockton College MO	JFK	Won	27-17	2,900	69	11-13-1
2002	Oct. 12	Benedictine College KS	JFK	Lost	13-20	3,327	71	11-14-1
2003	Oct. 4	Graceland University IA	Plaster	Won	38-23	3,865	66	12-14-1
2004	Oct. 9	William Jewell College MO	JFK	Lost	20-21	3,727	72	12-15-1
2005	Oct. 8	Lindenwood University MO	JFK	Won	24-10	5,175	70	13-15-1
2006	Oct. 14	Benedictine College KS	JFK	Won	19-17	3,725	71	14-15-1
2007	Oct. 13	Baker University KS	JFK	Lost	14-16	4,124		14-16-1
2008	Oct. 11	Avila University MO	JFK	Won	19-6	3,644		15-16-1
2009	Oct. 10	Central Methodist University MO	JFK	Lost	6-10	3,601		15-17-1
2010	Oct. 16	Missouri Valley	JFK	Lost	17-31	3,627		15-18-1
2011	Oct. 8	Graceland University IA	JFK	Won	27-21	3,876		16-18-1
2012	Oct. 13	Peru State NE	JFK	Won	38-23	2,973		17-18-1
2013	Oct. 19	Culver-Stockton College MO	Plaster	Won	34-28	1,723	rain	17-19-1
2014	Oct. 11	Avila University MO	JFK	Won	54-20	3,612	55, rain	18-19-1
2015	Oct. 3	Graceland, IA	Plaster	Lost	3-6			18-20-1
2016	Oct. 22	Central Methodist MO	Ozark	Won	30-28	3,847	74, sunny	19-20-1
2017	Oct. 7	Graceland IA	Ozark	Won	38-7	4,341	79, sunny	20-20-1
2018	Oct. 20	MidAmerica Nazarene KS	Ozark	Lost	26-33	4,129	62, sunny	20-21-1
2019	Oct. 5	Graceland IA	Ozark	Won	65-0	5,350	74, partly cloudy	21-21-1
2020	Oct. 24	MidAmerica Nazarene KS	Ozark	Lost	21-28	450	55, overcast	21-22-1
2021	Oct. 23	Baker KS	Nixa	Lost	21-34	3,500	58, thunderstorms	21-23-1
2022	Oct. 29	MidAmerica Nazarene KS	Nixa	Won	21-13	4,320	64, overcast	22-23-1
2023	Oct. 21	Friends KS	Nixa	Won	20-11	3,975	80, sunny	23-23-1
2024	Oct. 5	Avila MO	Nixa	Won	44-3	3,750	84, sunny	24-23-1

*forfeit loss

MISCELLANEOUS RECORDS

HOME OPENERS

Year	Site	Opponent	Result	EU-Opp	Record
2024	N	Tabor	Won	33-17	31-17
2023	N	Kansas Wesleyan	Won	17-7	30-17
2022	N	Clarke	Won	31-20	29-17
2021	N	Graceland	Won	62-0	28-17
2020	O	Grand View	Lost	13-35	27-17
2019	O	Peru State	Won	22-14	27-16
2018	O	SAGU	Won	28-9	26-16
2017	O	Peru State	Won	21-19	25-16
2016	O	Benedictine, KS	Lost	3-35	24-16
2015	J	Peru State, NEB	Won	25-20	24-15
2014	J	Southwestern College, KS	Won	45-14	23-15
2013	J	MidAmerica Nazarene, KS	Lost	22-54	22-15
2012	J	Friends University KS	Won	27-14	22-14
2011	J	Baker University KS	Won	34-27	21-14
2010	J	Benedictine College	Lost	19-38	20-14
2009	J	Lindenwood University	Lost	6-63	20-13
2008	J	William Jewell College	Won	24-12	20-12
2007	J	Langston University	Won	24-0	19-12
2006	J	Missouri Valley College	Lost	23-29	18-12
2005	J	MidAmerica Nazarene Univ. KS	Lost	28-33	18-11
2004	J	Culver-Stockton College MO	Won	38-28	18-10
2003	J	Baker University KS	Won	28-15	17-10
2002	J	Baker University KS	Won	38-25	16-10
2001	J	William Jewell College MO	Won, OT	20-13	15-10
2000	P	Culver-Stockton College MO	Won	28-6	14-10
1999	P	Lindenwood University MO	Won	21-18	13-10
1998	P	Culver-Stockton College MO	Won	54-16	12-10
1997	P	Lindenwood University MO	Won	37-20	11-10
1996	P*	Culver-Stockton College MO	Won	47-6	10-10
1995	P*	Benedictine College KS	Lost	7-34	9-10
1994	P	Culver-Stockton College MO	Won	54-0	9-9
1993	P	McMurry University TX	Won	24-6	8-9
1992	P	Culver-Stockton College MO	Won	43-13	7-9
1991	J	Union College KY	Won	27-14	6-9
1990	P	Midwestern State University TX	Won	36-0	5-9
1989	P	Harding University AR	Lost	9-10	4-9
1988	J	Baker University KS	Lost (f)	31-3	4-8
1987	J	Harding University AR	Won (f)	0-27	4-7
1986	J	Peru State College NE	Won	22-14	3-7
1985	J	Missouri Valley College	Lost	6-13	2-7
1984	J	Peru State College NE	Lost	7-14	2-6
1983	J	Southwestern College KS	Won	23-3	2-5
1982	J	Harding University AR	Lost	14-15	1-5
1981	J	Missouri Western State College	Lost	20-27	1-4
1980	J	Missouri S&T	Lost	20-40	1-3
1979	J	Missouri Western State College	Lost	20-37	1-2
1978	J	Central Methodist College MO	Won	27-19	1-1
1977	J	William Jewell College MO	Lost	0-7	0-1

J=John F. Kennedy Stadium, P=Plaster Sports Complex, O=Tiger Stadium, Ozark, Mo., N-Eagle Stadium, Nixa, Mo.
*homecoming (f)=forfeit

MOST POINTS BY EVANGEL

Score	Opponent
78-9 at Culver-Stockton (9/20/97)
70-17 at Central Methodist (11/6/99)
68-17 vs Bethany (10/19/24)
65-0 vs Graceland (10/5/19)
62-0 vs Graceland (9/4/21)
59-42 at Saint Mary (9/16/23)
59-13 vs Culver Stockton (9/17/16)
55-23 vs Central Methodist (11/12/05)
55-0 vs Sterling (9/9/23)
54-36 at Culver Stockton (10/28/89)
54-0 vs Culver Stockton (9/17/94)
54-16 vs Culver Stockton (9/19/98)
54-44 vs Benedictine (9/29/12)
54-21 vs Avila (10/20/12)
54-20 vs Avila (10/11/14)
52-0 vs Langston (10/4/86)
52-20 at Culver Stockton (9/19/15)
51-48 at Missouri Valley (9/3/05)
51-14 at Culver Stockton (9/16/17)
49-16 at Central Methodist (10/27/12)
48-0 vs Central Methodist (10/23/82)
48-0 vs Kansas Wesleyan (11/17/01)
48-73 at Graceland (10/2/04)
47-0* vs Graceland (10/1/88)
47-7 at Culver Stockton (9/18/93)
47-21 at Benedictine (10/1/94)
47-6 vs Culver Stockton (9/21/96)
47-12 at Graceland (9/22/01)
47-48 vs Missouri Valley (9/21/02)
47-14 vs Graceland (10/22/05)
47-33 at Missouri Valley (10/31/20)
46-17 vs baker (10/26/96)
46-6 vs McKendree (11/22/97)
45-0 vs Friends (KS) (10/3/81)
45-14* vs Nebraska Wesleyan (11/19/88)
45-6 at Graceland (10/31/92)
45-23 vs Hardin Simmons (11/23/96)
45-18 vs Graceland (10/30/99)
45-6 vs Avila (10/20/01)
45-31 vs Culver Stockton (11/13/10)
45-23 at Culver Stockton (9/15/12)
45-14 vs Southwestern (KS) (9/13/14)
44-17 vs Central Methodist (11/10/01)
44-13 vs Graceland (9/28/02)
44-37 at Avila (10/26/02)
44-17 vs Avila (11/5/16)
44-6 at Avila (9/30/23)
44-3 vs Avila (10/5/24)
43-45 vs Benedictine (10/18/86)
43-17* vs Tarkio (10/15/88)
43-14 vs MidAmerica Nazarene (10/21/89)
43-13 vs Culver Stockton (9/19/92)
43-42 vs Baker (10/24/92)
43-27 at Lindenwood (9/23/00)
43-20 at Avila (9/21/13)
42-25 vs Benedictine (11/4/78)
42-24 at Missouri Valley (9/29/90)
42-14 at Graceland (10/29/94)
42-7 vs Lindenwood (10/27/01)
42-35 at Culver Stockton (10/5/02)
42-35 vs Benedictine (9/25/04)
41-0 vs Lincoln (MO) (9/28/85)
41-7 at Missouri Valley (9/15/01)
41-33 vs MidAmerica Nazarene (11/9/02)
41-18 at Avila (9/17/05)
41-20 at Avila (10/6/07)
41-17 vs Culver Stockton (10/25/08)
41-37 vs Avila (10/30/10)
41-28 at Central Methodist (10/14/17)
41-38 vs Bethel (Kan.) (11/11/23)
40-15 at Baptist Christian (10/15/77)
40-39 vs Graceland (11/1/97)
40-16 at Arizona Christian (8/23/14)

*game was forfeited by Evangel

SEASON OPENERS

Year	Site	Opponent	Result	EU-Opp	Record
2024	A	Kansas Wesleyan	Won	35-24	25-23-1
2023	H	Kansas Wesleyan	Won	17-7	24-23-1
2022	H	Clarke	Won	31-20	23-23-1
2021	A	Clarke	Won	24-10	22-23-1
2020	A	Culver-Stockton	Lost	17-34	21-23-1
2019	A	William Penn	Won	19-7	21-22-1
2018	H	Southwestern Assemblies of God	Won	28-9	20-22-1
2017	A	Grand View	Lost	17-37	19-22-1
2016	H	Benedictine, KS	Lost	3-35	19-21-1
2015	A	Benedictine, KS	Lost	14-24	19-20-1
2014	A	Arizona Christian	Won	40-16	19-18-1
2013	A	Kansas Wesleyan KS	Lost	28-38	18-18-1
2012	A	Friends University KS	Won	27-14	18-17-1
2011	A	Nicholls State University LA	Lost	0-42	17-17-1
2010	A	Lindenwood University	Lost	7-68	17-16-1
2009	H	Lindenwood University	Lost	6-63	17-15-1
2008	H	William Jewell College	Won	24-12	17-14-1
2007	A	William Jewell College	Lost	10-21	16-14-1
2006	H	Missouri Valley College	Lost	23-29	16-13-1
2005	A	Missouri Valley College	Won	51-48	16-12-1
2004	A	Baker University	Lost	24-34	15-12-1
2003	H	Baker University	Won	28-15	15-11-1
2002	H	Baker University	Won	38-25	14-11-1
2001	A	Baker University	Won	29-14	13-11-1
2000	H	Culver-Stockton College	Won	28-6	12-11-1
1999	A	Culver-Stockton College	Won, OT	36-35	11-11-1
1998	H	Culver-Stockton College	Won	54-16	10-11-1
1997	A	Culver-Stockton College	Won	78-9	9-11-1
1996	H*	Culver-Stockton College	Won	47-6	8-11-1
1995	A	Lambuth University TN	Lost	13-27	7-11-1
1994	A	McMurry University TX	Tied	14-14	7-10-1
1993	H	McMurry University TX	Won	24-6	7-10
1992	A	McMurry University TX	Won	22-7	6-10
1991	H	Union College KY	Won	27-14	5-10
1990	H	Midwestern State University TX	Won	36-0	4-10
1989	H	Harding University AR	Lost	9-10	3-10
1988	A	Lincoln University MO	Lost (f)	28-7	3-9
1987	A	Peru State College NE	Won (f)	14-15	3-8
1986	H	Peru State College NE	Won	22-14	2-8
1985	A	Peru State College NE	Lost	7-34	1-8
1984	H	Peru State College NE	Lost	7-14	1-7
1983	A	William Jewell College MO	Lost	16-30	1-6
1982	A	Southwestern College KS	Won	24-3	1-5
1981	H	Missouri Western State College	Lost	20-27	0-5
1980	A	Central Arkansas	Lost	17-55	0-4
1979	A	Nebraska-Omaha	Lost	0-38	0-3
1978	A	Langston University OK	Lost	7-12	0-2

EVANGEL FOOTBALL BY DECADES

YRS	RECORD	PCT.
1977-79	9-22	.290
1980-89	34-66	.340
1990-99	71-29	.710
2000-09	60-46	.566
2010-19	55-52	.514
2020-24	33-17	.660

HEAD COACHING COMPARISON

COACH	ALL-TIME WINNING PERCENTAGE		
	YEARS	REC	PCT.
Charles Linn	1999-01	24-7	.774
Keith Barefield	1989-1998	66-33-2	.663
Chuck Hepola	2016-present	61-33	.648
Scott Metcalf	2002-09	44-41	.517
Brenton Illum	2010-14	27-36	.428
Dave Schroeder	1983-88	22-38-1	.368
Denny Duron	1977-82	18-44	.290

COACH	ALL-TIME WINS
	WINS
Keith Barefield	66
Chuck Hepola	61
Scott Metcalf	44
Brenton Illum	27
Charles Linn	24
Dave Schroeder	22
Denny Duron	18

COACH	GAMES COACHED
	GAMES
Keith Barefield	101
Chuck Hepola	94
Scott Metcalf	85
Brenton Illum	63
Denny Duron	62
Dave Schroeder	61
Charles Linn	31

Note: Duron's record includes one forfeit win in 1981, Schroeder's record includes two forfeit wins in 1987 and 11 forfeit losses in 1988.

FOOTBALL HISTORY



T W O T H O U S A N D A N D T W E N T Y - F I V E

YEAR-BY-YEAR HISTORY

Year	----- OVERALL -----		----- CONFERENCE -----			Postseason	Coach
	Record	Pct.	Record	Pct.	Finish		
1977	3-6	.333					Denny Duron
1978	5-6	.455					Denny Duron
1979	1-10	.091					Denny Duron
1980	1-10	.091					Denny Duron
1981	5-5*	.500					Denny Duron
1982	3-7	.300					Denny Duron
1983	2-8	.200					Dave Schroeder
1984	5-4	.556					Dave Schroeder
1985	4-6	.400					Dave Schroeder
1986	6-4	.600					Dave Schroeder
1987	5-4-1*	.550					Dave Schroeder
1988	0-12*	.000	0-7*	.000	8th*	Semifinals	Dave Schroeder
1989	3-6	.333	3-4	.429	5th		Keith Barefield
1990	4-6	.400	3-4	.429	5th		Keith Barefield
1991	6-4	.600	3-3	.500	4th		Keith Barefield
1992	7-3	.700	6-2	.750	3rd		Keith Barefield
1993	8-2	.800	7-1	.875	1st, tie	First Round	Keith Barefield
1994	7-3-1	.682	6-2	.750	2nd, tie	First Round	Keith Barefield
1995	6-2-1	.722	6-1-1	.812	2nd		Keith Barefield
1996	11-1	.917	9-0	1.000	1st	Semifinals	Keith Barefield
1997	9-2	.818	8-1	.889	1st, tie	Quarterfinals	Keith Barefield
1998	5-4	.556	5-4	.556	4th, tie		Keith Barefield
1999	8-2	.800	7-2	.778	2nd	KWTO Bowl	Charlie Linn
2000	5-4	.556	5-4	.556	4th		Charlie Linn
2001	11-1	.917	10-0	1.00	1st	Quarterfinals	Charlie Linn
2002	8-3	.727	8-2	.800	2nd, tie	CMH Bowl	Scott Metcalf
2003	6-4	.600	6-4	.600	3rd		Scott Metcalf
2004	4-6	.400	4-6	.400	6th, tie		Scott Metcalf
2005	9-3	.750	8-2	.800	1st, tie	Quarterfinals	Scott Metcalf
2006	4-6	.400	4-6	.400	7th, tie		Scott Metcalf
2007	6-5	.545	5-5	.500	6th, tie		Scott Metcalf
2008	4-7	.363	4-6	.400	6th, tie		Scott Metcalf
2009	3-7	.300	3-7	.300	7th, tie		Scott Metcalf
2010	4-6	.400	4-6	.400	6th, tie		Brenton Illum
2011	3-7	.300	3-6	.333	6th, tie		Brenton Illum
2012	7-4	.636	6-3	.666	4th		Brenton Illum
2013	4-6	.400	4-5	.444	6th		Brenton Illum
2014	6-5	.545	4-5	.444	6th, tie		Brenton Illum
2015	3-8	.272	0-5	.000	6th (South)		Brenton Illum
2016	4-7	.363	2-3	.400	4th (South)		Chuck Hepola
2017	7-4	.636	4-1	.800	1st, tie (South)		Chuck Hepola
2018	9-2	.818	2-2	.500	2nd (South)		Chuck Hepola
2019	8-3	.727	3-2	.600	2nd (South)		Chuck Hepola
2020	2-5	.285	1-3	.250	5th (South)		Chuck Hepola
2021	5-6	.455	2-3	.400	4th (South)		Chuck Hepola
2022	7-3	.700	4-1	.800	2nd (South)		Chuck Hepola
2023	11-1	.917	5-0	1.000	1st (Kessinger)	Second Round	Chuck Hepola
2024	8-2	.800	3-2	.600	3rd, tie (Kessinger)		Chuck Hepola

262-232-3 .530 167-120-1 .581

* 1988 includes 11 forfeit losses, including seven conference losses and conference championship; 1987 includes two forfeit wins; 1981 includes one forfeit win. Conference record doesn't include 2001 loss to Benedictine in NAIA playoffs.

NATIONAL AWARD WINNERS



NAIA PLAYER OF THE YEAR
1996 - Troy Clayton, CB



Remington Award Winner
2006 - Jeremiah Hays, sr



**NAIA CENTRAL DIVISION
SPECIAL TEAMS PLAYER OF THE YEAR**
2005 - Micah Cravalho, returner



**NAIA FOOTBALL GAZETTE
PLAYER OF THE YEAR (BY POSITION)**
2001 - Dimitrius Breedlove, WR
2001 - Hal Hula, DB

NAIA All-American

- 1978 (Div. I)
Jim Bailie, OG, 2nd team
- 1979 (Div. I)
Terry Flannigan, LB, h.m.
- 1980 (Div. I)
Terry Flannigan, LB, h.m.
- 1981 (Div. I)
John Pico, DB, h.m.
- 1983 (Div. I)
Tony Dollinger, TB, h.m.
- 1984 (Div. I)
Tony Dollinger, TB, 1st team
Ken Hendrick, LB, h.m.
Stan McGehee, OT, h.m.
- 1985 (Div. I)
Tony Dollinger, TB, h.m.
Ken Hendrick, LB, h.m.
- 1986 (Div. I)
Dana Sutton, FB, h.m.
Dave Wilson, OC, h.m.
- 1987 (Div. I)
Steve Richardson, OG, h.m.
- 1988 (Div. II)
Otis Calhoun, CB, 1st team
- 1992 (Div. II)
Derrick Clark, TB, 1st team
Nathaniel Bell, PR, 2nd team
Brian Bent, OL, h.m.
Gavin Jones, SB, h.m.
Chris Nowels, PK, h.m.
- 1993 (Div. II)
Derrick Clark, TB, 1st team
Derrick McBride, FS, h.m.
Jef Seager, ILB, h.m.

- 1994 (Div. II)
Jay Hellwig, OLB, 1st team
Derrick McBride, FS, 2nd team
Shad McGuire, CC, h.m.
- 1995 (Div. II)
John Wachob, OT, h.m.
- 1996 (Div. II)
John Wachob, OT, 1st team
Eric Apgar, PK, h.m.
Troy Clayton, CB, h.m.
John Dollar, SE, h.m.
- 1997 (no divisions)
John Dollar, SE, h.m.
Kenny Holmes, OC, h.m.
- 1998
Daryl Dollar, SS, h.m.
John Eklund, DE, h.m.
- 1999
Barry Howard, LB, h.m.
Joe Wurtz, OL, h.m.
- 2000
Shea Allen, CB, h.m.
Barry Howard, LB, h.m.
- 2001
Dimitrius Breedlove, WR, 1st team
Lamont Wynn, LB, 1st team
Omari Zackery, CB, 1st team
Marshall Dos Reis, TB, 2nd team
Hal Hula, SS, 2nd team
David Peppelman, PK, 2nd team
- 2002
Greg Garka, TE, 2nd team
Brett Mitchell, QB, h.m.
- 2005
Micah Cravalho, PR, 1st team
Jeremiah Hays, OL, OL, h.m.
Demetric Phillips, RB, h.m.
- 2012
Jesse Vaughn, WR, 1st team
- 2018
Andreas Moeller, DL, 1st team
- 2019
Sam Morton, LB, 2nd team
Athanie Leeviraphan, CB, h.m.
- 2022
Athanie Leeviraphan, CB, 1st team
- 2023
Bradley Myers, LB, 1st team
Dillon Hester, WR, 2nd team
CJ Anoa'i, OL, 3rd team
Zach Myers, DE, 3rd team
- 2024
Bradley Myers, LB, 2nd team
Jonah Edwards, K, 3rd team
CJ Anoa'i, OL, 3rd team

Coaches Association began selecting the NAIA team in 2006. A 25-member team (1st team) was selected.

- 2012
Jesse Vaughn, WR, 1st team
- 2018
Andreas Moeller, DL, 1st team
- 2019
Sam Morton, LB, 2nd team
- 2022
Athanie Leeviraphan, CB, 1st
- 2023
Bradley Myers, LB, 1st team
Dillon Hester, WR, 2nd team
- 2024
Bradley Myers, LB, 2nd team

AP Little All-American

- 1987
Steve Richardson, OG, h.m.
- 1996
John Wachob, OL, 3rd team
- 2017
Josh Evans, DE, 2nd team
- 2018
Andreas Moeller, DL, 1st team
- 2019
Sam Morton, LB, 2nd team
- 2022
Athanie Leeviraphan, CB, 1st team
- 2023
Bradley Myers, LB, 1st team
Zach Myers, DE, 1st team
CJ Anoa'i, OL, 2nd team

NAIA All-Area Independent

- 1987 (only year available for Evangel players)
First Team
Jim Brown, DE
Otis Calhoun, CB
Alan Ensminger, DE
James Feazell, WR
Ron Harris, TE
John Price, QB
Steve Richardson, OC
Bobby Thomas, LB

**Football Gazette NAIA
National Defensive Football
Gazette College Division All-
American**

- 1986
Dave Wilson, OC, 2nd team
- 1987
Steve Richardson, OC, 2nd team
- 1988
Bobby Thomas, LB, 1st team
Otis Calhoun, CB, 2nd team

Football Gazette


NAIA All-American (Div. II)

- 1992
Nathaniel Bell, KR, 2nd team
Derrick Clark, TB, 2nd team
- 1995
Troy Clayton, CB, 2nd team
John Wachob, OT, 2nd team
Eric Apgar, PK, h.m.
Harvey Berrien, LB, h.m.
Warren Honore, FB, h.m.
Michael Odom, DL, h.m.
Brandon Schmidly, WR, h.m.
- 1996
Troy Clayton, CB, 1st team
John Wachob, OT, 1st team
Eric Apgar, PK, 3rd team
Harvey Berrien, LB, 3rd team
Mark Giardetti, DE, 3rd team
Eric Black, QB, h.m.
John Dollar, SE, h.m.
Brandon Schmidly, FL, h.m.

Football Gazette -

NAIA All-American (no divisions)

- 1997
Dale Gaffner, OC, 1st team
John Dollar, SE, 2nd team
Eric Black, QB, 3rd team
Damon Williams, DL, 3rd team
Harvey Berrien, LB, h.m.
Daryl Dollar, DB, h.m.
Steve Edwards, DB, h.m.
Ken Holmes, OL, h.m.
Edward Moye, LB, h.m.
Jason Myers, FL, h.m.
Brandon Schmidly, FL, h.m.
Joe Dan Vendelin, TE, h.m.
T Clark Wilson, DE, h.m.
- 1998
John Eklund, DE, 2nd team
T Clark Wilson, NG, 2nd team
Shea Allen, CB, h.m.
Daryl Dollar, SS, h.m.
Barry Howard, LB, h.m.
Brandon Kelley, QB, h.m.
Hank Moye, LB, h.m.
Aaron Ring, WR, h.m.
Jodie Sparks, OL, h.m.
Joe Wurtz, OL, h.m.
- 1999
Joe Wurtz, OL, 1st team
Barry Howard, LB, 2nd team
Shea Allen, CB, 3rd team
Jeremy Byrd, WR, h.m.
Shad Edwards, LB, h.m.



>>> Dimitrius Breedlove was named NAIA National Player of the Year in 2001 at wide receiver

AFCA/NAIA All-American

- 2006
Jeremiah Hays, OL, 1st team
- Note:* For the first time, the American Football

Donovan Garris, DT, h.m.
 2000
 Barry Howard, LB, 1st team
 Cornell Robinson, DL, 2nd team
 John Dorlon, OL, 3rd team
 Lamont Wynn, LB, 3rd team
 Shea Allen, CB, h.m.
 Marshall Dos Reis, RB, h.m.
 Hal Hula, DB, h.m.
 Omari Zackery, KR, h.m.

2001
 Dimitrius Breedlove, WR, 1st team
 Hal Hula, SS, 1st team
 Lamont Wynn, LB, 1st team
 Marshall Dos Reis, TB, 2nd team
 Donald Smith, OL, 2nd team
 David Poppelman, PK, 2nd team
 Omari Zackery, DB, 3rd team
 Justin Coon, DE, h.m.
 Joe Eader, OC, h.m..
 Brett Mitchell, QB, h.m.
 Aaron Moore, LB, h.m.
 Omari Zackery, KR, h.m.

2002
 Greg Garka, TE, 2nd team
 Brett Mitchell, QB, 2nd team
 Aaron Moore, LB, 3rd team
 Shawn Bailey, WR, h.m.
 Joe Eader, OL, h.m.
 Donald Smith, OL, h.m.
 Frank Tristan, DL, h.m.

2003
 Shawn Bailey, WR, 1st team
 Justin Coon, DE, h.m.
 Greg Garka, TE, h.m.
 Dawayne Hudson, OL, h.m.
 Beau Jackson, DB, h.m.
 Brett Mitchell, QB, h.m.

2005
 Micah Cravalho, RS, 1st team
 Cedrick Dewberry, DB, 2nd team
 Micah Cravalho, WR, h.m.
 Micah Cravalho, All-Purpose, h.m.
 Jeremiah Hays, OL, h.m.
 Demetric Phillips, RB, h.m.
 Robb Richardson, LB, h.m.

2006
 Jeremiah Hays, OL, 1st team
 Brandon Mires, DL, h.m.

**NAIAFOOTBALL.NET
 All-American**

2002
 Brett Mitchell, QB, 1st team
 Greg Garka, TE, 2nd team
 Donald Smith, OL, 2nd team
 Shawn Bailey, WR, h.m.

2003
 Shawn Bailey, WR, 1st team
 Justin Coon, DE, h.m.
 Greg Garka, TE, h.m.
 Brett Mitchell, QB, h.m.

2005
 Micah Cravalho, RS, 2nd team
 Jeremiah Hays, OL, 4th team
 Demetric Phillips, RB, h.m.
 Robb Richardson, LB, h.m.

**Victory Sports Network
 All-American**

2006
 Jeremiah Hays, OL, h.m.

2023
 Bradley Myers, LB, 1st team
 Dillon Hester, WR, 2nd team
 CJ Anoa'i, OL, 2nd team
 Zach Myers, DE, 3rd team

2024
 Bradley Myers, LB, 2nd team
 Ryan Conner, P, h.m.
 CJ Anoa'i, OL, h.m.

Note: The Victory Sports Network (VSN) is the former NAIAFOOTBALL.NET.

**Victory Sports Network
 Preseason Super Six (by
 position)**

2006
 Derek Rasmussen, No. 4 QB
 Jeremiah Hays, No. 5 OL*

Football Gazette All-Region

2004 (initial year)
 Demetric Phillips, TB, 2nd team
 Travis Carroll, DL, 3rd team
 Cedrick Dewberry, DB, 3rd team
 Nathan Humphreys, OL, 3rd team
 Justin Keenoy, LB, 3rd team
 David Poppelman, PK, 3rd team

NAIA Scholar-Athlete

1982 (Div. I)
 Brian Gabbard, OG
 Steve Thompson, DE
 Jamie Wines, QB

1986 (Div. I)
 Dave Johnson, DE

1988 (Div. II)
 Matt Stringer, SE
 1990 (Div. II)
 Joel Farina, OLB
 Chris Nowels, PK

1991 (Div. II)
 Chris Nowels, PK
 1992 (Div. II)
 Chris Nowels, PK
 Chris Lewis, OG

1993 (Div. II)
 Chris Lewis, OC
 1995 (Div. II)
 Ryan Notton, OL
 1996 (Div. II)
 Eric Apgar, PK

Joe Dan Vendelin, TE
 1997 (no divisions)
 Joe Dan Vendelin, TE
 1998
 Shane Schut, DB

1999
 Josh Little, FB
 Shane Schut, DB
 Doug Volin, PK
 Robert Wells, DL

2000
 Eric Block, LB
 Shane Hartley, TE
 Josh Little, FB
 Shane Schut, DB
 Doug Volin, PK

2001
 Shawn Bailey, WR
 Shane Hartley, TE
 Josh Little, FB
 Brad Wells, OL

2002
 Shawn Bailey, WR
 Michael Steffen II, OL
 Brian Rainville, WR
 Brad Wells, OL

2003
 Shawn Bailey, WR
 Derek Schmidly, P
 Michael Steffen II, OL

2004
 Derek Schmidly, P
 2005
 Derek Schmidly, P

2006
 Dustin Anderson, DB
 Joel Girdner, TE
 Tim Michaux, DL
 Justin Reppert, DL

2007
 Hector Cruz, WR
 Jeff Hedrick, LB
 Dexter Henderson, WR
 Tim Michaux, DT
 Justin Reppert, DE
 David Sebastian, QB
 Joel Stevens, DB

2008
 Andrew Matrone, LB
 Richie Roepke, QB
 Trevor Gies, P/K
 Jeff Hedrick, LB
 Dexter Henderson, WR
 Michael Ryswyk, WR
 David Sebastian, QB
 Joel Stevens, DB
 Caleb Taylor, DE
 Jonathan Watterson, Mgr.

2009
 Trevor Gies, P/K
 Andrew Matrone, LB
 Richie Roepke, QB
 Caleb Taylor, DE
 Michael Ryswyk, WR
 Jonathan Watterson Mgr.

2010
 Richie Roepke, QB
 Caleb Taylor, DE

2011
 Josh Lohn, LB
 Andrew Brimhall, QB
 Tommy Meyer, RB

2012
 Andrew Brimhall, QB
 Mitch McHenry, WR
 Josh Lohn, DB
 Tommy Meyer, RB

2013
 Andrew Brimhall, QB
 Mitch McHenry, WR

2014
 Ethan Gumke, DB
 2016
 Chase Nugent, TE
 Brandon Staley, WR
 Brock West, RB
 Cade Wilke, RB

2017
 Kade Kelley, OL
 Isaiah Houseknecht, DL
 Brady Collier, WR
 Jon Carlson, LB

Andreas Moeller, DL
 Marc Blankenship, WR
 Zayne Kyser, RB
 Hunter Pharis, DB
 Daniel Philpot, QB
 Noah Pierce, WR

Andrew Poppen, DB
 Adam Schrock, WR
 2018
 Jake Arnold, WR
 Adam Schrock, TE

Andrew Poppen, DB
 Noah Pierce, WR
 Hunter Pharis, DB
 Sam Morton, LB

Andreas Moeller, DL
 Garrett McGuire, OL
 Zayne Kyser, RB
 Kade Kelley, OL
 Isaiah Houseknecht, DL

Brady Collier, WR
 Jon Carlson, LB
 2019
 Allen Taylor III, RB
 Andrew Poppen, DB
 Chance Hepola, WR
 Darrius Lee, RB

Garrett McGuire, OL
 Josh Pipkin, LB
 Kade Kelley, OL
 Nicos Oropeza, RB
 Noah Williams, OL

Pierce Smith, OL
 Ryder Grantham, DB
 Taylor Nixon, DB
 Tylar Murry, LB
 Zeke Kuyawa, QB

2020
 Darrius Lee, RB
 Zeke Kuyawa, QB
 Ryder Grantham, DB
 Peyton Ross, LB

Anthony Stanford, DB
 Oswaldo Garcia, DL
 Hosea Jones, DL
 Josh Pipkin, LB
 Pierce Smith, OL

Nicos Oropeza, RB
 Chance Hepola, WR
 Josh Saak, DB
 Noah Williams, OL

Tylar Murry, LB
 Caden Robinson, OL
 Allen Taylor, RB
 Triston Shepherd, LB



>>> Andreas Moeller finished one of the best season's in Evangel history in 2018 breaking the single-season tackle for a loss record. Moeller was a consensus First Team NAIA All-American selection on the defensive line.

Chandler Collins, TE
2021

Caden Robinson
Peyton Ross
Anthony Stanford
Oswaldo Garcia
Nicos Oropeza
Brock Simmons
Joshua Saak
Bradley Myers
Koel Orchard
Daxton Wilson
Allen Taylor

2022

Anthony Stanford
Brock Simmons
Koel Orchard
Oswaldo Garcia
Bradley Myers
Tyler White
Clayton Uber
Conner Rodgers
Cory Rodgers
Malachi Penland
Ryan Conner
Zach Myers

2023

Andreas Moeller
Koel Orchard
Bradley Myers
Riley Childs
Ryan Conner
Zach Myers
Joey Sylvester
Jaren Foster
Clayton Uber
Conner Rodgers
Cory Rodgers
Parker Aguilera
Spencer Barnes
Isaiah Schott

2024

Jaren Foster
Riley Childs
Zach Myers
Nate Swofford
Clayton Uber
Jeremiah Blakely
Stephen Gibson
Parker Aguilera
Joey Sylvester
Bradley Myers
Conner Rodgers
Chapman Dunn
Brett Hall
Ty Gardner
Josh Leazer
Kal Acklin
Cory Rodgers
Ryan Conner
Hollen Glenn
Clayten O'Hara
Justin Scott
Jonathan Schaffer
Isaiah Schott

NAIA District 16 Football
Outstanding Senior
Scholar- Athlete*

1990
Joel Farina, LB
1991
Craig James, FB
1992
Chris Nowels, PK

*Evangel athletes won this honor every year it was presented

CSC
Academic All-America

2016
Brock West, RB
2017
Andreas Moeller, DL
2018
Andreas Moeller, DL
Kade Kelley, OL
Darius Lee, RB
Andrew Poppen, DB
2023
Bradley Myers, LB
2024
Bradley Myers, LB

Academic All-District

1981
Ron Fuller, DB
Brian Gabbard, OG
Jamie Wines, QB
2016
Brock West, RB
2017
Andreas Moeller, DL
2018
Andreas Moeller, DL
Kade Kelley, OL
Darius Lee, RB
Andrew Poppen, DB
2022
Koel Orchard, DB
Bradley Myers, LB
2023
Bradley Myers, LB
Zach Myers, DE
Parker Aguilera, WR
Clayton Uber, DB
Ryan Conner, P
Jaren Foster, DB
2024
Rafe Darter, WR
Zach Myers, DE
Bradley Myers, LB
Ryan Conner, P
Nate Swofford, SAF
Joey Sylvester, LB
Riley Childs, LB
Clayton Uber, DB

College Football Preview
National Scholar Athlete

1989
Dondi Culbertson, ILB
Joel Farina, OLB
Mark Proctor, DB

Academic All-Heart of America
Athletic Conference Team

2000
Shawn Bailey, WR
Pete Hanson, FB
Shane Schut, FS
Doug Volin, PK
Brad Wells, OL
2001
Shawn Bailey, WR, 1st team
Josh Little, FB, 1st team
Brad Wells, OL, 1st team
Shane Hartley, TE, h.m.
Michael Steffen, OL, h.m.
Jon Wineinger, DB, h.m.
2002 - discontinued

All-District 16

1977
First Team
Rod Drury, OT

Jon Ferguson, WR
Terry Flannigan, LB
Phil Martin, OC

Second Team
Eric Collins, CB
Doug Mitcham, DB
1978

First Team
Jim Bailie, OC
Eric Collins, CB
Rod Drury, OT
Terry Flannigan, LB
James Hamilton, DE

1979
First Team
Rod Drury, OT
Terry Flannigan, LB
Second Team

Eric Collins, CB
David Fuller, RB
Phil Lenyo, DE
Doug Mitcham, DT

1980
First Team
Terry Flannigan, LB
Clint Gabbard, OC

Second Team
Mike Back, CB
Phil Martin, OG

1981
First Team
Ted Borgstadt, TB
Stan Bumgarner, DE
John Pico, DB

Second Team
Gerald Dollar, LB
Solon Kazos, DT
Stan McGehee, OC
Hank Moore, TE

1982
First Team
Ted Borgstadt, TB

1983
First Team
Tony Dollinger, TB
Richard George, DT
Stan McGehee, OT

Second Team
Gerald Dollar, LB
Jim Huson, CB
Jeff Siddle, TE

1984
First Team
John Allen, OC
Tony Dollinger, TB
Richard George, DT
Ken Hendrick, LB
Stan McGehee, OT
Scott Staerkel, CB

Second Team
Reynolds Mainse, P
Hank Moore, TE
Tim Tyskiewicz, NG

1985
First Team
Tony Dollinger, TB
Dave George, OG
Ken Hendrick, LB

Second Team
Robert Elling, SS
Tom Hobson, DT
Mark Stromberg, OC
Dana Sutton, FB
Wes Welch, TE

1986
First Team
Mark Stromberg, OG
Dana Sutton, FB

1987
First Team
Mark Stromberg, OG
Dana Sutton, FB

1988
First Team
Mark Stromberg, OG
Dana Sutton, FB

Phil Wickwar, DT
Dave Wilson, OC
1987

First Team
Jim Brown, DE
Otis Calhoun, CB
James Feazell, WR
Steve Richardson, OG
Bobby Thomas, LB

Second Team
Mike Benz, SS
Alan Ensminger, DE
Drew Smith, TB

1988
First Team

Otis Calhoun, CB
Tony Coffie, OG
Roger DeLillo, DE
James Feazell, WR
Thaddeus Jones, NG
Doug Miolen, TB
Jamie Sims, TE
Matt Stringer, SE
Bobby Thomas, LB
Brian Ward, OC

Second Team
Randy Anoatubby, LB
Kevin Besch, OT
Terry Cammons, CB
Jerald Miller, FS

1989
First Team
Kevin Besch, OT
Joel Farina, OLB
Thaddeus Jones, NG
Keith Kingston, DE
Doug Miolen, QB/TB
Jeff Simpson, SS
Brian Ward, OC

Second Team
Tony Coffie, OG
Stanley Cosner, LB
Anthony Ray, WR
Rob Schmidgall, OLB

1990
First Team
Joel Farina, OLB
Keith Kingston, DE
Anthony Ray, WR
Jeff Simpson, SS

Second Team
Dondi Culbertson, ILB
Terry Gammons, CB
Paul Hinzman, FS
Eddie McKenzie, TB
Chris Nowels, PK
Rob Schmidgall, OLB

1991
First Team
Ken Alonzo, NG
Brian Bent, OT
Gavin Jones, SB
Shawn Monroe, RB
Chris Nowels, PK
Anthony Ray, WR
Jef Seager, LB
Jeff Simpson, SS

Second Team
Kory Knott, TE
Gavin Miller, SE
Anthony Ray, KR
Anthony Robinson, OG
Cedar Robinson, OLB

Dist. 16 Coach of the Year

1986
Dave Schroeder

1988

Dave Schroeder

Stanley Cosner, LB
Rob Schmidgall, OLB

Andy Ford, SS
Shad McGuire, OT
Jon Oglesby, DT

Bill Parker, DE
Jodie Sparks, OC
Joe Dan Vendelin, TE

Nate Mothershed, CB
Cornell Robinson, DL
Lamont Wynn, LB

Note:
The NAIA discontinued the district format after the 1991 season.

CONF. OFFENSIVE POY

1997 - Eric Black, QB
2001 - Dimitrius Breedlove, WR
2002 - Brett Mitchell, QB
2012 - Jesse Vaughn, WR
2023 - Dillon Hester, WR

CONF. DEFENSIVE POY

1994 - Jay Hellwig, DE
1996 - Troy Clayton, DB
2001 - Lamont Wynn, LB
2017 - Josh Evans, DL
2018 - Andreas Moeller, DL
2019 - Sam Morton, LB
2022 - Athanie Leeviraphan, DB
2023 - Bradley Myers, LB
2024 - Bradley Myers, LB

CONF. SPECIAL TEAMS POY

2024 - Jonah Edwards, K

CONF. COACH OF THE YEAR

1988 - Dave Schroeder
1996 - Keith Barefield
1997 - Keith Barefield
2001 - Charlie Linn
2005 - Scott Metcalf
2017 - Chuck Hepola
2018 - Chuck Hepola
2023 - Chuck Hepola

CONF. ASST. COACH OF THE YEAR

2017 - Jeremy DeSoto, Dennis Darnell
2023 - Jeremy DeSoto

ALL CONFERENCE

1988

First Team
Otis Calhoun, CB
Thaddeus Jones, NG
Brian Ward, OC

Second Team
Randy Anoatubby, LB
Tony Coffie, OG
Roger DeLillo, DE
Jerold Miller, FS
Doug Miolen, TB
Matt Stringer, SE
Bobby Thomas, LB

Third Team
Kevin Besch, OT
James Feazell, WR
Terry Gammons, CB

1989
First Team
Thaddeus Jones, NG
Brian Ward, OC

Second Team
Kevin Besch, OT
Tony Coffie, OG
Joel Farina, OLB
Keith Kingston, DE
Doug Miolen, QB/TB
Anthony Ray, WR
Jeff Simpson, SS

Third Team

1990
First Team
Joel Farina, OLB
Keith Kingston, DE
Anthony Ray, WR
Jeff Simpson, SS

Second Team
Dondi Culbertson, ILB
Terry Cammons, CB
Paul Hinzman, FS
Eddie McKenzie, TB
Chris Nowels, PK
Anthony Ray, returns
Rob Schmidgall, OLB

Third Team
Ken Alonzo, NG
Brian Bent, OT
Doug Miolen, QB
Don Spencer, OC

1991
First Team
Ken Alonzo, NG
Brian Bent, OT
Gavin Jones, SB
Shawn Monroe, FB
Chris Nowels, PK
Anthony Ray, WR
Jef Seager, LB
Jeff Simpson, SS

Second Team
Kory Knott, TE
Gavin Miller, WR
Anthony Ray, KR
Anthony Robinson, OC

Third Team
Rodney Burns, CB
Thomas Lehner, DT
Derek Overton, QB

1992
First Team
Nathaniel Bell, PR
Brian Bent, OT
Derrick Clark, TB
Chris Nowels, PK

Second Team
Chris Harter, P
Gavin Jones, SB
Kory Knott, TE
Gavin Miller, SE
Anthony Robinson, OL
Jef Seager, LB

Third Team
Cornelius Thompson, CB
Rodney Burns, FS

1993
First Team
Derrick Clark, TB
Gavin Jones, SB
Derrick McBride, FS
Anthony Robinson, OG
Jef Seager, ILB

Second Team
Jay Hellwig, OLB
Chris Lewis, OG
Mike Odom, DT
John Skeans, QB

Third Team
Alex Bryant, OT
Rodney Burns, CB
Sam Dollar, ILB
Ryan Helton, DT

Honorable Mention
Eric Apgar, PK
Blake Bunting, TE

1994
First Team
Sam Dollar, ILB
Jay Hellwig, OLB
Derrick McBride, FS
Shad McGuire, OL
Mike Odom, DE

Second Team
Eric Apgar, PK
Troy Clayton, CB
Ryan Helton, DT
Matt Ragsdell, P

Third Team
Eric Black, QB
Anthony Dixon, SS
Warren Honore, FB
Brandon Schmidly, SE
John Wachob, OT

Honorable Mention
Harvey Berrien, ILB
Alex Bryant, OT
Blake Bunting, TE
Marion Coley, TB
Jon Oglesby, DE
Pat Turner, FL

1995
First Team
Harvey Berrien, LB
Troy Clayton, CB
Warren Honore, FB
Michael Odom, DL
Brandon Schmidly, WR
John Wachob, OT

Second Team
Eric Apgar, PK
John Dollar, WR
Nathan Fulk, LB
Ryan Helton, DL
Dustin Mnard, OL
Brian McNabb, QB

Third Team
Blake Bunting, TE
Derek Isaacs, DB

Honorable Mention
Dustin Baldwin, LB
Ansel Brown, WR
Anthony Dixon, DB
Dale Gaffner, OL
Mark Giardetti, DL
Ken Holmes, OL
Justin Olson, RB
Juan Patton, DB
Matt Ragsdell, P/OL

1996
First Team
Eric Apgar, PK
Harvey Berrien, LB
Eric Black, QB
Troy Clayton, CB
John Dollar, SE
Dustin Kinard, OT
Brandon Schmidly, FL
Dave Stinson, DT
John Wachob, OT

Second Team
LaBarron Burden, TB
Anthony Dixon, CB
Mark Giardetti, DE
Edward Moye, LB
Will Skeans, FS

Third Team
Terrance Butler, TB
Daryl Dollar, SS
Dale Gaffner, OC

Honorable Mention
Dustin Baldwin, LB
Morris Cannon, LB
Caleb Cox, FB
Nathan Fulk, LB
Ken Holmes, OG
Jason Myers, SE
Charlie Perkins, P

1997
First Team
Harvey Berrien, LB
Eric Black, QB
Daryl Dollar, SS
John Dollar, SE
Dale Caffner, OL
Ken Holmes, OL
Jason Myers, SB
Brandon Schmidly, FL
Joe Dan Vendelin, TE
Doug Volin, PK
Damon Williams, DL
T Clark Wilson, DE

Second Team
Shea Allen, CB
Steve Edwards, DB
Edward Moye, LB

Third Team
LaBarron Burden, RB
Greg Davis, OL
John Eklund, DL
Will Skeans, FS

Honorable Mention
Dustin Baldwin, LB
Shad Edwards, DL
Barry Howard, LB
Jody Sparks, OL
Mike Wilder, KR
Joe Wurtz, OL

1998
First Team
Daryl Dollar, SS
John Eklund, DL
T Clark Wilson, DL

Second Team
Shea Allen, CB
Barry Howard, LB
Edward Moye, LB
Jason Myers, WR
Jodie Sparks, OL
Joe Wurtz, OL

Third Team
Brandon Kelley, QB
Aaron Ring, WR

Honorable Mention
LaBarron Burden, TB
Clint Clayton, P
Tim Gardiner, OL
Donovan Garris, DL
Pete Hanson, FB
Nate Mothershed, DB
Will Skeans, FS

1999
First Team
Shea Allen, CB
Donovan Garris, DT
Barry Howard, LB
Joe Wurtz, OL

Second Team
LaBarron Burden, TB
Jeremy Byrd, WR
Shad Edwards, LB
Tim Gardiner, OL

Third Team
Pete Hanson, FB

Honorable Mention
Dimitrius Breedlove, WR
Glendale Hinds, DL
Hal Hula, DB
Brock Roweton, QB
Donald Smith, OL
Cory Tyson, TE

2000
First Team
Shea Allen, CB
John Dorlon, OL
Barry Howard, LB
Cornell Robinson, DL

Second Team
Lamont Wynn, LB

Third Team
Marshall Dos Reis, TB
Pete Hanson, FB
Hal Hula, DB
Brock Roweton, QB
Justin Skaggs, WR
Doug Volin, PK

Honorable Mention
Dimitrius Breedlove, WR
Jason Morrow, FB
Shane Schut, DB
Donnie Smith, OL
Cody Wilson, DL
Omari Zackery, CB

2001
First Team
Dimitrius Breedlove, WR
Marshall Dos Reis, TB
Hal Hula, SS
Brett Mitchell, QB
David Peppelman, PK
Donald Smith, OG
Lamont Wynn, LB
Omari Zackery, CB/KR

Second Team
Justin Coon, DE
Joe Eader, OC
Aaron Moore, LB

Third Team
Travis Carroll, NG
Greg Garka, TE
Josh Little, FB

Honorable Mention
Kent Cottrell, CB
Keith Dooley, LB
Dawayne Hudson, OG
Anthony Lehenbauer, DE
Benny McDowell, FS
Frank Tristan, LB
Brad Wells, OT
Kelvin Woodburn, OT

2002
First Team
Shawn Bailey, WR
Greg Garka, TE
Brett Mitchell, QB
Donald Smith, OL

Second Team
Joe Eader, OL
Aaron Moore, LB
Frank Tristan, DL

Third Team
Kent Cottrell, DB
Jeremy Davis, DB
David Peppelman, PK

Honorable Mention
Josh Allen, WR
Steven Ballard, LB
Travis Carroll, DL

CONFERENCE AWARD WINNERS

David Fox, OL Josh Hacker, DL Bret Lovekamp, RB/KR Demetric Phillips, RB William White, DB Kelvin Woodburn, OL	Donnell Williams, DL	Preston Henry, DE Mitch Wilson, DL Jamail Randle, LB Trevon Myers, LB Cedric Reese, CB	Brett Diers, QB Shawn Herbert, WR Cameron Mortazavi, PK Steven Arceo, S	Andrew Poppen, DB Athanie Leeviraphan, DB Dalton Taylor, DB <u>Honorable Mention</u> Cameron Hardesty, QB Myles Williams, DL Dalton Cloyd, DB
2003 <u>First Team</u> Shawn Bailey, WR Justin Coon, DE <u>Second Team</u> Greg Garka, TE Nathan Humphreys, OL Beau Jackson, DB Brett Mitchell, QB Demetric Phillips, TB <u>Third Team</u> Shawn Bailey, KR Dawayne Hudson, OL <u>Honorable Mention</u> Jerrod Carlgren, LB Travis Carroll, DL Drew Garrison, DB Josh Hacker, DE Jeremiah Hays, OL	2006 <u>First Team</u> Jeremiah Hays, OL Shedrick McClenton, RB <u>Second Team</u> Deontae Blackmon, DL Brandon Mires, DL Nathan Thomas, DB <u>Third Team</u> Andrew Matrone, LB Trevor Ruth, OL Edward Sands, WR Joel Stevens, DB <u>Honorable Mention</u> Von Dixon, DB Trevor Gies, PK/P Jacob Hamon, LB Jeff Hedrick, LB	2011 <u>Second Team</u> Drew O'Cain, K Sam Guillaume, LB Jamial Randle, LB <u>Third Team</u> Tyler Prefitt, OL Tommy Meyer, RB Junior Petit-Jean, DB <u>Honorable Mention</u> Shawn Herbert, WR Keith Wright, OL Preston Henry, LB Taber Cheo, LB Colby Broadnax, DB Cam Bruffett, DB Tyrell Hemingway, DB	2015 <u>First Team -South Division</u> Charles Scott, OL Devon Overall <u>Second Team</u> Justin Breedlove, OL Zakorey Barr, DB <u>Honorable Mention</u> Dallas Hester, WR Justin Pflug, DL Josh Evans, LB	2020 <u>First Team -South Division</u> Haaken Friend, TE <u>Second Team</u> Derrick Johnson, OL Pierce Smith, OL Sam Buckner, WR Koel Orchard, DB Will Anoa'i, DL <u>Honorable Mention</u> Josh Dennie, KR Jalen Harris, DB Josh Tips, WR
2004 <u>First Team</u> Demetric Phillips, TB <u>Second Team</u> Micah Cravalho, WR Nathan Humphreys, OL <u>Third Team</u> Travis Carroll, DL Cedrick Dewberry, DB Justin Keenoy, LB David Peppelman, PK <u>Honorable Mention</u> Micah Berteau, DB Andy Cherry, OL Jeremiah Hays, OL Troy Rayburn, DL Trevor Ruth, OL Jared Stevens, FB Chris Tetzlaff, LB William White, WR Casey Willis, WR	2007 <u>First Team</u> Nathan Thomas, KR <u>Second Team</u> Garrett Gretz, OL Jared Stevens, RB Steve Trulove, TE Andrew Matrone, LB Brandon Mires, DL <u>Third Team</u> Shedrick McClenton, RB Chris Bodin, DB <u>Honorable Mention</u> Trevor Gies, K Travis Meacham, SS Derek Rasmussen, QB Nathan Thomas, DB	2012 <u>First Team</u> Jesse Vaughn, WR Kieth Wright, OL Otis Brown Ath. <u>Second Team</u> Mitch McHenry, WR Drew O'Cain, K Cam Bruffett, DB <u>Third Team</u> Tyler Prefett, OL Otis Brown, RB Andrew Brimhall, QB Ell C. Teycer, DE Jamail Randle, LB Zach Reed, LB <u>Honorable Mention</u> Taber Cheo, LB Denzel Billy, DB Steve Swillum, LB Shawn Herbert, WR Colin McCage, OL	2016 <u>First Team -South Division</u> Josh Evans, LB Brady Burke, P <u>Second Team</u> Josh Carlton, OL Brock West, KR <u>Honorable Mention</u> Devon Overall, LB Isaiah Daniels, LB Kade Kelley, OL	2021 <u>First Team -South Division</u> Derrick Johnson, OL Will Anoa'i, DL Athanie Leeviraphan, DB Dillon Hester, RET <u>Second Team</u> Dillon Hester, WR Jonah Edwards, K Seith Cathey, DL Dalton Cloyd, LB Koel Orchard, LB Nate Swofford, DB Josh Dennie, ATH <u>Honorable Mention</u> Haaken Friend, TE Josh Tips, WR Jalen Harris, DB
2005 <u>First Team</u> Micah Cravalho, PR Cedrick Dewberry, DB Jeremiah Hays, OL Demetric Phillips, RB Robb Richardson, LB <u>Second Team</u> Deontae Blackmon, DL Micah Cravalho, WR <u>Third Team</u> Andy Cherry, OL Derek Rasmussen, QB <u>Honorable Mention</u> Erik Brown, PK Josiah Cravalho, DB Clint Gerlek, TE Garrett Gretz, OL Jacob Hamon, LB Paul Hansen, WR Brian Hartzler, WR Justin Keenoy, LB Shedrick McClenton, RB Travis Meacham, DB Brandon Mires, DL Troy Rayburn, DL Ryan Polite, KR Brian Rolling, DL Trevor Ruth, OL Derek Schmidly, P Jared Stevens, RB	2008 <u>Second Team</u> Ryan Chaffin, DE Beau Grech, LB Edward Sands, WR Steve Trulove, TE Trevor Gies, K/P <u>Third Team</u> Travis Meacham, SS <u>Honorable Mention</u> Reggie Roepke, DE Joel Stevens, DB Nathan Thomas, DB	2013 <u>First Team</u> Jesse Vaughn, WR Beau Mabe, OL Kenney Bennett, LB <u>Third Team</u> Otis Brown, RB Eli Teycer, DL Dante Young, DB Denzel Pernell, DB <u>Honorable Mention</u> Andrew Brimhall, QB Shawn Hebert, WR Austin Ausbury, OL Cam Bruffett, DB Corey Woods, DL Denzel Billy, DB Steven Arceo, LB	2017 <u>First Team -South Division</u> Josh Evans, LB ZaKorey Barr, CB Josh Carlton, OL Derek Roberts, K <u>Second Team</u> Dallas Hester, WR Kade Kelley, OL Malachi Cobb, LB Brady Dawson, LB Micah Daniels, S Andrew Poppen, S Jansen Acklin, KR <u>Honorable Mention</u> Zayne Kyser, RB Cameron Hardesty, QB Andreas Moeller, DL	2022 <u>First Team -South Division</u> Bradley Myers, LB Will Anoa'i, DL Athanie Leeviraphan, DB Dillon Hester, WR/RET <u>Second Team</u> Sammy Robinson, RB Derrick Johnson, OL Doug Littrell, OL Koel Orchard, LB Zach Myers, DL Ryan Conner, P <u>Honorable Mention</u> Bryce Nyumah, RB Michael Murray, WR Nate Swofford, S
2009 <u>First Team</u> Andrew Matrone, LB <u>Second Team</u> Ryan Chaffin, DE <u>Third Team</u> Trevor Gies, P/K Tommy Meyer, RB <u>Honorable Mention</u> Cam Bruffett, CB Beau Grech, LB Tyler Prefitt, OL Tim Robertson, S Edward Sands, WR Mitch Wilson, DL	2010 <u>Second Team</u> Edward Sands, DB <u>Third Team</u> Tommy Meyer, RB <u>Honorable Mention</u> Richie Roepke, QB Dustin Ross, TE Lim Windham, WR Chris Teed, OL Drew O'Cain, K	2014 <u>First Team</u> Otis Brown, WR Austin Ausbury, OL Ell C. Teycer, DL Kenney Bennett, LB Denzel Pernell, CB <u>Second Team</u> Brock West, RB Dante Young, S <u>Third Team</u> Michael Bowmann, WR Justin Rose, OL Zach Jones, LB <u>Honorable Mention</u>	2018 <u>First Team -South Division</u> Adam Schrock, TE CJ Jackson, OL Garrett McGuire, OL Andreas Moeller, DL Telacey Wilder, DL Sam Morton, LB Micah Daniles, S Andrew Poppen, S <u>Second Team</u> Dallas Hester, WR Kade Kelley, OL Darrius Lee, RB Taylor Green, DL Jeno Bottinelli, CB <u>Honorable Mention</u> Maruice Downey, DB Brady Collier, WR Cam Hardesty, QB	2023 <u>First Team</u> Bradley Myers, LB CJ Anoa'i, OL Dillon Hester, WR RJ Wakley, QB Andrew Holden, TE Zach Myers, DE Nate Swofford, SAF Jonah Edwards, K <u>Second Team</u> Sammy Robinson, RB Eric Williams, RB Broc Lyle, WR <u>Honorable Mention</u> Dominic Dawson, OL Gerry Harris, OL Colin Cook, OL Dominique Puentes, DL Kyair Warner, DL Ian Ary, LB
2019 <u>First Team -South Division</u> Sam Morton, LB Dominic Swillum, DL Haaken Friend, TE Jansen Acklin, KR <u>Second Team</u> Garrett McGuire, OL Derrick Johnson, OL Pierce Smith, OL Jansen Acklin, WR	2020 <u>First Team -South Division</u> Josh Carlton, OL Brock West, KR <u>Honorable Mention</u> Devon Overall, LB Isaiah Daniels, LB Kade Kelley, OL	2021 <u>First Team -South Division</u> Derrick Johnson, OL Will Anoa'i, DL Athanie Leeviraphan, DB Dillon Hester, RET <u>Second Team</u> Dillon Hester, WR Jonah Edwards, K Seith Cathey, DL Dalton Cloyd, LB Koel Orchard, LB Nate Swofford, DB Josh Dennie, ATH <u>Honorable Mention</u> Haaken Friend, TE Josh Tips, WR Jalen Harris, DB	2022 <u>First Team -South Division</u> Bradley Myers, LB Will Anoa'i, DL Athanie Leeviraphan, DB Dillon Hester, WR/RET <u>Second Team</u> Sammy Robinson, RB Derrick Johnson, OL Doug Littrell, OL Koel Orchard, LB Zach Myers, DL Ryan Conner, P <u>Honorable Mention</u> Bryce Nyumah, RB Michael Murray, WR Nate Swofford, S	2023 <u>First Team</u> Bradley Myers, LB CJ Anoa'i, OL Dillon Hester, WR RJ Wakley, QB Andrew Holden, TE Zach Myers, DE Nate Swofford, SAF Jonah Edwards, K <u>Second Team</u> Sammy Robinson, RB Eric Williams, RB Broc Lyle, WR <u>Honorable Mention</u> Dominic Dawson, OL Gerry Harris, OL Colin Cook, OL Dominique Puentes, DL Kyair Warner, DL Ian Ary, LB

Koel Orchard, LB
Brody Patterson, DB
Jaren Foster, DB
Caleb Higginbottom, LS
Ryan Conner, P
Dillon Hester, Ret.

2024

First Team

Bradley Myers, LB
CJ Anoa'i, OL
Eric Williams, RB
Broc Lyle, WR
Ryan Conner, P
Zach Myers, DE
Nate Swofford, SAF
Jonah Edwards, K
Drew Ripko, PR

Second Team

Cameron Harris, FB
Rafe Darter, WR
Dominic Dawson, OL
Kyair Warner, DL
Kyle Cummings, UTIL
Drew Ripko, KR
Caleb Higginbottom, LS

Honorable Mention

Brady Allen, TE
Isaiah Davis, OL
Lukas Higgins, OL
Riley Childs, LB
Clayton Uber, LB
Joey Sylvester, DB
Erik Spring, DB

ALL-TIME LETTER WINNERS

A

Abrahamson, Chris	1983, 84, 86, 87
Abraham, Bode	2021
Acedo, Andy	1980
Acklin, Jansen	2017, 18, 19
Acklin, Jaris	2020
Acklin, Kal	2023, 24
Adams, Ken	1977
Adour, Joel	1981
Aguilera, Parker	2022, 23, 24
Ahuja, Max	2019, 20, 21, 22, 23
Akers, Colton	2015
Alexander, Nick	2024
Alford, Larry	1983
Allain, Eddie	1995, 96, 97, 98
Allcock, Tyler	2020
Allen, Brady	2024
Allen, Jim	1981, 82
Allen, John	1981, 82, 83, 84
Allen, Josh	2001, 02
Allen, Lamar	2011, 12
Allen, Mark	1986, 87, 88, 89
Allen, Matt	2022, 23, 24
Allen, Shea	1997, 98, 99, 00
Alonzo, Ken	1988, 89, 90, 91
Amos, Brian	1992
Anders, Jake	1989
Anderson, Bob	1977, 78, 79
Anderson, Devin	2003, 04, 05
Anderson, Dustin	2005, 06
Anderson, Jeremy	2024
Anderson, Matt	1989, 90
Anderson, Paul	1977, 78
Andrews, Rob	1996, 98
Anello, Andrew	2020
Anoa'i, CJ	2021, 22, 23, 24
Anoa'i, Will	2018, 19, 20, 21, 22
Anoatubby, Randy	1985, 86, 88
Aoelua, Rueben	1984
Apgar, Eric	1993, 94, 95, 96
Ary, Ian	2019, 20, 21, 22, 23
Arceo, Steven	2013, 14
Archer, Roger	1984
Arnold, Jake	2015, 16, 17, 18
Arellano, Alex	2013
Ash, Joshua	2006
Atkinson, Kevin	1995, 96
Athyberry, Christopher	2020, 21, 22, 23
Ausbury, Austin	2010, 11, 13, 14
Austin, Wyatt	2022
Auten, Jim	1979
Aven, Jaden	2022
Avila, Raul	2017, 18, 19, 20, 21
Ayres, Dylan	2022, 23, 24
Ayres, Jr., Randy	1991

B

Back, Mike	1977, 78, 79, 80
Bacon, Calvin (father)	1977, 78
Bacon, Calvin (son)	2004
Bailie, Bob	1991, 92, 93
Bailie, Jim	1977, 78
Bailey, Marlon	2010, 12
Bailey, Shawn	2000, 01, 02, 03
Baiza, Jamison	2017, 18, 19, 20, 21
Baker, Brian	1996
Baker, David	1992, 93, 94, 95
Baker, Mason	2024
Baldwin, Dustin	1994, 95, 96, 97
Ballard, Joshua	2015, 16, 17
Ballard, Steven	2000, 01, 02, 04
Banks, Kolton	2023, 24
Barclay, Jeremy	1997
Barefield, Keith	1977
Barnes, Jeremiah	2023, 24
Barnes, Spencer	2022, 23
Barr, Zakorey	2014, 15, 16, 17
Basselin, Chris	1993
Bayliff, Johnny	2003
Beals, Mark	2020
Beaver, Doug	1977
Beck, Kevin	2001
Beckett, Jimmy	1979
Belk, Cameron	2017, 18
Bell, Bishop	2020
Bell, Kamran	2023
Bell, Nathaniel	1992
Bell, Ronald	2016
Bellio, Bob	1996, 97
Bendabout, Mason	2024
Bennett, Kenney	2013, 14
Benson, Darren	1989, 90, 91
Bent, Brian	1989, 90, 91, 92
Benton, Gannon	2024
Benton, Mike	1988
Benton, Steve	1978
Benz, Mike	1984, 85, 86, 87
Bernet, Chris	1982, 83
Berrien, Harvey	1994, 95, 96, 97
Berry, Braydon	2024
Berry, Chipper	2016

Berteau, Micah	2004, 05
Berube, Jayme	1992
Berumen, Cristian	2021, 22, 23, 24
Besch, David	1987, 89, 90
Besch, Kevin	1987, 88, 89
Bills, Garrett	2015, 16, 17, 18
Billups, Brandon	2017, 18, 19, 20, 21
Billy, Denzel	2010, 11, 12, 13
Binnie, Jim	1981
Bisbee, Will	2024
Bishop, Jordan	2012
Black, Eric	1994, 96, 97
Blackmon, Deontae	2003, 05, 06
Blackwell, Brady	2024
Blaine, Josh	2011
Blakely, Jeremiah	2023, 24
Blankenship, Marc	2015, 16, 17
Block, Eric	1999, 00, 02
Boatright, Trent	2022
Bodoia, Chris	2003, 04, 05
Bogy, Brock	2021
Bollinger, Bob	1981, 82, 83, 84
Bonilla, Jonathan	2001
Booker, Josh	2012
Boothe, Will	2024
Borges, Bill	1977, 78, 79
Borgstadt, Ted	1979, 80, 81, 82
Boston, Billy	1994, 95
Boswell, Will	2019, 20
Bottinelli, Jen	2015, 16, 17, 18
Bougher, Kraig	1985
Bowen, Ike	1992, 94, 95
Bowers, Charles	1985, 86, 87
Bowie, Josh	2021, 22
Bowles, Hank	1977, 78, 79, 81
Bowls, Joshua	2008, 09, 10, 11
Bowman, Danny	1993, 94, 96
Bowman, Mike	2013, 14
Bown, Lance	2023, 24
Boyd, Michael	2014
Braden, Mike	1979
Bradley, Sam	2020, 21, 22
Branscum, Wyatt	2023
Breaux, Mike	1982
Breedlove, Dimitrius	1998, 99, 00, 01
Breedlove, Justin	2012, 13, 14, 15
Breske, Todd	1981, 82
Brett, Larry	1982
Brewer, Jeremiah	1993
Brewner, Jason	1996
Bridges, Keenan	1980
Brimhall, Andrew	2010, 11, 12, 13
Broadnax, Cody	2011
Brock, Billy	1981
Brock, Reggie	1977, 78, 79, 80
Bronson, Cedric	1998
Brooks, Arthur	1992, 93
Brooks, Garrett	2019, 20, 21, 22
Brooks, Gunnar	2021, 22
Brooks, Rodney	1981
Brosenne, Colton	2023, 24
Brown, Ansel	1995
Brown, Eddie	1985, 86, 87
Brown, Erik	2005, 06
Brown, Freddie	2009, 10, 11
Brown, Jim	1987
Brown, Marcus	2015
Brown, Mason	2017
Brown, Nate	2014
Brown, Otis	2012, 13, 14
Browne, Paul	1983
Bruffett, Cam	2009, 13
Bryant, Alex	1991, 92, 93, 94
Buell, Mike	1977
Buckmaster, Jarrod	1997, 98
Buckner, Sam	2017, 18, 19, 20
Bumgarner, Stan	1978, 79, 80, 81
Bunting, Blake	1992, 93, 94, 95
Burden, LaBarron	1996, 97, 98, 99
Burchett, Dakota	2020, 21, 22
Burke, Brady	2013, 14, 15, 16
Burke, Matthew	2014
Burns, Rodney	1990, 91, 92, 93
Burtch, Josh	2019, 20, 21, 22
Burtram, Jonathan	2000, 01, 02
Bulter, Terrance	1996
Buxman, Ron	1980
Byrd, Jeremy	1998, 99

C

Calhoun, Otis	1987, 88
Campbell, Jeremy	2008, 09, 10
Campbell, Kaiden	2021, 22, 23, 24
Campbell, Mike	1986
Campbell, Phil	1983
Cano, Walter	2019
Cannon, Morris	1994, 95, 96, 97
Cardwell, Daulton	2015, 16
Carlgen, Jerrod	2002, 03
Carlucci, William	1990, 91
Carlson, Johnathan	2014, 16, 17, 18

Carlton, Josh	2014, 15, 16, 17
Carroll, Travis	2001, 02, 03, 04
Carter, Mark	1983
Carter, Mike	1999, 00
Carter, Tom	1983
Casaday, William	1999, 00
Castellano, Amie	1984
Cathey, Armani	2022
Cathey, Seth	2018, 19, 20, 21, 22
Caviness, Jon	1996, 97, 98
Cazares, Darryl	1983
Chaffin, Ryan	2005, 06, 07, 08
Cheek, Taylor	2019
Cheo, Taber	2011, 12
Cherry, Andy	2003, 04, 05
Childs, Riley	2022, 23, 24
Chisler, Nick	2001
Chrastina, Jeremy	1993, 94
Christner, Cody	2012, 13, 14, 15
Clark, Derrick	1992, 93
Clark, Fred	1978, 79
Clark, Kydre	2021, 22
Clayton, Clint	1997, 98
Clayton, Troy	1993, 94, 95, 96
Clearfield, Robb	1989
Clinard, Chris	2010
Close, Richard	1991
Cloyd, Dalton	2017, 18, 19, 20, 21
Cobb, Don	1977, 78, 79
Cobb, Malachi	2014, 15, 16, 17
Cochran, Devin	2016, 17
Coffie, Tony	1986, 87, 88, 89
Colburn, Bart	1987
Coleman, Gavin	2023, 24
Coleman, Jonathan	2013, 14, 15
Coleman, Lee	2003
Colenburg, Tony	1998
Coley, Marlon	1994
Collier, Brady	2015, 16, 17, 18
Collier, Kelly	1990, 91
Collins, Eric	1977, 78, 79, 80
Collins, Chandler	2016, 17, 18, 19, 20
Collins, Jeremy	2001
Collins, Matt	2016, 17, 18, 19
Collins, Michael	2024
Collins, Reggie	1983, 86
Colvin, Layne	2022
Combs, Carson	2022, 23
Conner, Ryan	2021, 22, 23, 24
Conrad, Hayden	2020, 21, 22, 23
Cook, Colin	2020, 21, 22, 23
Cook, Doug	1989
Cooks, Dameon	2013
Coon, Justin	2000, 01, 03
Cooper, Herbert	1995, 96
Cooper, Sam	2009, 10
Copeland, Danny	1992
Copeland, Dave	1977
Copeland, Mark	1979
Coplin, Drew	2004, 05, 06
Coryell, Sam	1992
Cosner, Stanley	1987, 88, 89
Cottrell, Kent	2000, 01, 02
Couch, Tyler	2013, 14, 15, 16
Cox, Byron	2023, 24
Cox, Caleb	1995, 96
Cox, Lyle	2010
Cox, Morgan	2009, 10
Cox, Peyton	2018
Cox, Saron	1996
Cravalho, Josiah	2004, 05
Cravalho, Micah	2003, 04, 05
Crawley, Kendall	1991
Cressman, Scott	1989, 90
Crudgington, London	2022
Culbertson, Dondi	1987, 88, 89, 90
Cummings, Kyle	2023, 24
Cunningham, Craig	1998
Cunningham, Elijah	2020
Curry, Kyle	1994
Curtis, Jackie	1985, 86
Cuveilje, Fabian	2015, 16, 17, 18, 19

D

Danford, Kevin	1990
Daniels, Colton	2017
Daniels, Isaac	2015, 16, 17
Daniels, Micah	2015, 17, 18, 19
Dardar, Nate	2021
Darst, Kayleb	2021, 22, 23, 24
Darter, Rafe	2024
Davis, Bryson	2024
Davis, Cole	2021
Davis, Greg	1993, 95, 96, 97
Davis, Isaac	2024
Davis, Jason	2000
Davis, Jeremy	1999, 00, 01, 02
Davis, Madison	2016, 17, 18
Davidson, Nijal	2016, 17, 18, 19
Dawe, Tom	1982, 83
Dawson, Brady	2016, 17

Dawson, Dominic.....2022, 23, 24
Day, Justin.....2015, 16, 17
Dean, Bo.....2015
Decker, Don.....1985, 86
Decker, Dyllan.....2017, 18, 19, 20, 21
DeForest, Johnathan.....2005
Delbridge, Bryson.....2019
DeLillo, Roger.....1985, 86, 88, 89
Demerson, Shawron.....1997
DeMoss, Rodney.....1985
Dennie, Jacob.....2022
Dennie, Josh.....2018, 19, 20, 21
Denning, Mason.....2022
Dennis, King.....2019
Denton, Skyler.....2022
Deshabathini, Josiah.....2024
Devantier, Mike.....1982
Dewberry, Cedric.....2003, 04, 05
Dickerson, Dwayne.....1980
Diers, Brett.....2013, 14, 15
Dietz, John.....1981
DiPasquale, Chris.....1996, 97
Dixon, Anthony.....1993, 94, 95, 96
Dixon, Von.....2005, 06
Dobson, Andre.....1994, 95, 96, 97
Doby, Keidrick.....2006
Dollar, Daryl.....1995, 96, 97, 98
Dollar, Gerald.....1980, 81, 82, 83
Dollar, John.....1994, 95, 96, 97
Dollar, Sam.....1991, 92, 93, 94
Dollinger, Tony.....1982, 83, 84, 85
Dooley, Keith.....2000, 01
Doran, Chris.....2020, 21, 22
Doran, Kyle.....2017
Dorlan, John.....1997, 98, 99, 00
Dos Reis, Marshall.....1998, 99, 00, 01
Douglas, Solomon.....2017
Dowden, Jase.....2022
Dowdy, James.....2024
Downey, Maurice.....2018
Downing, Bobby.....2015, 16, 17, 18
Dreibelbis, Logan.....2016
Drury, Rod (father).....1977, 78, 79, 80
Drury, Todd (son).....2005, 06, 07, 08
Dubose, Barry.....2017, 18, 19, 20
Dudko, Gennadiy.....2023, 24
Duncan, Marcus.....2022, 23
Dunn, Chapman.....2023, 24
Durham, Doug.....1979, 80
Duvall, Danny.....1977, 78, 79, 80
Dyer, Josh.....2022, 23, 24

E

Eader, Joe.....1999, 00, 01, 02
Earwood, Phil.....2001, 02
Eaton, Hugh.....2024
Ebozue, BJ.....2013
Eden, Chandler.....2011, 12, 13, 14
Eden, Cory.....1999, 00
Eden, Jacob.....2016, 17, 18, 19
Edwards, Bob.....2003, 04, 06
Edwards, Jonah.....2021, 22, 23, 24
Edwards, Mark.....2009, 10
Edwards, Shad.....1996, 97, 98, 99
Edwards, Steve.....1995, 96, 97
Eftink, Reece.....2024
Eidson, Austin.....2004, 05
Eklund, John.....1996, 97, 98
Eli, Kolyn.....2022
Elling, Robert.....1983, 84, 85
Elliott, Boyd.....1980
Elliott, Mark.....2006
Ellis, Lester.....1978, 79, 80
Emmertson, Justin.....1991
Eng, Daniel.....2022
Ensminger, Alan.....1986, 87
Ephraim, Jim.....1981
Erickson, Dan.....1984
Estay, Brannon.....1995
Evans, Joshua.....2014, 15, 16, 17
Evans, Rusty.....1977
Evenson, Greg.....1987, 88, 89, 91

F

Facen, Darius.....2020, 21
Fafaskos, Alex.....2018
Faries, Scott.....1999
Farina, Joel.....1987, 88, 89, 90
Farmer, David.....2017
Falkner, Christian.....2016
Feazell, James.....1986, 87, 88
Ferguson, Jon.....1977, 78
Filancia, Joel.....1994, 95
Finley, Garrett.....2023, 24
Finzo, Anthony.....2014
Flannigan, Terry.....1977, 78, 79, 80
Flores, David.....2006, 07, 08, 09
Flowers, Ben.....2002
Floyd, Jerod.....2003
Ford, Andy.....1992, 93
Ford, Darius.....1993

Forman, Steve.....1989, 90
Forrester, Eddie.....1985, 86
Foster, Jaren.....2021, 22, 23, 24
Fouch, Jon.....2005, 06
Fouts, Karter.....2022
Fox, David.....2001, 02, 03, 04
Fox, James.....2002, 04, 05
Fox, Leon.....1984, 85
Francis, Isiah.....2016
Franklin, Javion.....2022
Frazier, Isaac.....2022
Frazier, Michael.....2014, 15
Friend, Ben.....2016, 17, 18, 19
Friend, Haaken.....2017, 18, 19, 20, 21
Friend, Tracy.....1994
Fugett, Jaden.....2021, 22, 23
Fuller, Colby.....1998
Fulk, Nathan.....1993, 94, 95, 96
Fuller, David.....1978, 79
Fuller, Juhah.....2010
Fuller, Ron.....1979, 80, 81
Fuller, Sam.....2009, 10

G

Gabbard, Brian.....1980, 81, 82
Gabbard, Clint.....1977, 78, 79, 80
Gabriel, Jevian.....2016, 17
Gaffner, Dale.....1994, 95, 96, 97
Gamble, Chris.....1994
Gammons, Terry.....1987, 88, 89, 90
Gant, Greg.....1979, 80
Garcia, Oswaldo.....2019, 20, 21, 22
Gardner, Tim.....1996, 97, 98, 99
Gardner, Eugene.....1984, 85, 86, 87
Gardner, Jeff.....1985
Gardner, Ty.....2023, 24
Garka, Greg.....2000, 01, 02, 03
Garner, Koehn.....2024
Garten, Daniel.....2010, 11
Garriott, Matt.....2007, 08, 09, 10
Garris, Donovan.....1998, 99
Garrison, Drew.....2003
Gehring, Carson.....2020
Gehring, Chase.....2015, 16, 17, 18, 19
George, Dave.....1982, 83, 84, 85
George, Richard.....1981, 82, 83, 84
Gerlek, Clint.....2004, 05
Gettler, Josh.....2003
Gholson, David.....1988
Giardetti, Mark.....1993, 95, 96
Gibson, Noah.....2018, 19, 20, 21
Gibson, Stephen.....2023, 24
Gies, Trevor.....2006, 07, 08, 09
Giesbrecht, Bailey.....2015
Gill, Dylan.....2018, 19
Gilpin, Cole.....2020, 21
Gilstap, Walter.....2016, 17, 18, 19, 20
Girdner, Joel.....2006
Gladney, Jason.....1993
Glenn, Hollen.....2023, 24
Goebel, Tyler.....2022
Goings, Elliott.....2023, 24
Golden, Gary.....1977, 78, 79
Golphin, Lewis.....1987, 88
Gonzalez, Braulio.....2000
Goodman, Dave.....1981, 83, 84
Goodpaster, Caleb.....2014, 15, 16
Goodson, Don.....1977, 79, 80
Gouvion, Joseph.....2014
Goss, Grady.....2023, 24
Goss, Kurt.....2011
Govan, Carlando.....2021
Graham, Ken.....1983
Graham, Tre'lon.....2015, 16
Grantham, Ryder.....2017, 18, 19, 20
Greager, Luke.....2012
Grech, Beau.....2006, 07, 08, 09
Green, Antonio.....2013
Green, Colton.....2021, 22
Green, Gavin.....2015
Green, Taylor.....2017, 18
Gregor, Rob.....1990, 91
Grelle, Brett.....2014, 15, 16, 17
Gresham, Wayne.....1993
Gretz, Garrett.....2004, 05, 06
Griep, Nathan (son).....2001, 02, 04, 05
Griep, Rick (father).....1977, 78
Griffith, Harris.....2019, 20
Griffin, Jerry.....2016
Griffith, Mark.....2012, 14
Grogan, Jim.....1993
Grumke, Ethan.....2014, 15, 16
Guel, Peter.....1990
Guidry, Kaylam.....1998, 99, 01, 02
Guidry, Mike.....1999, 00, 01
Guillaume, Sam.....2011
Guckel, Troy.....2016, 17, 18, 19, 20
Guynes, Del Ray.....1977

H

Hackbarth, Harrison.....2024

Hacker, Josh.....2002, 03
Hagan, David.....1982
Hale, Skyler.....2016
Hall, Brett.....2023, 24
Hamadachi, Frank.....2011
Hamilton, James.....1977, 78, 79
Hamme, Chase.....2024
Hamon, Jacob.....2004, 05, 06
Hancock, Paul.....1978
Haney, Tim.....1981
Hansen, Eric.....1982
Hansen, Paul.....2002, 03, 04, 05
Hanson, Pete.....1997, 98, 99, 00
Hardesty, Cameron.....2016, 17, 18, 19
Harman, Randy.....1978
Harrell, Mark.....1978
Harrelson, Steve.....1986
Harris, Cameron.....2023, 24
Harris, Chase.....2020
Harris, Derick.....2012, 13
Harris, Gerry.....2022, 23, 24
Harris, Jalen.....2018, 19, 20, 21
Harris, Keaton.....2019, 20
Harris, Layton.....2015, 16, 17
Harris, Ron.....1987, 88, 90, 91
Harrison, Keith.....1996
Harrison, Mike.....1980
Hart, Jayden.....2023, 24
Hart, John.....1998
Harter, Chris.....1990, 91, 92
Hartley, Shane.....2001, 02
Hartzler, Brian.....2004, 05
Hathcock, Tanner.....2012
Hatley, Kason.....2024
Havenar, Chuck.....1984
Hawkins, Tony.....2000
Hay, Kirk.....1979, 80, 82
Hayes, Khelon.....2010, 11, 12
Haygood, Galen.....1979
Haymes, Joe.....2018, 19, 20, 21, 22
Hays, Jeremiah.....2003, 04, 05, 06
Hazard, Gary.....1985, 86
Hebert, Shawn.....2011, 12, 13, 14
Hedrick, Jeff.....2006
Hellwig, Elijah.....2022, 23
Hellwig, Evan.....2021, 22, 23, 24
Hellwig, Jay.....1991, 92, 93, 94
Helton, Ryan.....1992, 93, 94, 95
Hemingway, Tyrell.....2011, 12
Henderson, Dexter.....2006
Hendrick, Ken.....1982, 84, 85
Henegar, Ken.....1989, 90, 91
Henegar, Michael.....2024
Henley, Tryton.....2020, 22, 23, 24
Henning, Colton.....2015
Henry, Preston.....2009, 10, 11, 12
Hensley, J.....2010
Hepola, Chance.....2017, 18, 19, 20
Hernandez, Christian.....2019, 20, 21, 22
Hester, Dallas.....2015, 16, 17, 18
Hester, Dillon.....2019, 20, 21, 22, 23
Hester, Tim.....1991, 93
Hetke, Cade.....2015
Hicks, Greg.....1999, 00
Higgenbottom, Caleb.....2021, 22, 23, 24
Higgins, Lukas.....2022, 23, 24
Hill, Shawn.....1983, 84, 85, 86
Hill, Talan.....2024
Hilton, Garrett.....2024
Hinckley, Jay.....1983
Hinds, Glen.....1996, 97, 98, 99
Hinson, Caden.....2024
Hinzman, Josh.....2018, 19
Hinzman, Paul.....1989, 90, 91
Hobson, Eddie.....1982
Hobson, Tom.....1982, 84, 85
Holden, Andrew.....2019, 20, 21, 22, 23
Holley, Derrick.....2019, 20, 21, 22
Holmes, Ken.....1994, 95, 96, 97
Honore, Warren.....1992, 93, 94, 95
Hopkins, Taton.....2020, 21
Horne, Blake.....2011
Houseknecht, David.....2013
Houseknecht, Isiah.....2015, 16, 17, 18
Houseman, Bill.....1977
Houston, Justin.....2018, 19, 20, 22
Howard, Barry.....1997, 98, 99, 00
Howell, Dawson.....2024
Howington, Lucius.....2008, 09, 10, 11
Howse, Drew.....1978, 79
Hubbard, Chris.....2024
Hubler, Daniel.....2015
Hudman, Jeff.....1997
Hudson, Brendan.....2020
Hudson, Dawayne.....2001, 02, 03
Hughes, Curtis.....1989
Hukill, Jon.....2015, 16, 17, 18
Hula, Hal.....1998, 99, 00, 01
Humes, Zuri.....2024
Humphreys, Nathan.....2001, 02, 03, 04
Hunt, John.....2004, 06, 07, 08

ALL-TIME LETTER WINNERS

Hurt, Robbie 1993, 94
 Hurt, Seth 2013
 Huson, Jim 1979, 80, 82, 83

I

Ingham, Bill 1988
 Irby, Josh 2015
 Isaacs, Derek 1995
 Isham, Lanny 1981, 82, 84, 85

J

Jackson, Beau 2002, 03
 Jackson, CJ 2015, 16, 17, 18
 Jackson, Will 2016, 17, 18, 19, 20
 James, Craig 1988, 89, 90, 91
 Jameson, Harry 1979
 Javersak, Tallon 2019
 Jenkins, Mark 1981, 82, 83, 84
 Jenkins, Mitch 2012
 Jenkins, Thomas 1979, 80, 81, 82
 Jeskevic, Logan 2023, 24
 Jester, Noah 2022
 Jeff, Caiden 2019, 20
 Jeff, Lane 2019, 20, 21
 Jeff, Scott 2018, 19, 20, 21, 22, 23
 Johnson, Austin 2023
 Johnson, Cam 2023
 Johnson, Cedric 2009, 10
 Johnson, Charles 1987
 Johnson, Dave 1980
 Johnson, David 1983, 84, 85, 86
 Johnson, Derrick 2017, 18, 19, 20, 21, 22
 Johnson II, Deuce 2024
 Johnson, Justin 2003
 Johnson, Larry 2016, 17
 Johnson, Simeon 2024
 Johnson, Terrior 2014, 15
 Johnson, Titus 2024
 Johnson, Zach 2016
 Johnson, Zachary 2012
 Jones, Carsie 2013, 14
 Jones, Donte 2010, 11
 Jones, Darius 2021, 22
 Jones, Gavin 1991, 92, 93
 Jones, Hosea 2018, 19, 20
 Jones, Trey 2021
 Jones, Thaddeus 1986, 87, 88, 89
 Jones, Zach 2013, 14
 Jouret, Zach 2024

K

Kaiser, Drew 2014
 Kantola, Luke 2014
 Kaufman, Ben 1977, 78
 Kazos, Solon 1981, 83, 86
 Keenoy, Justin 2002, 03, 04, 05
 Keith, Cameron 2020
 Kelley, Brandon 1995, 97, 98, 99
 Kelley, Kade 2015, 16, 17, 18, 19
 Kennedy, Garrett 2005
 Kenslow, Rylan 2024
 Kerbo, Kevin 1984
 Kettlehut, Matthew 2006
 Keys, Josh 2016, 17, 18, 19, 20
 Kezerle, Bill 1997, 01, 02, 03
 Kile, Lee 1987, 88, 89
 Kinard, Dustin 1994, 95, 96
 King, Javicaun 2019, 20, 21
 King, Ron 1977
 King, Wendell 1988, 90
 King, Zach 2017, 18
 Kingston, Keith 1986, 88, 89, 90
 Kirkland, Joe Don 2022, 23, 24
 Klote, Victor 2023
 Knott, Kory 1989, 90, 91, 92
 Knowles, Jerry 1991, 92, 93
 Koehler, Ryan 2024
 Kolone, Rexy 2015, 16, 17, 18
 Kolp, Dan 2005, 06
 Kozinski, Mark 1984
 Krainitz, Josh 1994, 95
 Kraker, Bill 1988
 Kretchman, Abe 2023
 Kroger, Mark 2006
 Kuyawa, Zeke 2017, 18, 19, 20
 Kyser, Zayne 2015, 16, 17, 18

L

Lakatos, Jackson 2019, 20
 Larry, AJ 2024
 Lawson, Collin 2015, 16
 Leazer, Josh 2022, 24
 Lebron, Elijah 2019, 20, 21
 Lee, Darius 2017, 18, 19, 20
 Leeviraphan, Athanie 2017, 19, 20, 21, 22
 Leffingwell, Brady 2017, 18, 19
 Lewis, Chris 1990, 91, 92, 93
 Lewis, Nic 2019
 Like, Jachin 2018, 19, 20, 21, 22
 Lilo, Lionel 2007, 08, 09, 10
 Lindsey, Austin 2017, 18, 19, 20

Little, Demareus 2016, 17, 18, 19, 20, 21
 Little, Josh 1999, 00, 01
 Littleton, Kaleb 2012, 14, 2015
 Littrell, Doug 2019, 20, 21, 22
 Livingston, Noah 2013
 Loeschner, Randy 1982
 LoFranco, Anthony 1981, 82
 Lofton, Tommy 1980, 82
 Lohn, Josh 2010, 11, 12
 Lohrey, Jay 1993
 Lomosi, Jacob 2024
 Long, Wyatt 2019, 20
 Looff, J.R. 2012
 Looney, Matt 2014, 15, 16, 17
 Lopez, Chris 1989, 90, 91, 92
 Louissaint, Jonathan 2009, 10
 Love, DJ 2018, 19
 Love, Garrett 2019
 Lovekamp, Bret 2001, 02, 03, 04
 Lovette, Stephen 2000
 Lowe, Roger 1987, 88
 Lowry, Chris 1995
 Lumley, Isaiah 2019, 20, 21
 Lyle, Broc 2023, 24
 Lynch, Dylan 2021
 Lynn, Joel 1980, 81
 Lyons, Michael 2023

M

Mabe, Beau 2010, 11, 12, 13
 Mabon, Raymond 2017
 MacFawn, Tim 1983, 84
 Madsen, Trey 2019
 Magill, Grant 2014
 Mainse, Reynold 1981, 82, 83, 84
 Mainse, Ronald 1982, 83
 Mallard, Nate 2016
 March, David 1987, 89, 90
 Marocco, Jason 1999
 Marshall, A. H. 2004, 05, 06
 Marshall, Kherwyn 2012
 Martin, Adam 2002
 Martin, Ken 1981
 Martin, Oliver 1979
 Martin, Phil 1977, 78, 79, 80
 Martinez, Isaac 2019
 Martinez, Zenaïdo 2004
 Mason, Ryan 1993
 Mastrangelo, David 1977, 79
 Matheny, Ryan 1993
 Mathews, Braeden 2019, 20
 Maturay, Zach 2024
 Matrone, Andrew 2006, 07, 08, 09
 Mattix, Aaron 2001
 Mauzy, Chris 2002
 Mavengere, Sydney 2017, 18, 19, 20
 McBride, Derrick 1993, 94
 McCabe, Ed 1977, 79
 McCage, Collin 2012, 13, 14
 McCalebb, Dwayne 2011
 McClenton II, Shedrick 2004, 05, 06
 McCulley, Jason 2002, 03
 McCullough, Chris 1979
 McCullough, Rees 2024
 McDonald, Dennis 1981, 82, 83
 McDowell, Benny 2000, 01
 McGehee, Stan 1980, 81, 83, 84
 McGill, Clarence 1993
 McGuire, Garrett 2016, 17, 18, 19
 McGuire, Samuel 2020
 McGuire, Shad 1991, 92, 93, 94
 McHenry, Mitch 2012, 13
 McKenzie, Ed 1989, 90
 McKenzie, Kieran 2019, 20
 McKinney, Shelby 2019, 20
 McLaughlin, Jesse 2022
 McLaughlin, Logan 2024
 McLaurin, Steve 1987, 88
 McMain, Troy 2003
 McMains, Gabe 2024
 McMannis, Brian 1994
 McNabb, Brian 1993, 94, 95, 96
 McNece, Blake 2024
 McNuti, Jared 2006
 Meacham, Travis 2005, 06
 Mekelburg, Boyd 1980
 Melton, Robert 1985, 86
 Mendez, Brandt 2013
 Mendez, Christian 2012, 13
 Mendez, Gus 1982
 Menzie, Bob 1977, 78, 79
 Merriman, Claude 1988
 Messenger, Jeremy 2021
 Metcalf, Mark 1979, 80, 81, 82
 Mewbourne, David 1977, 78, 79
 Meyer, Tommy 2009, 10, 11, 12
 Meyers, Trevon 2007, 08, 09, 10
 Miazga, Wally 1987, 88
 Michaux, Tim 2005, 06, 07, 08
 Miklosovic, Brad 1992
 Miley, Lance 2004

Milkie, Dale 1989, 90, 91
 Miller, Brian 1987, 88, 89
 Miller, Gavin 1989, 90, 91, 92
 Miller, Jerold 1985, 86, 87, 88
 Miller, Ken 1980, 81
 Miller, Kevin 1978
 Minter, Andrew 2013
 Minter, Joe 2010, 11, 12
 Miolen, Doug (father) 1988, 89, 90
 Moilen, DJ (son) 2014, 15, 16
 Mires, Brandon 2004, 05, 06
 Mitcham, Doug 1977, 78, 79
 Mitchell, Cephas 2013, 14, 15
 Mitchell, Brett 2000, 01, 02, 03
 Mitchell, Wilbert 2012
 Mock, Dawson 2021, 22, 23, 24
 Moe, KK 2018, 19, 20, 21, 22
 Moeller, Andreas 2016, 17, 18, 23
 Moles, Billy 1978
 Monroe, Shawn 1989, 90, 91
 Montemayor, Andrew 2019
 Moody III, James 2024
 Moore, Aaron 1999, 00, 01, 02
 Moore, Hank 1981, 82, 83, 84
 Moore, Jamey 1993
 Moore, Justin 2021, 22
 Moore, Malik 2020
 Morales, Jonathan 2015
 Moran, Patrick 1986, 87, 88
 Moreland, Sam 2024
 Morris, Quintin 2022
 Morrow, Jason 1997, 98, 99, 00
 Morton, Sam 2016, 17, 18, 19
 Morton, Silas 2024
 Mosley, Dhevin 2022, 23
 Moss, Blake 2011, 13, 14
 Mortazavi, Cameron 2014
 Mothershed, Nathaniel 1996, 97, 98, 99
 Moye, Edward 1996, 97, 98
 Munoz, Darvin 1977
 Murphy, Corey 2014, 15, 16, 17
 Murray, Michael 2021, 22
 Musgrave, David 2001
 Myers, Bradley 2019, 20, 21, 22, 23, 24
 Myers, Jason 1996, 97, 98
 Myers, Zach 2021, 22, 23, 24
 Myles, Gerard 2002, 03, 04
 Mynatt, Carter 2002, 03

N

Nash, Dallas 1993, 94
 Navickis, Al 1980
 Neal, Chris 2022
 Nelson, Ron 2014
 Newman, Terry 1977
 Nichols, Brandon 2006
 Nichols, Glenn 1995, 96
 Niebuhr, Kaleb 2021
 Nielsen, Nick 2019
 Nixon, Taylor 2018, 19
 Nixon, Tim 1979
 Noakes, Craig 1991, 92, 93
 Norris, Timothy 2012
 Norton, Chuck 1977
 Notton, Conrad 1995, 96, 97, 98
 Notton, Ryan 1993, 94, 95
 Nowels, Chris 1990, 91, 92
 Nugent, Chase 2013, 14, 15, 16
 Nwiba, Ben 2016
 Nyumah, Bryce 2018, 19, 20, 21, 22

O

O'Cain, Drew 2009, 10, 11, 12
 O'Hara, Clayten 2023, 24
 Odom, Michael 1992, 93, 94, 95
 Oglesby, Jon 1991, 92, 93, 94
 Ojo, Samson 2024
 Oladeinde, Oluwafela 2023, 24
 Olivares, Nico 2023
 Oliver, Don 1977
 Ollison, Elijah 2015
 Olson, Justin 1995, 97, 98
 Orchard, Koel 2018, 19, 20, 21, 22, 23
 Ordaz, Alex 2018, 19
 Ordaz, Isaiah 2020, 21
 Oropeza, Nicos 2019, 20, 21
 Osby, Taharqa 2003
 Overall, Devon 2013, 14, 15, 16
 Overton, Derek 1990, 91, 92

P

Palmer, Antoine 2012
 Parker, Bill 1993, 95, 96
 Parker, Brian 1990, 91
 Parker, Rob 1993
 Parks, Steve 1993, 94
 Parnell, Denzel 2011, 12, 14
 Parrish, Mark 1981, 82
 Parsons, Brent 1985, 86
 Paschall, Kirk 1982, 83, 84
 Patterson, Brody 2022, 23

Patton, Juan 1993, 94, 95
 Pearson, Jim 1977
 Pendergraft, Cade 2015
 Penland, Malachi 2021, 22
 Peppelman, David 2001, 02, 03, 04
 Perkins, Charlie 1996
 Pernel, Denzel 2013
 Perrigo, Will 2021
 Persinger, Ben 2019, 20
 Peterson, Deacon 2024
 Petit-Jean, Junior 2011
 Petro, Mike 1986
 Petty, Colt 2023
 Pflug, Justin 2013, 14, 15
 Pharis, Hunter 2015, 16, 17, 18
 Phelps, Stone 2013
 Phillips, Chad 2024
 Phillips, Dameon 2013, 14, 15, 16
 Phillips, Demetric 2002, 03, 04, 05
 Phillips, RJ 2020, 21
 Phillips, Zach 2021, 22, 23
 Philpot, Daniel 2015, 16, 17
 Pianalto, Jeremy 2009, 10, 11
 Picalo, John 1979, 80, 81, 82
 Pierce, Easton 2017, 18, 19
 Pierce, Jordan 2012, 13, 14, 15
 Pierce, Noah 2015, 16, 17, 18
 Piker, Jeff 1988, 89, 90
 Pinkerton, Austin 2015
 Pipkin, Josh 2017, 18, 19, 20
 Pittman, Mark 1980, 81, 82
 Poe, Darin 1984, 85, 86, 87
 Poland, Tom 1999
 Polite, Ryan 2005, 06
 Pope, Vic 1984, 85, 86, 87
 Poppen, Andrew 2015, 16, 17, 18, 19
 Poppen, Nathan 2019
 Poppen, Steve 1988, 89
 Posada, Terrel 2016
 Potter, Cale 2016
 Potts, Reid 2023, 24
 Preddy, Bowen 2020, 21, 22
 Preffit, Tyler 2009, 10, 11, 12
 Prestidge-Murray, Tyler 2017, 18, 19, 20
 Price, Gabriel 2021, 22
 Price, John 1987, 88
 Proctor, Mark 1988, 89, 90
 Proctor, Trey 2022
 Puentes, Dominique 2020, 21, 22, 23
 Pugsley, Tobias 2005
 Puletasi, Patrick 2017
 Pursley, Charles 1977
 Putman, Logan 2024

R

Ragain, Nick 2001
 Ragsdell, Matt 1992, 93, 94, 95
 Rainville, Brian 2002
 Ramsey, Chris 1980
 Ramsey, Darrell 1994
 Randall, James 1988, 89
 Randle, Jamail 2009, 10, 11, 12
 Randleman, Chad 2001, 02, 03, 04
 Raney, Kenneth 1989, 90
 Rasmussen, Derek 2004, 05, 06
 Ray, Anthony 1988, 89, 90, 91
 Rayburn, Randy 1980, 81, 82, 83
 Rayburn, Troy 2004, 05, 06, 07
 Reardon, Stacy 1994
 Reese, Cedric 2009, 10, 11, 12
 Reed, Dwaylen 2021, 22, 23
 Reed, Zach 2010, 11, 12, 13
 Rettman, Bailey 2017, 18, 19
 Rentschler, Jonathan 2014
 Reppert, Justin 2004, 05, 06
 Rettman, Charles 2016
 Retherford, Lenny 1986, 88
 Rhoads, Cosmo 2024
 Richardson, Robb 2001, 02, 03, 05
 Richardson, Steve 1983, 84, 86, 87
 Rigby, Charlie 1978, 79, 80
 Riley, Anthony 2017
 Ring, Aaron 1995, 96, 97, 98
 Ripko, Drew 2023, 24
 Ritter, Bruce 1986
 Robert, Mark 1977, 78, 79
 Roberts, Derek 2015, 16, 17
 Robertson, John-Michael 2007, 08, 09, 10
 Robinson, Anthony 1991, 92, 93
 Robinson, Caden 2017, 18, 19, 20, 21
 Robinson, Cedar 1989, 90, 91
 Robinson, Cornell 1999, 00
 Robinson, Jace 2021, 22
 Robinson, Keith 2024
 Robinson, Mark 2019, 20
 Robinson, Rocket 2024
 Robinson, Sammy 2019, 20, 21, 22, 23
 Robinson, Terry 2017, 18, 19, 20, 21
 Roby, Jalen 2017
 Rodgers, Conner 2021, 22, 23, 24
 Rodgers, Cory 2021, 22, 23, 24

Rodriguez, Tristan 2024
 Roepke, Richie 2007, 08, 09, 10
 Rogers, Randy 1986
 Rogers, Woody 2023
 Roggvo, Brenton 2006, 09
 Rolling, Brian 2003, 04, 05, 06
 Romine, Elijah 2024
 Rose, Justin 2014, 15
 Rose, Ray 1985, 86
 Ross, Peyton 2018, 19, 20, 21, 22
 Roweton, Brock 1997, 98, 99, 00
 Roweton, Russell 2024
 Ruffin, Darien 2018, 19, 20, 21
 Russ, Eldon 1979, 80
 Russell, Dalton 2024
 Ruth, Trevor 2004, 05, 06
 Ryczek, Mike 1990, 91

S

Saak, Joshua 2018, 19, 20, 21
 Salary, Joshua 2011, 12
 Salas, Izaiah 2022, 23
 Sanders, Josh 2002
 Sands, Edward 2006, 08, 09, 10
 Sandusky, Brad 2011
 Sardeson, Jayden 2024
 Schaffer, Jeremy 2015
 Schaffer, Jonathan 2023, 24
 Schaefer, Harrison 2016, 17, 18, 19
 Schambach, Bruce 1978, 80
 Schauer, Aric 2006
 Scheer, Taylor 2006
 Scheets, Phil 1991
 Schimpf, Kevin 1990, 91, 92, 93
 Schmidgall, Rob 1988, 89, 90
 Schmidly, Brandon 1994, 95, 96, 97
 Schmidly, Derek 2003, 04, 05
 Schofield, Steve 1981
 Schott, Isaiah 2022, 23, 24
 Schrock, Adam 2015, 16, 17, 18
 Schut, Shane 1997, 98, 99, 00
 Scott, Charles 2014, 15, 16, 17
 Scott, Justin 2023, 24
 Scott, Tim 1996, 97
 Seager, Jef 1990, 91, 92, 93
 Seaton, Ryan 1992
 Sebastian, David 2006
 Sederwall, Noah 2022
 Semlow, Josiah 2024
 Sharp, Dalton 2017, 18, 19, 20, 21
 Shaw, Devin 2022, 23, 24
 Shelley, Steve 2001, 02, 03
 Sherman, Colton 2016
 Shepherd, Triston 2017, 18, 19, 20
 Sheppard, John 1979
 Short, Nathan 2004, 05
 Siddle, Jeff 1981, 82, 83, 84
 Simmons, Brock 2019, 20, 21, 22
 Simmons, Dominick 2021, 22, 23
 Simmons, Burnell 1987, 88
 Simpson, Jeff 1988, 89, 90, 91
 Sims, Bordy 2021
 Sims, Carlen 2010, 11, 12, 13
 Sims, Jamie 1985, 87, 88
 Sinclair, Zach 2011
 Singletery, Rommy 2004
 Sisson, Barry 1981
 Skaggs, Justin 1997, 98, 99, 00
 Skeans, John 1991, 92, 93
 Skeans, Will 1996, 97, 98
 Skipper, George 1979, 80, 82, 83
 Slivosky, Eric 1989
 Smith, Andre 2013
 Small, Landon 2004
 Smith, Alex 2003, 04, 05, 06
 Smith, Chance 2015, 16, 17
 Smith, Dalton 2016, 17
 Smith, Donald 1999, 00, 01, 02
 Smith, Drew 1986, 87
 Smith, Ethan 2010, 11, 12, 13
 Smith, Josh 2000, 02
 Smith, Ken 1989
 Smith, Noah 2018, 19
 Smith, Pierce 2017, 18, 19, 20
 Smith, Shawn 1990
 Smith, Wayne 1992, 93
 Snelling, Mike 1987
 Snow, Cullen 2024
 Snyder, Brad 1977
 Solis, Cailub Issic 2022, 23
 Solomon, Joe 1978
 Sooter, Isaac 2002, 03
 Soper, Parker 2017, 18
 Spain, Kirk 1985, 86, 87
 Sparks, Jodie 1995, 96, 97, 98
 Spence, Jon 1984, 85
 Spencer, Don 1988, 89, 90
 Spicher, Randy 1987
 Spradling, Cameron 1977, 78
 Spring, Erik 2023, 24
 Spring, Kenneth 2023, 24

Springer, Dajuan 2023
 Spurling, John 1982, 83, 84
 Stacy, Arlin 1981, 82, 83, 84
 Stacy, Payton 2022
 Staerkel, Scott 1984, 85, 86
 Staley, Brandon 2014, 15, 16
 Stambach, Rylan 2018, 19, 20
 Stampley, Tim 1989, 90
 Stanford, Anthony 2018, 19, 20, 21, 22
 Stark, Tanner 2015, 16, 17, 18
 Steffen, Michael 2001, 02, 03
 Stegall, Troy 2005, 06
 Steigerwald, John 1982
 Stein, Luke 2021
 Steinmeyer, Steven 1998
 Stephens, Talon 2023, 24
 Stevens, Jared 2003, 04, 05
 Stevens, Joel 2005, 06
 Stewart, Deitrich 1999
 Stewart, Karl 1985, 86
 Stewart, Randy 1977, 78, 79, 80
 Stiles, Jerry 1993
 Stinson, David 1994, 95, 96
 Stout, Jeremy 1999
 Street, Mike 1985, 86
 Street, Kody 2016, 17
 Stringer, Matt 1986, 87, 88
 Stromberg, Mark 1984, 85, 86
 Suess, Cary 1979
 Summers II, Paul 2023
 Summers, Ryan 2002, 03, 04, 05
 Sundein, Dylan 2015
 Sutton, Dana 1984, 85, 86
 Sutton, Phillip III 2010
 Sutton, Tony 2012
 Swann, Garrett 2012
 Swanson, Ronald 2023
 Swearengin, Brayden 2018
 Swillum, Dominic 2019
 Swillum, Stephen 2009, 10, 11, 12
 Sweet-Clyne, Danny 2006
 Swoffard, Nate 2020, 21, 22, 23, 24
 Sylvester, Joey 2020, 21, 22, 23, 24

T

Talbot, Alex 2016
 Talley, Trey 2015, 16, 17, 18
 Tapia, Rudy 2017
 Taplin, Dave 1999
 Tash, Blake 2020
 Taulamago, Patrick 2016
 Taylor, Bryant 2017
 Taylor, Caleb 2007, 08, 09, 10
 Taylor, Dalton 2015, 16, 17, 18, 19
 Taylor III, Allen 2017, 18, 19, 20, 21
 Teed, Chris 2007, 08, 09, 10
 Teel, Micah 2024
 Terry, Lee 1980, 81, 83, 84
 Terzoli, Nathan 2024
 Testasecca, Mark 1991, 92
 Tetzlaff, Chris 2001, 02, 03, 04
 Teycer, Ell C 2011, 12, 13, 14
 Thomas, Donnie 2013, 14, 15, 16
 Thomas, Bobby 1986, 87, 88
 Thomas, Bradley 2005
 Thomas, Gary 1977, 78
 Thomas, Jordan 2006
 Thomas, Nathan 2005, 06, 07, 08
 Thomas, Randy 1979
 Thompson, Cornelius 1991, 92
 Thompson, Steve 1980, 81, 82
 Thorpe, Brian 1999
 Thurber, Scott 1977
 Tips, Josh 2019, 20, 21, 22
 Tooley, Rick 1988
 Tracy, Brett 2005
 Trimble, Bill 1979
 Tristan, Frank 1999, 00, 01, 02
 Troutman, Zach 2006
 Trulove, Steve 2006
 Tumlinson, Vic 1985
 Turnage, James 1986
 Turner, Chase 2015, 16
 Turner, Javeon 2022, 23, 24
 Turner, Pat 1993, 94
 Tyskiewicz, Tim 1984, 85, 86, 87
 Tyson, Adam 2019, 20
 Tyson, Cory 1988, 99

U

Uber, Clayton 2021, 22, 23, 24
 Uber, Nate 2024
 Ulibarri, Ethan 2021, 22
 Ulibarri, Ezekiel 2021, 22, 23, 24
 Ulibarri, Ryan 1996, 97, 98
 Urban, Anthony 1980, 81, 82

V

Valencia, Brad 1998
 Vance, Tre 2013
 Vanderhule, Troy 1989, 90, 91, 92

ALL-TIME LETTER WINNERS

Vanderpool, Hayden.....	2019
Vandeveer, Ron.....	1997
Vandiver, Bob.....	1977
VanGilder, Draven.....	2024
Vaughn, Jesse.....	2010, 11, 12, 13
Vendelin, Joe Dan.....	1994, 95, 96, 97
Vickers, Kraig.....	1992
Villalta, Ray.....	2021
Volin, Doug.....	1997, 98, 99, 00

W

Wachob, John.....	1993, 94, 95, 96
Waggoner, Tyler.....	2018, 19, 20, 21, 22
Wakley, RJ.....	2019, 20, 21, 22, 23
Walker, Caleb.....	2008, 09, 10, 11
Walker, DJ.....	2023
Walker, Jermaine.....	2009, 10
Walker, Kenny.....	1983
Wade, Jacob.....	2014, 15
Ward, Brian.....	1987, 88, 89
Ward, Murphy.....	2014
Ward, Steve.....	1998, 99
Warner, Kyair.....	2020, 21, 22, 23, 24
Warren, De'Andre.....	2019, 20, 21, 22
Warren, Jace.....	2024
Washington, Kin.....	2011
Watson, James.....	2023, 24
Weaver, James Tarrance.....	2000, 01, 02, 03
Webber, Justice.....	2019
Weddle, Hayden.....	2017
Weddle, Jon.....	1998
Weeks, Cecil.....	1982, 83, 84
Weitner, Aaron.....	2009, 10
Welch, Jeremy.....	2005
Welch, Jon.....	1991
Welch, Wes.....	1983, 84, 85, 87
Wells, Brad.....	2000, 01, 02
Wells, Chris.....	2004, 05, 06
Wells, Robb.....	1999, 00, 01
West, Brock.....	2013, 14, 15, 16
West, Ray.....	2010
Wetherbee, Wally.....	1979, 80, 81, 82
Whisenant, Greg.....	1983
White, Casey.....	2011
White, Brian.....	1994, 95
White, DJ.....	2020, 21, 22, 23
White, Kevin.....	1988
White, Tyler.....	2019, 20, 21, 22
White, William.....	2001, 02, 03, 04
Whitcraft, Doug.....	1979
Whitman, Ryan.....	2013
Wickwar, Phil.....	1986
Wilcox, Darrell.....	1985
Wilcox, Dyllen.....	2016
Wilder, Mike.....	1996, 97
Wilder, Telacey.....	2015, 16, 17, 18
Wiles, Greg.....	1990
Wilke, Cade.....	2013, 14, 15, 16
Wilkes, Donnie.....	2023
Willard, Matt.....	1992, 93
Williams, Bryan.....	1984
Williams, Damon.....	1997
Williams, Derome.....	2021
Williams, Donnell.....	2005
Williams, Eric.....	2022, 23, 24
Williams, Kenny.....	1978, 79
Williams, Mike.....	1982
Williams, Myles.....	2016, 17, 18, 19
Williams, Noah.....	2017, 18, 19, 20
Williams, Rick.....	1981
Williams, Scott.....	1981
Williams, Steve.....	2012
Williamson, George.....	2017
Willis, Casey.....	2001, 02, 03, 04
Wilson, Brooks.....	2020
Wilson, Cody.....	1997, 98, 99, 00
Wilson, David.....	1983, 84, 85, 86
Wilson, Dax.....	2019, 20, 21, 22
Wilson, Hunter.....	2016, 18, 19, 20
Wilson, Mitch.....	2008, 09, 10, 11
Wilson, T Clark.....	1997, 98
Windham, Lim.....	2010
Wines, Jamie.....	1979, 81, 82
Winfield, Tim.....	2000
Witt, Wesley.....	2015
Wofford, Jake.....	2021, 22, 23
Wolfinbarger, Ben.....	2006
Womack, Scott.....	1991, 92
Wood, Richie.....	1980, 81, 82, 83
Woodard, Blake.....	2016
Woodburn, Kelvin.....	2000, 01, 02, 03
Woodrome, Peyton.....	2024
Woods, Caleb.....	2022
Woods, Corey.....	2013, 14
Woods, Steve.....	1981, 82, 83, 84
Woods, Trey.....	2015, 16, 17, 18
Woods Jr, Dontay.....	2018, 19
Woolfenden, Jacob.....	1999
Woosley, Chance.....	2014

Wright, Keith.....	2009, 10, 11, 12
Wunstell, Brance.....	2022, 23, 24
Wurtz, Joe.....	1996, 97, 98, 99
Wynn, Lamont.....	1998, 99, 00, 01

Y

Yampanya, David.....	2023
Yandell, Scott.....	1990
Yanno, Dante.....	2010
Yoder, Jeremy.....	2005
Young, Brandon.....	2016
Young, Dante.....	2013, 14, 15, 16, 17

Z

Zackery, Omari.....	1999, 00, 01
Zart, Andy.....	2004
Zea, Micah.....	2011



>>> Jamie Wines was the first Evangel quarterback to pass for more than 3,000 yards in a career as his 3,592 career yards still ranks tenth all-time. Wines led Evangel in total offense in 1979, 81, and 82.



>>> Denny Duron was the first head coach in the history of Evangel football. Duron coached Evangel from 1977 to 1982.



>>> All-American Jim Bailie and three-time first-team All-District lineman Rod Drury lead the way for an Evangel touchdown during the inaugural 1977 football season. Evangel were 20-19 winners over Culver-Stockton to finish the regular season 3-6.

1977

Record: 3-6

Coach: Denny Duron

Home Field: John F. Kennedy Stadium

S10	William Jewell College	L	0-7
S17	at Central Methodist	L	20-23
S24	Missouri Western State	L	17-33
O	at Washington University	L	0-16
O8	Arkansas Tech, h	L	15-58
O15	at Baptist Christian LA	W	40-15
O29	Langston University	W	27-23
N5	at Benedictine College	L	26-53
N12	Culver-Stockton	W	20-19
			165-247

1978

Record: 5-6

Coach: Denny Duron

Home Field: John F. Kennedy Stadium

S2	at Langston University	L	7-12
S9	at William Jewell College	W	21-14
S16	Central Methodist College	W	27-19
S23	at Missouri Western State	W	32-20
S30	at Missouri-S&T	L	0-37
O14	Arkansas-Monticello, h	L	0-26
O21	Northeastern State	L	10-12
O28	at Missouri State	W	33-21
N4	Benedictine College	W	42-25
N11	at Culver-Stockton College	L	14-20
N18	Missouri Southern State	L	33-35
			219-241

1979

Record: 1-10

Coach: Denny Duron

Home Field: John F. Kennedy Stadium

S1	at Nebraska-Omaha	L	0-38
S8	at Central State	L	0-55
S15	at Missouri Southern State	L	17-21
S22	Missouri Western State	L	20-37
S29	Missouri-S&T	L	0-37
O13	Benedictine College, h	W	34-13
O20	at Northeastern State	L	26-48
O27	Missouri State	L	7-17
N3	Central Arkansas	L	7-28
N10	at Central Missouri State	L	24-28
N17	at Nicholls State	L	17-40
			152-362

1980

Record: 1-10

Coach: Denny Duron

Home Field: John F. Kennedy Stadium

S6	at Central Arkansas	L	17-55
S13	at Central Methodist	W	28-7
S20	at Missouri Western State	L	13-21
S27	Missouri-S&T	L	20-40
O4	at Friends University	L	13-19
O11	Langston University, h	L	8-21
O18	Northeastern State	L	28-29
O25	at Olivet Nazarene	L	13-23
N1	Central Oklahoma	L	20-44
N8	Central Missouri State	L	7-40
N15	at Missouri Southern State	L	21-45
			152-362

1981

Record: 5-5

Coach: Denny Duron

Home Field: John F. Kennedy Stadium

S5	Missouri Western State	L	20-27
S12	Central Methodist	W	21-15
S19	Missouri Southern State	W, f	17-20
S26	at Missouri-S&T	L	3-14
O3	Friends University	W	45-0
O10	Olivet Nazarene, h	W	22-7
O17	at Northeastern State	L	7-32
O31	Tabor College	W	6-0
N7	at Central Missouri State	L	14-28
N14	at Liberty University	L	23-42
			178-185

1982

Record: 3-7

Coach: Denny Duron

Home Field: John F. Kennedy Stadium

S11	at Southwestern College	W	24-3
S18	at Missouri Southern State	L	24-68
S25	at Missouri Western State	L	7-35
O2	Harding University	L	14-15
O9	Liberty University, h	L	19-35
O16	Northeastern State	L	29-34
O23	Central Methodist	W	48-0
O30	at Missouri-S&T	L	22-32
N6	Central Missouri State	L	8-52
N13	at Lincoln University	W	23-15
			218-289

1983

Record: 2-8

Coach: Dave Schroeder

Home Field: John F. Kennedy Stadium

S3	at William Jewell College	L	16-30
S10	Southwestern College	W	23-3
S17	Missouri Southern State	L	17-41
S24	at Missouri Western State	L	7-42
O1	Harding University, h	L	6-26
O15	at Northeastern State	L	6-31
O22	at Central Methodist	W	18-7
O29	Missouri-S&T	L	6-35
N5	at Langston University	L	21-38
N12	Lincoln University	L	18-25
			138-278

1984

Record: 5-4

Coach: Dave Schroeder

Home Field: John F. Kennedy Stadium

S8	Peru State College	L	7-14
S15	at Missouri Valley College	W	28-7
S22	William Jewell College	L	20-21
S29	at Lincoln University	W	13-6
O6	Langston University, h	W	39-14
O13	at Harding University	L	28-33
O20	Benedictine College	W	10-7
N3	at Missouri-S&T	W	18-7
N17	at Southeastern Oklahoma	L	34-38
			197-147

1985

Record: 4-6

Coach: Dave Schroeder

Home Field: John F. Kennedy Stadium

S7	at Peru State College	L	7-34
S14	Missouri Valley College	L	6-13
S21	Harding University	L	16-44
S28	Lincoln University	W	41-0
O5	at Langston University	W	21-15
O12	Southeastern Oklahoma, h	W	31-29
O19	at Benedictine College	L	13-42
O26	at Northeastern State	L	3-21
N2	Missouri-S&T	L	19-28
N9	Southwest Baptist	W	34-9
			191-235

1986

Record: 6-4

Coach: Dave Schroeder

Home Field: John F. Kennedy Stadium

S6	Peru State College	W	22-14
S13	at Harding University	L	7-24
S20	at Missouri Valley College	W	15-13
S27	Missouri-S&T	L	28-40
O4	Langston University, h	W	52-0
O11	at Southeastern Oklahoma	L	0-20
O18	Benedictine College	L	43-45
O25	Northeastern State	W	24-21
N8	at Southwest Baptist	W	13-9
N15	Hastings College	W	28-21
			232-207

1987

Record: 5-4-1 (Record includes two forfeit wins)

Coach: Dave Schroeder

Home Field: John F. Kennedy Stadium

S5	at Peru State College	W, f	14-15
S12	Harding University	W, f	0-27
S19	Missouri Valley College	L	13-14
S26	at Missouri-S&T	L	14-29
O3	at Tarleton State Univ.	L	22-35
O10	Southeastern Oklahoma	T	3-3
O17	at Benedictine College	W	35-26
O24	at Northeastern State	L	15-22
O31	Southwest Baptist	W	24-21
N7	at Central Methodist	W	21-9
			161-201

1988 HEART CHAMPIONS

Record: 0-12, 0-7 HAAC

Coach: Dave Schroeder

Home Field: John F. Kennedy Stadium

S3	at Lincoln University	L, f	28-7
S10	at Missouri Valley*	L, f	34-24
S17	at Southwest Baptist	L, f	26-14
S24	Baker University*	L, f	31-3
O1	Graceland College*	L, f	47-0
O15	Tarkio College*	L, f	43-17
O22	at MidAmerica Nazarene*	L, f	28-13
O29	Culver-Stockton College	L, f	61-6
N5	William Jewell College*	L, f	34-8

NAIA Playoffs

N19	vs Nebraska Wesleyan# (P)	L, f	45-14
N26	Bethany College# (JFK)	L, f	22-10
D3	vs Westminster College# (P)	L	9-26
			408-116

Record includes 11 forfeit losses. Record on the field was 11-1, 7-0

YEAR-BY-YEAR RESULTS

1989

Record: 3-6, 3-4 HAAC

Coach: Keith Barefield

Home Field: Plaster Stadium

S16	Harding University	L	9-10
S23	at Baker University*	L	28-37
S30	at Graceland College*	W	28-27
O7	Wayne State College	L	9-23
O14	at Tarkio College*	L	26-45
O21	MidAmerica Nazarene*, h	W	43-14
O28	at Culver-Stockton*	W	54-36
N4	at William Jewell College*	L	6-17
N11	Missouri Valley College*	L	10-47
			213-256

1990

Record: 4-6, 3-4 HAAC

Coach: Keith Barefield

Home Field: Plaster Stadium

S1	Midwestern State Univ.	W	36-0
S8	at Wayne State College	L	29-28
S15	at Harding University	L	20-27
S29	at Missouri Valley College*	W	42-24
O6	Graceland College*	L	10-13
O13	at Baker University*	L	14-35
O20	Tarkio College*, h	L	6-18
O27	at MidAmerica Nazarene*	W	38-13
N3	Culver-Stockton College*	W	21-13
N10	William Jewell College*	L	31-34
			238-205

1991

Record: 6-4, 3-3 HAAC

Coach: Keith Barefield

Home Field: Plaster Stadium

S7	Union College (JFK)	W	27-14
S14	at Alabama-Birmingham	W	28-10
S21	at Midwestern State	L	22-32
S28	McMurry University	W	29-0
O5	Missouri Valley*, h	L	13-24
O12	at Graceland College*	W	24-20
O19	Baker University*	L	6-19
N2	MidAmerica Nazarene*	W	28-26
N9	at Culver-Stockton College*	W	38-12
N16	at William Jewell College*	L	16-21
			231-178

1992

Record: 7-3, 6-2 HAAC

Coach: Keith Barefield

Home Field: Plaster Stadium

S5	at McMurry University	W	22-7
S12	at Union College	L	31-42
S19	Culver-Stockton College*	W	43-13
O3	at Benedictine College*	L	23-35
O10	MidAmerica Nazarene*,JFK,h	W	31-12
O17	at Missouri Valley College*	L	24-27
O24	Baker University*	W	43-42
O31	at Graceland College*	W	45-6
N7	Central Methodist College*	W	23-22
N14	at William Jewell College*	W	21-20
			306-226

1993 HEART CHAMPIONS

Record: 8-2, 7-1 HAAC

Coach: Keith Barefield

Home Field: Plaster Stadium

S4	McMurry University	W	24-6
S18	at Culver-Stockton College*	W	47-7
O2	Benedictine College*, h	W	36-13
O9	at MidAmerica Nazarene*	W	32-23
O16	Missouri Valley College*	W	38-23
O24	at Baker University*	L	13-51
O30	Graceland College*, JFK	W	29-28
N6	at Central Methodist*	W	34-13
N13	William Jewell College*	W	28-0

NAIA Playoffs

N20	at Hardin-Simmons Univ.#	L	21-49
			302-213

1994

Record: 7-3-1, 6-2 HAAC

Coach: Keith Barefield

Home Field: Plaster Stadium

S3	at McMurry University	T	14-14
S17	Culver-Stockton College*	W	54-0
S24	Lambuth University	W	16-12
O1	at Benedictine College*	W	47-21
O8	MidAmer. Nazarene*, JFK, h	L	14-19
O15	at Missouri Valley College*	L	16-26
O22	Baker University*	W	16-7
O29	at Graceland College*	W	42-14
N5	Central Methodist College*	W	37-6
N12	at William Jewell College*	W	26-21

NAIA Playoffs

N19	at Lambuth University#	L	19-48
			301-188

1995

Record: 6-2-1, 6-1-1 HAAC

Coach: Keith Barefield

Home Field: Plaster Stadium

S9	at Lambuth University	L	13-27
S16	at Culver-Stockton College*	W	29-14
S30	Benedictine College*, h	L	7-34
O7	at MidAmerica Nazarene*	T	7-7
O14	Missouri Valley*, JFK	W	38-35
O21	at Baker University*	W	29-14
O28	Graceland College*	W	17-3
N4	at Central Methodist*	W	28-14
N11	William Jewell College*	W	17-15
			185-163

1996 HEART CHAMPIONS

Record: 11-1, 9-0 HAAC

Coach: Keith Barefield

Home Field: Plaster Stadium

S21	Culver-Stockton College*,h	W	47-6
S28	at Lindenwood College*	W	35-7
O5	at Benedictine College*	W	22-6
O12	MidAmerica Nazarene*	W	22-21
O19	at Missouri Valley*	W	33-0
O26	Baker University*,JFK	W	46-17
N2	at Graceland College*, 2OT	W	31-24
N9	Central Methodist College	W	34-7
N16	at William Jewell College*	W	27-14

NAIA Playoffs

N23	Hardin-Simmons#	W	45-23
D7	at Lambuth University#	W	28-27
D14	Sioux Falls College#	L	22-28
			392-180

1997 HEART CHAMPIONS

Record: 9-2, 8-1 HAAC

Coach: Keith Barefield

Home Field: Plaster Stadium

S20	at Culver-Stockton College*	W	78-9
S27	Lindenwood University*	W	37-20
O4	Benedictine College*, h	W	31-14
O11	at MidAmerica Nazarene*	W	19-7
O18	Missouri Valley College*	W	31-21
O25	at Baker University*	L	7-17
N1	Graceland College*	W	40-39
N8	at Central Methodist*	W	32-9
N15	William Jewell College*	W	35-28
N22	McKendree College#	W	46-6
D6	Doane College#	L	20-59
			376-229

1998

Record: 5-4, 5-4 HAAC

Coach: Keith Barefield

Home Field: Plaster Stadium

S19	Culver-Stockton College*	W	54-16
S26	at Lindenwood University*	L	21-24
O3	at Benedictine College*	L	19-21
O10	MidAmerica Nazarene*,JFK,h	L	17-24
O17	at Missouri Valley College*	W	9-7
O22	Baker University*,TV	L	17-23
O31	at Graceland College*	W	30-0
N7	Central Methodist College*	W	37-7
N14	at William Jewell College*	W	21-14
			225-136

1999

Record: 8-2, 7-2 HAAC

Coach: Charlie Linn

Home Field: Plaster Stadium

S18	at Culver-Stockton*, OT	W	36-35
S25	Lindenwood University*	W	21-18
O2	Benedictine College*, h	L	28-34
O9	at MidAmerica Nazarene*	W	35-14
O16	Missouri Valley College*, OT	L	27-28
O23	at Baker University*	W	21-14
O30	Graceland College*	W	45-18
N6	at Central Methodist*	W	70-17
N13	William Jewell College*	W	24-17

KWTO Bowl - Boliver, Mo.

D4	vs North Greenville	W	34-9
			341-204

2000

Record: 5-4, 5-4 HAAC

Coach: Charlie Linn

Home Field: Plaster Stadium

S16	Culver-Stockton*	W	28-6
S23	at Lindenwood*	W	43-27
S30	at Benedictine*	L	7-30
O7	MidAm. Nazarene*, h, OT	L	13-16
O14	at Missouri Valley*	W	28-21
O21	Baker*	L	14-19
O28	at Graceland*	W	26-19
N4	Central Methodist*	W	14-10
N11	at William Jewell*	L	6-14
			179-162

2001 HEART CHAMPIONS

Record: 11-1, 10-0 HAAC

Coach: Charlie Linn

Home Field: John F. Kennedy Stadium

S1	at Baker University*	W	29-14
S8	William Jewell College*, OT	W	20-13
S15	at Missouri Valley College*	W	41-7
S22	at Graceland University*	W	47-12
S29	Culver-Stockton College*, h	W	27-17
O6	at Benedictine College*	W	28-21
O20	Avila*	W	45-6
O27	Lindenwood University*	W	42-7
N3	at MidAmerica Nazarene*	W	35-22
N10	Central Methodist College*	W	44-17

NAIA Playoffs

N17	Kansas Wesleyan#	W	48-0
N24	Benedictine College#	L	30-34
436-170			

2002

Record: 8-3, 8-2 HAAC

Coach: Scott Metcalf

Home Field: John F. Kennedy Stadium

S7	Baker University*	W	38-25
S14	at William Jewell*	W	26-22
S21	Missouri Valley*, OT	L	47-48
S28	Graceland*	W	44-13
O5	at Culver-Stockton*	W	42-35
O12	Benedictine*, h	L	13-20
O26	at Avila*	W	44-37
N2	at Lindenwood*	W	37-14
N9	MidAmerica Nazarene*	W	41-33
N16	at Central Methodist*	W	28-7

CMH Bowl - Bolivar, Mo.

D7	vs Cumberland (Tenn)	L	20-35
380-289			

2003

Record: 6-4, 6-4 HAAC

Coach: Scott Metcalf

Home Field: John F. Kennedy Stadium

S6	Baker University*	W	28-15
S13	at Culver-Stockton*	W	28-20
S20	Lindenwood*	W	33-23
S27	at Benedictine*	L	12-24
O4	Graceland*, h(p)	W	38-23
O11	at William Jewell*	W	17-12
O25	Central Methodist*	W	30-0
N1	at Missouri Valley*	L	14-45
N8	MidAmerica Nazarene*	L	35-42
N15	at Avila*	L	28-32
263-236			

2004

Record: 4-6, 4-6 HAAC

Coach: Scott Metcalf

Home Field: John F. Kennedy Stadium

S9	at Baker University*	L	24-34
S11	Culver-Stockton*	W	38-28
S18	at Lindenwood*	L	21-35
S25	Benedictine*	W	42-35
O2	at Graceland*	L	48-73
O9	William Jewell*, h	L	20-21
O23	at Central Methodist*	W	25-23
O30	Missouri Valley*	L	13-21
N6	at MidAmerica Nazarene*	L	7-34
N13	Avila*	W	30-6
268-310			

2005 HEART CHAMPIONS

Record: 9-3, 8-1 HAAC

Coach: Scott Metcalf

Home Field: John F. Kennedy Stadium

S3	at Missouri Valley*	W	51-48
S10	MidAmerica Nazarene*	L	28-33
S17	at Avila*	W	41-18
S24	Baker*	W	37-36
O1	at Culver-Stockton*	W	30-14
O8	Lindenwood*, h	W	24-10
O15	at Benedictine*	L	14-41
O22	Graceland*	W	47-14
O29	at William Jewell*	W	27-24(ot)
N12	Central Methodist*	W	55-23

NAIA Playoffs

N19	at McKendree#	W	34-31
N26	at Morningside#	L	21-54
409-346			

2006

Record: 4-6, 4-6 HAAC

Coach: Scott Metcalf

Home Field: John F. Kennedy Stadium

S2	Missouri Valley*	L	23-29
S9	at MidAmerica Nazarene*	L	27-30
S16	Avila*	W	21-14
S23	at Baker*	W	24-0
S30	Culver-Stockton*	W	31-10
O7	at Lindenwood*	L	10-41
O14	Benedictine*, h	W	19-17
O21	at Graceland*	L	6-20
O28	William Jewell*	L	10-12
N11	at Central Methodist*	L	10-27
181-200			

2007

Record: 6-5, 5-5 HAAC

Coach: Scott Metcalf

Home Field: John F. Kennedy Stadium

S1	at William Jewell*	L	10-21
S8	Langston University	W	24-0
S15	Central Methodist*	W	34-7
S22	at Missouri Valley*	W	22-12
S29	MidAmerica Nazarene* ##	L	31-49
O6	at Avila*	W	41-20
O13	Baker*, h	L	14-16
O20	at Culver-Stockton*	L	20-23
O27	Lindenwood*	L	10-34
N3	at Benedictine*	W	34-31
N10	Graceland	W	19-17
259-230			

2008

Record: 4-7, 4-6 HAAC

Coach: Scott Metcalf

Home Field: John F. Kennedy Stadium

S6	William Jewell*	W	24-12
S13	at Missouri University S&T	L	7-41
S20	at Central Methodist*	W	27-17
S27	Missouri Valley*	L	10-47
O4	at MidAmerica Nazarene*	L	7-51
O11	Avila*, h	W	19-6
O18	at Baker*	L	9-45
O25	Culver-Stockton*	W	41-17
N1	at Lindenwood*	L	7-56
N8	Benedictine*	L	13-14
N15	at Graceland*	L	14-17
178-323			

2009

Record: 3-7, 3-7 HAAC

Coach: Scott Metcalf

Home Field: John F. Kennedy Stadium

S5	Lindenwood	L	6-63
S12	at Benedictine	L	13-30
S19	Graceland	L	18-28
S26	at William Jewell	W	24-7
O10	Central Methodist, h	L	6-10
O17	at Missouri Valley	L	6-38
O24	MidAmerica Nazarene	L	14-52
O31	at Avila	W	27-19
N7	Baker	L	17-24
N14	at Culver-Stockton	W	18-14
149-285			

2010

Record: 4-6, 4-6 HAAC

Coach: Brenton Illium

Home Field: John F. Kennedy Stadium

S2	at Lindenwood	L	7-68
S11	Benedictine	L	19-38
S18	at Graceland	L	25-27
S25	William Jewell	W	28-25
O9	at Central Methodist	W	33-21
O16	Missouri Valley, h	L	17-31
O23	MidAmerica Nazarene	L	10-45
O30	Avila	W	41-37
N6	at Baker	L	6-41
N13	Culver-Stockton	W	45-31
228-339			

2011

Record: 3-7, 3-6 HAAC

Coach: Brenton Illium

Home Field: John F. Kennedy Stadium

S1	at Nicholls State	L	0-42
S10	Baker*	W	34-27
S17	at Culver-Stockton*	W	27-10
O1	at Benedictine*	L	0-38
O8	Graceland*	W	27-21
O15	at Peru State*	L	13-20
O22	at Avila*	L	6-27
O29	Central Methodist*	L	7-38
N5	at Missouri Valley*	L	24-52
N12	MidAmerica Nazarene*	L	0-37
192-312			

2012

Record: 7-4, 6-3

Coach: Brenton Illium

Home Field: John F. Kennedy Stadium

S1	Friends University	W	27-14
S8	at Baker*	L	17-48
S15	at Culver-Stockton*	W	45-23
S22	at Nicholls State	L	17-73
S29	Benedictine*	W	54-44
O6	at Graceland*	W	35-14
O13	Peru State*	W	38-23
O20	Avila*	W	54-21
O27	at Central Methodist*	W	49-16
N3	Missouri Valley*	L	21-35
N10	at MidAmerica Nazarene*	L	3-56
360-367			

YEAR-BY-YEAR RESULTS

2013

Record: 4-6, 4-5 HAAC
 Coach: Brenton Illum
 Home Field: John F. Kennedy Stadium

S14	at Kansas Wesleyan	L	28-38
S21	at Avila*	W	43-20
S28	MidAmerica Nazarene*	L	22-54
O5	Culver-Stockton*	W	34-28
O12	at Central Methodist*	L	14-44
O19	at Missouri Valley*	L	14-31
O26	Graceland*	W	38-24
N2	at Baker*	L	10-54
N9	at Peru State*	W	35-27
N16	Benedictine*	L	24-38
			262-330

2014

Record: 6-5, 4-5 HAAC
 Coach: Brenton Illum
 Home Field: John F. Kennedy Stadium

A23	at Arizona Christian	W	40-16
S13	Southwestern Univ.	W	45-14
S20	Baker*	L	14-24
S27	at Peru State*	W	24-21
O4	at Benedictine*	L	6-16
O11	Avila*	W	54-20
O18	MidAmerica Nazarene*	L	7-54
O 25	at Culver-Stockton*	L	19-24
N1	Central Methodist*	W	34-10
N8	Missouri Valley*	L	17-35
N15	at Graceland*	W	20-30
			280-264

2015

Record: 3-8, 0-5 HAAC
 Coach: Brenton Illum
 Home Field: John F. Kennedy Stadium

A29	at Benedictine	L	14-24
S5	Peru State	W	25-20
S12	at Grand View	L	21-47
S19	at Culver-Stockton	W	52-20
S26	William Penn	W	19-14
O3	Graceland, h (p)	L	3-6
O17	at MidAmerica Nazarene*	L	14-31
O24	at Central Methodist*	L	28-34
O31	Missouri Valley*	L	24-27
N7	at Avila*	L	27-34
N14	Baker*	L	35-38
			262-283

2016

Record: 4-7, 2-3
 Coach: Chuck Hepola
 Home Stadium: Tiger Stadium, Ozark, Mo.

A27	Benedictine	L	3-35
S3	at Peru State	L	10-42
S10	Grand View	L	17-35
S17	Culver-Stockton	W	59-13
S24	at William Penn	L	10-21
O1	at Graceland	W	24-14
O15	MidAmerica Nazarene*	L	21-52
O22	Central Methodist, h*	W	30-28
O29	at Missouri Valley*	L	3-51
N5	Avila*	W	44-17
N12	at Baker*	L	13-46
			234-354

2017 HEART SOUTH CHAMPIONS

Record: 7-4, 4-1 HAAC
 Coach: Chuck Hepola
 Home Stadium: Tiger Stadium, Ozark, Mo.

A24	at Grand View	L	17-37
S2	at Benedictine	L	10-37
S9	Peru State	W	21-19
S16	at Culver-Stockton	W	51-14
S23	William Penn	L	20-25
O7	Graceland, h	W	38-7
O14	at Central Methodist*	W	41-28
O21	at MidAmerica Nazarene*	W	31-29
O28	Missouri Valley*	W	21-0
N4	at Avila*	W	34-14
N11	Baker*	L	6-26
			290-236

2018

Record: 9-2, 2-2 HAAC
 Coach: Chuck Hepola
 Home Stadium: Tiger Stadium, Ozark, Mo.

A23	SAGU	W	28-9
S1	Grand View	W	28-20
S8	Benedictine	W	28-21
S15	at Peru State	W	35-13
S22	Culver-Stockton	W	20-17
S29	at William Penn	W	28-14
O6	at Graceland	W	34-17
O13	Central Methodist*	W	21-14
O20	MidAmerica Nazarene, h*	L	26-33
O27	at Missouri Valley*	W	37-7
N10	at Baker*	L	7-19
			292-184

2019

Record: 8-3, 3-2 HAAC
 Coach: Chuck Hepola
 Home Stadium: Tiger Stadium, Ozark, Mo.

A31	at William Penn	W	19-7
S7	Peru State	W	22-14
S14	at Clarke	W	28-0
S21	Culver-Stockton	W	16-14
S28	at Grand View	L	28-32
O5	Graceland, h	W	65-0
O19	Benedictine*	W	35-21
O26	at MidAmerica Nazarene*	W	34-10
N2	Missouri Valley*	W	23-17
N9	at Central Methodist*	L	7-42
N16	at Baker*	L	21-28
			298-185

2020

Record: 2-5, 1-3 HAAC
 Coach: Chuck Hepola
 Home Stadium: Tiger Stadium, Ozark, Mo.

S19	at Culver-Stockton	L	17-34
S24	Grand View	L	13-35
O10	Clarke	W	28-13
O17	at Benedictine*	L	6-24
O24	MidAmerica Nazarene*, h	L	21-28
O31	at Missouri Valley*	W	47-33
N7	Central Methodist*	L	20-27
			152-194

KEY
 * - Conference game
 h - homecoming
 f - forfeit, win or loss as indicated
 (p) - game played at Plaster Stadium, Springfield, Mo.
 (JFK) - game played at JFK Stadium, Springfield, Mo.
 # - NAIA playoffs (Division II after 1987, 1 Division after 1997)
 ## - Helping Heroes Football Classic

2021

Record: 5-6, 2-3 HAAC
 Coach: Chuck Hepola
 Home Stadium: Eagle Stadium, Nixa, Mo.

A28	at Clarke	W	24-10
S4	Graceland	W	62-0
S11	at Culver-Stockton	L	35-38
S17	William Penn	W	28-14
S25	at Grand View	L	6-23
O2	Peru State	L	22-23
O16	at Missouri Valley*	W	30-23
O23	Baker*, h	L	21-34
O30	at MidAmerica Nazarene*	W	37-29
N6	Benedictine*	L	0-28
N13	Central Methodist*	L	7-17
			272-239

2022

Record: 7-3, 4-1 HAAC
 Coach: Chuck Hepola
 Home Stadium: Eagle Stadium, Nixa, Mo.

A25	Clarke	W	31-20
S3	at Graceland	L	35-46
S10	Culver-Stockton	W	26-0
S24	Grand View	L	7-27
O1	at Peru State	W	28-0
O15	Missouri Valley*	W	21-16
O22	at Baker*	W	17-12
O29	MidAmerica Nazarene*, h	W	21-13
N5	at Benedictine*	L	7-30
N12	at Central Methodist*	W	33-0
			226-164

2023 KCAC KESSINGER CHAMPIONS

Record: 11-1, 5-0 Kessinger
 Coach: Chuck Hepola
 Home Stadium: Eagle Stadium, Nixa, Mo.

A26	Kansas Wesleyan	W	17-7
S2	at Tabor	W	14-7
S9	Sterling	W	55-0
S16	at Saint Mary	W	59-42
S23	Ottawa	W	27-21
S30	at Avila	W	44-6
O14	at Bethany*	W	34-11
O21	Friends*, h	W	20-11
O28	at McPherson*	W	17-7
N4	at Southwestern*	W	17-14
N11	Bethel*, 2OT	W	41-38
NAIA Playoffs			
N25	Bethel (Tenn.)#	L	13-40
			358-204

2024

Record: 8-2, 3-2 Kessinger
 Coach: Chuck Hepola
 Home Stadium: Eagle Stadium, Nixa, Mo.

A31	at Kansas Wesleyan	W	35-24
S7	Tabor	W	33-17
S14	at Sterling	W	38-14
S28	at Ottawa	W	27-14
O5	Avila, h	W	44-3
O19	Bethany*	W	68-17
O26	at Friends*	W	24-21
N2	McPherson*	L	27-34
N9	Southwestern*	L	3-21
N16	at Bethel*	W	38-17

Opponent	First Meeting	Last Meeting	W-L-T
Alabama-Birmingham	1991	1991	1-0-0
Arizona Christian	2014	2014	1-0-0
Arkansas-Monticello	1978	1978	0-1-0
Arkansas Tech	1977	1977	0-1-0
Avila University (Mo.)	2001	2024	16-3-0
Baker University (Kan.)	1988	2022	12-22-0*
Baptist Christian (La.)	1977	1977	1-0-0
Benedictine (Kan.)	1977	2022	15-24-0
Bethany (Kan.)	1988+	2024	2-1-0^
Bethel (Kan.)	2023	2024	2-0-0
Bethel (Tenn.)	2023+	2023+	0-1-0
Central Arkansas	1979	1980	0-2-0
Central Methodist (Mo.)	1977	2022	29-9-0
Central Missouri	1979	1982	0-4-0
Central Oklahoma (Okla.)	1979	1980	0-2-0
Clarke (Iowa)	2019	2022	4-0-0
Culver-Stockton (Mo.)	1977	2022	31-6-0^
Cumberland (Tenn.)	2002	2002	0-1-0
Doane (Neb.)	1997+	1997+	0-1-0
Friends (Kan.)	1980	2024	4-1-0
Graceland (Iowa)	1988	2022	25-9-0^
Grand View (Iowa)	2015	2022	1-7-0
Hardin-Simmons (Tex.)	1993+	1996+	1-1-0
Harding (Ark.)	1982	1990	1-7-0*
Hastings (Neb.)	1986	1986	1-0-0
Kansas Wesleyan	2001+	2024	3-1-0
Lambuth (Tenn.)	1994+	1996+	2-2-0
Langston (Okla.)	1977	2007	5-3-0
Liberty Baptist (Va.)	1981	1982	0-2-0
Lincoln (Mo.)	1982	1988	3-2-0^
Lindenwood (Mo.)	1996	2010	8-7-0
McKendree (Ill.)	1997+	2005+	2-0-0
McMurry (Tex.)	1991	1994	3-0-1
McPherson (Kan.)	2023	2024	1-1-0
MidAmerica Nazarene (Kan.)	1988	2022	14-20-1^
Midwestern State (Tex.)	1990	1991	1-1-0
Missouri S&T	1978	2008	1-10-0
Missouri State University	1978	1979	1-1-0
Missouri Southern	1978	1983	1-5-0*
Missouri Valley	1984	2022	18-21-0^
Missouri Western	1977	1983	1-6-0
Morningside	2005	2005+	0-1

Opponent	First Meeting	Last Meeting	W-L-T
Nebraska-Omaha	1979	1979	0-1-0
Nebraska Wesleyan	1988+	1988+	0-1-0^
Nicholls State (La.)	1979	2012	0-3-0
North Greenville (S.C.)	1999++	1999++	1-0-0
Northeastern State (Okla.)	1978	1987	1-8-0
Olivet Nazarene (Ill.)	1980	1981	1-1-0
Ottawa (Kan.)	2023	2024	2-0-0
Peru State College (Neb.)	1984	2022	10-5-0*
Saint Mary (Kan.)	2023	2023	1-0-0
Sioux Falls (S.D.)	1996+	1996+	0-1-0
Southeastern Oklahoma State	1984	1987	1-2-1
Southwest Baptist (Mo.)	1985	1988	3-1-0^
Southwestern (Kan.)	1982	2024	4-1-0
SAGU (Texas)	2018	2018	1-0-0
Sterling (Kan.)	2023	2024	2-0-0
Tabor (Kan.)	1981	2024	3-0-0
Tarkio (Mo.)	1988	1990	0-3-0^
Tarleton State (Tex.)	1987	1987	0-1-0
Union (Ky.)	1991	1992	1-1-0
Washington (Mo.)	1977	1977	0-1-0
Wayne State (Neb.)	1989	1990	0-2-0
Westminster (Pa.)	1988+	1988+	0-1-0
William Jewell (Mo.)	1977	2010	16-11-0^
William Penn (Iowa)	2015	2021	4-2

OVERALL RECORD, 48 Seasons

262-232-3

*includes one forfeit win (three total)

^includes one forfeit loss (11 total)

+NAIA playoffs (1988,1993,1994,1996,1997,2001,2023)

++KWTO Bowl, Bolivar, Mo.

SERIES RESULTS



AVILA (16-3)

Home: 9-0
Away: 7-3

10/20/01	SPRINGFIELD	W, 45-6
10/26/02	Kansas City, Mo.	W, 44-37
11/15/03	Kansas City, Mo.	L, 28-32
11/13/04	SPRINGFIELD	W, 30-6
9/17/05	Kansas City, Mo.	W, 41-18
9/16/06	SPRINGFIELD	W, 24-14
10/6/07	Kansas City, Mo.	W, 41-20
10/11/08	SPRINGFIELD	W, 19-6
10/31/09	Kansas City, Mo.	W, 27-19
10/30/10	SPRINGFIELD	W, 41-37
10/22/11	Kansas City, Mo.	L, 6-27
10/20/12	SPRINGFIELD	W, 54-21
9/21/13	Kansas City, Mo.	W, 43-20
10/11/14	SPRINGFIELD	W, 54-20
11/7/15	Kansas City, Mo.	L, 27-34
11/5/16	OZARK	W, 44-17
11/4/17	Kansas City, Mo.	W, 34-14
9/30/23	Kansas City, Mo.	W, 44-6
10/5/24	NIXA	W, 44-3



BETHANY (2-1*)

***=forfeit in '88**

Home: 1-1*
Away: 1-0

11/26/88	SPRINGFIELD	forfeit loss, 22-10
10/14/23	Lindsborg, Kan.	W, 34-11
10/19/24	NIXA	W, 68-17



BETHEL (2-0)

Home: 1-0
Away: 1-0

11/11/23	NIXA	W, 41-38 (2OT)
11/16/24	North Newton, Kan.	W, 38-17



FRIENDS (4-1)

Home: 3-0
Away: 1-1

10/4/80	Wichita, Kan.	L, 13-19
10/3/81	SPRINGFIELD	W, 45-0
9/1/12	SPRINGFIELD	W, 27-14
10/21/23	NIXA	W, 20-11
10/26/24	Wichita, Kan.	W, 24-21



KANSAS WESLEYAN (3-1)

Home: 2-0
Away: 1-1

11/17/01	SPRINGFIELD	W, 48-0
9/14/13	Salina, Kan.	L, 28-38
8/26/23	NIXA	W, 17-7
8/31/24	Salina, Kan.	W, 35-24



MCPHERSON (1-1)

Home: 0-1
Away: 1-0

10/28/23	McPherson, Kan.	W, 17-7
11/2/24	NIXA	L, 27-34



OTTAWA (2-0)

Home: 1-0
Away: 1-0

9/23/23	NIXA	W, 27-21
9/28/24	Ottawa, Kan.	W, 27-14



SAINT MARY (1-0)

Home: 0-0
Away: 1-0

9/16/23	Leavenworth, Kan.	W, 59-42
---------	-------------------	----------



SOUTHWESTERN (4-1)

Home: 2-1
Away: 2-0

9/11/82	Winfield, Kan.	W, 24-3
9/10/83	SPRINGFIELD	W, 23-3
9/13/14	SPRINGFIELD	W, 45-14
11/4/23	Winfield, Kan.	W, 17-14
11/9/24	NIXA	L, 3-21



STERLING (2-0)

Home: 1-0
Away: 1-0

9/9/23	NIXA	W, 55-0
9/14/24	Sterling, Kan.	W, 38-14



TABOR (3-0)

Home: 2-0
Away: 1-0

9/13/14	SPRINGFIELD	W, 45-14
9/2/23	Hillsboro, Kan.	W, 14-7
9/7/24	NIXA	W, 33-17

EVANGEL UNIVERSITY



T W O T H O U S A N D A N D T W E N T Y - F I V E

DR. MIKE RAKES

EVANGEL UNIVERSITY PRESIDENT



Dr. Mike Rakes was named the fifth President of Evangel University on July 11, 2021.

An ordained Assemblies of God minister, has led the diverse congregation of Winston Salem First as its visionary and relationally focused leader for the past 15 years. The church has cemented itself as a community partner through its

“Do Good” initiative, focused on providing compassionate care and resources to those in need through a variety of outreach and service-focused opportunities.

In addition to his pastoral experience, Rakes is a proven leader in higher education.

Rakes founded Bridges Christian College, accredited by the Association for Biblical Higher Education, in 2009 to prepare students for full-time ministry and as a pre-cursor to a seminary education. Students were able to graduate debt free. Rakes served as president through 2012.

Rakes also served as the vice president for student development at Southeastern University, an Assemblies of God institution, in Lakeland, FL from 2000-2006 and as chair of its Practical Ministry Department from 1993-1999.

He has also been a church planter, pastor, consultant, and curriculum writer in Florida, Oklahoma, and Missouri.

Rakes is a graduate of Central Bible College and the Assemblies of God Theological Seminary, where he earned a bachelor’s degree in Pastoral Ministries and a master’s degree in Biblical Literature. He also holds a Master of Divinity and a Doctor of Ministry degree from Biola University, with additional doctoral studies in management.

Rakes previously served as chair of the board of trustees at Oral Roberts University, and is a member of the global ministry resource organization Empowered21, where he serves as liaison to Spirit-empowered scholars.

He is also a writer and published author. His latest book, “Surrendered and Unafraid: The Flourishing of Faith during Seasons of Suffering” is set to release this fall through the FEDD Agency. Charisma House published his first book titled “Slings and Stones” in 2015.

Rakes and his wife, Darla, have a daughter, Whitney, who served as worship pastor at WSF until her passing in 2019 at the age of 27 after a courageous battle with cancer. They also have a son, Brayden, who is married to Heather, with one grandchild, Blake, and another grandchild, Beau, on the way.

Evangel University is led by the President, the university's chief administrative officer, with guidance and policy oversight from the Board of Trustees.

The university's administrative team is comprised of the cabinet of those below:

- Linda Allen, VP for Business & Finance
- Chris Belcher, VP for Enrollment Management
- Dr. Tim Hager, VP, Dean of AGTS
- Dr. Michael Kolstad, VP for University Advancement/Interim Chief Marketing and Communication Officer
- Dr. Michael McCorcle, Executive Vice President and Provost
- Dr. Greg Johns, Vice President for Student Development





EVANGEL UNIVERSITY



Evangel University is a comprehensive Christian university committed to excellence in educating and equipping students to become Spirit-empowered servants of God who impact the Church and society globally. Offering more than 70 academic programs, Evangel is on the cutting edge of today's professional fields and vocational ministry training.

With 14 varsity sports and 40 clubs and organizations, Evangel holds a student/faculty ratio at 15:1 and the average class size is 25. A commitment to the integration of faith, a professional degree and winning championships, both coaches and faculty desire to combine every aspect into the lives of student-athletes.





SPRINGFIELD

MISSOURI



A regional hub with large city amenities and small-town hospitality, our commitment is towards creating moments that make life big and full. With intriguing attractions, a diverse culinary scene, unique shopping, and an ode to classic Americana heritage, Springfield is a destination you will enjoy while feeling right at home. Known as the “The Queen City” the Springfield metropolitan area is one of the fastest-growing and most scenic regions, covering five counties in Southwest Missouri.

The home of the Springfield Cardinals, the Double-A affiliate of the St. Louis Cardinals, Bass Pro, and the Wonder of Wildlife Aquarium voted America’s Best Aquarium. The Queen City offers a great balance of the outdoors and a vibrant nightlife. The southwest Missouri area has more than 7,500 miles of shoreline along accessible lakes and streams.





VALOR



Eagle Stadium | Nixa High School

Evangel football entered into a partnership with Nixa High School in 2021. Valor football plays its home games in the newest and most up-to-date football stadium in Southwest Missouri.

Renovated in 2019 to increase capacity from 2,500 to 4,400, the stadium saw 3,200 new chairback seats, a 10-room press box with rest-rooms, an elevator, and updated concessions.



Evangel Gameday | Tops in the NAIA

Since 2016, Evangel Gameday has continued to be among the nation's leaders in attendance with a vibrant gameday atmosphere. Over the last ten years, Evangel football has averaged more than 3,200 fans at home games. That mark has led their respective conferences in attendance each of the past six seasons. In 2019, Evangel led the nation in attendance and finished in the top three, in four of the last five seasons.



FOOTBALL



Follow the Valor

Evangel Athletics produces one of the top web streams in the nation that can be viewed on mobile devices and smart TVs. In addition to a quality web stream, Evangel and regional media partner Mediacom 22 broadcasts several home football and basketball games a year. In addition to a professional broadcast, these games are also aired live regionally in several markets throughout the Midwest including, Missouri, Kansas, Iowa, and Nebraska.



Coaches Experience

Since taking over in 2016, head coach Chuck Hepola has won conference Coach of the Year honors three times and built a staff that has had three coordinators of the year. Heading into the 2025 season, the current coaching staff has coached at every level of college football and combines more than 20 years at the NCAA Division I level.



