


CELEBRATING 50 YEARS
OF MEN'S BASKETBALL



WE ARE FULLERTON

2009-10 MEN'S BASKETBALL MEDIA GUIDE

RADIO-TV ROSTER



0 Aaron Thompson

Los Angeles, CA
Cerritos College
G Sr. 6-4 190



3 Devon Peltier

St. Thomas, Virgin Isl.
Missouri St.-West Plains
G Jr. 5-11 185



5 Gerard Anderson

Los Angeles, CA
Saddleback College
F Sr. 6-6 205



11 Jacques Streeter

Los Angeles, CA
Findlay Prep
G So. 6-0 175



12 Jer'Vaughn Johnson

Compton, CA
San Diego State
F Jr. 6-6 240



13 Bryce Webster

Minneapolis, MN
Irvine Valley CC
C Jr. 6-10 240



14 Jamel McGuire

San Diego, CA
San Diego CC
G Jr. 6-5 165



15 Orane Chin

Miramar, FL
South Florida
F So. 6-7 195



21 Robbie Robinson

Northridge, CA
Riverside CC
G Jr. 6-5 215



22 Frank Granados

Santa Ana, CA
Santa Ana HS
G Sr. 5-8 170



23 D. J. Shelton

Bakersfield, CA
E. Bakersfield HS
F Fr. 6-9 195



24 Eric Williams

Ontario, CA
Orange Coast CC
G Jr. 6-3 185



33 Ray Miller

Des Moines, IA
Iowa Western CC
C Sr. 6-8 225



42 Papa Guisse

Louga, Senegal
Salt Lake CC
F Sr. 6-8 210



Bob Burton

Fresno State '68
7th year at CSF
107-77 .582



TITAN BASKETBALL 2009-10 MEDIA GUIDE '50th SEASON'

ON THE COVER:

From left, sophomore Jacques Streeter, senior Gerard Anderson and senior Aaron Thompson

COVER DESIGN:

Michael Greenlee

PHOTOGRAPHY:

Matt Brown

Cal State Fullerton Athletics Media Relations

Mel Franks, Director
Jason Spencer & Michael Greenlee, Assistant Directors
Alexandra Misceovich, Student Intern
P. O. Box 6810,
800 N. State College Boulevard, KHS 191H
Fullerton, CA 92834-6810
(657) 278-3970 • FAX (657) 278-3141

Publication date: Nov. 9, 2009

Titan Gym courtside (657) 278-5700
e-mail: mfranks@fullerton.edu
Web site: www.FullertonTitans.com

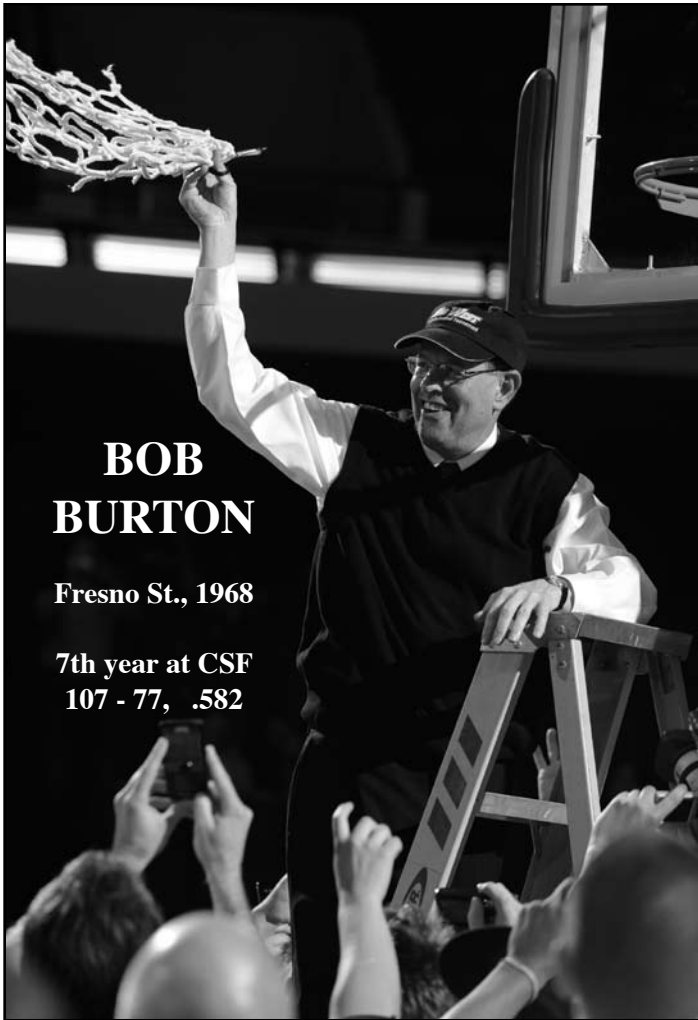
TABLE OF CONTENTS

All-Americans.....	73
All-Conference Selections Since 1976	59
All-Time Results	
by Game	51-58
by Opponent.....	60-61
by Year	50
vs. 2009-10 Opponents	24-27
All-Time Division I Roster	62-63
Anderson, Rodney.....	21
Assistant Coaches	4-5
Big West Conference.....	28-32
Big West Conference Pre-Season Polls.....	76
BracketBuster.....	33
Burton, Bob.....	2-3
Coaching Staffs, All-Time Div. I	72
Hicks, Julius	4
High-Point Games, Titans and Opponents.....	75
Home Court Record	49
Hustle Award.....	76
Media Information	inside back cover
NBA Titans.....	64-66
Newman, Andy	4
Opponent Single-Game 3-Point Records.....	39
Overtime Results Since 1975.....	27
Preview of 2009-10	
Opponents	22-23
Player Profiles	9-20
Schedule.....	back cover
Season Preview	6-7
Pronunciation Guide	8
Record Book	67-71
Retired Jerseys	21 & 68
Review of 2008-09.....	34-48
Final Statistics	36
Game Summaries and Box Scores.....	40-48
Game-by-Game Results	37
Game-by-Game Team Statistics.....	38-39
Rosters	
All-Time Division I.....	62-63
Alphabetical & Numerical	8
Radio-TV	inside front cover
This Is Cal State Fullerton	77-92
Titan Gymnasium.....	49
Tournament History, Regular Season.....	58
TV Broadcast Schedule.....	73
Waterman, Scott.....	5
Yearly Statistical Leaders.....	74

TITAN BASKETBALL -- 50th SEASON QUICK FACTS

Location: Fullerton, Calif. **Enrollment:** 36,000
Nickname: Titans **Colors:** ... Navy, Orange & White
Conference: Big West **Arena:** Titan Gym (4,000)
Basketball Office:.....(657) 278-3711 **Basketball FAX:** 278-7619
President: Dr. Milton A. Gordon 278-3456
Faculty Athletics Representative: Dr. Steve Walk..... 278-4763
Director of Athletics: Brian Quinn..... 278-2777
Deputy Dir. of Athletics / SWA: Dr. Allison Rich 278-5339
Assoc. AD / Marketing: Steve DiTolla 278-7791
Assoc. AD / Media Relations: Mel Franks..... 278-3981
Assoc. AD / Business Affairs: Rob Scialdone..... 278-3554
Asst. AD / Compliance: Julie Bowse 278-3842
Asst. AD / Facilities: Aaron Tapper 278-7762
Equipment Manager: Joe Camacho 278-3429
Head Athletic Trainer: Julie Max..... 278-2219
Ticket Manager: Jenn McGhen-Rudy..... 278-CSUF

Head Coach: Bob Burton (Fresno State, '68)
7th year at Cal State Fullerton and career (107-77)
Assoc. Head Coach: Andy Newman (Azusa Pacific, '98), 7th year
Asst. Coach: Julius Hicks (Oregon, '01), 2nd year
Asst. Coach: Scott Waterman (Occidental, '02), 2nd year
Dir. of Bask. Oper.: Colin Pfaff (CSU Monterey Bay, '04), 2nd year
Admin. Assistant: Chris Howard, 1st year
Vol. Asst. to the Admin. Assistant: Dan Wendt
Manager: Andrew Dewlany
2008-09 Record: 15-17, 7-9 (T7th place) in Big West Conference
Returning Starters: 4 (Anderson, Guisse, Streeter & Thompson)
Starters Lost: 1 (Akognon)
Returning Lettermen: 5
(Anderson, Guisse, Miller, Streeter & Thompson)
Lettermen Lost: 4
(Akognon, Lassiter, Rhymes, Shamsud-din)
Roster Breakdown:
Seniors: 5 Juniors: 6 Sophomores: 2 Freshmen: 1 Redshirts: 2



BOB BURTON

Fresno St., 1968

7th year at CSF
107 - 77, .582

Coach Bob Burton has revitalized the Cal State Fullerton men's basketball program and made it a competitive force again in the Big West Conference. The Titans have posted three 20-victory seasons in his six-year tenure capped by a 24-9 record in a 2007-08 season that saw them share the regular season championship, win the post-season tournament and earn the school's first NCAA Tournament berth in 30 years. For all of that, Burton was selected the NABC District 15 Coach of the Year.

Last year, Burton endured only the fourth losing season in his 39-year coaching career at 15-17. It left his Titan record at 107-77 (.5815), dropping him just behind Bobby Dye (109-78, .5829) as the winningest coach in school history.

"The whole season was a disappointment," said Burton at its conclusion. "We knew it would be difficult losing seven seniors off the previous year's team."

As a result, Burton didn't stage a post-season banquet. But to put things into perspective, you have to go back to 1992-93 to find a Titan team prior to the Burton Era that won as many as 15 games.

The resurgence materialized in Burton's second season at Fullerton -- 2004-05. The Titans closed out the schedule with a 13-4 finish and won two games in the post-season NIT at Oregon State and USF to highlight the program's first 20-win season (21-11) in 27 years. It began a streak of four consecutive winning seasons. Not since 1981-82 thru 1984-85 had the Titans strung together four winning seasons. In fact, they had not posted a single winning campaign since 1992-93's 15-12 slate.

Topping the on-the-floor accomplishments has been the performance of Burton's teams in the classroom. All seven departing players from the

2007-08 team graduated and three out of three joined the group after last season.

The newfound winning formula begins with an up-tempo offense set up by aggressive defense while utilizing mature transfer student-athletes from both 4-year and 2-year institutions. The 3-point field goal is a standard weapon. And success away from Titan Gym has been remarkable. Burton's teams are 53-53 on the road including 41-42 on hostile courts. They are 54-24 at home.

The Titans have only six 20-win seasons in 49 years -- 24-7 in 1961-62 by Coach Alex Omalev at the NAIA level, one by Bobby Dye (23-9 in 1977-78), one by George McQuam (21-8 in 1982-83) and three -- or half of them -- by Burton in a four-year span -- 21-11 in 2004-05, 20-10 in 2006-07 and 24-9 in 2007-08.

•••••

Mark down Jan. 27, 2005, as the turning point in Burton's Cal State Fullerton coaching career. That's when the direction of a seemingly hexed program was altered 180 degrees. Since that day, his teams have won nearly two of every three games (88-53, .624) after a 19-24 (.442) start.

Until that date, the basketball gods were treating Burton as harshly as they had tortured several predecessors. During an inaugural year (2003-04) littered with misfortune, eight players were lost to a variety of calamities and the count was climbing higher in his second campaign. Projected starting center Lloyd Walls had been ruled out for the year in pre-season drills due to multiple concussions. Inspirational reserve guard Drew Awad had suffered a reoccurrence of cancer which soon proved fatal. And senior forward Hardy Asprilla had gone down with a season-ending knee injury to mar a lopsided win over Long Beach State that had given the Titans a surprising 8-4 record.

Three consecutive defeats followed and more seemed inevitable as an already short roster tried to cope. Doubters wondered if the Titans would win another game.

Miraculously, the sea of adversity parted and winning became a habit.

On Jan. 27, a Cal Poly team suffering through an 8-game losing streak visited Titan Gym. With Yaphett King joining Ralphy Holmes as a pair of 6-foot-3 starting forwards to go with undersized center Jamaal Brown (6-foot-7), the Titans suddenly clicked. An eased up 92-69 victory over the Mustangs triggered a 5-game winning streak and the surprising NIT run. Burton was rewarded with an extended and improved contract through 2009-10. It has since been extended through 2012-13.



Changes? An entire generation had been conceived since the Titans' last upbeat post-season banquet. Expectations were elevated dramatically. Scheduling suddenly became tougher as potential opponents held the Titans in higher regard. Four-year transfers continued to come home by embracing Titan Gym.

Burton would have been excused for running back to the comfort of West Valley College soon after June 6, 2003, when he achieved his long-sought goal of being a Div. I head men's basketball coach. The veteran roster he thought he was inheriting at Cal State Fullerton began to disintegrate as soon as he signed a four-year contract. A combination of academic problems, discipline, knee surgery, a broken window and a resignation eliminated five potential starters before the season began. And during the course of the campaign, the death of a player's relative, more academic problems and a mental meltdown took away three more regulars.

Through it all, Burton and his young staff remained upbeat and the result was modest improvement -- one more victory (11-17) and one higher rung (tied for fifth place) in the Big West Conference standings compared to the 2002-03 squad. With a little luck, it could have been major improvement. The Titans lost 13 games by 10 points or less and of those 13, they held second-half leads in 8 of them. They went 0-4 in overtime contests.

The 2004-05 season was a completely different story. The Titans were 3-0 in overtime and 6-0 in games decided by one or two points. They started finding ways to win instead of pondering how they were going to lose.

Burton has counted on the support he received from the community college coaches during his hiring process to carry over to the recruiting process.

"If you guys want to see me succeed," he told the audience when he was inducted into the California Community College Men's Basketball Coaches Association Hall of Fame in March, 2004, "then you better send me some players and fast."


Actually, it has been transfers from four-year schools who have fueled the turnaround. Aided and abetted by 4-year point guard Bobby Brown's magnetism for well-traveled Los Angeles area players, the Titans have gotten great mileage out of Frank Robinson (East Carolina), Scott Cutley and Marcus Crenshaw (Kent State), Jermaine Harper (Virginia), Jamaal Brown (Western Kentucky), Ray Reed (Georgetown), Andrew Green (Boise State via College of Sequoias) and Josh Akognon (Washington State). Orane Chin from South Florida and Jer'Vaughn Johnson from San Diego State become eligible in 2009-10.

Burton came to Fullerton after one year as an assistant coach at Fresno State. He also was an assistant to Lynn Archibald for one season (1986-87) at Utah. But where he made his many basketball connections was at West Valley Community College in Saratoga in Northern California, where he compiled a 488-158 record in 21 seasons, three times reaching the state championship game. He sent more than 80 players to Div. I programs and more than 100 to other four-year colleges.

"I can't tell you how thrilled I am to receive this opportunity," said Burton upon his hiring. "I've never been one of those guys who's moved around a lot. I've always been happy wherever I've been."

Burton won eight conference championships at West Valley and was selected conference coach of the year nine times. He was selected California Community College Coach of the Year four times.

Burton left West Valley to help former Coach Ray Lopes



**Bob and Toni
Burton**

clean up the Fresno State program. Lopes had played for Burton and had been his assistant coach at West Valley. The 2002-03 Bulldogs went a surprising 20-8, won the Western Athletic Conference championship and saw their team grade-point average improve from 2.31 to 2.68.

In Burton's one season at Utah, the Utes went 19-10 to earn an NIT berth.

Burton graduated from Fresno State in 1968 with a degree in social sciences. He earned a masters degree a year later at Cal Poly SLO, where he began his coaching career as an assistant in 1968-69. He became a head coach in 1972 at Willow Glen High School in San Jose and compiled a 143-52 record.

Burton's wife, Toni, is a special education teacher at Brea-Olinda High School. They live in Fullerton.

Burton's Coaching Career

- 1969-70Assistant Coach at Cal Poly SLO
- 1970-71Asst. Coach at Leigh High School (San Jose)
- 1971-72Asst. Coach at Westmont High School (Campbell)
- 1972-73 to 1979-80.....Head Coach at Willow Glen HS (San Jose)
(143-52 record)
- 1980-81 to 1985-86.....Head Coach at West Valley College (Saratoga)
- 1986-87Assistant Coach at Utah (19-10 record)
- 1987-88 to 2001-02.....Head Coach at West Valley College (Saratoga)
- 2002-03Assistant Coach at Fresno State (20-8 record)
- 2003-04 to current.....Head Coach at Cal State Fullerton

Year-by-Year Records at Cal State Fullerton

Season	W	L	Pct.	Conference	W	L	Pct.
2003-04	11-	17393	fifth place (T)	7-	11389
2004-05	21-	11656	third place (T)	12-	6667
2005-06	16-	13552	sixth place	5-	9556
2006-07	20-	10667	second place (T)	9-	5643
2007-08	24-	9727	first place (T)	12-	4750
2008-09	15-	17469	seventh place (T)	7-	9438
Totals	107-	77582		52-	44542



Assoc. Head Coach Andy Newman

**7th year,
Azusa Pacific, 1998**

Andy Newman has advanced rapidly through the collegiate coaching ranks and begins his seventh season as a full-time assistant to Head Coach Bob Burton at Cal

State Fullerton and his third with the added responsibilities of associate head coach.

Newman and Burton both worked under Coach Ray Lopes at Fresno State during the 2002-03 season, Burton as an assistant coach and Newman as basketball operations manager.

Newman handles individual skill development, on-the-floor coaching and offensive play calling, recruiting, game strategy and opponent preparation.

At Fresno State, Newman was involved in game management, film breakdown, housing coordination, fundraising, travel, financial aid, summer camps and was the team's academic advisor. He also organized team scheduling, assisted in recruiting and even taught a 3-unit theory class for the kinesiology department.

Newman previously assisted Burton for two years at West Valley College in Saratoga. There he was the recruiting coordinator, offensive coach and was in charge of perimeter skill

development. He also worked one year at Vanguard University in Costa Mesa where he performed similar duties.

Newman graduated from Azusa Pacific in 1998 with a degree in business administration after playing one very successful season for the Cougars, who went 34-5 and advanced to the NAIA Final Four. Newman played previously at Southern Utah and West Valley.

At Southern Utah he led the team in minutes played at 36.1 per game. At West Valley his teams went 65-6 with a pair of conference championships and state championship game appearances. He was selected to the all-tournament team at the 1996 state championships.



Assistant Coach Julius Hicks

**2nd year,
Oregon, 2001**

Julius Hicks, who starred at West Valley College and later returned as an assistant coach, has been reunited with Coach Bob Burton at Cal State Fullerton


where he is in his second season as an assistant coach.

Working with the interior players and recruiting are the main areas of responsibility for Hicks, an imposing figure at a solid 6-foot-8.

Hicks was an assistant in 2007-08 at Pepperdine, where Vance Walberg resigned midway through the season. Hicks previously was director of basketball operations under Coach Trent Johnson at Stanford (2006-07) after two California JC Final Eight seasons (2004-05 and 2005-06) at West Valley under Coach Danny Yoshikawa.

Hicks played for Coach Burton at West Valley in the 1997-98 and 1998-99 seasons. He earned all-state and All-American honors as West Valley went 54-12 in his two seasons and he averaged 14 points and 7 rebounds. He went on to play at Oregon for two injury-plagued seasons (1999-2000 and 2000-01), serving as team captain as a senior. He played two seasons professionally in Switzerland (2001-02) and South Korea and Austria (2002-03).

Hicks is a graduate of St. Ignatius High School in San Francisco. He received his bachelors degree in sociology from Oregon in 2001. He and his wife, Katherine, have two children (Jamie and Corri) and are expecting a third in January. They reside in Anaheim.





**Assistant Coach
Scott Waterman**

**2nd year,
Occidental College, 2002**

Scott Waterman returns for a second season coaching with the Titans and a third year in the program including his tenure as director of basketball operations for Head Coach Bob Burton for the 2007-08 season. Waterman assumed his coaching duties on July 1, 2008.

Waterman came to Cal State Fullerton after a five-year tenure at Long Beach State which was capped by a Big West Tournament title and NCAA berth. He was a full-time assistant for the 49ers in 2006-07 after serving three years as the administrative assistant and one as strength and conditioning coach.

A 2002 graduate of Occidental College, Waterman was a summer league coach for six summers at El Toro High School and he has worked at several high-profile collegiate summer basketball camps.

Waterman played three seasons at Occidental and was team captain for two years. In his senior season the Tigers went 18-7 and placed third in the SCIAC. The product of El Toro High School earned his masters degree in kinesiology at Long Beach State in 2004.

Waterman lives in Santa Ana. He is engaged to be married to Nicole Martinez.




Colin Pfaff
(CSU Monterey Bay, '04)
*Dir. of Basketball
Operations*




Chris Howard
*Administrative
Assistant*



Andrew Dewlany
Manager



Dan Wendt
Volunteer Admin. Assistant



Max Nikolenko
Athletic Trainer

How to Reach Them...

	Telephone	e-mail	office
Head Coach Bob Burton.....	(657) 278-3711	rburton@fullerton.edu	KHS167B
Associate Head Coach Andy Newman.....	(657) 278-3657	anewman@fullerton.edu	KHS165
Assistant Coach Julius Hicks	(657) 278-5220	juliushicks@fullerton.edu	KHS167A
Assistant Coach Scott Waterman.....	(657) 278-7513	swaterman@fullerton.edu	KHS167A
All other basketball staff members.....	(657) 278-3711	mensbasketball@fullerton.edu	KHS167

SEASON PREVIEW

Despite the return of five lettermen who started an average of 22 games each last year, the 2009-10 Cal State Fullerton men's basketball team will have a drastically new look in the program's 50th season.

"Goodbye" pull-up jumpers.

"Hello" pound the glass.

"It's going to be a 180-degree difference," said seventh-year Head Coach Bob Burton. "We've been guard oriented and mostly shot threes. Now we're going to pound the ball inside and then go get it."

The departure of Big West Conference player of the year Josh Akognon and his 366 3-point field goal attempts is half the equation. The other half is a stable of long, athletic wing and post players who provide the Titans their best depth in years. This year's team will be at least two inches taller per man than last season.

"We have a solid nucleus back and how they mesh and play together with the new guys will be the key," said Burton. "It's a totally different team. This is the biggest team we've had. In the past, we relied on our shooters. We will run as much as we always do, but it will be a more structured break... to get the ball down inside instead of kicking it out for the three. We will work hard to get the big guys to run to the block and develop an inside game."

"I really like this group, and what's coming back next year," said Burton. "What I don't like is our schedule. It's very hard again."

At 15-17 (7-9 in the Big West) last year, the Titans suffered their first losing season since Burton's inaugural campaign in 2003-04. It was only the fourth losing season in his 39 years of coaching. They lived and died with Akognon's scoring (23.9 ppg, sixth in the nation).

Three eligible Div. I transfers plus the five returning veterans give the Titans far more experience to build upon than last year's team, which had only two returning lettermen. Those eight will be joined by three scholarship community college transfers, one freshman and two walk-ons with distinctly different backgrounds.

The triggerman will be sophomore point guard Jacques Streeter (6-0, Los Angeles), who started all 32 games last year and averaged 10.4 points and 4.4 assists to earn a spot on the Big West All-Freshmen team. He led the league and was in the top 30 in the nation in assist-to-turnover ratio. He finished in the Top Ten in CSF freshman single-season statistics in six categories.

"He has a chance to be one of the top players in the Big West this year and one of the best point guards on the West Coast down the road," said Burton. "The experience he got last year was incredible. It was great for him to play with a player as great as Josh, but now a door opens for him to expand and leaves more openings for his stroke. He really worked hard this summer, too."

Backing up Streeter will be Jamel McGuire (6-5, Jr., San Diego), a transfer from San Diego City College, who also will see action at the off guard spot.

"Jamel has a chance to play a lot of minutes this year," said Burton. "He's a long, athletic kid who's really fast with the ball and can score from the '2' spot. He's a very good player who will take some time to adjust from JC ball. His brother (Dominic) plays for the Washington Wizards."

The Titans have another incoming JC point guard in Eric Williams (6-3, Jr., Ontario) from Orange Coast. He began his collegiate career at Metro State.

"He's a good defender and understands the game," said Burton. "He's really solid and has a chance to play."

Akognon's shooting guard spot will likely fall to Aaron Thompson (6-6, Sr., Los Angeles), who started 16 games last year at the small forward spot and averaged 7.9 points and 3.9 rebounds while playing in all 32 contests. But a pair of sharp-shooting juniors lurk in the wings along with McGuire.

"Aaron should have a breakout year for us," said Burton. "He's a great defender and can take it to the hole. He just needs consistency in his jump shot."

"Robbie Robinson (6-5, Jr., Northridge) gives us a lot to work with. He's a tremendous shooter and made the all-state tournament team for Riverside, which won the state championship. He's a great athlete... a big, strong guard. He's so competitive and has a chance to



Gerard Anderson

be really good."

And then there's Devon Peltier (5-11, St. Thomas, Virgin Islands), a junior transfer from Missouri State-West Plains. He averaged 17 points per game while shooting 46 percent from the 3-point line (86 of 188).

"V.I. is another good shooter and is real competitive," said Burton. "He's kind of like Marcus Crenshaw was for us two years ago."

Gerard Anderson (6-6, Sr., Los Angeles), the team's leading rebounder a year ago at 5.8 per game at a power forward spot, will likely be moved to a wing spot.

"We'll see if he can do it," said Burton of the Big West honorable mention pick. "He needs to improve his shot, but he's so athletic and can defend on the perimeter. It will be a whole different deal for him rebounding from the '3' spot rather than the '4' spot, where he was often

outmanned. He can get to the basket on anybody and if he can finish...”

Another candidate for that spot is Orane Chin (6-7, Soph., Miramar, FL), a transfer from South Florida who was a highly regarded high school player from the Miami area.

“He’s another long, athletic kid who could be outstanding by the time it’s over,” said Burton. “We are really excited about him after his redshirt season. With him and Gerard and Robinson and Thompson all able to play the spot, we will have tremendous rebounding at the position.”

The power forward spot also will be highly competitive among San Diego State transfer Jer’Vaughn Johnson (6-6, Jr., Compton), letterman Papa Guisse (6-8, Sr., Louga, Senegal) and Anderson.

“Johnson could be a poor man’s Scott Cutley (Big West Co-MVP in 2008),” says Burton. “He can shoot it and bounce it and post up. He’s smart and could be really outstanding in this conference. San Diego State didn’t like losing him but he played mostly at the “5” spot there.


“Papa needs to get stronger. He’s improved and can block shots and rebound. We need to get him to start scoring inside. We’re working on that. He has a good shot.”

The center or ‘5’ spot is there for the taking for Bryce Webster (6-10, Jr., Minneapolis, MN), a Minnesota native who played one season for the Golden Gophers and one year at Irvine Valley College before concentrating on academics last year.

“He has a good background... we love guys who have played in those kind of places,” said Burton. “He gives us size with ability we’ve never had before. He will be a key guy for us and give us a tremendous inside presence.”

Also in the picture are returning letterman Ray Miller (6-8, Sr., Des Moines, IA), who played in all 32 games, 12 as a starter, and averaged 4.8 points and 3.6 rebounds, and freshman D. J. Shelton (6-9, Bakersfield, East Bakersfield HS), a cousin of recent Cal Poly standout Titus Shelton.

“Ray needs to step up and score more inside to be more of a force,” said Burton. “Last year was a good adjustment from junior college



Above: Aaron Thompson and below, left: Jacques Streeter

ball for him. He has a great chance to again play major minutes.

“Shelton is going to be very good. He’s a great prospect. He can shoot it pretty good and he has great genes.”

Rounding out the 14-man roster is Frank Granados (5-8, Sr., Santa Ana, Santa Ana HS). Granados is a point guard who practiced against the Titans’ women’s team for three years and is an active reserve fireman. The Titans have two additional players in the program in Div. I transfers Sean Williams from Syracuse and Andre Hardy from Oral Roberts. Neither is eligible to play this season.

The non-conference schedule includes four games against NCAA Tournament schools from a year ago – at UCLA, at Stephen F. Austin, at Utah State and vs. Morehead State in Logan, Utah -- and two post-season NIT participants – at San Diego State and vs. Weber State in Logan. New Mexico State returns an ESPN Bracket Buster game to Titan Gym in November and the Titans host a team to be determined in February.

The Big West promises to be as balanced as last year, when only four games separated champion Cal State Northridge (11-5) from seventh-place Fullerton and UC Davis (7-9).

“I’ve never seen this kind of balance,” concluded Burton. “Bob Williams has his best team ever at Santa Barbara. Long Beach has all those freshmen returning. UC Riverside is much improved. Pacific is always good. Davis and Irvine have almost everybody back and Northridge is the defending champion.”

2009-10 Cal State Fullerton Titans

Alphabetically

No.	Name	Pos.	Ht.	Wt.	Yr.	Exp.	Hometown	Previous School
5	Gerard Anderson*	F	6-6	205	Sr.	1V	Los Angeles, CA	Saddleback College
15	Orane Chin	F	6-7	195	So.	RS	Miramar, FL	South Florida
22	Frank Granados	G	5-8	170	Sr.	HS	Santa Ana, CA	Santa Ana HS
42	Papa Guisse*	F/C	6-8	210	Sr.	1V	Louga, Senegal	Salt Lake CC
12	Jer' Vaughn Johnson	F	6-6	240	Jr.	TR	Compton, CA	San Diego State
14	Jamel McGuire	G	6-5	165	Jr.	JC	San Diego, CA	San Diego CC
33	Ray Miller*	F/C	6-8	225	Sr.	1V	Des Moines, IA	Iowa Western College
3	Devon Peltier	G	5-11	185	Jr.	JC	St. Thomas, Virgin Isl.	Missouri St.-West Plains
21	Robbie Robinson	G	6-5	215	Jr.	JC	Northridge, CA	Riverside CC
23	D. J. Shelton	F	6-9	195	Fr.	HS	Bakersfield, CA	East Bakersfield HS
11	Jacques Streeter*	G	6-0	175	So.	1V	Los Angeles, CA	Findlay Prep (NV)
0	Aaron Thompson*	G	6-4	190	Sr.	1V	Los Angeles, CA	Cerritos College
13	Bryce Webster	C	6-10	240	Jr.	TR	Minneapolis, MN	Irvine Valley CC
24	Eric Williams	G	6-3	185	Jr.	JC	Ontario, CA	Orange Coast CC
<i>Redshirts eligible in 2010-11:</i>								
00	Andre Hardy	F	6-6	230	Jr.	TR	San Diego, CA	Oral Roberts
45	Sean Williams	C	6-11	240	Jr.	TR	Villa Park, CA	Syracuse

2009-10 Cal State Fullerton Titans

Numerically

No.	Name	Pos.	Ht.	Wt.	Yr.	Exp.	Hometown	Previous School
0	Aaron Thompson*	G	6-4	190	Sr.	1V	Los Angeles, CA	Cerritos College
3	Devon Peltier	G	5-11	185	Jr.	JC	St. Thomas, Virgin Isl.	Missouri St.-West Plains
5	Gerard Anderson*	F	6-6	205	Sr.	1V	Los Angeles, CA	Saddleback College
11	Jacques Streeter*	G	6-0	175	So.	1V	Los Angeles, CA	Findlay Prep (NV)
12	Jer' Vaughn Johnson	F	6-6	240	Jr.	TR	Compton, CA	San Diego State
13	Bryce Webster	C	6-10	240	Jr.	JC	Minneapolis, MN	Irvine Valley CC
14	Jamel McGuire	G	6-5	165	Jr.	JC	San Diego, CA	San Diego CC
15	Orane Chin	F	6-7	195	So.	RS	Miramar, FL	South Florida
21	Robbie Robinson	G	6-5	215	Jr.	JC	Northridge, CA	Riverside CC
22	Frank Granados	G	5-8	170	Sr.	HS	Santa Ana, CA	Santa Ana HS
23	D. J. Shelton	F	6-9	195	Fr.	HS	Bakersfield, CA	East Bakersfield HS
24	Eric Williams	G	6-3	185	Jr.	JC	Ontario, CA	Orange Coast CC
33	Ray Miller*	F/C	6-8	225	Sr.	1V	Des Moines, IA	Iowa Western College
42	Papa Guisse*	F/C	6-8	210	Sr.	1V	Louga, Senegal	Salt Lake CC
<i>Redshirts eligible in 2010-11:</i>								
00	Andre Hardy	F	6-6	230	Jr.	TR	San Diego, CA	Oral Roberts
45	Sean Williams	C	6-11	240	Jr.	TR	Villa Park, CA	Syracuse

Head Coach: Bob Burton (Fresno State '68), 7th year

Associate Head Coach: Andy Newman (Azusa-Pacific '98), 7th yr.

Assistant Coaches: Julius Hicks (Oregon '01), 2nd yr.; Scott Waterman (Occidental '02), 2nd yr.

Dir. of Basketball Operations: Colin Pfaff (CSU Monterey Bay '04), 2nd yr.

Administrative Assistant: Chris Howard

Volunteer Administrative Assistant: Dan Wendt

Manager: Andrew Dewlany

Athletic Trainer: Max Nikolenko

*letterman

Pronunciation Guide

POP gee-SAY, loh-OO-gah, Senegal
jah-KEESE Streeter

OHR-uhn Chin
dee-VAHN pehl-tee-AY

Roster Breakdowns

By Class

- 1 freshman
- 2 sophomores
- 2 redshirts
- 6 juniors
- 5 seniors

By Hometown

- 11 California
- 1 Florida
- 1 Iowa
- 1 Minnesota
- 1 Senegal
- 1 Virgin Islands

By Experience

- 1 true freshman
- 1 walk-on senior
- 5 JC transfers
- 2 4-yr. transfers
- 2 '08-09 redshirts
- 5 1-yr. lettermen

By Age*


- 18 - 1
- 19 - 1
- 20 - 2
- 21 - 6
- 22 - 5
- 24 - 1

*as of Nov. 14 opener

Shelton is 18,
Guisse is 24

Birthdays

- 01/14/88 - Chin
- 01/17/88 - Johnson
- 01/30/88 - Miller
- 01/31/87 - McGuire
- 02/01/89 - Robinson
- 02/27/88 - S. Williams
- 03/18/87 - Hardy
- 04/04/85 - Guisse
- 04/04/91 - Shelton
- 04/11/89 - Streeter
- 05/03/87 - Thompson
- 05/31/87 - Peltier
- 06/16/87 - Anderson
- 08/09/88 - Webster
- 09/05/88 - Granados
- 12/09/87 - E. Williams



5 Gerard Anderson F

6-6 205 Sr. 1V Los Angeles, CA Saddleback College

Gerard Anderson earned honorable mention All-Big West Conference in 2008-09... started 29 games and led the Titans in rebounding at 5.8 rpg... was third on the team in scoring at 9.0 ppg... shot 54 percent from the floor... scored in double figures 15 times... led team with 45 steals... erupted for 14 points in a span of less than 5 minutes on his way to a 20-point second half in the season opener vs. Texas State... finished with a season-high 21 points... had season-high 12 rebounds vs. Wake Forest on Nov. 27... injured an ankle one minute into the Central Michigan game, missing the balance plus the next game at Montana State.

SADDLEBACK COLLEGE: Two-year starter for the Gauchos... as a sophomore earned first-team All-Orange Empire Conference honors... averaged 12 points and 7 rebounds for the season... had 12 points, 7 rebounds, 2 assists and 2 steals before fouling out in the state championship semifinals, a 76-75 loss to eventual champion Fresno City College... had 23 points in quarterfinals victory over West Hills and was one of six players on the state all-tournament team... in Regional play he had 18 points in a win over L.A. City College and 20 points plus 10 rebounds in a win over San Bernardino Valley College... he hit a 7-foot bank shot with 1.4 seconds to give


the Gauchos a 44-43 victory over the state's No. 4-ranked Riverside City College... for the low-scoring game, he had 15 points plus 5 rebounds and 4 steals... best scoring total was 31 points vs. L.A. Valley on Nov. 15... had 12 rebounds vs. Citrus on Dec. 8... as a freshman averaged 11.8 points and 5.6 rebounds for a 22-9 squad and earned all-state honors but not all-conference honors.

CARSON HIGH SCHOOL: Averaged 17 points, 8.7 rebounds, 2.5 assists and 2 steals at small forward for the Colts and Coach Richard Masson... two-time Most Valuable Player of the Marine League as a sophomore and junior... two-time first-team All-City selection... second-team all-state pick as a senior... most improved player as a sophomore... attended Verbum Dei HS in Los Angeles as a senior.

PERSONAL: Born on June 16, 1987, in Los Angeles... parents are Gerard Anderson and Kathy Houston... communications major but his goal is to play professional basketball... has switched jersey number from No. 24 to No. 5 for his senior season at the urging of graduated Frank Robinson (No. 5)... most memorable sports moments were the game-winning shot vs. Riverside and going to the Final Four at state in 2007.

Anderson's 2008-09 Game-by-Game Statistics


OPPONENT	--TOTAL--			--3 PT--												
	GS	FG/FGA	Pct	FG/FGA	Pct	FT/FTA	Pct	Pts	Reb	PF/D	Ass	TO	Blk	Stl	Min	
vs Texas State	1	6/ 8	.750	0/ 0	.000	9/12	.750	21	6	3/0	1	4	1	1	23	
at Hawai'i	1	3/ 7	.429	0/ 0	.000	4/ 7	.571	10	7	2/0	2	2	1	4	27	
Hope Int'l	1	5/ 8	.625	0/ 0	.000	2/ 2	1.000	12	7	2/0	1	1	2	1	18	
at Portland St	1	7/10	.700	0/ 0	.000	4/ 4	1.000	18	10	4/0	1	9	1	2	34	
vs Wake Forest	1	3/11	.273	0/ 0	.000	4/ 6	.667	10	12	3/0	1	4	0	1	32	
vs Saint Mary's	1	3/ 9	.333	0/ 0	.000	0/ 0	.000	6	7	1/0	1	2	1	1	30	
vs Charlotte	1	3/ 4	.750	0/ 0	.000	5/10	.500	11	5	5/1	3	8	0	0	25	
at LSU	1	1/ 4	.250	0/ 1	.000	1/ 2	.500	3	2	1/0	0	0	0	1	20	
Central Michigan	1	1/ 1	1.000	0/ 0	.000	0/ 0	.000	2	2	0/0	0	0	0	0	1	
at Montana State			DNP													
CSU Bakersfield	1	6/ 6	1.000	0/ 0	.000	3/ 5	.600	15	4	3/0	1	5	0	3	18	
Montana State	0	3/ 8	.375	0/ 0	.000	1/ 2	.500	7	4	1/0	2	0	1	3	31	
CSU Northridge	1	3/ 9	.333	0/ 1	.000	7/ 8	.875	13	6	3/0	3	2	2	3	31	
at UC Irvine	1	4/ 5	.800	0/ 0	.000	1/ 6	.167	9	6	5/1	2	2	0	2	34	
at Cal Poly	1	3/ 7	.429	0/ 1	.000	1/ 4	.250	7	8	3/0	3	3	2	3	32	
at UCSB	1	3/ 5	.600	0/ 0	.000	0/ 0	.000	6	8	5/1	2	5	1	3	28	
UC Davis	1	3/ 4	.750	0/ 0	.000	0/ 0	.000	6	4	4/0	2	0	0	1	23	
Pacific	1	5/ 8	.625	0/ 0	.000	2/ 5	.400	12	3	5/1	3	1	0	3	35	
at Northridge	1	6/10	.600	0/ 0	.000	2/ 3	.667	14	8	3/0	4	3	1	1	35	
at Long Beach	1	0/ 1	.000	0/ 0	.000	0/ 0	.000	0	6	4/0	1	1	0	0	19	
UC Riverside	1	5/ 7	.714	0/ 0	.000	1/ 4	.250	11	6	3/0	3	2	1	1	37	
UC Santa Barbara	1	4/ 9	.444	0/ 0	.000	2/ 4	.500	10	5	3/0	6	3	2	3	31	
Cal Poly	1	3/ 7	.429	0/ 0	.000	1/ 2	.500	7	9	3/0	3	5	2	3	35	
at Pacific	1	1/ 3	.333	0/ 0	.000	1/ 3	.333	3	2	1/0	0	0	1	0	18	
at UC Davis	0	9/11	.818	0/ 0	.000	0/ 2	.000	18	9	3/0	1	0	0	2	25	
Long Beach	1	4/ 7	.571	0/ 0	.000	7/10	.700	15	5	2/0	1	2	1	1	31	
at New Mex St	1	3/ 6	.500	0/ 0	.000	1/ 4	.250	7	3	2/0	4	1	0	1	26	
at UC Riverside	1	0/ 1	.000	0/ 0	.000	0/ 0	.000	0	3	1/0	1	1	1	0	20	
at Bakersfield	1	5/ 8	.625	0/ 0	.000	1/ 3	.333	11	6	3/0	2	2	0	0	31	
UC Irvine	1	1/ 5	.200	0/ 0	.000	1/ 4	.250	3	9	1/0	2	4	0	1	30	
UC Riverside	1	1/ 1	1.000	0/ 0	.000	1/ 2	.500	3	5	4/0	1	2	0	0	25	
UC Santa Barbara	1	2/ 6	.333	0/ 0	.000	5/ 7	.714	9	3	5/1	0	1	0	0	21	



Anderson's Career Statistics

Year	G-GS	FG-FGA	Pct	3FG-FGA	Pct	FT-FTA	Pct	Points	Avg	Off	Def	Reb	Avg	PF/D	Ass	TO	Blk	Stl	Min
'08-09	31-29	106-196	.541	0- 3	.000	67-121	.554	279	9.0	44	136	180	5.8	88/ 5	57	75	21	45	826

PLAYERS



42 Papa Guisse (POP gee-SAY) **F/C**
6-8 210 Sr. 1V Louga, Senegal Salt Lake CC

Papa Guisse appeared in all 32 games last season and started 21 times... averaged 3.4 points and 4.1 rebounds, the latter figure second on the squad... led team with 42 blocked shots and ranked second in the Big West Conference... best overall game was 8 point, 11-rebound (season-high) effort in 39 minutes in overtime win over Charlotte... twice blocked 5 shots in one game.

SALT LAKE COMMUNITY COLLEGE: Member of the national runnersup in 2007-08 at Salt Lake Community College... the Bruins lost in the finals to South Plains College, 67-56... averaged 7.2 points and 6.6 rebounds for a 32-4 squad... second-team All-Scenic West Athletic Conference selection... shot 52 percent from the floor and 74 percent from the free-throw line... as a freshman averaged 3.7 points and 2.9 rebounds in about 9 minutes per game... shot 55 percent from the floor and led the Bruins with 18 blocked shots.

CSF CAREER HIGHS	
Points	10- vs. Long Beach St., 2/18/09
Rebounds	11- vs. Charlotte, 11/20/08
Blocks	5- vs. Saint Mary's, 11/28/08; vs. C. Michigan, 12/06/08
Steals	2- seven times

HIGH SCHOOL: Attended Lyceemalick Sall High School in Louga... played forward and center for Coach Tapha Sall.

PERSONAL: Born on Apr. 4, 1985, in Louga, Senegal... parents are Ibrahima Guisse and Gamoun Ndiaye of Louga... has one brother (Serigne) and one sister (Mame)... political science major whose goal is to become a diplomat with the United Nations... came to the United States as part of the NBA's "Baskets without Borders" program... speaks French and Wolof in addition to English... follows in footsteps of former Titans Pape Sow (2001-02 thru 2003-04) and Babacar Camara (2000-01 thru 2003-04), who also were from Senegal... enjoys playing soccer... credits Salt Lake City-based former NBA Assistant Coach Barry Hecker for most influence on his career: "Because he helped me develop my game."

Guisse's 2008-09 Game-by-Game Statistics

OPPONENT	--TOTAL--				--3PT--														
	GS	FG/FGA	Pct	Pct	FG/FGA	Pct	FT/FTA	Pct	Pts	Reb	PF/D	Ast	TO	Blk	Stl	Min			
vs Texas State	0	2/ 4	.500	0/ 0	.000	0/ 1	.000	4	4	5/ 1	0	2	0	1	23				
at Hawai'i	1	2/ 3	.667	0/ 0	.000	2/ 2	1.000	6	3	4/ 0	0	1	1	0	18				
Hope Int'l	1	2/ 3	.667	0/ 0	.000	0/ 0	.000	4	2	3/ 0	1	0	3	1	16				
at Portland St	1	1/ 2	.500	0/ 0	.000	2/ 3	.667	4	5	4/ 0	0	1	1	0	18				
vs Wake Forest	1	2/ 6	.333	0/ 0	.000	2/ 2	1.000	6	9	5/ 1	0	3	1	1	25				
vs Saint Mary's	1	3/ 4	.750	0/ 0	.000	1/ 2	.500	7	3	1/ 0	0	3	5	1	21				
vs Charlotte	1	3/ 5	.600	0/ 0	.000	2/ 2	1.000	8	11	3/ 0	1	0	2	1	39				
at LSU	1	1/ 5	.200	0/ 0	.000	1/ 2	.500	3	8	2/ 0	2	0	0	2	35				
Central Michigan	1	2/ 3	.667	0/ 0	.000	2/ 3	.667	6	4	4/ 0	0	1	5	0	25				
at Montana State	1	3/ 6	.500	0/ 0	.000	1/ 2	.500	7	5	4/ 0	1	0	2	2	26				
CSU Bakersfield	1	1/ 2	.500	0/ 1	.000	0/ 0	.000	2	7	5/ 1	0	0	2	0	26				
Montana State	1	2/ 4	.500	0/ 0	.000	2/ 2	1.000	6	6	5/ 1	2	0	1	2	28				
CSU Northridge	1	0/ 3	.000	0/ 0	.000	0/ 2	.000	0	4	3/ 0	0	1	2	0	29				
at UC Irvine	1	2/ 4	.500	0/ 0	.000	0/ 0	.000	4	8	5/ 1	2	2	1	1	37				
at Cal Poly	1	1/ 4	.250	0/ 0	.000	0/ 0	.000	2	5	5/ 1	0	1	0	0	20				
at UCSB	1	1/ 3	.333	0/ 0	.000	0/ 0	.000	2	1	3/ 0	1	1	2	2	28				
UC Davis	1	1/ 4	.250	0/ 0	.000	3/ 5	.600	5	2	4/ 0	0	1	3	1	26				
Pacific	1	0/ 0	.000	0/ 0	.000	0/ 0	.000	0	2	0/ 0	1	0	0	0	13				
at Northridge	0	1/ 1	1.000	0/ 0	.000	0/ 0	.000	2	3	3/ 0	0	0	0	0	8				
at Long Beach	0	0/ 1	.000	0/ 0	.000	2/ 2	1.000	2	2	2/ 0	0	0	0	2	24				
UC Riverside	0	1/ 2	.500	0/ 0	.000	2/ 2	1.000	4	5	2/ 0	0	0	2	0	19				
UC Santa Barbara	0	1/ 2	.500	0/ 0	.000	0/ 0	.000	2	3	4/ 0	0	1	2	1	21				
Cal Poly	0	2/ 2	1.000	0/ 0	.000	0/ 0	.000	4	1	1/ 0	0	0	0	2	19				
at Pacific	0	2/ 5	.400	0/ 0	.000	0/ 2	.000	4	4	2/ 0	1	0	0	1	22				
at UC Davis	0	0/ 0	.000	0/ 0	.000	0/ 0	.000	0	3	2/ 0	1	0	0	0	15				
Long Beach	0	2/ 5	.400	0/ 0	.000	6/ 6	1.000	10	4	0/ 0	0	0	3	0	30				
at New Mex St	1	1/ 2	.500	0/ 0	.000	0/ 0	.000	2	4	2/ 0	0	0	1	1	25				
at UC Riverside	1	0/ 1	.000	0/ 0	.000	0/ 0	.000	0	1	3/ 0	0	0	2	1	17				
at Bakersfield	1	0/ 0	.000	0/ 0	.000	0/ 0	.000	0	2	2/ 0	1	0	0	1	14				
UC Irvine	1	0/ 0	.000	0/ 0	.000	0/ 0	.000	0	5	1/ 0	0	1	0	2	18				
UC Riverside	0	0/ 0	.000	0/ 0	.000	0/ 0	.000	0	2	3/ 0	1	1	0	0	11				
UC Santa Barbara	0	0/ 1	.000	0/ 0	.000	2/ 4	.500	2	2	2/ 0	0	1	1	1	14				



Guisse's Career Statistics

Year	G-GS	FG-FGA	Pct	3FG-FGA	Pct	FT-FTA	Pct	Points	Avg	Off	Def	Reb	Avg	PF/D	Ast	TO	Blk	Stl	Min
'08-09	32-21	39- 87	.448	0- 1	.000	30-44	.682	108	3.4	60	70	130	4.1	94/ 6	15	21	42	27	710



33

Ray Miller

F/C

6-8 235 Sr. 1V Des Moines, IA Iowa Western College

Ray Miller finished the 2008-09 season in the starting lineup... he made 12 starts overall and appeared in all 32 games, averaging 4.8 points and 3.6 rebounds... was second on the team with 27 blocked shots... led the team with a 63 percent field goal percentage... twice had a season-high 12 points... had a high of 8 rebounds... switches from jersey No. 43 last year to No. 33 this season.

IOWA WESTERN COMMUNITY COLLEGE: Didn't miss a game (67 appearances) in his two-year career with the Reivers of Iowa Western in Council Bluffs... in 2007-08 he averaged 9.9 points and 6.1 rebounds for a 28-5 team... shot 58 percent from the floor... in 2006-07 he averaged 4.1 points and 2.7 rebounds in 34 games... shot 50 percent from the floor... averaged 0.7 blocks.

HOOVER HIGH SCHOOL: Graduated from Hoover High in Des Moines in 2006... his team won the Iowa Class 4A state championship with a 26-0 record... selected first-team all-state and made the state all-tournament team... averaged 12.5 points, 9.5 rebounds and 3.5 blocks for Coach Charles Zanders.

CSF CAREER HIGHS

Points
12- vs. Hope Int'l., 11/20/08;
vs. Cal Poly 2/7/09

Rebounds
8- vs. Hope Int'l., 11/20/08

Blocked Shots
3- on four occasions

Assists
2- vs. Charlotte, 11/30/08

Steals
2- at UC Davis, 2/14/09;
vs. UCSB, 3/12/09

PERSONAL: Born on Jan. 30, 1988, in Des Moines, Iowa... parents are Raymond and Mandy Miller of Des Moines... one of eight children (Rayvon, Raylon, Capray, Charae, Markisha, Lakisha and Rayshawn)... communications major whose goal is to become a sports agent or own his own business... most memorable sports thrill was playing against Kevin Love in the Memorial Day Classic in New Orleans in 2006... credits Coach Zanders for most influence on his career: "Because he had the most faith in me and if he hadn't pushed me, I wouldn't be the player I am today."

Miller's 2008-09 Game-by-Game Statistics


OPPONENT	--TOTAL--			--3PT--			Pts	Reb	PF/D	Ast	TO	Blk	Stl	Min
	GS	FG/FGA	Pct	FG/FGA	Pct	FT/FTA								
vs Texas State	1	0/0	.000	0/0	.000	0/0	.000	0	2	5/1	0	2	0	8
atHawai'i	0	1/3	.333	0/0	.000	0/2	.000	2	3	5/1	0	1	0	18
Hope Int'l	0	5/6	.833	0/0	.000	2/5	.400	12	8	1/0	1	0	0	22
at Portland St	0	2/5	.400	0/0	.000	0/0	.000	4	4	4/0	0	1	1	15
vs Wake Forest	0	1/2	.500	0/0	.000	0/0	.000	2	3	2/0	0	0	0	13
vs Saint Mary's	0	1/2	.500	0/0	.000	2/2	1.000	4	6	3/0	0	0	0	12
vs Charlotte	0	2/3	.667	0/0	.000	1/2	.500	5	5	5/1	2	4	1	23
at LSU	0	4/8	.500	0/0	.000	1/4	.250	9	4	2/0	0	1	0	15
Central Michigan	0	3/4	.750	0/0	.000	0/0	.000	6	3	1/0	0	2	0	21
at Montana State	0	1/1	1.000	0/0	.000	1/1	1.000	3	3	3/0	0	0	1	12
CSU Bakersfield	0	3/3	1.000	0/0	.000	1/2	.500	7	1	4/0	1	2	3	13
Montana State	1	2/2	1.000	0/0	.000	0/0	.000	4	0	2/0	1	1	0	16
CSU Northridge	0	0/0	.000	0/0	.000	0/0	.000	0	0	1/0	0	0	0	5
at UC Irvine	0	1/2	.500	0/0	.000	0/0	.000	2	3	2/0	1	2	3	17
at Cal Poly	0	2/3	.667	0/0	.000	3/4	.750	7	4	2/0	0	2	1	22
at UCSB	0	2/3	.667	0/0	.000	1/2	.500	5	4	4/0	0	0	1	12
UC Davis	0	2/4	.500	0/0	.000	2/2	1.000	6	4	0/0	0	0	0	13
Pacific	0	2/4	.500	0/0	.000	1/2	.500	5	2	2/0	1	0	0	18
at Northridge	1	2/3	.667	0/0	.000	2/4	.500	6	3	4/0	0	1	2	22
at Long Beach	1	5/10	.500	0/0	.000	0/2	.000	10	3	1/0	0	2	1	21
UC Riverside	1	0/0	.000	0/0	.000	0/0	.000	0	0	4/0	0	1	0	21
UC Santa Barbara	1	2/3	.667	0/0	.000	0/0	.000	4	5	3/0	0	1	1	12
Cal Poly	1	5/5	1.000	0/0	.000	2/4	.500	12	5	4/0	1	1	2	19
at Pacific	1	1/1	1.000	0/0	.000	2/2	1.000	4	5	2/0	0	1	0	19
at UC Davis	1	4/5	.800	0/0	.000	1/2	.500	9	7	2/0	0	1	1	28
Long Beach	1	0/0	.000	0/0	.000	0/0	.000	0	1	4/0	0	3	1	13
at New Mex St	0	3/5	.600	0/0	.000	0/1	.000	6	7	4/0	0	0	0	22
at UC Riverside	0	2/3	.667	0/0	.000	0/0	.000	4	1	2/0	0	0	1	22
at Bakersfield	0	3/4	.750	0/0	.000	0/1	.000	6	7	3/0	0	2	3	26
UC Irvine	0	2/2	1.000	0/0	.000	0/0	.000	4	4	2/0	0	0	3	29
UC Riverside	1	2/4	.500	0/0	.000	0/0	.000	4	3	1/0	0	2	1	28
UC Santa Barbara	1	0/3	.000	0/0	.000	3/4	.750	3	5	3/0	1	0	0	26



Miller's Career Statistics

Year	G-GS	FG-FGA	Pct	3FG-FGA	Pct	FT-FTA	Pct	Points	Avg	Off	Def	Reb	Avg	PF/D	Ast	TO	Blk	Stl	Min
'08-09	32-12	65-103	.631	0-0	.000	25-48	.521	155	4.8	63	52	115	3.6	87/3	9	33	27	11	583

PLAYERS



11 Jacques Streeter (jah-KEESE) **G**

6-0 175 So. 1V Los Angeles, CA Findlay Prep

Jacques Streeter started all 32 games at point guard for the Titans in 2008-09 and earned all-freshmen team honors from the Big West Conference... second on the Titans' squad in scoring at 10.4 ppg and the leader in assists at 4.44 per game, second best in the Big West... led Big West in assist-to-turnover ratio at 2.37-to-1 and was among the Top 30 in the nation... finished in the Top Ten in six CSF single-season freshmen statistical categories: second in assists (142), third in 3-point field goals (48), fourth in points (332), fifth in scoring average (10.4 ppg), sixth in rebounds (121) and eighth in rebounding average (3.78)... shot team-best 42 percent from 3-point range... had season-high 27 points vs. CSU Northridge and high of 13 assists vs. Hope... switching to his high school jersey No. 11 this season from his freshman year No. 22.

FINDLAY PREP: Averaged 11 points, 3.6 rebounds and 4.7 assists in 2007-08 for the second season of the Findlay Prep Pilots of Henderson, Nevada... team was 32-1, losing only in the national

championship game to Hargrave, 75-73, in The Bronx, New York... Jacques shot 44 percent from the floor, 37 percent from the 3-point line and 82 percent at the foul line for a freelance squad that does its academic work at Henderson International (previously known as Warren Walker) High School... he led his team with 19 points in the semi-final win over defending champion Notre Dame Prep, 74-70... had game highs of 25 points and 10 assists... made 9 of 10 field goals against Bishop Gorman HS on Jan. 26.

FREMONT HIGH SCHOOL: Three-year varsity letterman for Fremont High of Los Angeles... all-city first team as a senior and all-city second team as a junior... averaged 15 points, 7 assists, 4 rebounds and 3 steals for Coach Sam Sullivan.... played in the City vs. CIF All-Star Game... graduated in 2007.

PERSONAL: Born on Apr. 11, 1989, in Little Rock, Arkansas... parents are Jerry and Marilyn Streeter of Los Angeles... has two brothers (Johnny and Jermeril) and one sister (Jahnon)... his brother is a cousin of track star Marion Jones... undeclared major... enjoys swimming and playing pool... most memorable sports thrill was scoring a game-high 29 points to lead his team over Sylmar High... credits Coach Peck for most influence on his career: "He turned me into a man and prepared me for the world."

CSF CAREER HIGHS	
Points	27- at CSU Northridge, 1/21/09
Assists	12- vs. Hope Int'l., 11/20/08
3-Point Field Goals	5- vs. Montana State, 12/22/08
3-Pt. FG Attempts	9- vs. UC Riverside, 2/1/09; at Cal Poly, 1/8/09
Rebounds	9- vs. Wake Forest, 11/27/08
Steals	4- vs. Long Beach St., 2/18/09


Streeter's 2008-09 Game-by-Game Statistics

OPPONENT	--TOTAL--				--3 PT--											
	GS	FG/FGA	Pct	FG/FGA	Pct	FT/FTA	Pct	Pts	Reb	PF/D	Ast	TO	Blk	Stl	Min	
vs Texas State	1	2/ 6	.333	1/ 3	.333	1/ 1	1.000	6	5	4/0	1	1	0	0	29	
at Hawai'i	1	6/ 9	.667	0/ 1	.000	3/ 4	.750	15	6	3/0	9	0	0	1	34	
Hope Int'l	1	5/ 5	1.000	1/ 1	1.000	2/ 2	1.000	13	3	1/0	12	2	0	3	24	
at Portland St	1	3/ 7	.429	2/ 3	.667	3/ 4	.750	11	7	2/0	6	6	0	1	34	
vs Wake Forest	1	3/ 7	.429	2/ 3	.667	3/ 4	.750	11	9	4/0	5	4	0	0	36	
vs Saint Mary's	1	0/ 4	.000	0/ 1	.000	1/ 2	.500	1	2	0/0	3	1	0	0	27	
vs Charlotte	1	2/ 3	.667	1/ 1	1.000	0/ 0	.000	5	4	5/1	1	3	0	0	19	
at LSU	1	4/10	.400	1/ 3	.333	0/ 0	.000	9	2	3/0	4	3	0	2	31	
Central Michigan	1	3/ 6	.500	1/ 3	.333	3/ 4	.750	10	6	1/0	2	5	0	3	32	
at Montana State	1	1/ 4	.250	1/ 3	.333	0/ 0	.000	3	4	1/0	1	1	0	2	32	
CSU Bakersfield	1	1/ 4	.250	1/ 1	1.000	0/ 0	.000	3	3	1/0	5	1	0	1	33	
Montana State	1	7/10	.700	5/ 8	.625	4/ 4	1.000	23	2	1/0	4	4	0	2	33	
CSU Northridge	1	4/ 7	.571	4/ 6	.667	0/ 0	.000	12	2	0/0	2	2	0	0	25	
at UC Irvine	1	9/13	.692	3/ 5	.600	2/ 5	.400	23	4	3/0	7	4	0	1	42	
at Cal Poly	1	7/16	.438	4/ 9	.444	1/ 2	.500	19	3	2/0	2	1	0	1	37	
at UCSB	1	3/ 8	.375	0/ 1	.000	0/ 0	.000	6	1	1/0	2	2	0	1	35	
UC Davis	1	8/15	.533	2/ 4	.500	2/ 2	1.000	20	3	0/0	4	0	0	0	34	
Pacific	1	2/ 7	.286	1/ 4	.250	1/ 2	.500	6	2	0/0	3	1	0	1	34	
at Northridge	1	9/14	.643	3/ 5	.600	6/ 6	1.000	27	5	3/0	7	1	0	2	33	
at Long Beach	1	1/11	.091	0/ 3	.000	0/ 0	.000	2	6	0/0	2	1	1	2	37	
UC Riverside	1	4/11	.364	4/ 9	.444	5/ 6	.833	17	5	1/0	4	2	0	1	38	
UC Santa Barbara	1	0/ 4	.000	0/ 2	.000	2/ 2	1.000	2	3	1/0	0	0	0	0	18	
Cal Poly	1	1/10	.100	0/ 4	.000	3/ 3	1.000	5	1	2/0	5	0	1	0	36	
at Pacific	1	1/ 4	.250	0/ 1	.000	0/ 0	.000	2	4	2/0	2	1	0	0	26	
at UC Davis	1	2/ 6	.333	1/ 2	.500	6/ 6	1.000	11	3	3/0	9	1	0	0	29	
Long Beach	1	4/10	.400	1/ 5	.200	0/ 0	.000	9	3	4/0	3	1	0	4	32	
at New Mex St	1	4/ 6	.667	2/ 3	.667	0/ 0	.000	10	0	2/0	7	6	0	1	36	
at UC Riverside	1	3/ 7	.429	1/ 5	.200	3/ 8	.375	10	7	2/0	6	1	0	1	37	
at Bakersfield	1	1/ 5	.200	1/ 3	.333	4/ 5	.800	7	5	2/0	10	0	0	0	35	
UC Irvine	1	3/ 6	.500	1/ 2	.500	6/ 8	.750	13	4	1/0	5	2	0	2	37	
UC Riverside	1	2/ 9	.222	2/ 6	.333	0/ 0	.000	6	5	0/0	3	1	0	1	37	
UC Santa Barbara	1	5/ 9	.556	2/ 4	.500	3/ 4	.750	15	2	0/0	6	2	0	2	38	



Streeter's Career Statistics

Year	G-GS	FG-FGA	Pct	3FG-FGA	Pct	FT-FTA	Pct	Points	Avg	Off	Def	Reb	Avg	PF/D	Ast	TO	Blk	Stl	Min
'08-09	32-32	110-253	.435	48-1114	.421	64- 84	.762	332	10.4	26	95	121	3.8	55 / 1	142	60	2	35	1040



0 Aaron Thompson G

6-4 190 Sr. 1V Los Angeles, CA Cerritos College

Aaron Thompson finished the 2008-09 season strong to average 7.9 ppg and 3.9 rpg for the year, the latter figure the third best on the team... averaged 11.6 points over the last 8 games, shooting 49 percent... played in all 32 games, starting half of them... twice scored 19 points in a game and had a high of 9 rebounds... versatile wing player who played the 2, 3 and 4 positions as needed.

CERRITOS COLLEGE: Two-time first-team All-South Coast Conference South Division selection and two-time Most Valuable Player for the Falcons in 2006 and 2008... as a sophomore he averaged 16.2 points, 9.0 rebounds and 3.1 assists for a 17-14 Falcons' team... earned all-state honors... shot 52 percent from the floor, 33 percent from the 3-point line and 72 percent at the foul line... sat out the 2006-07 season... in 2005-06 he averaged 13.0 points and 6.2 rebounds... shot 53 percent from the floor and 73 percent at the line.

CSF CAREER HIGHS
Points
 19- at UC Davis, 2/14/09;
 vs. UC Irvine, 3/7/09
3-Point Field Goals
 3- vs. UC Irvine, 3/7/09
3-Pt. FG Attempts
 6- vs. Long Beach St., 2/18/09
Assists
 5- vs. Long Beach St., 2/18/09
Rebounds
 9- vs. CSU North., 12/29/08;
 at UC Riverside, 2/26/09
Steals
 6- at Montana State, 12/9/08

WASHINGTON HIGH SCHOOL: Two-year varsity letterman at Washington Prep in Los Angeles... all-league selection and team's Most Inspirational Player... averaged 19 points, 8 rebounds and 4 assists for Coach Andy Davis as a senior shooting guard... also played volleyball and football.

PERSONAL: Born on May 3, 1987, in Los Angeles... mother is Linda Thompson of Los Angeles... has four brothers (Tony, Bobby, Lee and Antwan) and one sister (Shena)... sociology major whose goal is to play basketball as long as he can and then become a social worker... most memorable sports thrill was scoring 38 points in a game including a game-winning 3-pointer... played travel ball with Inner City Hoops... credits Coach Gary Cain for most influence on his career: "He taught me there's more to life than basketball."

Thompson's 2008-09 Game-by-Game Statistics


OPPONENT	--TOTAL--					--3PT--									
	GS	FG/FGA	Pct	FG/FGA	Pct	FT/FTA	Pct	Pts	Reb	PF/D	Ast	TO	Blk	Stl	Min
vs Texas State	0	6/11	.545	0/2	.000	3/7	.429	15	7	3/0	2	6	0	1	25
at Hawai'i	1	2/5	.400	0/2	.000	0/0	.000	4	2	2/0	1	0	0	1	20
Hope Int'l	1	3/7	.429	1/2	.500	4/4	1.000	11	3	3/0	3	2	0	1	15
at Portland St	1	4/8	.500	1/1	1.000	4/4	1.000	13	8	2/0	3	2	1	2	33
vs Wake Forest	1	3/12	.250	0/4	.000	0/0	.000	6	1	1/0	0	2	0	1	19
vs Saint Mary's	0	0/3	.000	0/1	.000	0/0	.000	0	3	0/0	1	0	1	0	14
vs Charlotte	0	5/13	.385	1/4	.250	0/0	.000	11	5	0/0	1	1	0	0	24
at LSU	0	3/7	.429	0/2	.000	0/0	.000	6	3	1/0	2	3	0	1	17
Central Michigan	0	2/4	.500	1/1	1.000	3/8	.375	8	6	3/0	2	2	0	0	21
at Montana State	0	7/10	.700	1/2	.500	3/4	.750	18	1	1/0	3	0	1	6	27
CSU Bakersfield	0	1/1	1.000	1/1	1.000	0/0	.000	3	1	2/0	2	2	1	0	14
Montana State	0	1/2	.500	0/1	.000	0/0	.000	2	1	0/0	2	0	0	0	10
CSU Northridge	0	6/13	.462	0/4	.000	2/2	1.000	14	9	0/0	0	0	1	1	24
at UC Irvine	0	7/14	.500	2/4	.500	0/0	.000	16	5	0/0	2	0	0	0	31
at Cal Poly	1	2/3	.667	0/1	.000	3/3	1.000	7	5	3/0	4	1	0	1	24
at UCSB	1	2/7	.286	0/2	.000	1/3	.333	5	3	2/0	4	2	0	0	27
UC Davis	1	2/9	.222	0/3	.000	0/0	.000	4	5	0/0	1	1	2	1	24
Pacific	1	1/6	.167	0/2	.000	0/0	.000	2	1	0/0	0	1	0	0	10
at Northridge	0	0/1	.000	0/1	.000	0/0	.000	0	0	0/0	0	0	0	0	5
at Long Beach	0	0/2	.000	0/1	.000	0/0	.000	0	4	0/0	2	3	1	0	11
UC Riverside	0	1/2	.500	0/1	.000	0/0	.000	2	0	1/0	0	1	0	0	4
UC Santa Barbara	0	3/5	.600	2/3	.667	0/2	.000	8	2	2/0	0	2	0	1	20
Cal Poly	0	1/3	.333	1/2	.500	2/2	1.000	5	3	1/0	0	1	0	0	11
at Pacific	0	0/2	.000	0/2	.000	0/0	.000	0	2	4/0	3	0	0	0	17
at UC Davis	1	7/12	.583	1/1	1.000	4/7	.571	19	6	0/0	2	1	0	1	24
Long Beach	1	5/12	.417	0/6	.000	1/2	.500	11	4	0/0	5	3	2	1	33
at New Mex St	1	5/5	1.000	1/1	1.000	2/2	1.000	13	2	1/0	1	2	0	1	17
at UC Riverside	1	8/14	.571	0/2	.000	2/2	1.000	18	9	4/0	2	2	0	0	33
at Bakersfield	1	2/8	.250	0/1	.000	0/0	.000	4	4	1/0	1	3	0	0	19
UC Irvine	1	8/14	.571	3/3	1.000	0/0	.000	19	5	2/0	1	2	1	2	31
UC Riverside	1	2/7	.286	0/3	.000	0/0	.000	4	6	1/0	2	4	0	0	27
UC Santa Barbara	1	2/8	.250	0/2	.000	1/2	.500	5	8	5/1	1	3	1	1	29



Thompson's Career Statistics

Year	G-GS	FG-FGA	Pct	3FG-FGA	Pct	FT-FTA	Pct	Points	Avg	Off	Def	Reb	Avg	PF/D	Ast	TO	Blk	Stl	Min
'08-09	32-16	101-230	.439	16- 68	.235	35- 54	.648	253	7.9	43	81	124	3.9	45 / 1	53	52	12	23	660

PLAYERS



15

Orane Chin (OHR-uhn)

F

6-7 195 Soph. RS Miramar, FL

South Florida

Orange Chin becomes eligible in 2009-10 after a redshirt season in 2008-09... transfer from South Florida where he appeared in 30 games and started 14 times as a freshman... first-team all-state selection as a senior at Miramar High School in the Miami area... averaged 25 points, 14 rebounds, 3 blocks and 3 assists... originally from Jamaica.

SOUTH FLORIDA: Played in all but one game in 2007-08 as a true freshman for a 12-19 Bulls' team (3-15 in the Big East)... started 14 times, mostly in the first half of the season... averaged 3.9 points and 2.9 rebounds... highest scoring game was 17 points vs. East Carolina in 81-67 win on Nov. 24... had 13 points and 9 rebounds vs. Rhode Island in Nov. 16 loss... had high of 10 rebounds vs. Central Florida on Dec. 1... made first six 3-point field goal attempts of the season over 3 games but then made only 3 of 20 remainder of the campaign... one of six players to transfer out of Coach Stan Heath's program but the only one of the group recruited by the first-year head coach.

MIRAMAR HIGH SCHOOL: First-team all-state 6A selection as a senior for Miramar High School and Coach Kenneth Kelley in metropolitan Miami... averaged 25 points, 14 rebounds, 3 blocks and 3 assists per game as a senior for a 22-7 team that advanced to the state quarterfinals... team's Most Valuable Player... played in the Dade-Broward Counties All-Star Game and made the all-tournament team at the 9th annual Senior Showcase in Orlando... also competed in track and field as a high jumper and long jumper.

DR. MICHAEL KROP HIGH SCHOOL: Played his sophomore and junior seasons at Dr. Krop High School in Miami, twice earning second-team all-county honors... averaged 16.4 points and 7.7 rebound as a junior for a 28-4 team... shot 58 percent from the floor and led team to a regional finals appearance... as a sophomore averaged 19 points and 9 rebounds.

PACE HIGH SCHOOL: Varsity letterman at Pace High School in Miami as a freshman.

PERSONAL: Born on Jan. 14, 1988, in Clarendon, Jamaica... mother is Estrian Williams... has an older brother (Christopher) and an older sister (Claudia)... undeclared major... goal is to become a sports agent... enjoys bowling and golf... most memorable sports thrill was dunking on four people with two minutes left to go in a game... played travel ball for the Miami Tropics and the Broward Bobcats and averaged 25 points and 12 rebounds for the latter at the Las Vegas Easter Classic.

Chin's Career Statistics at South Florida

Year	G-GS	FG-FGA	Pct	3FG-FGA	Pct	FT-FTA	Pct	Points	Avg	Off	Def	Reb	Avg	PF/D	Ast	TO	Blk	Stl	Min
'07-08	30-14	40-133	.354	9- 26	.346	27- 52	.519	116	3.9	30	58	88	2.9	48 / 3	24	31	14	12	541

**Div. I Transfers
to Cal State Fullerton**

Coach Bob Burton has had great success with Div. I transfers into the Titan program during his 7-year tenure.

But it's not a new trend. A total of 36 players have arrived directly from other Div. I programs since the Titans made the jump up in 1975. Most have been Southern California products returning because of homesickness, coaching changes, lack of playing time or a combination of all three.

The levels of success have varied as much as the variety of originating campuses. There was All-American-guard-to-be Leon Wood from Arizona and there

(continued on pg. 13)

Player	Previous School	Playing		Pts. Avg.	Reb. Avg.
		Seasons at CSF	Games		
David Rohde	Loyola Marymount	(2) '77-79	37	3.5	2.4
Tom Morgan	Boise State	(3) '77-80	81	6.1	3.4
Dennis Smith	Washington State	(1) '79-80	24	3.0	1.3
Stan Ray	Missouri	(1) '79-80	26	6.2	5.4
Michael Knight	Pepperdine	(1) '79-80	25	10.3	2.1
Dave Wear	Fresno State	(1) '80-81	26	17.7	7.1
Keith Stephens	Texas	(2) '80-82	44	2.9	3.5
George Hawthorne	Arizona	(1) '81-82	26	4.3	4.0
Leon Wood	Arizona	(3) '81-84	91	20.6	#8.2
Ozell Jones	Wichita State	(2) '82-84	58	10.7	8.3
Gary Moeller	UC Santa Barbara	(2) '83-85	52	2.4	3.5
Kerry Boagni	Kansas	(2) '84-86	56	11.7	4.4
Tee Williamson	Arizona State	(1) '85-86	24	2.0	3.1
Bobby Adair	Utah	(1) '87-88	26	4.6	2.7
Benson Williams	Illinois-Chicago	(1) '87-88	9	2.7	1.0

12 Jer'Vaughn Johnson F
6-6 240 Jr. RS Compton, CA San Diego State



PLAYERS

Jer'Vaughn Johnson becomes eligible in 2009-10 after a redshirt season in 2008-09... he's a transfer from San Diego State where he appeared in 54 games in two seasons... as an Aztec he averaged 1.8 points and 1.6 rebounds... prepped at Centennial High School in Compton and won a CIF championship... twice first-team all-league.

SAN DIEGO STATE: Played in 23 games in 2007-08 for a 20-13 San Diego State team that earned a post-season NIT bid... averaged 1.0 points and 1.3 rebounds while playing about 7 minutes per game... as a freshman in 2006-07 he averaged 2.4 points and 1.9 rebounds, playing in 31 games (1 start) for a 22-11 club that also went to the NIT... averaged about 8 minutes per game... had season highs of 17 points and 10 rebounds. vs. Campbell on Dec. 12, 2006.

CENTENNIAL HIGH SCHOOL: Averaged 20 points and 12 rebounds as a senior playing point forward for Coach Rod Palmer at Centennial HS in Compton in 2005-06... first-team all-league pick for a CIF 3A Championship team... made the Long Beach *Press-Telegram* Dream Team... first-team all-league as a junior and second team as a sophomore for a state championship team... league's freshman of the year and picked a freshman All-American by *Student Sports*... one of just three freshmen invited to the prestigious ABCD Camp in Teaneck, New Jersey.

PERSONAL: Born on Jan. 17, 1988, in Compton, California... mother is Angela Tannahill... has two brothers (Mark and Brandon) and three sisters (Mo, Jazmine and Raven)... social science major whose goal is to become a fireman...enjoys hunting... most memorable sports thrill was winning a CIF championship at Centennial... played travel ball for the Compton Magic.

Johnson's Career Statistics at San Diego State

Year	G-GS	FG-FGA	Pct	3FG-FGA	Pct	FT-FTA	Pct	Points	Avg	Off	Def	Reb	Avg	PF/D	Ast	TO	Blk	Stl	Min
'06-07	31- 1	29- 50	.580	0- 1	.000	17- 34	.500	75	2.4	24	34	58	1.9	42 / 0	3	27	4	3	260
'07-08	23- 0	9- 21	.429	0- 0	.000	4- 8	.500	22	1.0	8	22	30	1.3	23 / 0	7	6	2	3	157
Career	54- 1	38- 71	.535	0- 1	.000	21- 42	.500	97	1.8	32	56	88	1.6	65 / 0	10	33	6	6	417

Div. I Transfers to Cal State Fullerton

(continued from pg. 14)

was center Lloyd Walls from Wright State, who suffered head injuries and never played a minute for the Titans. There were Big West Players of the Year Scott Cutley from Kent State and Josh Akognon from Washington State. And there were Adam Tancredi, who transferred from Quinnipiac, played in four games, and quit, and Todd Satalowich from Missouri, who suffered through three injury plagued seasons, playing in only 39 games and scoring only 27 points.

Fullerton's 2008 NCAA Tournament team featured four Div. I transfers in Cutley, Ray Reed from Georgetown, Frank Robinson from East Carolina and Akognon. The 2009-10 team has Jer'Vaughn Johnson from San Diego State and Orane Chin from South Florida eligible. Redshirts practicing with the team are Sean Williams from Syracuse and Andre Hardy from Oral Roberts.

Player	Previous School	Playing		Games	Pts. Avg.	Reb. Avg.
		Seasons at CSF				
Van Anderson	Oregon State	(3)	'87-90	67	3.8	3.1
John Sykes	Texas	(3)	'87-90	67	3.4	4.4
Ron Caldwell	Washington	(2)	'89-91	28	6.3	3.9
J. D. Green	SMU	(2)	'90-92	53	4.7	2.9
Todd Satalowich	Missouri	(3)	'91-94	39	0.7	1.4
James French	Washington	(2)	'93-95	54	9.0	2.2
Dirk Rassloff	Fairleigh Dickinson	(2)	'95-97	53	3.0	2.7
Wyki Tyson	Eastern Kentucky	(2)	'98-00	40	1.5	1.3
Lloyd Walls	Wright State	(1)	'04-05	0		injured
Jamaal Brown	Western Kentucky	(2)	'04-06	56	14.8	8.0
Jermaine Harper	Virginia	(2)	'04-06	61	9.7	3.2
Adam Tancredi	Quinnipiac	(1)	'05-06	4	2.3	3.3
Frank Robinson	East Carolina	(3)	'05-08	88	13.2	6.0
Marcus Crenshaw	Kent State	(2)	'06-08	62	10.0	#2.2
Scott Cutley	Kent State	(2)	'06-08	56	15.1	8.4
Ray Reed	Georgetown	(2)	'06-08	63	6.9	#2.9
Josh Akognon	Washington State	(2)	'07-09	64	22.0	3.3
Orane Chin	South Florida					
Jer'Vaughn Johnson	San Diego State					
Andre Hardy	Oral Roberts					
Sean Williams	Syracuse					

#assists

bold face = Bob Burton Era



22 **Frank Granados** **G**
 5-8 170 Sr. HS Santa Ana, CA Santa Ana HS

Frank Granados is one of the most unique walk-ons in the history of Cal State Fullerton men's basketball... he's a 2006 graduate of Santa Ana High School who has been practicing against the Titans' women's team the past three seasons... heady point guard who will provide depth in the back court... exudes leadership skills.

SANTA ANA HIGH SCHOOL: Granados averaged 18.9 points, 5 steals and 4 assists per game for the Saints and Coach Arnett Mosley in 2004-05... one of the top 25 3-point field goal shooters in Orange County all three seasons... three-time team's most valuable player... first-team All-Golden West League as a senior after two second-team berths... made three all-tournament teams as a senior... was a City of Santa Ana athlete of the month... earned high praise from Coach Mosley, who called him "the most dedicated young man I have ever had the pleasure of working with" and a "perfectionist."

PERSONAL: Born on Sept. 5, 1988, in Santa Ana, California... parents are Francisco and Victoria Granados... middle of three sons... kinesiology major whose goal is to become a structure firefighter and eventually captain... has run on fire calls in Watts... works at the Newport Beach Country Club... enjoys weight lifting and riding motorcycles... most memorable sports thrill was hitting a game-winning 3-point basket with 15 seconds to play to beat city rival Saddleback... played travel ball with the Anaheim Aces coached by Prince Cassell... has coached NJB teams... one of six in Orange County in 2008 to receive the Young American Award from the Orange County Council of Explorer Scouts... his Post 1606 was sponsored by the Orange County Fire Authority... credits Dana Katz for most influence on his basketball career: "She taught me with hard work and drive, many doors can open for you."




14 **Jamel McGuire** **G**
 6-5 165 Jr. JC San Diego, CA San Diego CC

Jamel McGuire is an extremely quick combination guard who transferred from San Diego City College... averaged 16.1 points and 2.7 assists as the Knights enjoyed their best season ever at 28-5 including a regional title and their first berth in the state's final eight... possesses running speed worthy of track and field and doesn't lose much with the ball.

SAN DIEGO CITY COLLEGE: McGuire was a first-team All-Pacific Coast Conference selection as SDCC won the championship with a 15-1 record... averaged 16.1 points and 2.7 assists... shot 47 percent from the floor and averaged 2.2 steals per game... earned first-team all-conference and all-state honors.

HIGH SCHOOL: Did not play basketball at Gompers High School in San Diego.

PERSONAL: Born on Jan. 31, 1987, in San Diego... parents are John and Desiree McGuire... has two older brothers (Jereme and Dominic)... the latter played at Cal and Fresno State and has appeared in 149 games the past two seasons with the Washington Wizards... cousin Dante Jones plays for the Denver Nuggets... Jamel has an infant son, Jayden... played travel ball with the San Diego Magic coached by Jerome Sherman... sports management major whose goal is to play professional basketball and/or become a sports agent... most memorable sports thrill was hitting the game-winning free throws to gain the state championship tournament for San Diego CC, which advanced to the Final Eight for the first time.



3 Devon Peltier (dee-VAHN pehl-tee-AY) G


5-11 185 Jr. JC St. Thomas, Virgin Is. Missouri State-West Plains

Devon Peltier is a transfer from Missouri State-West Plains campus, which competes only freshmen and sophomores... prolific perimeter shooter likely to pick up the slack on the 3-point line for the Titans following the graduation of Josh Akognon... great leaper with quick crossover dribble and first step to the basket.

MISSOURI STATE-WEST PLAINS: Devon averaged team-high 17 points while shooting 51 percent from the floor, 46 percent (86 of 188) from the 3-point line and 87 percent from the free-throw line last season as the Grizzlies went 14-17 for Coach Wayne Harvey... his 86 treys were third in the nation... selected to the NJCAA All-Region 16 team... led the region in 3-point percentage and free-throw percentage and was second in scoring and field goal percentage... he was fourth in the nation in free-throw percentage and 26th in 3-point percentage... had a high game of 32 points in a home win (96-78) over Carl Albert State... scored 30 points in a loss to State Fair Community College... best rebounding game was 6 vs. Trinity Valley Community College... played in all 31 games, starting 10 times...

RAYTOWN HIGH SCHOOL: Averaged 14 points, 4 assists, 2 rebounds and 2 steals as a junior, his final prep season, in Raytown, Missouri, a suburb of Kansas City... played point guard and led team to district semifinals... also lettered in track and field... lived with his aunt, Edwina Marie.

PERSONAL: Born on May 31, 1987 in U.S. Virgin Islands... parents are David Peltier and Hermia Alcide... has two brothers and three sisters... communications major... nickname is "V.I."... participated in the NBA "Basketball Without Borders" camp in Puerto Rico... played in the Centrobasket Tournament, Caribbean Basketball Championships and the St. Thomas Amateur Basketball Association Summer Open League... credits Coach Scandalon and his stepfather, Wayne Harvey, for most influence on his basketball career: "I didn't think he (coach) had a lot of confidence in me. I played varsity my junior year and couldn't play as a senior. That fueled my fire that made me the hard-working player I am now."



21 Robbie Robinson G


6-5 215 Jr. JC Northridge, CA Riverside CC

Robbie Robinson is a transfer from Riverside City College's state championship team of 2009... he led the team in scoring at 16.4 points and also averaged 7.0 rebounds while earning numerous honors... excellent shooter and athlete... should contribute immediately at a wing position.

RIVERSIDE CITY COLLEGE: Robbie led the Tigers to the state championship in 2008-09... had 8 points, 8 assists and 5 steals in the 69-60 overtime upset of Saddleback College in the title game in Fresno... averaged 16.4 points and 7.0 rebounds to earn first-team all-state, first-team All-Orange Empire Conference and all-state tournament honors... shot 53 percent from the floor, 42 percent from the 3-point line and 74 percent at the free-throw line... averaged 1.4 assists and 0.5 blocked shots... high game was 33 points.

VILLAGE CHRISTIAN HIGH SCHOOL: Playing as Wayne Robinson, he averaged 23 points, 13 rebounds and 2 assists for the Crusaders of Village Christian High School of Sun Valley.

PERSONAL: Born on Feb. 1, 1989, in Long Beach, California... parents are Ron and Zenia Robinson... has two sisters (Tanisha and Sydnee)... cousin of former NBA player Maurice Taylor... full name is Robbie Wayne Robinson II... African-American studies major with a minor in communications... hopes to play professional basketball and then become a sports broadcaster... most memorable sports thrill was winning the state JC championship.




23 D. J. Shelton F

6-9 195 Fr. HS Bakersfield, CA East Bakersfield HS

D. J. Shelton is from the highly talented Shelton family of athletes... raw talent with impressive physical frame... he averaged 18.5 points and 10.5 rebounds last season at East Bakersfield High School... cousin Titus just completed a four-year career at Cal Poly... uncle Lonnie Shelton starred at Oregon State and played 10 years in the NBA... cousin LJ played for the Cleveland Browns of the NFL, cousin Marlon played at Washington and cousin Timothy is a junior forward at San Diego State.

EAST BAKERSFIELD HIGH SCHOOL: Shelton led the Blades of the Southeast Yosemite League to a 14-12 record last season for Coach Milt Henderson... averaged 18.5 points, 10.5 rebounds, 2.7 blocks and 2.6 assists... shot 54 percent from the floor... shot 37 percent (14-for-38) from behind the 3-point line and 70 percent at the free-throw line.

PERSONAL: Born on Apr. 4, 1991, in Whittier, California... given first name is Davon... parents are Davon and Lashanda Shelton of Rialto... has a younger brother (Dashawn)... business administration major... goal is to become a chief executive officer... played travel ball with the Bay Area Hoosiers... played for S & P in the 2009 Just Say No Summer League.



13 Bryce Webster C

6-10 240 Jr. TR Minneapolis, MN Irvine Valley College

Bryce Webster is a double transfer from the University of Minnesota via Irvine Valley College... big, physical post player who will give the Titans a dimension they have not had for many seasons... played for the Lazars in 2007-08 but concentrated on academics in 2008-09... at Minnesota he averaged 1.2 points and 1.7 rebounds while playing about 9 minutes per game for the Gophers.

IRVINE VALLEY COLLEGE: Bryce averaged 11.4 points, 6.1 rebounds and 1.7 blocks per game for Coach Jerry Hernandez during the 2007-08 season.


UNIVERSITY OF MINNESOTA: Bryce appeared in 28 games, 7 as a starter, for the Golden Gophers in 2006-07... played in 16 of 17 Big Ten games, starting 7 times and averaging about 11 minutes... averaged 1.3 points and 1.7 rebounds for the season... blocked 10 shots for a 9-22 team.

HIGH SCHOOL: Product of St. Thomas Academy High School in Mendota Heights, Minnesota... was a two-time all-state selection... first-team as a senior when he averaged 21.6 points, 11.5 rebounds and 3.5 blocks per game and was the *Minneapolis Star Tribune* Metro Player of the Year... second-team pick after averaging 21.8 points and 12.1 rebounds as a junior... as a sophomore averaged 18.5 points and 10.0 rebounds... was considered the top big man in the state and attended the NBA Players Association Camp and the Nike All-American Camp for two years... rated the 18th-best center in the nation by scout.com.

PERSONAL: Born on Aug. 9, 1988, in St. Paul, Minnesota... parents are Kieth Holmes and Tami Greene... has two younger sisters, Blair and Iamara... played in the Howard Puled Pro-City League in Minneapolis... American studies major... most memorable sports moments were game-winning shot in high school and scoring 56 points in a traveling team game... credits Arresta Kelly for most influence on his career: "First person to believe in me for basketball."

Webster's Career Statistics at Minnesota

Year	G-GS	FG-FGA	Pct	3FG-FGA	Pct	FT-FTA	Pct	Points	Avg	Off	Def	Reb	Avg	PF/D	Ast	TO	Blk	Stl	Min
'06-07	28- 7	13- 31	.419	0- 0	.000	9- 14	.643	35	1.2	19	29	48	1.7	26 / 0	7	14	10	2	261



24

Eric Williams

G

6-3 185 Jr. JC Ontario, CA Orange Coast College

Eric Williams is a talented transfer from Orange Coast College... will likely fill a backup role at point guard... outstanding student... was a member of a CIF championship team at Colony High School in Ontario.

METRO STATE: Eric played his freshman year (2007-08) at Metro State in Denver... appeared in 22 games all off the bench... averaged 1.8 points, 1.1 rebounds and 0.5 assists playing about 9 minutes per game for a 19-12 club... had high game of 6 points... shot 86 percent (19 of 22) from the free-throw line.


ORANGE COAST COLLEGE: Eric averaged 9.9 points and 3.8 assists for the Pirates last season... shot 82 percent from the free-throw line... had a high game of 19 points vs. College of the Canyons on Dec. 18... made the academic honor roll.

COLONY HIGH SCHOOL: Three-year letterman at Colony High School in Ontario... first-team all-league and first-team All-CIF Div. 2A as a senior... made the *Daily Bulletin's* all-area third team... won multiple student-athlete of the year awards... second-team all-league as a junior and first-team as a sophomore when he won the CIF Pursuing Victory with Honor Award and had highest GPA on the team... averaged 12 points, 5 assists, 5 rebounds and 3 steals for Coach Jerry DeFabiis... played in the *Daily Bulletin* and IEBP all-star games.

PERSONAL: Born on Dec. 9, 1987, in Pomona, California... parents are Sylvester and Franschell Williams of Corona... has three brothers (Jonathan, Marcus and Brian)... marketing major... biggest sports thrill was winning a CIF basketball championship with Colony High in 2006... played travel ball with the IEBP... reputedly a very good singer... enjoys bowling, movies, video games, shoes and eating... works in the summer as a referee... chose Fullerton because of the combination of a "good basketball program and a very good business school"... credits Coach DeFabiis for most influence on his basketball career: "Because he was always willing to help me, no matter what it was, whether advice, talking to coaches or working me out."

E. Williams' Career Statistics at Metro State

Year	G-GS	FG-FGA	Pct	3FG-FGA	Pct	FT-FTA	Pct	Points	Avg	Off	Def	Reb	Avg	PF/D	Ast	TO	Blk	Stl	Min
'07-08	22- 0	9- 33	.273	2- 9	.222	19-22	.864	39	1.8	3	21	24	1.1	26/1	12	18	0	4	204



00

Andre Hardy

F

6-6 230 Jr. TR San Diego, CA

Oral Roberts

Andre Hardy is a rugged and very athletic transfer from Oral Roberts who must sit out the 2009-10 season... San Diego product who is a strong rebounder and inside scorer... has played at his best on the larger stages.

ORAL ROBERTS: Andre played in 48 games over his two seasons in Tulsa, Oklahoma, getting four starts as a sophomore... Averaged 7.5 points and 5.5 rebounds in 2008-09 for a 16-15 club that went 14-4 in the Summit League but lost its opening tournament game in overtime to South Dakota State... as a freshman went to the NCAA Tournament with a 24-9 club (16-2 in conference) and was the Chevrolet Player of the Game for the Golden Eagles, scoring 15 points with 9 rebounds in an 82-63 loss to Pittsburgh... averaged 4.1 points and 3.6 rebounds... had highs of 18 points and 11 rebounds as a freshman in the same Summit Tournament quarterfinal game vs. Centenary... as a sophomore had highs of 16 points at South Dakota State and 11 rebounds on three occasions.

NEW HAMPTON PREP: Spent the 2006-07 academic year at New Hampton Prep in New Hampton, New Hampshire... averaged 15 points and 10 rebounds for one of the top prep schools in New England... best game


for the Huskies was a 26-point, 7-rebound effort against The Patterson School in the National Prep Showcase... ranked as the No. 40 player in New England and No. 8 in New Hampshire by the New England Basketball Recruiting Report.

ST. AUGUSTINE HIGH SCHOOL: Averaged 19.4 points as a senior for Coach Mike Haupt at St. Augustine High School in San Diego... team went 33-1 and was state runnerup... earned first-team All-CIF and all-county honors... as a junior was second-team All-CIF.

PERSONAL: Born on March 18, 1987, in San Diego... parents are Andre Hardy and Velma Gray... his father played parts of three seasons in the NFL (1984, 85 and 87) as a running back with Philadelphia, Seattle and San Francisco, respectively.

Hardy's Career Statistics at Oral Roberts

Year	G-GS	FG-FGA	Pct	3FG-FGA	Pct	FT-FTA	Pct	Points	Avg	Off	Def	Reb	Avg	PF/D	Ast	TO	Blk	Stl	Min
'07-08	17- 0	26- 59	.441	0- 0	.000	18- 29	.621	70	4.1	24	38	62	3.6	22 / 0	6	15	1	5	194
'08-09	31- 4	81-177	.458	0- 0	.000	70-110	.636	232	7.5	64	107	171	5.5	70 / 0	15	49	2	18	663
Totals	48- 4	107-236	.453	0- 0	.000	88-139	.633	302	6.3	88	145	233	4.9	92 / 0	21	64	3	23	857



45

Sean Williams

C

6-11 240 Jr. TR Villa Park, CA

Syracuse

Sean Williams is a physically impressive transfer from Syracuse who will have to sit out the 2009-10 season... his reach from fingertip to fingertip measures 7 feet, 9 inches... played only 49 minutes in two seasons for the Orangemen after relatively unheralded career at Villa Park High School in California and Notre Dame Prep in Fitchburg, Massachusetts... father Sean Williams was Titans' starting center in 1991-92 and 1992-93 averaging 11.2 points and 6.0 rebounds for his career.

SYRACUSE: Sean appeared in 17 games over two seasons for a total of 49 minutes, scoring 6 points with 6 rebounds and 3 blocked shots.

NOTRE DAME PREP: Was rated 20th among graduating centers by Rivals.com and 28th at his position by Scout.com after playing at the tiny school in Massachusetts, which has won several national championships.

VILLA PARK HIGH SCHOOL: As a junior averaged 6.3 points and 3.0 rebounds with 50 blocked shots for a 29-5 team that reached the Southern California Regional Division II final.

PERSONAL: Born on Feb. 27, 1988, in Baltimore, Maryland... parents are Sean Williams and Melyssa Rouse... has two brothers (Jamal and Melven)... his father played in 52 games for the Titans, 41 as a starter in 1991-92 (for Coach John Sneed) and 1992-93 (for Coach Brad Holland)... his father holds the school record for blocked shots in a single season with 66 in 1992-93 and his two-year career total of 107 trails only four-year letterman Tony Neal at 115... his father later appeared in the movie "Blue Chips" and played for the Harlem Globetrotters as Sean "Elevator" Williams, entering the Guinness Book of Records in 1996 by dunking on a basket 11 feet, 8 inches tall at their training site in Orlando, Florida... the younger Sean played for Pump and Run and SCA travel teams... African-American studies major... most memorable sports moment was hitting a game-winning shot... likes to walk on the beach.

S. Williams' Career Statistics at Syracuse

Year	G-GS	FG-FGA	Pct	3FG-FGA	Pct	FT-FTA	Pct	Points	Avg	Off	Def	Reb	Avg	PF/D	Ast	TO	Blk	Stl	Min
'07-08	5- 0	3- 5	.600	0- 0	.000	0- 0	.000	6	1.2	0	2	2	0.4	2 / 0	0	2	2	0	22
'08-09	12- 0	0- 2	.000	0- 0	.000	0- 0	.000	0	0.0	0	4	4	0.3	6 / 0	3	2	1	0	27
Totals	17- 0	3- 7	.429	0- 0	.000	0- 0	.000	6	0.4	0	6	6	0.4	8 / 0	3	4	3	0	49

Rodney Anderson's freshman basketball season (1999-2000) at Cal State Fullerton was cut short by a random street shooting that left him paralyzed from the chest down. He was shot three times in the back and neck in the early evening on Mar. 2, 2000, near his Los Angeles home where he had gone for dinner and to counsel a troubled friend. A known gang member was charged with the crime in early October, 2000, convicted and incarcerated.



Rodney was hospitalized for a few months and continues physical therapy to this day. He returned to classes at Cal State Fullerton for the Spring, 2001, semester and has been a regular spectator at Titan games. He graduated in June, 2005, with a bachelors degree in human services, obtained a masters degree in 2008 and is now an athletic academic advisor for the Titans.

Rodney and his family were the deserving subjects of an *Extreme Makeover: Home Edition* by the popular ABC Television show. They were whisked off to the Bahamas for a week's vacation while two new homes were constructed to replace their 90-year-old home. Upon their return, a day later than normal due to weather and major technological improvements to the home, Rodney and his fiancée, Monique, were married in the front yard. In conjunction with the show, Rodney's jersey No. 4 was retired at a Dec. 8, 2004, ceremony in Titan Gym and is now displayed with the other notable jerseys (see page 72 for Greg Bunch and Leon Wood)



and championship banners. As a result of the original January, 2005, telecast, Rodney has received numerous offers to tell his inspirational story of perseverance against long odds.

While at Fullerton, Rodney played in 24 games and started one (at Saint Mary's on Nov. 30, 1999). He averaged 3.4 points and 1.4 rebounds. He scored a high of 9 points vs. Patten on Dec. 21 and had a high of 3 rebounds on three occasions.

WASHINGTON HIGH SCHOOL: Two-year varsity letterman at George Washington Prep in Los Angeles for Coach Andy Davis... Played point guard, off guard and small forward during his prep career... Averaged 13 points, 5 rebounds and 4 assists as a senior... Also played two seasons of varsity baseball as a centerfielder.

PERSONAL: Born on Sept. 9, 1981, in Los Angeles, California... Parents are Joseph and Martha Anderson... Has one older brother (Joseph) and three older sisters (Glenda, Thressa and Demetrius)... Most memorable sports thrill was making game-winning shot for a youth league championship.



Right: Rodney with his family including wife Monique, second from left.

Above, with TV host Ty Pennington and today.

Above right, during his Titan playing days.



OPPONENT DIRECTORY

HOPE INTERNATIONAL 'Royals'

Sat., Nov. 14 - Titan Gym, 6:05 p.m.

Location: Fullerton, Calif.
Colors: Blue, Grey & White
Arena/Capacity: Darling Pavilion (2,478)

Coach: Bill Czech, 1st yr.
Career Record: 0-0

Conference: Golden State Athletic (NAIA)
2008-09 Records: 4-24, 1-19 (11th place)
Basketball SID: Tim Gooszen
Phone: (714) 879-3901 x1650
Email: tgooszen@hiu.edu
Website: www.athletics@hiu.edu
Record vs. CSF: 0-4

CENTRAL ARKANSAS 'Bears'

Fri., Dec. 4 - at Nacogdoches, TX, 5:15 p.m. CST

Location: Conway, Ark.
Colors: Purple and Gray
Arena/Capacity: Farris Center (5,500)

Coach: Rand Chappell, 7th yr.
Career Record: 293-145

Conference: Southland
2008-09 Records: 10-19, 3-13 (T, 5th place, E.)
Basketball SID: Steve East
Phone:(501) 339-8215
Email: seast@uca.edu
Website: www.ucasports.com
Record vs. CSF: First meeting

OCCIDENTAL COLLEGE 'Tigers'

Sat., Dec. 12 - Titan Gym, 6:05 p.m.

Location: Los Angeles, Calif.
Colors: Black and Orange
Arena/Capacity: Rush Gymnasium (2,000)

Coach: Brian Newhall, 22nd yr.
Career Record: 313-216

Conference: Southern California
Intercollegiate Athletic (SCIAC)
2008-09 Records: 11-14, 7-7 (5th place)
Basketball SID: Tracy Maple
Phone:(323) 259-2724
Email: tmaple@oxy.edu
Website: www.oxyathletics.com
Record vs. CSF: 0-5

UCLA 'Bruins'

Mon., Nov. 16 - at Los Angeles, 9 p.m.

Location: Los Angeles, Calif.
Colors: Blue and Gold
Arena/Capacity: Pauley Pavilion (12,819)

Coach: Ben Howland, 7th yr.
Career Record: 320-153

Conference: Pac-10
2008-09 Records: 26-9, 13-5 (2nd place)
Basketball SID: Ryan Finney
Phone: (310) 206-4701
Email: rfinney@athletics.ucla.edu
Website: www.uclabruins.com
Record vs. CSF: 9-0

STEPHEN F. AUSTIN 'Lumberjacks'

Sat., Dec. 5 - at Nacogdoches, TX, 7:15 p.m. CST

Location: Nacogdoches, Texas
Colors: Purple, Red and White
Arena/Capacity:
William R. Johnson Coliseum (7,200)

Coach: Danny Kaspar, 10th yr.
Career Record: 377-156

Conference: Soutland
2008-09 Records: 24-8, 13-3 (1st place, East)
Basketball SID: Brian Ross
Phone:(936) 468-5800
Email: rossbrian@sfasu.edu
Website: www.sfajacks.com
Record vs. CSF: First meeting

WEBER STATE 'Wildcats'

Mon., Dec. 21 - at Logan, UT, 5:30 p.m. MST

Location: Ogden, Utah
Colors: Purple and White
Arena/Capacity: Dee Events Center (12,000)

Coach: Randy Rahe, 4th yr.
Career Record: 57-36

Conference: Big Sky
2008-09 Records: 21-10, 15-1 (1st place)
Basketball SID: Brad Larsen
Phone:(801) 626-6010
Email:blarsen3@weber.edu
Website: www.weberstatesports.com
Record vs. CSF: 3-1

NEW MEXICO STATE 'Aggies'

Tues., Nov. 24 - Titan Gym, 7:05 p.m.

Location: Las Cruces, New Mexico
Colors: Crimson and White
Arena/Capacity:
Pan American Center (12,482)

Coach: Marvin Menzies, 3rd yr.
Career Record: 38-29

Conference: Western Athletic
2008-09 Records: 17-15, 9-7 (T, 3rd place)
Basketball SID: Tiffany Franklin
Phone: (575) 646-3929
Email: tfrank@nmsu.edu
Website: www.NMStateSports.com
Record vs. CSF: 24-7

SAN DIEGO STATE 'Aztecs'

Wed., Dec. 9 - at San Diego, 7 p.m.

Location: San Diego, Calif.
Colors: Scarlet and Black
Arena/Capacity: Viejas Arena (12,414)

Coach: Steve Fisher, 11th yr.
Career Record: 357-222

Conference: Mountain West
2008-09 Records: 26-10, 11-5 (4th place)
Basketball SID: Mike May
Phone: (619) 594-5547
Email: mmay@mail.sdsu.edu
Website: www.GoAztecs.com
Record vs. CSF: 20-10

UTAH STATE 'Aggies'

Tues., Dec. 22, at Logan, UT, 8 p.m. MST

Location: Logan, Utah
Colors: Navy Blue and White
Arena/Capacity: Dee Glen Smith Spectrum
(10,270)

Coach: Stew Morrill, 12th yr.
Career Record: 485-229

Conference: Western Athletic
2008-09 Records: 30-5, 14-2 (1st place)
Basketball SID: Doug Hoffman
Phone: (435) 797-3714
Email: doug.hoffman@usu.edu
Website: www.UtahStateAggies.com
Record vs. CSF: 39-17

MOREHEAD STATE 'Eagles'

Wed., Dec. 23 - Logan, UT, 5:30 p.m. MST

Location: Morehead, Kentucky
Colors: Blue, Yellow and White
Arena/Capacity: Ellis T. Johnson Arena (6,500)

Coach: Donnie Tyndall, 4th yr.
Career Record: 47-49

Conference: Ohio Valley
2008-09 Records: 20-16, 12-6 (4th place)
Basketball SID: Drew Dickerson
Phone: (606) 783-2500
Email: a.dickerson@moreheadstate.edu
Website: www.msueagles.com
Record vs. CSF: First meeting

CAL STATE BAKERSFIELD 'Roadrunners'

Mon., Dec. 28 -- Titan Gym, 7:05 p.m.

Tues., Jan. 26 -- at Bakersfield, 7 p.m.

Location: Bakersfield, Calif.
Colors: Blue and Gold
Arena/Capacity: Rabobank Arena (10,000)

Coach: Keith Brown, 4th yr.
Career Record: 93-172

Conference: Independent Div. I
2008-09 Record: 8-21
Basketball SID: Kevin Gilmore
Phone: (661) 654-6071
Email: kgilmore@csub.edu
Website: www.gorunners.com
Record vs. CSF: 2-9

BIG WEST CONFERENCE MEMBERS

UC DAVIS 'Aggies'

Sat., Jan. 2 - at Davis, 7 p.m.

Sat., Mar. 6 - Titan Gym, 6:05 p.m.

Location: Davis, Calif.
Colors: Yale Blue and Gold
Arena/Capacity: The Pavilion (7,600)
Coach: Gary Stewart, 7th yr.
Career Record: 206-229
2008-09 Records: 13-19, 7-9 (T, 7th place)
Basketball SID: John McMahon
Phone: (530) 752-2663
Email: jmcMahon@ucdavis.edu
Website: www.ucdavisaggies.com
Record vs. CSF: 2-9

UC RIVERSIDE 'Highlanders'

Sat., Jan. 9 - at Riverside, 4 p.m.

Sat., Feb. 6 - Titan Gym, 6:05 p.m.

Location: Riverside, Calif.
Colors: Blue and Gold
Arena/Capacity: Student Rec. Center (3,168)
Coach: Jim Wooldridge, 3rd yr.
Career Record: 338-272
2008-09 Records: 17-14, 11-3 (T, 4th place)
Basketball SID: John Maxwell
Phone: (951) 827-5438
Email: john.maxwell@ucr.edu
Website: www.athletics.ucr.edu
Record vs. CSF: 15-20

CSU NORTHRIDGE 'Matadors'

Sat., Jan. 16 - Titan Gym, 6:05 p.m.

Sat., Feb. 13 - at Northridge, 7:05 p.m.

Location: Northridge, Calif.
Colors: Red, White and Black
Arena/Capacity: The Matadome (1,600)
Coach: Bobby Braswell, 13th yr.
Career Record: 185-171
2008-09 Records: 17-14, 11-3 (1st place)
Basketball SID: Bob Vazquez
Phone: (818) 677-2313
Email: robert.vazquez@csun.edu
Website: www.gomatadors.com
Record vs. CSF: 25-33

UC IRVINE 'Anteaters'

Sat., Jan. 30 - Titan Gym, 5:05 p.m.

Wed., Feb. 10 - at Irvine, 7:05 p.m.

Location: Irvine, Calif.
Colors: Blue and Gold
Arena/Capacity: Bren Center (5,000)
Coach: Pat Douglas, 13th yr.
Career Record: 559-292
2008-09 Records: 12-19, 8-8 (T, 4th place)
Basketball SID: Bob Olson
Phone: (949) 824-5814
Email: rkolson@uci.edu
Website: www.ucirvinesports.com
Record vs. CSF: 41-47

LONG BEACH ST. '49ers'

Thur., Jan. 7 - Titan Gym, 7:05 p.m.

Thur., Feb. 4 - at Long Beach, 8:05 p.m.

Location: Long Beach, Calif.
Colors: Black and Gold
Arena/Capacity: Walter Pyramid (4,200)
Coach: Dan Monson, 3rd yr.
Career Record: 191-163
2008-09 Records: 15-15, 10-6 (T, 2nd place)
Basketball SID: Todd Miles
Phone: (562) 985-7797
Email: tmiles@csulb.edu
Website: www.longbeachstate.com
Record vs. CSF: 58-39

CAL POLY 'Mustangs'

Thur., Jan. 14 - Titan Gym, 7:05 p.m.

Wed., Feb. 24 - at SLO, 7:30 p.m.

Location: San Luis Obispo, Calif.
Colors: Forest Green and Gold
Arena/Capacity: Mott Gym (3,032)
Coach: Joe Callero, 1st yr.
Career Record: 139-130
2008-09 Records: 7-21, 3-13 (9th place)
Basketball SID: Brian Thurmond
Phone: (805) 756-2410
Email: bthurmon@calpoly.edu
Website: www.gopoly.com
Record vs. CSF: 29-21

PACIFIC 'Tigers'

Thur., Jan. 21 - at Stockton, 7:05 p.m.

Thur., Mar. 4 - Titan Gym, 8:05 p.m.

Location: Stockton, Calif.
Colors: Black and Orange
Arena/Capacity: Spanos Center (6,150)
Coach: Bob Thomasson, 22nd yr.
Career Record: 416-290
2008-09 Records: 21-13, 10-6 (T, 2nd place)
Basketball SID: Mike Millerick
Phone: (209) 946-2479
Email: mmilleri@uop.edu
Website: www.pacificigers.com
Record vs. CSF: 44-33

UCSB 'Gauchos'

Sat., Jan. 23 - at Santa Barbara, 7 p.m.

Wed., Feb. 17 - Titan Gym, 7:05 p.m.

Location: Santa Barbara, Calif.
Colors: Blue and Gold
Arena/Capacity: The Thunderdome (6,000)
Coach: Bob Williams, 12th yr.
Career Record: 368-246
2008-09 Records: 16-15, 8-8 (T, 4th place)
Basketball SID: Bill Mahoney
Phone: (805) 893-3428
Email: bill.mahoney@athletics.ucsb.edu
Website: www.ucsbgauchos.com
Record vs. CSF: 35-33

SERIES HISTORIES

Cal Poly SLO

Cal Poly leads, 29-21
 (site records since '96-97)
Titan Gym: CSF is 5-8
Mott Gym: CSF is 7-6
Anaheim Conv. Center: CSF is 0-1

1960-61	W	80-78
1961-62	W	78-70
1964-65	L	79-93
	L	83-107
1965-66	W	86-77
1966-67	W	83-71
	L	77-97
1967-68	L	84-96
	L	81-108
1968-69	L	88-89
	W	81-67
1969-70	L	76-84
	W	77-76
1970-71	W	72-66
	L	82-99
	L	76-79
1971-72	W	82-79
	L	82-91
	L	90-110
1972-73	W	83-58
	L	61-72
1973-74	L	52-53 OT
	L	49-52 OT
1996-97	W @	82-77 Mott
	W	110-98 TGym
1997-98	L	84-87
	L @	94-96
1998-99	L @	81-101
	L	80-90
1999-00	L @	79-108
	L	83-87
2000-01	W @	85-77
	L	60-62
2001-02	L	60-61
	W @	64-62
2002-03	L @	44-65
	W	88-85 OT
2003-04	L @	71-80
	W	90-83
2004-05	W	92-69
	W @	78-76
2005-06	L	70-83
	L @	72-76
2006-07	W @	99-91
	L	80-90
	L	56-81 ACC
2007-08	W	78-64
	W @	80-67
2008-09	W @	86-82
	L	72-75

Cal State Bakersfield

Fullerton leads, 9-2
Titan Gym: CSF is 5-1
Rabobank Arena: CSF is 2-0

1972-73	L @	54-69
	L	57-64
1973-74	W	76-63
	W @	37-35
1974-75	W @	64-59
1975-76	W	101-69
1986-87	W	83-46
2007-08	W	92-75
	W @	84-80 Rabo
2008-09	W	87-64
	W @	78-73

Cal State Northridge

Fullerton leads, 33-25
 (site records since '89-90)
Titan Gym: CSF is 7-4
Matadome: CSF is 7-3
Anaheim Conv. Center: CSF is 2-1

1960-61	W	68-64
	W	71-58
1961-62	W	66-50
	W	101-98 OT
1962-63	W	74-71 OT
	W	93-75
	W	82-73
1963-64	W	93-64
	L	93-117
1964-65	L	59-94
	L	63-95
1965-66	L	93-103
	W	91-87
1966-67	L	86-94
	L	94-102
	L	89-99
1967-68	L	76-86
	L	90-92
1968-69	W	74-71
	W	83-76
1969-70	L	79-81
	W	89-83
	L	81-95
1970-71	L	82-88
	L	61-81
1971-72	L	72-82
	L	72-83
1972-73	L	61-67
	W	64-63
	W	89-72
1973-74	W	64-56
	L @	73-90
1974-75	W	84-54
1976-77	W @	87-56
1989-90	W	81-70 TGym

1991-92	W	82-61
1992-93	W @	75-68 M'dome
1994-95	W	80-71
1995-96	L @	76-77
2001-02	L @	68-92
	L	59-73
2002-03	W	70-54
	L @	62-70
2003-04	L	55-61
	W @	95-70
	L	70-80 ACC
2004-05	W @	71-70 OT
	W	72-70
2005-06	W @	83-78
	W	81-63
	W	73-63 ACC
2006-07	W	76-72
	W @	75-73
2007-08	W @	80-72
	L	74-82
	W	83-68 ACC
2008-09	L	64-90
	W @	91-87

Hope International

Fullerton leads, 4-0
Titan Gym: CSF is 4-0

2004-05	W	107-73
2005-06	W	97-52
2006-07	W	98-65
2008-09	W	106-60

Long Beach State

Long Beach leads, 58-39
Titan Gym: CSF is 21-16
Anaheim Conv. Center: CSF is 2-5
CSULB Gym: CSF was 3-14
Forum: CSF was 0-1
LB Arena: CSF was 5-10
Walter Pyramid: CSF is 5-10

1960-61	W @	73-68 Gym
	L	76-77 FJC
1961-62	L @	77-85 Gym
	W	82-77 FJC
1962-63	W	100-89 FJC
	L @	88-89 Gym
1963-64	L @	61-77 Gym
	W	84-80 FJC
1964-65	L @	56-93 Gym
	L	77-114
1965-66	W	82-64
	L @	81-95 Gym
	W	70-68
1966-67	L	64-88
	L @	68-79 Gym

1967-68	L @	67-86 Gym
	L	78-80
1968-69	L	58-79
	L @	66-74 Gym
1971-72	L @	83-103 Gym
1974-75	L	67-76
	L @	53-73 Arena
1975-76	W	55-54
	L @	66-68 OT Arena
1976-77	L @	67-74 Arena
	W	78-73
	L	64-65 ACC
1977-78	W	83-81 ACC
	L @	84-88 Arena
	W	64-53 ACC
1978-79	W @	81-77 OT Arena
	L	69-70 ACC
	L	70-79 ACC
1979-80	L @	40-51 Arena
	L	75-80 ACC
1980-81	L @	56-71 Arena
	W	60-47
1981-82	L @	56-59 Arena
	W	77-76
1982-83	W	90-60
	W @	79-65 Arena
	L	59-61 Forum
1983-84	L @	50-52 4OT Arena
	W	73-51
1984-85	W @	82-71 Arena
	W	69-60
1985-86	W	85-80 OT
	W @	75-58 Arena
1986-87	W @	80-65 Arena
	W	72-67
1987-88	L @	69-76 Gym
	W	93-70
1988-89	L	66-83
	W @	68-66 OT Gym
1989-90	W @	90-79 Gym
	L	69-70 OT
1990-91	L	76-94
	L @	83-88 Gym
1991-92	W	78-77
	L @	71-85 Gym
	L	71-77 Arena
1992-93	L @	58-72 Gym
	W	68-61
	L	68-80 Arena
1993-94	L @	69-91 Gym
	L	87-96
1994-95	L	70-79
	L @	57-73 Pyramid
1995-96	L @	66-79
	L	56-73
1996-97	W	78-75
	L @	61-72

1997-98	W @ 61-52
	W @ 92-70
1998-99	W @ 66-64 OT
	W @ 74-65
1999-00	L @ 82-98
	L @ 75-88
2000-01	L @ 54-78
	L @ 68-69
2001-02	L @ 60-68
	L @ 60-77
2002-03	W @ 57-53 OT
	L @ 73-79
2003-04	W @ 74-66
	W @ 77-76
2004-05	W @ 88-71
	L @ 63-66
2005-06	L @ 96-97 OT
	L @ 79-88
	L @ 91-94 ACC
2006-07	L @ 85-95
	L @ 84-94
2007-08	W @ 91-75
	W @ 85-51
2008-09	W @ 61-60
	L @ 74-75

New Mexico State
NMSU leads, 24-7
Titan Gym: CSF is 5-10
Pan Am Center: CSF 2-14

1983-84	L @ 63-76
	L @ 81-82
1984-85	L @ 63-70
	W @ 84-53
1985-86	L @ 61-68 OT
	L @ 57-59 OT
1986-87	W @ 66-58 OT
	W @ 63-59
1987-88	L @ 37-41
	W @ 61-59
1988-89	L @ 60-65
	L @ 56-60
1989-90	L @ 58-75
	L @ 62-65
1990-91	W @ 89-81
	L @ 74-80
1991-92	L @ 67-69
	L @ 60-63
1992-93	L @ 67-78
	L @ 70-78
1993-94	L @ 64-77
	L @ 68-85
1994-95	L @ 58-66
	L @ 74-106
1995-96	W @ 85-72
	W @ 68-83

1996-97	L @ 72-76
1997-98	L @ 87-89 2OT
1998-99	L @ 54-61
1999-00	L @ 65-80
2008-09	L @ 86-94

Occidental
Fullerton leads, 5-0
(earlier sites unknown)

1961-62	W @ 76-63
1968-69	W @ 75-52
1970-71	W @ 92-87
1979-80	W @ 66-41 TGym
2003-04	W @ 83-63

Pacific
Pacific leads, 44-33
Titan Gym: CSF is 23-13
Spanos Center: CSF is 8-20
Civic Auditorium: CSF was 0-9
LB Arena: CSF was 0-1
Anaheim Conv. Center: CSF is 2-1

1973-74	L @ 54-67
1974-75	L @ 75-80
	W @ 52-49
1975-76	L @ 65-73
	W @ 54-42
	L @ 64-72
1976-77	W @ 72-53
	L @ 78-84
	W @ 79-68
1977-78	W @ 79-61
	L @ 62-71
1978-79	W @ 81-63
	L @ 52-62
1979-80	L @ 56-74
	L @ 69-76
	L @ 58-70 ACC
1980-81	L @ 66-71
	W @ 76-75
1981-82	W @ 74-65 Spanos
	W @ 82-65
	W @ 64-52 ACC
1982-83	W @ 62-56
	W @ 90-62
1983-84	W @ 67-59
	W @ 67-49
1984-85	W @ 86-64
	W @ 79-59
1985-86	L @ 46-50
	L @ 77-85 OT
1986-87	L @ 55-58
	W @ 59-56

1987-88	W @ 75-60
	W @ 72-60
1988-89	W @ 79-75 OT
	W @ 72-69
1989-90	W @ 76-63
	L @ 73-78
1990-91	L @ 73-75 OT
	W @ 77-74
	L @ 67-74 Arena
1991-92	L @ 69-73
	W @ 76-62
1992-93	W @ 71-58
	L @ 53-56
1993-94	L @ 69-76 OT
	L @ 66-97
1994-95	L @ 62-78
	W @ 69-63
1995-96	W @ 79-69 OT
	L @ 63-87
1996-97	L @ 60-67
	L @ 57-81
1997-98	L @ 68-86
	L @ 57-71
1998-99	W @ 68-64
	L @ 59-75
1999-00	L @ 54-59
	L @ 53-68
2000-01	L @ 50-79
	L @ 50-63
2001-02	L @ 48-82
	L @ 61-67
2002-03	L @ 61-62
	W @ 55-52
2003-04	L @ 64-66 OT
	L @ 62-78
2004-05	L @ 88-94
	L @ 88-92
2005-06	L @ 74-83
	L @ 62-67
2006-07	W @ 76-70
	W @ 82-77
	W @ 100-92 2OT ACC
2007-08	L @ 82-89
	W @ 92-78
2008-09	L @ 62-77
	L @ 51-70

San Diego State
SDSU leads, 20-10
Titan Gym: CSF is 5-8
Cox Arena: CSF is 1-1

1963-64	L @ 64-94
	L @ 64-89
1964-65	L @ 71-96
	L @ 59-96
1965-66	L @ 86-87
	L @ 72-105
1966-67	L @ 64-80
	L @ 68-97
1967-68	L @ 74-87
	L @ 60-84
1968-69	W @ 65-59
	W @ 76-62
1969-70	L @ 60-75
	L @ 66-112
1974-75	L @ 65-72
	W @ 72-71
1975-76	L @ 60-63
	W @ 71-61
1976-77	L @ 70-73
	L @ 59-61
1977-78	L @ 69-94
	L @ 70-76
	W @ 64-50 ACC
1979-80	W @ 68-53
1980-81	L @ 64-70 ACC
1994-95	W @ 83-73 OT
1995-96	W @ 85-83
1998-99	W @ 79-76
1999-00	W @ 72-66 Cox
2004-05	L @ 60-63

UC Davis
Fullerton leads, 9-2
Titan Gym: CSF is 4-1
The Pavilion: CSF is 4-1
(1961-62 site unknown)

1961-62	W @ 85-56
2004-05	W @ 89-61
	W @ 79-55
2005-06	W @ 94-92 3OT
	W @ 81-63
2006-07	W @ 84-77
	L @ 68-77
2007-08	W @ 88-66
	W @ 94-74
2008-09	L @ 74-85
	W @ 106-95

SERIES HISTORIES

UC Irvine

Fullerton leads, 47-41
Titan Gym: CSF is 17-15
 (since '77-78)
Anaheim Conv. Ctr.: CSF is 3-0
Bren Center: CSF is 12-11
 (sites unknown prior to 1977-78)

1965-66	L	68-74	
	W	85-83	
1966-67	L	72-82	
	L	72-98	
1967-68	L	70-80	
1968-69	L	73-89	
1969-70	L	65-80	
	L	79-84	
	L	68-70	
1970-71	L	50-68	
	W	70-69	
	W	84-82	
	L	72-77	
1972-73	W	70-64	
	W	95-76	
1973-74	L	60-78	
1976-77	W	74-55	
1977-78	W @	88-59	Crawford
	W	83-75	
1978-79	W @	73-57	
	W	76-55	
1979-80	W	68-53	
	W @	63-62	
1980-81	L @	84-99	
	L	69-75	
1981-82	L @	49-50	
	W	68-62	3OT
	W	62-61	ACC
1982-83	W	86-76	
	W @	98-74	ACC
1983-84	L	80-81	
	L @	69-72	
1984-85	W @	89-80	
	W	84-74	
	W	79-68	Forum
1985-86	W	66-54	
	W @	78-68	
	W	66-58	Forum
1986-87	L	70-76	
	L @	69-78	OT Bren
	W	92-81	Forum
1987-88	L	73-81	
	L @	65-70	
1988-89	L	73-77	
	W @	78-75	
1989-90	W	82-55	
	L @	76-94	
	W	82-63	Arena
1990-91	L	87-92	
	L @	92-96	

1991-92	W @	86-83	
	W	86-68	
1992-93	W @	61-59	
	L	86-88	
1993-94	L	71-77	
	W @	101-95	
1994-95	W @	74-68	
	L	83-91	
	L	69-76	T&M
1995-96	W	81-73	
	L @	75-85	
1996-97	W @	89-57	
	W	84-69	
1997-98	W @	51-48	
	W	85-66	
1998-99	W @	64-47	
	W	104-97	
1999-00	W @	76-64	
	L	71-88	
2000-01	L	54-62	
	L @	55-58	
2001-02	L @	58-68	
	L	46-72	
2002-03	W	66-65	OT
	L @	52-72	
2003-04	L @	67-74	
	W	70-63	
2004-05	L	81-97	
	W @	71-70	
2005-06	L	59-67	
	L @	68-83	
2006-07	W @	71-68	
	W	75-60	
2007-08	W	93-83	
	W @	74-66	
	W	81-66	ACC
2008-09	L @	74-78	OT
	L	62-65	

UCLA

UCLA leads, 9-0
Pauley Pavilion: UCLA is 9-0

1986-87	L @	71-72	
1987-88	L @	65-74	
1989-90	L @	75-87	
1991-92	L @	80-86	
1992-93	L @	82-90	
1994-95	L @	65-99	
1995-96	L @	63-79	
1997-98	L @	91-120	
2006-07	L @	54-78	

UC Riverside

Fullerton leads, 20-15
 (site records since '84-85)
Titan Gym: CSF is 7-3
Student Rec. Center: CSF is 4-5
Anaheim Conv. Ctr.: CSF is 2-0

1960-61	W	110-60	
	W	86-62	
1965-66	L	76-87	
	W	83-77	
1969-70	L	77-101	
	W	92-75	
1970-71	W	84-80	
	L	71-79	
1971-72	L	92-109	
	W	87-82	
1972-73	L	47-59	
	L	49-57	
1973-74	L @	60-68	
	W	84-78	
1984-85	W	75-60	
2000-01	L @	52-59	Rec. Ctr.
	W	70-59	
2001-02	L @	60-68	
	L	58-70	
2002-03	L	41-47	
	W @	74-64	
2003-04	L @	60-64	
	W	69-66	
2004-05	W	74-71	
	W @	76-55	
2005-06	W @	90-79	
	L	73-78	OT
2006-07	W	98-58	
	L @	76-82	
2007-08	W @	77-47	
	W	72-61	
	W	81-69	ACC
2008-09	W	58-52	
	L @	60-63	
	W	59-46	ACC

SITE KEY

ACC = Anaheim Convention Center
 Arena = Long Beach Arena
 Forum = Great Western Forum
 FJC = Fullerton JC gym
 Gym = CSULB campus gym
 Pyramid = Walter Pyramid
 T&M = Thomas & Mack Center
 TGym = Titan Gym
 Reno = Lawlor Events Center
 Crawford = Crawford Hall at UCI

UC Santa Barbara

UCSB leads, 35-33
Titan Gym: CSF is 18-15
Events Center: CSF is 11-19
Robertson Gym: CSF was 3-0
Anaheim Conv. Ctr.: CSF is 1-1

1976-77	W @	73-68	Rob Gym
	W	80-72	
1977-78	W	56-54	
	W @	85-67	
1978-79	W @	76-62	
	W	81-76	
1979-80	L	67-80	
	W @	66-58	Event Ctr.
1980-81	L @	56-57	OT
	L	58-64	OT
1981-82	W @	42-41	
	W	70-59	
1982-83	W @	84-58	
	W	81-60	
1983-84	W	68-56	
	W @	77-57	
1984-85	W	80-72	
	L @	69-85	
1985-86	L @	39-52	
	W	66-62	
1986-87	L	47-55	
	L @	58-69	
1987-88	L	55-67	
	L @	56-57	
1988-89	L @	59-69	
	W	74-69	
1989-90	L @	64-72	OT
	L	70-75	
1990-91	L @	55-76	
	W	76-61	
1991-92	L	58-64	
	L @	58-68	
1992-93	W @	72-68	OT
	W	66-64	
1993-94	W @	66-57	
	W	79-63	
1994-95	W	62-61	
	L @	69-80	
1995-96	L @	62-65	
	L	72-85	
1996-97	L @	76-83	
	W	74-60	
1997-98	L	81-87	
	W @	76-70	
1998-99	L @	54-73	
	L	75-80	
1999-00	L @	53-81	
	L	67-82	
2000-01	L	71-74	
	L @	69-94	
2001-02	L	62-64	
	L @	52-54	
2002-03	W @	57-55	OT
	L	60-63	
2003-04	L @	44-77	
	L	95-98	2OT

2004-05	W	68-59
	W @	66-57
	W	66-55 ACC
2005-06	W	73-59
	W @	80-76
2006-07	L @	76-84
	W	79-73
2007-08	L	72-87
	L @	80-83
2008-09	W @	62-58
	W	72-65
	L	64-73 ACC

Utah State

USU leads, 39-17

Titan Gym: CSF is 14-9

Anaheim Conv. Center: CSF is 0-5

The Spectrum: CSF is 2-24

Reno: CSF was 0-1

LB Arena: CSF was 1-0

1972-73	L @	60-115
1978-79	L @	70-85
	L	64-66
1979-80	W @	96-88
	L	67-69 ACC
1980-81	L	67-68 ACC
	L @	73-77
1981-82	W @	72-68
	W	66-63
1982-83	L @	59-67
	W	75-71
1983-84	W	82-65
	L @	66-71
1984-85	W	73-72
	L @	63-73
1985-86	L @	76-82 OT
	L	68-74
1986-87	L @	95-96 2OT
	W	94-71
1987-88	L @	72-75
	W	80-77
1988-89	W	96-87
	L @	80-90
	W	87-86 OT Arena

1989-90	L @	82-83 OT
	W	88-77
1990-91	W	93-91
	L @	63-74
1991-92	L @	72-89
	W	111-99 OT
1992-93	W	91-71
	L @	61-86
1993-94	L @	50-59
	L	52-59
1994-95	L	73-84
	L @	71-103
1995-96	L @	49-73
	L	53-66
1996-97	L	80-91
1997-98	L @	44-69
	L	56-65 Reno
1998-99	W	88-78
1999-00	L @	70-82
2000-01	L	52-76
	L @	46-58
	L	43-74 ACC
2001-02	W	65-51
	L @	45-60
2002-03	L @	60-61
	L	41-62
	L	83-89 OT ACC
2003-04	L	49-57
	L @	61-87
2004-05	L @	60-84
	W	64-60
	L	77-84 ACC

Weber State

WSU leads, 3-1

Titan Gym: CSF is 0-1

1962-63	L	78-86
	W	112-93
1987-88	L @	77-81
1988-89	L	77-88

Numbers of Distinction



Eight symbolic basketball jerseys -- with a ninth set to go up this season -- adorn the northern wall of Titan Gym. The display was funded by the Titan Hoop Club and the Titan Athletic Club. Jersey No. 2 is Scott Cutley, No. 4 is Rodney Anderson, No. 20 is Leon Wood, No. 25 is Bruce Bowen, No. 30 is Greg Bunch, No. 31 is Cedric Ceballos and two No. 40s are Nancy Dunkle and Eugenia Miller. Joining the group this season will be Josh Akognon's No. 1.

Div. I Titans in Overtime Games

Year	W-L
1974-751-0
1975-760-1
1976-770-1
1977-781-0
1978-792-0
1979-801-0
1980-810-4
1981-822-1
1982-830-0
1983-840-4
1984-851-1
1985-861-4
1986-871-3
1987-881-0
1988-895-1
1989-901-3
1990-912-1
1991-922-0
1992-931-1
1993-940-1
1994-951-1
1995-962-1
1996-970-1
1997-980-1
1998-991-0
1999-000-0
2000-010-0
2001-021-1
2002-035-1
2003-040-4
2004-053-0
2005-061-3
2006-072-0
2007-081-0
2008-091-1
Totals40-40

Breakdowns

Single Overtime..... 36-33
 Last L, 74-78, at UCI, 1/3/09
 Last W, 92-84, vs. Charlotte, 11/20/08

Double Overtime..... 2-5
 L 68-69 vs. Fresno State, '83-84
 L 95-96 @Utah State, '86-87
 L 65-66 vs. New Orleans, '88-89
 L 87-89 @N. Mexico St., '97-98
 W 62-59 vs. Idaho, '02-03
 L 95-98 vs. UCSB, '03-04
 W 100-92 vs. Pacific, '06-07

Triple Overtime..... 2-0
 W 68-62 vs. UC Irvine, '81-82
 W 94-92 @ UC Davis, '05-06

Quadruple Overtime ... 0-2
 L 50-52 @Long Beach St., '83-84
 L 92-97 vs. San Jose St., '84-85

Longest Win/Lose Streaks vs. Big West Opponents

Longest Winning Streak vs.:

- Cal Poly
 - 3 games -
 - 2003-04 to 2004-05;
 - 2007-08 to 2008-09
- Cal State Northridge
 - 8 games -
 - 1960-61 to 1963-64;
 - 2004-05 to 2007-08
- Long Beach State
 - 7 games -
 - 1983-84 to 1986-87
- Pacific
 - 10 games -
 - 1980-81 to 1984-85
- UC Davis
 - 6 games -
 - 1961-62 to 2006-07
- UC Irvine
 - 7 games -
 - 1976-77 to 1979-80;
 - 1996-97 to 1999-2000
- UC Riverside
 - 4 games -
 - 2003-04 to 2005-06;
 - 2007-08 to 2008-09
- UC Santa Barbara
 - 7 games -
 - 1981-82 to 1984-85

Longest Losing Streak vs.:

- Cal Poly
 - 6 games -
 - 1997-98 to 1999-2000
- Cal State Northridge
 - 6 games -
 - 1969-70 to 1972-73
- Long Beach State
 - 9 games -
 - 1966-67 to 1974-75
- Pacific
 - 8 games -
 - 1998-99 to 2002-03
- UC Davis
 - 1 game -
 - 2008-09 most recent
- UC Irvine
 - 8 games -
 - 1966-67 to 1970-71
- UC Riverside
 - 3 games -
 - most recent:
 - 2001-02 to 2002-03
- UC Santa Barbara
 - 8 games -
 - 1998-99 to 2001-02

OPPONENTS



**2 Corporate Park, Suite 206, Irvine, CA 92606
(949) 261-2525 / 2528 Fax • www.bigwest.org**

- Commissioner: Dennis Farrell
- Senior Associate Commissioner: Rob Halvaks
- Associate Commissioner: Jody McRoberts
- Assistant Commissioner / Compliance: Erica Montebaro
- Assistant Commissioner / Marketing: Mike Daniels
- Information Director: Mike Villamor
- Associate Information Director: Julie St. Cyr
- Assistant Information Director: Chris Hargraves
- Director of Video Services: Steve Chen
- Administrative Assistants: Patricia Sampson & Beth Holtermann
- Supervisor of Men's Basketball Officials: John Dangleis

The Big West Conference is in its 41st season of sponsoring men's basketball and its third with a nine-member, all-California lineup. Founded in 1969-70 as the Pacific Coast Athletic Association when it consisted of six California schools, the league returned in 2006-07 to its coastal roots after allegiances with numerous Rocky Mountain states and Texas.

During the past 40 years, six of the current members -- Long Beach State, Cal State Fullerton, Pacific, UC Santa Barbara, Cal State Northridge and UC Irvine -- have claimed or shared a regular season title. Five current members -- Long Beach State, Cal State Fullerton, Pacific, Cal State Northridge and UC Santa Barbara -- have won the post-season tournament title and gained an automatic berth into the NCAA Tournament.

The post-season tournament will be staged for the tenth consecutive year and 25th overall at the Anaheim Convention Center from Mar. 10-13. It is held in conjunction with the women's tournament and, for the sixth year, will feature a weighted bracket favoring the higher seeds. The fifth through eighth seeds meet in the opening round for the opportunity to face the Nos. 3 and 4 seeds in the quarterfinals. The survivors tackle the top two seeds in the semifinals with the winners meeting in the championship game which will be carried on ESPN2.

The Big West has been home to one NCAA Champion (UNLV in 1990) and one NIT titlist (Fresno State in 1983). The conference also has had a team representing it in the NCAA Tourney for each of its 40 years of existence. Nine times the conference has had multiple representatives including 2004-05 in Pacific and Utah State.

Several Big West alumni have gone on to enjoy successful NBA careers. In 1998, the No. 1 pick in the NBA Draft came out of the Big West in Pacific center Michael Olowokandi, who was picked by the L.A. Clippers. Other NBA stars who launched their careers in the Big West include Larry Johnson, Bryon Russell, Brian Shaw, Lucious Harris, Cedric Ceballos and Bruce Bowen. The newest Big West alum to break into an NBA box score was Cal State Fullerton product Bobby Brown, who scored 7 points with 1 rebound and 1 assist for the Sacramento Kings on Oct. 31, 2008, at Miami.

FINAL 2008-09 BIG WEST CONFERENCE STANDINGS

	Conference					Overall					
	W	L	Pct.	Home	Road	W	L	Pct.	Home	Away	Neut.
Cal St. Northridge	11	5	.688	6-2	5-3	17	14	.548	10-2	5-11	2-1
Pacific	10	6	.625	6-2	4-4	21	13	.618	12-4	7-7	2-1
Long Beach St.	10	6	.625	5-3	5-3	15	15	.500	9-5	6-9	0-1
UC Riverside	8	8	.500	6-2	2-6	17	13	.567	11-2	6-10	0-1
UC Santa Barbara	8	8	.500	6-2	2-6	16	15	.516	10-4	3-10	3-1
UC Irvine	8	8	.500	5-3	3-5	12	19	.387	6-7	5-10	1-2
Cal St. Fullerton	7	9	.438	2-6	5-3	15	17	.469	6-6	7-7	2-4
UC Davis	7	9	.438	3-5	4-4	13	19	.406	5-8	5-9	3-2
Cal Poly	3	13	.188	0-8	3-5	7	21	.250	3-12	3-8	1-1

2008-09

All-Conference Teams
(selected by the coaches)

FIRST TEAM

- Josh Akognon, Fullerton**
- Larry Anderson, Long Beach
- Kyle Austin, UC Riverside
- Chris Devine, UC Santa Barbara
- Vince Oliver, UC Davis
- Tremaine Townsend, Long Beach

SECOND TEAM

- Joe Harden, UC Davis
- Michael Kirby, Pacific
- Mark Payne, UC Davis
- Titus Shelton, Cal Poly
- Eric Wise, UC Irvine

HONORABLE MENTION

- Gerard Anderson, Fullerton**
- Anthony Brown, Pacific
- Stephan Gilling, Long Beach
- Rob Haynes, Northridge
- Michael Hunter, UC Irvine
- Josh Jenkins, Northridge
- Lorenzo Keeler, Cal Poly
- Bryan LeDuc, Pacific
- Donovan Morris, Long Beach
- T. J. Robinson, Long Beach
- Chad Troyer, Pacific

ALL-FRESHMEN TEAM

- Larry Anderson, Long Beach
- T. J. Robinson, Long Beach
- Jacques Streeter, Fullerton**
- Casper Ware, Long Beach
- Eric Wise, UC Irvine

PLAYER OF THE YEAR

- Josh Akognon, Fullerton**

FRESHMAN OF THE YEAR

- Larry Anderson, Long Beach

COACH OF THE YEAR

- Bobby Braswell, CSU Northridge

DEFENSIVE PLAYER OF THE YEAR

- Joe Ford, Pacific

BEST SIXTH MAN

- Bryan LeDuc, Pacific

BEST HUSTLE

- Chris Devine, UC Santa Barbara

ALL-TOURNAMENT TEAM

- Rodrigue Mels, Northridge (MVP)
- Tremaine Townsend, Northridge
- Bryan LeDuc, Pacific
- Chad Troyer, Pacific
- Josh Akognon, Fullerton**
- Chris Devine, UC Santa Barbara

OPPONENTS



Big West Basketball



Ticket Prices

All Session Tickets

All-Session Pass Premium	\$70
All-Session Pass	\$50

Single Session Tickets

Women's First Round, G.A.	\$12
Women's Quarterfinals, G.A.	\$12
Women's Semifinals, G.A.	\$20
Women's Championship Game, G.A.	\$20
Men's First Round, G.A.	\$20
Men's Quarterfinals, G.A.	\$20
Men's Semifinals, Reserved	\$28
Men's Championship Game, Reserved	\$28
High School Students & Under	\$8
Big West Students - Any Session	\$8
Group Sales Adult Price (10 or more)	\$18
First Game Vouchers Adult	\$10
First Game Vouchers Student/Youth	\$5

The 2009-10 season marks the **35th** year the Big West Conference has held a post season basketball tournament for the men and the **27th** year for the women.

The Big West Basketball Tournament is the longest running collegiate basketball tournament in the West. The annual conference tournament will be held at the Anaheim Convention Center for the tenth consecutive year. Be a part of all the excitement as the 14-game event features **four** days of thrilling basketball action with two Big West Conference titles on the line, as well as automatic berths to the NCAA tournaments. The 2010 edition begins Wednesday, March 10th and runs through Saturday, March 13th, highlighted with exciting Big West festivities throughout the week. All-Session tickets and First Game Vouchers are on sale now. Single-Session tickets will go on sale Tuesday, February 23, 2010.

For Big West Tournament Ticket Information, visit the conference website at www.bigwest.org or contact your favorite Big West school's Ticket Office.

<u>Day, Date</u>	<u>Round</u>	<u>(TV) Start Time</u>
Wednesday, March 10	First Round (#5 vs. #8 and #6 vs. #7)	6:00 pm
Thursday, March 11	Quarterfinals (#3 and #4 vs. Wed. winners)	6:00 pm
Friday, March 12	Semifinals (#1 and #2 vs. Thur. winners)	(ESPNU) 6:30 pm
Saturday, March 13	Tournament Championship	(ESPN2) 7:00 pm

All-Session tickets & First Game Vouchers on sale now!
Single Session tickets on sale February 23, 2010

OPPONENTS

Catch The Big West ShootOut/Tour

The **2009-10 Big West Basketball ShootOut & Tour** hits each campus twice from January to March this basketball season. The tour brings the excitement of the tournament to each campus through a photo collage and an audio/visual presentation. Fans will be able to purchase tournament tickets, merchandise, and win free prizes from Big West sponsors.

The Basketball ShootOut is in its third season. The ShootOut is a basketball shooting competition available to all Big West students. Over 660 teams competed last year, a 73% increase over the competition's inaugural year. There are three divisions: Men, Women, Co-Ed. The co-ed finals take place at halftime of a men's basketball game on the second date of the tour stop. Each co-ed campus champion then wins a trip to Anaheim to compete in the Basketball ShootOut finals with the winning team earning a \$5,000 grand prize. Don't miss out on this great opportunity to be a part of the action.

Tour Dates

UC Irvine	January 26 & 28
UC Riverside	February 2 & 4
UC Santa Barbara	February 9 & 13
Cal Poly	February 10 & 11
Cal State Northridge	February 16 & 17
UC Davis	February 23 & 25
Pacific	February 24 & 25
Cal State Fullerton	March 1 & 4
Long Beach State	March 2 & 5



Watch Big West Basketball on BIGWEST.TV

All men's and women's basketball home games will be available once again this year on BigWest.TV. The Big West Conference has partnered with CBS College Sports to bring live coverage of Big West sports to your home. Subscribe for just \$9.95 per month or \$79.95 annually to get exclusive coverage of Big West events delivered right to your computer. If you can't make it to the gym, you can still watch all the action at www.BigWest.TV.



**MARCH
10-13, 2010**

**ANAHEIM
CONVENTION
CENTER
ARENA**



PREVIOUS TOURNAMENT RESULTS

1976 - Stockton Civic Auditorium

1st Round:
San Diego State 67, San Jose State 64
Pacific 72, **Fullerton 64**

Championship:
San Diego State 76, Pacific 64

1977 - Seeded Sites & Anaheim CC

1st Round: (at seeded sites)
Pacific 68, at **Fullerton 79**
UCSB 52, at San Jose State 71
Fresno State 41, at San Diego State 51

Semifinals: (at Anaheim Convention Center)
San Jose State 75, San Diego State 74
Long Beach State 65, **Fullerton 64** (OT)

Championship:
Long Beach State 76, San Jose State 63

1978 - Anaheim Convention Center

1st Round:
Long Beach State 84, Pacific 82
Fullerton 88, San Jose State 78
San Diego State 96, UCSB 70

Semifinals:
Fullerton 64, San Diego State 50
Long Beach State 68, Fresno State 62 (OT)

Championship:
Fullerton 64, Long Beach State 53

1979 - Anaheim Convention Center

1st Round:
Fresno State 75, UCSB 62
Utah State 85, San Jose State 78
Long Beach State 79, **Fullerton 70**
Pacific 57, UC Irvine 52

Semifinals:
Pacific 74, Long Beach State 69
Utah State 85, Fresno State 74

Championship:
Pacific 82, Utah State 73

1980 - Anaheim Convention Center

1st Round:
San Jose State 73, UCSB 66
Long Beach State 64, UC Irvine 56
Pacific 70, **Fullerton 58**

Semifinals:
San Jose State 94, Utah State 68
Long Beach State 72, Pacific 70

Championship:
San Jose State 57, Long Beach State 55

1981 - Anaheim Convention Center

1st Round:
San Jose State 63, **Fullerton 54**
Long Beach State 83, Pacific 77
Utah State 93, UC Irvine 90

Semifinals:
Fresno State 71, Utah State 57
San Jose State 64, Long Beach State 50

Championship:
Fresno State 52, San Jose State 48

1982 - Anaheim Convention Center

1st Round:
Fullerton 64, Pacific 52
UC Irvine 90, Utah State 64
Long Beach State 71, San Jose State 68

Semifinals:
Fresno State 76, Long Beach State 55
Fullerton 62, UC Irvine 61

Championship:
Fresno State 69, **Fullerton 57**

1983 - The Forum

1st Round:
San Jose State 80, Utah State 66
Fresno State 86, UC Irvine 68
Long Beach State 61, **Fullerton 59**
UNLV 74, Pacific 67

Semifinals:
Fresno State 53, San Jose State 47 (OT)
UNLV 66, Long Beach State 64

Championship:
UNLV 66, Fresno State 63 (OT)

1984 - The Forum

1st Round:
Utah State 79, New Mexico State 77
UC Irvine 77, Long Beach State 65
UNLV 70, San Jose State 55
Fresno State 53, **Fullerton 51**

Semifinals:
UNLV 91, Utah State 78
Fresno State 71, UC Irvine 57

Championship:
Fresno State 51, UNLV 49

1985 - The Forum

1st Round:
San Jose State 92, Utah State 56
Fullerton 79, UC Irvine 68
Fresno State 56, UCSB 50
UNLV 89, Pacific 58

Semifinals:
UNLV 60, San Jose State 59
Fullerton 56 Fresno State 54

Championship:
UNLV 79, **Fullerton 61**

1986 - The Forum

1st Round:
New Mexico State 74, Utah State 71
Pacific 55, San Jose State 53
UNLV 68, Fresno State 49
Fullerton 66, UC Irvine 58

Semifinals:
UNLV 75, **Fullerton 65**
New Mexico State 75, Pacific 61

Championship:
UNLV 75, New Mexico State 55

1987 - The Forum

1st Round:
San Jose State 71, New Mexico State 54
UCSB 87, Utah State 79
Fullerton 92, UC Irvine 81
UNLV 105, Long Beach State 70

Semifinals:
UNLV 99, **Fullerton 65**
San Jose State 70, UCSB 69

Championship:
UNLV 94, San Jose State 69

1988 - The Forum

1st Round:
Fullerton 73, Fresno State 59
San Jose State 80, Pacific 60

2nd round:
UNLV 61, **Fullerton 56**
Utah State 80, San Jose State 72
UC Irvine 74, Long Beach State 69
UCSB 56, New Mexico State 52

Semifinals:
UC Irvine 74, UNLV 70
Utah State 73, UCSB 66

Championship:
Utah State 86, UC Irvine 79

1989 - Long Beach Arena

1st Round:
 Fresno State 64, San Jose State 60
 UC Irvine 68, Pacific 62

2nd Round:
Fullerton 87, Utah State 86 (OT)
 UCSB 69, Long Beach State 57
 New Mexico State 60, Fresno State 59
 UNLV 102, UC Irvine 82

Semifinals:
 UNLV 99, **Fullerton 83**
 New Mexico State 67, UCSB 63

Championship:
 UNLV 68, New Mexico State 62

1990 - Long Beach Arena

1st Round:
Fullerton 82, UC Irvine 63
 Fresno State 71, San Jose State 56

2nd Round:
 New Mexico State 72, Fresno State 66
 Long Beach State 86, Utah State 68
 Pacific 65, UCSB 62
 UNLV 115, **Fullerton 93**

Semifinals:
 Long Beach State 90, New Mexico State 85
 UNLV 99, Pacific 72

Championship:
 UNLV 92, Long Beach State 74

1991 - Long Beach Arena

1st Round:
 Pacific 74, **Fullerton 67**
 Fresno State 88, New Mexico State 82
 UNLV 49, Long Beach State 29
 UCSB 80, Utah State 76

Semifinals:
 Fresno State 87, Pacific 70
 UNLV 95, UCSB 67

Championship:
 UNLV 98, Fresno State 74

1992 - Long Beach Arena

1st Round:
 Pacific 86, Utah State 69
 New Mexico St. 86, Fresno State 85 (OT)
 UC Irvine 88, UCSB 67
 Long Beach State 77, **Fullerton 71**

Semifinals:
 Pacific 81, UC Irvine 69
 New Mexico State 80, Long Beach State 72

Championship:
 New Mexico State 74, Pacific 73

1993 - Long Beach Arena

1st Round:
 UCSB 57, Pacific 54
 New Mexico State 87, UC Irvine 76
 UNLV 104, Utah State 86
 Long Beach State 80, **Fullerton 68**

Semifinals:
 New Mexico State 82, UCSB 77
 Long Beach State 79, UNLV 77

Championship:
 Long Beach State 70, New Mexico St. 62

1994 - Thomas & Mack Center

1st Round:
 UC Irvine 53, UCSB 48
 Nevada 68, **Fullerton 64**

2nd Round:
 UC Irvine 78, Utah State 68
 Pacific 87, Long Beach State 74
 UNLV 83, San Jose State 69
 New Mexico State 68, Nevada 67 OT

Semifinals:
 UC Irvine 82, Pacific 78
 New Mexico State 82, UNLV 64

Championship:
 New Mexico State 70, UC Irvine 64

1995 - Thomas & Mack Center

1st Round:
 UNLV 77, San Jose State 66
 UC Irvine 76, **Fullerton 69**

2nd Round:
 New Mexico State 96, UNLV 76
 Long Beach State 67, UCSB 64
 UC Irvine 76, Utah State 72
 Nevada 64, Pacific 62

Semifinals:
 Long Beach St. 87, New Mexico St. 79
 Nevada 88, UC Irvine 69

Championship:
 Long Beach State 76, Nevada 69 OT

1996 - Lawlor Events Center, Reno

1st Round:
 Utah State 70, Nevada 65
 San Jose State 77, Pacific 57

Semifinals:
 Utah State 86, Long Beach State 73
 San Jose State 71, UC Irvine 67

Championship:
 San Jose State 76, Utah State 75 (OT)

1997 - Lawlor Events Center, Reno

1st Round:
 Pacific 68, Boise State 52
 Utah State 81, UC Santa Barbara 66
 Nevada 80, **Fullerton 55**
 New Mexico State 88, Long Beach State 76

Semifinals:
 Pacific 71, Utah State 54
 Nevada 80, New Mexico State 63

Championship:
 Pacific 63, Nevada 55

1998 - Lawlor Events Center, Reno

1st Round:
 Utah State 69, Long Beach St. 61
Fullerton 89, Boise State 82
 Pacific 82, Idaho 74
 Nevada 81, UC Irvine 72

Semifinals:
 Utah State 65, **Fullerton 56**
 Pacific 67, Nevada 62

Championship:
 Utah State 78, Pacific 63

1999 - Lawlor Events Center, Reno

1st Round:
 Boise State 77, **Fullerton 60**
 Long Beach State 81, Idaho 76
 UC Santa Barbara 75, Utah State 74
 New Mexico State 89, Pacific 78

Semifinals:
 Boise State 71, Long Beach State 88
 New Mexico State 78, UCSB 67

Championship:
 New Mexico State 79, Boise State 69

2000 - Lawlor Events Center, Reno

1st Round:
 Long Beach State 97, Idaho 86
 Nevada 85, UC Santa Barbara 78
 New Mexico State 70, UC Irvine 51
 Utah State 64, Pacific 41

Semifinals:
 New Mexico St. 89, Long Beach St. 84 OT
 Utah State 69, Nevada 64

Championship:
 Utah State 71, New Mexico State 66

2001 - Anaheim Convention Center

1st Round:
 Boise State 95, Long Beach State 70
 Utah State 74, **Fullerton 43**
 UC Irvine 71, Cal Poly SLO 66
 Pacific 71, UC Santa Barbara 69 OT

Semifinals:
 Utah State 67, Boise State 48
 Pacific 74, UC Irvine 58

Championship:
 Utah State 50, Pacific 38

2002 - Anaheim Convention Center

1st Round:
 Pacific 78, CSU Northridge 66
 Utah State 61, Idaho 41
 UC Irvine 72, Long Beach State 65
 UC Santa Barbara 74, Cal Poly 65

Semifinals:
 Utah State 69, Pacific 65
 UC Santa Barbara 66, UC Irvine 61

Championship:
 UC Santa Barbara 60, Utah State 56

2003 - Anaheim Convention Center

1st Round:
 Cal Poly 54, Idaho 50
 UC Santa Barbara 53, Pacific 44
 UC Irvine 70, Cal State Northridge 64 OT
 Utah State 89, **Fullerton 83** OT

Semifinals:
 Cal Poly 67, UC Santa Barbara 52
 Utah State 62, UC Irvine 55

Championship:
 Utah State 57, Cal Poly 54

2004 - Anaheim Convention Center

1st Round:
 Cal State Northridge 80, **Fullerton 70**
 UC Riverside 72, Cal Poly 63

2nd round:
 Cal St. Northridge 63, Utah State 62
 Idaho 66, UC Riverside 58

Semifinals:
 Pacific 67, Idaho 61
 Cal St. Northridge 61, UC Santa Barbara 58

Championship:
 Pacific 75, Cal St. Northridge 73

BIG WEST CONFERENCE

2005 - Anaheim Convention Center

1st Round:
 UC Irvine 80, Idaho 67
 UC Santa Barbara 55, Long Beach St. 49

2nd round:
Fullerton 66, UC Santa Barbara 55
 Cal State Northridge 72, UC Irvine 56

Semifinals:
 Pacific 63, Cal State Northridge 61
 Utah State 84, **Fullerton 77**

Championship:
 Utah State 65, Pacific 52

2006 - Anaheim Convention Center

1st Round:
 UC Santa Barbara 76, UC Riverside 44
Fullerton 73, Cal State Northridge 63

2nd round:
 Long Beach State 94, **Fullerton 91**
 Cal Poly 57, UC Santa Barbara 50

Semifinals:
 Pacific 68, Cal Poly 57
 Long Beach State 75, UC Irvine 73

Championship:
 Pacific 78, Long Beach State 70

2007 - Anaheim Convention Center

1st Round:
 UC Irvine 53, UC Riverside 52
 Pacific 71, CSU Northridge 54

2nd round:
Fullerton 100, Pacific 92 OT
 UC Irvine 70, UC Santa Barbara 52

Semifinals:
 Long Beach State 77, UC Irvine 63
 Cal Poly SLO 81, **Fullerton 56**

Championship:
 Long Beach State 94, Cal Poly SLO 83

2008 - Anaheim Convention Center

1st Round:
 UC Riverside 62, Cal Poly 54
 UC Irvine 77, Long Beach State 63

2nd round:
Fullerton 81, UC Riverside 69
 UC Irvine 57, Pacific 56

Semifinals:
 UC Irvine 55, UC Santa Barbara 50
Fullerton 83, Cal State Northridge 68

Championship:
Fullerton 81, UC Irvine 66

2009 - Anaheim Convention Center

1st Round:
 UC Davis 69, UC Irvine 68
Fullerton 59, UC Riverside 46

2nd round:
 Pacific 67, UC Davis 60
 UC Santa Barbara 73, **Fullerton 64**

Semifinals:
 Cal State Northridge 67, UC Santa Barb. 60
 Pacific 65, Long Beach State 60

Championship:
 Cal State Northridge 71, Pacific 66 OT

Cal State Fullerton Results by Tournament Site

at Stockton	0- 1
at Titan Gym	1- 0
at Anaheim Convention Center.....	12-12
at The Forum.....	5- 6
at Long Beach Arena.....	2- 5
at Thomas & Mack Center.....	0- 2
at Lawlor Events Center.....	1- 3

Totals **21-29**

by Opponent

Boise State	1- 1
Cal Poly SLO	0- 1
Cal State Northridge	2- 1
Fresno State.....	2- 2
Long Beach State.....	1- 6
Nevada	0- 2
Pacific.....	3- 3
San Diego State.....	1- 0
San Jose State.....	1- 1
UC Irvine	6- 1
UC Riverside.....	2- 0
UC Santa Barbara	1- 1
UNLV	0- 5
Utah State.....	1- 5

Totals **21-29**

by Round

Preliminary Rounds	15-19
Semifinals.....	4- 8
Finals.....	2- 2

Totals **21-29**

OPPONENTS

2008 Big West Conference Tournament Champions





BRACKETBUSTERS

February 19-20, 2010

**98
TEAMS
14
CONFERENCES
2
DAYS
OF
GREAT
COLLEGE
BASKETBALL
ACTION!**

A total of 98 teams – representing 14 collegiate athletic conferences – will compete in the two-day event (February 19-20), with the entire BracketBusters slate of matchups to be announced in early February.

Of the 49 games, a minimum of 11 will be televised, with six contests on ESPN2. An additional five games will be aired on ESPNU – ESPN's collegiate sports network which launched on March 4, 2005. Please consult your local listings for start times.

HOME TEAMS: Vermont, Montana State, Gardner-Webb, Radford, Cal State Fullerton, Cal State Northridge, Pacific, UC Irvine, UC Riverside, Delaware, George Mason, Georgia State, Hofstra, Northeastern, Virginia Commonwealth, Butler, Cleveland State, Detroit, Green Bay, Milwaukee, Canisius, Iona, Loyola (Md.), Manhattan, Saint Peter's, Ball State, Bowling Green State, Central Michigan, Kent State, Miami (Ohio), Ohio, Bradley, Creighton, Evansville, Illinois State, Missouri State, UNI, Southern Illinois, Austin Peay, Eastern Illinois, Eastern Kentucky, Jacksonville State, Murray State, Appalachian State, Boise State, Fresno State, Hawaii, Idaho and Utah State.

AWAY TEAMS: Boston, New Hampshire, Presbyterian, Winthrop, Cal Poly, Long Beach State, UC Davis, UC Santa Barbara, Drexel, James Madison, Old Dominion, Towson, UNC Wilmington, William & Mary, Illinois-Chicago, Loyola (Ill.), Valparaiso, Wright State, Youngstown State, Fairfield, Marist, Niagara, Rider, Siena, Akron, Buffalo, Eastern Michigan, Northern Illinois, Toledo, Western Michigan, Drake, Indiana State, Wichita State, Morgan State, South Carolina State, Morehead State, Southeast Missouri State, Southern Illinois- Edwardsville, Tennessee-Martin, Tennessee State, Tennessee Tech, College of Charleston, Elon, Western Carolina, Oral Roberts, Louisiana Tech, Nevada, New Mexico State and San Jose State.



ESPN2

2008-09 SEASON REVIEW

After opting out of the 2008 NBA Summer Draft, Josh Akogon embarked on a rigorous conditioning and weightlifting regime to prepare himself for his senior season. It was obvious then and it played out as expected that he would have to carry the 2008-09 Cal State Fullerton basketball team on his back.

The 5-11, 185-pounder from Petaluma via Washington State was the only starter returning from the Titans' 2007-08 NCAA Tournament team and he was a marked man from day one. Opposing teams tried myriad defensive tactics, some bordering on the unsound because the Titans didn't have an inside scoring threat to counter perimeter pressure. Still, Akogon was among the nation's top ten in scoring, 3-point field goals and free-throw percentage all season long as the Titans compiled a 15-17 overall record and a 7-9 Big West Conference mark, tying for seventh place. Considering the lack of size and experience on the roster and the challenging road-oriented schedule, it wasn't a bad season. But Coach Bob Burton wasn't satisfied with only the fourth losing record in his 39-year coaching career and his second at Fullerton.

"The whole season was a disappointment," said Burton after the Titans' year ended with a quarterfinals loss in the Big West Tournament in Anaheim. "We knew this season would be difficult losing seven seniors. I'm glad our seniors (Akogon and Marcio Lassiter) got to experience last year's NCAA Tournament.

"We have to get some guys who can score. If Josh didn't score this year, we had a tough time winning."

Akogon became the first Titan to win the conference player of the year award outright. He averaged 23.9 points per game and broke Leon Wood's Cal State Fullerton single-season scoring record (719 points in 1983-84) by scoring 764 points. He broke his own single-season record for 3-point field goals with 136, second most in Big West history. He averaged 28.9 points in Fullerton's 15 victories and 19.5 in the 17 losses. With 41 points twice and a Big West Tournament record 37 points vs. UC Riverside, he has three of the five highest scoring games in Fullerton's Div. I history.

The Titans were probably one consistent shooter and/or one inside scoring threat away from a much better record. Jacques Streeter had a brilliant season at point guard, making the Big West All-Freshman team. He averaged 10.4 points and had the best assist-to-turnover ratio in the Big West at 2.37. He also had the best 3-point field goal shooting percentage on the team at .421. He finished in the CSF all-time freshmen top ten in six categories -- points, scoring average, 3-point field goals, assists, rebounds and rebounding average.

Lassiter (9.0 ppg), redshirt forward Gerard Anderson (9.0 ppg, 5.8 rpg) and Cerritos College transfer Aaron Thompson (7.9 ppg, 3.9 rpg) provided



most of the remaining scoring but none was a consistent outside shooter. Community college transfers Ray Miller (4.8 pg, 3.6 rpg) and Papa Guise (3.4 ppg, 4.1 rpg) basically split time in the post, providing more defense than offense. Chris Rhymes (4.6 ppg, 1.9 rpg) was the eighth man most of the year and had his moments despite never fully recovering from knee surgery the previous March.

The Titans had to play 20 of their 32 games away from Titan Gym but that wasn't such a problem by season's end. For whatever reasons, the Titans had lost the home-court advantage. They went only 2-6 at home in Big West play yet a respectable 5-3 on the road. Overall, they were 6-6 at home, 7-7 on hostile courts and 2-4 on neutral floors.

The schedule featured five games against NCAA teams (Cal State Northridge twice, Portland State, Wake Forest and LSU) plus overlooked Saint Mary's. Close games broke about even, with a 5-6 record in games decided by 5 or fewer points. Twice the Titans missed last-second shots (at Portland State and at UC Irvine) that would have turned losses into wins and twice (vs. Long Beach State and vs. UC Irvine) they turned the ball over before getting that potential game-winning shot. At UC Riverside, Akogon "made" a game-tying shot at the buzzer but stepped out of bounds before doing so.

The team did not lack heart. Second-half comebacks became the norm in Big West play and that was a good thing, because the Titans trailed at the half in 13 of the 16 contests. Most memorable was a rally from 22 points down with 17:34 to play that beat UC Santa Barbara, 72-65, on Feb. 5. That completed a sweep begun at UCSB when Fullerton overcame a 13-point deficit to win, 62-58. In each game, Akogon scored 20 second-half points.

Career Statistics of Cal State Fullerton's Graduating Class of 2009

Akogon's Career Statistics

Year	G-GS	FG-FGA	Pct	3FG-FGA	Pct	FT-FTA	Pct	Points	Avg	Off	Def	Reb	Avg	PF/D	Ast	TO	Blk	Stl	Min
'04-05#	27- 0	38-130	.292	28- 91	.308	2- 6	.333	106	3.9	6	31	37	1.4	25 / 0	14	16	2	9	311
'05-06#	28-13	99-242	.409	55-148	.372	35- 44	.795	288	10.3	9	60	69	2.5	51 / 0	43	41	6	19	662
'07-08	32-32	212-472	.449	116-295	.393	107-119	.899	647	20.2	18	89	107	3.3	71 / 1	48	55	4	44	1013
'08-09	32-32	248-618	.401	136-366	.372	132-148	.892	764	23.9	18	83	101	3.2	63 / 1	51	84	1	32	1140
CSF	64-64	460-1090	.422	252-661	.381	239-267	.895	1411	22.0	36	172	208	3.3	134 / 2	99	139	5	76	2153
Career	119-77	597-1462	.408	335-900	.372	276-317	.871	1805	15.2	51	263	314	2.6	210 / 2	156	196	13	104	3126

at Washington State

Lassiter's Career Statistics

Year	G-GS	FG-FGA	Pct	3FG-FGA	Pct	FT-FTA	Pct	Points	Avg	Off	Def	Reb	Avg	PF/D	Ast	TO	Blk	Stl	Min
'07-08	32- 0	35- 81	.432	19- 50	.380	18- 18	1.000	107	3.3	9	24	33	1.1	33 / 0	18	18	3	17	314
'08-09	31-11	93-241	.386	42-142	.296	47- 56	.839	275	8.9	41	54	95	3.1	80 / 2	56	47	3	21	810
CSF	63- 11	128- 322	.398	61-192	.318	65- 74	.878	382	6.1	50	78	128	2.0	113 / 2	74	65	6	38	1124

Thomas' Career Statistics

Year	G-GS	FG-FGA	Pct	3FG-FGA	Pct	FT-FTA	Pct	Points	Avg	Off	Def	Reb	Avg	PF/D	Ast	TO	Blk	Stl	Min
'08-09	14- 0	5- 9	.556	0- 0	.000	1- 4	.250	11	0.8	4	7	11	0.8	15 / 0	0	2	1	1	74

Josh Akognon Season and Career Summary

Only two other Fullerton players have been selected Big West Conference Player of the Year -- Scott Cutley in 2008 and Greg Bunch in 1978 -- and both shared it... Akognon was named to the NABC All-District 9 first team... He ranked No. 6 in the nation in scoring at 23.9 ppg... He was No. 2 nationally in 3-point FGs made per game at 4.3 and No. 7 in free-throw percentage at .892... Akognon's 15-for-15 performance at the free-throw line vs. Cal State Bakersfield on Dec. 13 was tied for sixth best in the NCAA (20 of 20 was No. 1)... He made at least one 3-point FG in his last 44 games, finishing with the longest streak among active NCAA Div. I players... Akognon's 764 points surpassed Leon Wood's CSF single-season record of 719 in 1983-84... He became the 20th Titan to score 1,000 career points and finished

NCAA Scoring Leaders (Final 2008-09)

1. Stephen Curry, Davidson, 28.6 ppg
2. Lester Hudson, Tenn-Martin, 27.5
3. Jermaine Taylor, UCF, 26.2
4. David Holston, Chicago St., 25.9
5. Stefon Jackson, UTEP, 24.5
6. **Josh Akognon, CSF, 23.9**
7. Jodie Meeks, Kentucky, 23.7
8. Luke Harangody, Notre Dame, 23.3
9. Ben Woodside, No. Dak. St., 23.2
10. Jeremy Hazell, Seton Hall, 22.7

at No. 7 with 1,411... He posted the second, third and fifth highest scoring games by a Div. I Titan with a pair of 41-point efforts at Hawaii and vs. Cal State Bakersfield and a Big West Conference Tournament record of 37 vs. UC Riverside... He won or shared Big West Conference Player of the Week honors four times last season... Akognon has two of the top 20 scoring games in conference history... Only three other players (Raymond Lewis of Cal State L.A., Ed Ratleff of Long Beach State and Scott Brooks of UC Irvine) have scored 41 or more points more than once... He scored 30 or more points six times last season and 11 times in his career... He finished with 29 points five times... Last season, when he scored 25 or more points, the Titans were 13-3.

Akognon was a typical streak shooter... vs. Montana State on Dec. 22 he got 25 points (7-of-12, 7-of-11 treys) in the second half... Six of the treys came in a span of 6:23 during which CSF went from a 35-35 tie to a 62-47 lead (27-12 run)... He scored Fullerton's first 9 points of the second half at Long Beach in less than 2 minutes and finished with 23 for the period... He scored Fullerton's final 13 points of the first half at CSU Bakersfield on March 3... He almost outscored UCSB in the second half on Jan. 10, getting 20 vs. 21 for the Gauchos... On March 11, with 4 minutes to play, he had 37 points to UCR's 35... In that game he made a career-high 9 3-pointers in 15 attempts and his 14 field goals tied the tourney single-game record.

Akognon CSF Career Numbers

40-or-more-point games

- 2 - Josh Akognon
1 - Bobby Brown

30-or-more point games

- 15 - Leon Wood

11 - Josh Akognon

- 10 - Cedric Ceballos
6 - Richard Morton
6 - Joe Small
4 - Bobby Brown

20-or-more-point games

- 52 - Leon Wood (3 seasons)
39 - Josh Akognon (2 seasons)
38 - Bobby Brown (4 seasons)
36 - Richard Morton (4 seasons)
34 - Cedric Ceballos (2 seasons)
30 - Ike Harmon (4 seasons)
24 - Chris Dade (4 seasons)
21 - Mark Hill (2 seasons)
20 - Kevin Henderson (3 seasons)
20 - Joe Small (2 seasons)

Consecutive games, 20-or-more points:

8 - Josh Akognon,

11/16/08 at Hawai'i
thru 12/6/08 vs. CMU

- 7 - Richard Morton,
2/2/87 vs. San Jose St.
thru 2/21/87 at UCSB
6 - Leon Wood, 1983-84 season
5 - Cedric Ceballos, 1989-90 season
(twice)
5 - Bobby Brown, 2005-06 and
2006-07 seasons

at No. 7 with 1,411... He posted the second, third and fifth highest scoring games by a Div. I Titan with a pair of 41-point efforts at Hawaii and vs. Cal State Bakersfield and a Big West Conference Tournament record of 37 vs. UC Riverside... He won or shared Big West Conference Player of the Week honors four times last season... Akognon has two of the top 20 scoring games in conference history... Only three other players (Raymond Lewis of Cal State L.A., Ed Ratleff of Long Beach State and Scott Brooks of UC Irvine) have scored 41 or more points more than once... He scored 30 or more points six times

Akognon made the all-tournament teams in Hawai'i and the Big West Tournament and was one vote shy of making the 6-man All-76 Classic squad in Anaheim... He set a Stan Sheriff Center record in Honolulu with 41 points in the win over Hawaii... Akognon moved into the No. 2 spot on the CSF career 3-point field goal list with 252... He's also No. 2 in attempts with 661... With 136 treys last season, he broke his own CSF record of 116 set in 2007-08 and has the second most in Big West history (Freddie Banks, UNLV, 152 in 1986-87)... He made at least one 3-pointer in 61 of his 63 games as a Titan... He was a nominee for the Bob Cousy Award to the nation's top point guard in 2008-09.

Akognon's 764 points are sixth most in Big West history... His 23.9 points per game scoring average is second at CSF to Wood's 24.0 in 1983-84 and No. 8 in Big West history... His 15-for-15 free-throw effort vs. CSU Bakersfield is third best in Big West history... His career scoring average of 22.0 ppg is fifth best in the Big West... His 252 career treys tie him for seventh in the Big West... His career .895 free-throw percentage is second in the Big West.

Records Set by Akognon in 2008-09

Cal State Fullerton

Single Game

- Most 3-Point Field Goal Attempts, Game: 19, at New Mexico St., 2/21/09
(was 18 by Mark Hill at UNLV, 1/3/90)
Best Free-Throw Pct., Game: 1.000 -- 15-of-15 vs. CSU Bakersfield, 12/13/08
(was 14-of-14 by Kevin Henderson vs. Texas Tech, 12/5/85)

Single Season

- Most Points, Season: 764 (was 719, Leon Wood in 1983-84)
Most FG Attempts, Season: 618 (was 589 by Edgar Clark in 1961-62)
Most 3-Point Field Goals, Season: 136 (was 116 by Akognon in 2007-08)
Most 3-Point FG Attempts, Season: 366 (was 295 by Akognon in 2007-08)

Career

- Best Free-Throw Percentage: .895 (239 of 267)

Big West Conference Tournament Game

- Most Points, Tournament Game: 37 (was 36 by Ricky Berry of San Jose St.; Lucious Harris & Mate Milisa of Long Beach St.)
Most Field Goals, Tournament Game: 14
(tie with Larry Johnson of UNLV & Michael Olowokandi of Pacific)

Akognon's Statistical Rankings:

Cal State Fullerton

Game

- Most Points: 41 twice are second and third and 37 are fifth (Div. I)
Most 3-Point Field Goals Made: 9 are third

Single Season

- Best Scoring Average: 23.9 ppg are second
Best Free-Throw Percentage: .892 is second

Career

- Most 3-Point Field Goals Made: 252 are second
Most 3-Point Field Goal Attempts: 661 are second
Most Points: 1,411 are seventh
Best Scoring Average: 22.0 ppg are second

Big West Conference Game

- Most Points: 41 are tied for 13th
Best Free-Throw Percentage: 1.000 (15-for-15) is third
Most 3-Point Field Goals Made: 9 are tied for sixth
Most 3-Point Field Goal Attempts: 19 are tied for fourth

Single Season

- Most Points: 764 are sixth
Most Points Per Game: 23.9 ppg are eighth
Most Field Goal Attempts: 618 are second
Most 3-Point Field Goals Made: 136 are second
Most 3-Point Field Goal Attempts: 366 are second
Best Free-Throw Percentage: .892 is seventh

Career

- Most Points Per Game: 22.0 pg are fifth
Best Free-Throw Percentage: .895 is second
Most 3-Point Field Goals Made: 252 are tied for seventh
Most 3-Point Field Goal Attempts: 661 are seventh

Akognon's Career Honors

- 2007-08 - 2nd team All-NABC District 15
2007-08 - 2nd team All-Big West Conference
2007-08 - Outstanding Player - Big West Tournament

2008-09 - Big West Conference Player of the Year
2008-09 - Nominated for Bob Cousy Award for top point guard
2008-09 - 1st team All-NABC District 9
2008-09 - Stan Sheriff Center scoring record with 41 points
2008-09 - All-Tournament team at the Verizon Wireless Tip-Off Classic in Honolulu
2008-09 - All-Tournament team Big West Conference
2008-09 - Big West Player of the Week four times

2008-09 INDIVIDUAL STATS

Overall: 15-17 Home: 6-6 Road: 7-7 Neutral: 2-4

Big West: 7-9 Home: 2-6 Road: 5-3

ALL GAMES PLAYER	G/GS	TOTAL			3-POINT			PTS. AVG.		OFF DEF		TOT		PF/D	AST	TO	BLK	STL	MIN
		FG/FGA	PCT.	FG/FGA	PCT.	FT/FTA	PCT.	REB	REB	REB	AVG.								
Akognon, Josh	32/32	248/618	.401	136/366	.372	132/148	.892	764	23.9	18	83	101	3.2	63/1	51	84	1	32	1140
Streeter, Jacques	32/32	110/253	.435	48/114	.421	64/84	.762	332	10.4	26	95	121	3.8	55/1	142	60	2	35	1040
Anderson, Gerard	31/29	106/196	.541	0/3	.000	67/121	.554	279	9.0	44	136	180	5.8	88/5	57	75	21	45	826
Lassiter, Marcio	31/11	93/241	.386	42/142	.296	47/56	.839	275	8.9	41	54	95	3.1	80/2	56	47	3	21	810
Thompson, Aaron	32/16	101/230	.439	16/68	.235	35/54	.648	253	7.9	43	81	124	3.9	45/1	53	52	12	23	660
Miller, Ray	32/12	65/103	.631	0/0	.000	25/48	.521	155	4.8	63	52	115	3.6	87/3	9	33	27	11	583
Rhymes, Chris	29/7	45/109	.413	12/38	.316	30/44	.682	132	4.6	18	38	56	1.9	43/1	16	25	4	12	378
Guisse, Papa	32/21	39/87	.448	0/1	.000	30/44	.682	108	3.4	60	70	130	4.1	94/6	15	21	42	27	710
Andersen, Regan	10/1	4/10	.400	0/1	.000	5/5	1.000	13	1.3	2	10	12	1.2	5/0	1	2	1	1	38
Shamsud-din, Ameer	24/0	8/33	.242	5/20	.250	2/6	.333	23	1.0	0	12	12	0.5	16/0	20	18	1	4	176
Thomas, Adam	14/0	5/9	.556	0/0	.000	1/4	.250	11	0.8	4	7	11	0.8	15/0	0	2	1	1	74
Mensah, Kwasi	8/0	0/1	.000	0/0	.000	0/0	.000	0	0.0	0	1	1	0.1	1/0	1	0	0	0	16
Team																			3
CSF Totals	32	824/1890	.436	259/753	.344	438/614	.713	2345	73.3	372	702	1074	33.6	592/20	421	422	115	212	6450
OPP Totals	32	853/1883	.453	224/610	.367	426/626	.681	2356	73.6	432	778	1210	37.8	558/15	446	485	60	180	6450

Score by Periods	1st	2nd	OT	Total
CSF	1084	1232	29	2,345
Opponents	1117	1214	25	2,356

bold face players
returning

	Attendance	Dates	Average
Home Totals	15,630	12	1,302
Road Totals	42,922	14	3,066
Neutral Totals	13,834	6	2,306
Season Totals	72,386	32	2,262

BIG WEST GAMES PLAYER	G/GS	TOTAL			3-POINT			PTS. AVG.		OFF DEF		TOT		PF/D	AST	TO	BLK	STL	MIN
		FG/FGA	PCT.	FG/FGA	PCT.	FT/FTA	PCT.	REB	REB	REB	AVG.								
Akognon, Josh	16/16	111/292	.380	57/171	.333	52/61	.852	331	20.7	12	36	48	3.0	31/0	21	43	0	17	577
Streeter, Jacques	16/16	61/149	.409	25/67	.373	37/50	.740	184	11.5	10	46	56	3.5	25/0	63	20	2	16	530
Lassiter, Marcio	16/3	49/122	.402	23/76	.303	23/27	.852	144	9.0	18	25	43	2.7	39/1	33	21	1	14	404
Anderson, Gerard	16/15	54/99	.545	0/2	.000	26/55	.473	134	8.4	24	73	97	6.1	49/3	37	34	14	27	464
Thompson, Aaron	16/8	53/119	.445	9/38	.237	15/23	.652	130	8.1	21	42	63	3.9	19/0	26	20	7	8	329
Miller, Ray	16/8	32/48	.667	0/0	.000	14/24	.583	78	4.9	30	21	51	3.2	39/0	3	15	17	7	293
Rhymes, Chris	15/6	22/60	.367	7/25	.280	17/25	.680	68	4.5	15	20	35	2.3	17/0	8	8	2	6	206
Guisse, Papa	16/8	14/37	.378	0/0	.000	13/19	.684	41	2.6	31	22	53	3.3	40/2	6	8	17	13	346
Andersen, Regan	5/0	2/5	.400	0/0	.000	3/3	1.000	7	1.4	1	3	4	0.8	3/0	1	2	0	0	18
Shamsud-din, Ameer	10/0	3/8	.375	3/8	.375	1/2	.500	10	1.0	0	5	5	0.5	6/0	4	5	0	0	45
Thomas, Adam	3/0	1/3	.333	0/0	.000	0/0	0.7	2	0.7	3	1	4	1.3	2/0	0	0	1	1	9
Mensah, Kwasi	3/0	0/0	.000	0/0	.000	0/0	.000	0	0.0	0	1	1	0.3	1/0	0	0	0	0	4
Team																			56
CSF Totals	16	402/942	.427	124/387	.320	201/289	.696	1129	70.6	194	322	516	32.2	271/6	202	176	61	109	3225
OPP Totals	16	430/903	.476	127/309	.411	190/274	.693	1177	73.6	200	395	595	37.2	267/7	247	228	22	88	3225

TITAN STATISTICAL LEADERS

(200 or more minutes played and / or more than two 2-point attempts, one 3-point attempt or 1.5 free throw attempts per game)

Field Goal Percentage	3-Pt. Field Goal Pct.	Free Throw Pct.	Rebound Average	Assist Average
Miller631	Streeter421	Akognon892	Anderson 5.8	Streeter 4.44
Anderson541	Akognon372	Lassiter..... .839	Guisse 4.1	Anderson 1.84
Guisse448	Rhymes..... .316	Streeter762	Thompson 3.9	Lassiter..... 1.81
Thompson439	Lassiter..... .296	Guisse682	Streeter 3.8	Thompson 1.66
Streeter435	Thompson235	Rhymes..... .682	Miller 3.6	Akognon..... 1.59

2008-09 GAME-BY-GAME RESULTS

Date	Opponent	Score	W/L	Record	Atten.	High Scorer	High Rebounder	Opp. High Scorer	Opp. Rebounder
11/14	vs. Texas State&	66-76	L	0-1	6,188	Anderson 21	Thompson 7	Benson 25	A'Moute/Bush 6
11/16	at Hawai'i&	90-76	W	1-1	5,440	Akognon 41	Anderson 7	Flemings 21	Amis 11
11/20	Hope International	106-60	W	2-1	848	Akognon 25	Miller 8	Tut 15	Rajcic 5
11/23	at Portland State	75-76	L	2-2	935	Akognon 20	Anderson 10	Jones 21	Murray 6
11/27	vs. Wake Forest#	69-75	L	2-3	1,388	Akognon 24	Anderson 12	Teague 24	Johnson 8
11/28	vs. Saint Mary's#	54-79	L	2-4	1,387	Akognon 24	Anderson 7	Mills 21	Simpson 17
11/30	vs. Charlotte# OT	92-84	W	3-4	1,077	Akognon 26	Guisse 11	Andersen/Harris 15	Coley/Jones 6
12/02	at LSU	63-84	L	3-5	9,043	Akognon 23	Guisse 8	M.Thornton 24	Mitchell 15
12/06	Central Michigan	79-65	W	4-5	1,022	Akognon 27	three with 6	Hardiman 19	Van 12
12/09	at Montana State	60-74	L	4-6	2,529	Akog'n/Thom'n 18	Guisse 5	Howard 20	Rush/Mbunga 8
12/13	CSU Bakersfield	89-64	W	5-6	801	Akognon 41	Akognon/Guisse 7	Latunde 19	Latunde 9
12/22	Montana State	88-80	W	6-6	702	Akognon 29	Guisse 6	Rush 20	Mbunga 10
12/29	CSU Northridge*	64-90	L	6-7, 0-1	1,013	Thompson 14	Thompson 9	Tresvant 20	Galick 13
01/03	at UC Irvine* OT	74-78	L	6-8, 0-2	1,619	Streeter 23	Guisse 8	Lauer 27	Folker 11
01/08	at Cal Poly SLO*	86-82	W	7-8, 1-2	1,873	Akognon 26	Anderson 8	Thomas 23	Thomas 8
01/10	at UC Santa Barbara*	62-58	W	8-8, 2-2	3,174	Akognon 29	Anderson 8	Powell 19	Devine 9
01/15	UC Davis*	74-85	L	8-9, 2-3	726	Streeter/Akog'n 20	3 with 5	Oliver 27	Harden 15
01/17	Pacific*	62-77	L	8-10, 2-4	1,003	Akognon 17	4 with 3	Troyer 17	Willard 8
01/21	at CSU Northridge*	91-87	W	9-10, 3-4	1,331	Streeter 27	Anderson 8	Jenkins 19	Townsend 13
01/29	at Long Beach State*	61-60	W	10-10, 4-4	4,263	Akognon 31	And'son/Streeter 6	Gilling 15	Robinson 15
02/01	UC Riverside*	58-52	W	11-10, 5-4	866	Streeter 17	Anderson 6	Austin 18	Austin/Scott 10
02/05	UC Santa Barbara*	72-65	W	12-10, 6-4	890	Akognon 29	Rhymes 6	Serna/Devine 20	Devine 12
02/07	Cal Poly SLO*	72-75	L	12-11, 6-5	953	Akognon 29	Anderson 9	Keeler 29	Shelton 12
02/12	at Pacific*	50-71	L	12-12, 6-6	2,901	Lassiter 12	Miller 5	Kirby 14	Willard 9
02/14	at UC Davis*	106-95	W	13-12, 7-6	986	Akognon 29	Anderson 9	Oliver 32	Harden/Oliver 5
02/18	Long Beach State*	74-75	L	13-13, 7-7	4,025	Akognon 27	Akog'n/And'son 5	Gilling 17	Robinson 7
02/21	at New Mexico State	86-94	L	13-14	6,371	Akognon 32	Miller 7	Castillo 20	McKines 15
02/26	at UC Riverside*	60-63	L	13-15, 7-8	794	Akognon 19	Thompson 9	Austin 21	Austin 10
03/03	at Cal St. Bakersfield	78-73	W	14-15	1,663	Akognon 32	Miller 7	Johns 16	Blakley 9
03/07	UC Irvine*	62-65	L	14-16, 7-9	2,781	Thompson 19	Anderson 9	Wise 20	Bland 12
03/11	UC Riverside\$	59-46	W	15-16	1,691	Akognon 37	Lassiter 8	Dowdy 17	Scott/C'ham 7
03/12	UC Santa Barbara\$	64-73	L	15-17	2,103	Akognon 23	Thompson 8	Nunnaly 15	Devine 6

* - Big West Conference games &- Verizon Tip-Off Classic in Honolulu # - 76 Classic in Anaheim \$ - Big West Tournament in Anaheim

MARGINS OF VICTORY / DEFEAT

	1	2	3	4	5	6	7	8	9	10	11	12	13	14	15	16	17	18	19	20	21+	Tot	
Victory margin	1			3	1	1	1	2			1		1	2								2	- 15
Margin of defeat	2		3	1		1		1	1	1	1			1	1					1		3	-17

'08-09 REVIEW

2008-09 TITAN GAME-BY-GAME STATS

Date	Opponent	Min	-TOTAL-		-3 PT.-		FT-FTA	Pct.	OFF REB	DEF REB	TOT REB	PF-D	AST	TO	BK	STL
			FG-Att	Pct.	FG-Att	Pct.										
11/14	Texas State	40	24-64	.375	2-19	.105	16-27	.593	16	25	41	34-4	11	26	1	5
11/16	Hawai'i	40	30-63	.476	11-27	.407	19-26	.731	10	22	32	19-1	16	9	2	7
11/20	Hope International	40	40-67	.597	10-20	.500	16-22	.727	12	31	43	22	23	15	5	7
11/23	at Portland State	40	25-62	.403	7-17	.412	18-21	.857	18	29	47	21	13	25	4	8
11/27	vs. Wake Forest	40	25-71	.352	8-27	.296	11-14	.786	14	29	43	24-1	11	22	1	4
11/28	vs. Saint Mary's	40	19-55	.345	5-23	.217	11-14	.786	8	24	32	8	10	12	8	4
11/30	vs. Charlotte	45	28-54	.519	12-21	.571	24-35	.686	14	34	48	29-3	16	26	4	2
12/02	at LSU	40	25-68	.368	6-22	.273	7-12	.583	10	17	27	17	9	11	1	11
12/06	Central Michigan	40	24-50	.480	5-16	.313	26-36	.722	15	24	39	18	12	16	6	6
12/09	at Montana State	40	23-60	.383	6-28	.214	8-11	.727	8	17	25	22-1	10	9	4	14
12/13	Cal State Bakersfield	40	27-49	.551	9-21	.429	24-28	.857	6	28	34	21-1	19	15	8	6
12/22	Montana State	40	30-59	.508	14-30	.467	14-16	.875	6	13	19	15-1	15	11	2	8
12/29	Cal State Northridge*	40	23-64	.359	8-27	.296	10-16	.625	15	16	31	16	8	14	5	8
01/03	at UC Irvine*	45	29-60	.483	8-23	.348	8-17	.471	11	25	36	20-2	14	12	4	5
01/08	at Cal Poly*	40	30-61	.492	12-27	.444	14-19	.737	13	23	36	20-1	14	10	3	6
01/10	at UC Santa Barbara*	40	24-58	.414	6-17	.353	8-11	.727	9	18	27	20-1	13	14	4	7
01/15	UC Davis*	40	27-74	.365	5-30	.167	15-18	.833	18	18	36	18-1	8	9	5	12
01/17	Pacific*	40	22-56	.393	7-24	.292	11-16	.688	14	13	27	14-1	13	8	0	4
01/21	at Cal St. Northridge*	40	31-60	.517	10-25	.400	19-25	.760	8	28	36	19	20	13	4	7
01/29	at Long Beach State*	40	24-65	.369	6-22	.273	7-11	.636	14	24	38	12	11	10	3	8
01/31	UC Riverside*	40	19-51	.373	7-29	.241	13-18	.722	15	18	33	12	14	10	4	5
02/05	UC Santa Barbara*	40	26-60	.433	10-23	.435	10-15	.667	10	22	32	21	14	13	7	10
02/07	Cal Poly*	40	24-57	.421	5-22	.227	19-22	.864	11	21	32	17	16	12	5	7
02/12	at Pacific*	40	16-44	.364	6-23	.261	13-22	.565	12	14	26	20	7	12	1	4
02/14	at UC Davis*	40	37-66	.561	12-25	.480	20-28	.714	13	23	36	19	20	7	1	7
02/18	Long Beach State*	40	25-52	.481	6-21	.286	18-24	.750	9	17	26	14	12	9	7	6
02/21	at New Mexico St.	40	33-64	.516	13-28	.464	7-12	.583	12	12	24	17	19	12	2	7
02/26	at UC Riverside*	40	22-55	.400	9-30	.300	7-13	.538	10	20	30	17	9	12	4	5
03/03	at Cal State Bakersfield	40	29-58	.500	9-20	.450	11-17	.647	9	29	38	17	16	10	3	2
03/07	UC Irvine*	40	23-59	.390	7-19	.368	9-14	.643	12	22	34	12	9	11	4	8
03/11	vs. UC Riverside	40	23-53	.434	12-29	.414	1- 2	.500	10	28	38	13	9	16	1	5
03/12	vs. UC Santa Barbara	40	17-51	.333	6-18	.333	24-32	.750	10	18	28	24-2	10	11	2	7

2008-09 Highs and Lows

Most Points:	106	at UC Davis, Feb. 14;	Best 3-Point FG %:571	vs. Charlotte (12 of 21)
		vs. Hope International, Nov. 20	Lowest 3-Point FG %:105	vs. Texas State, Nov. 14 (2 of 19)
Fewest Points:	54	vs. Saint Mary's, Nov. 28	Most 3-Point FGs, Opp.:	14	vs. Cal St. Northridge, Dec. 29 (of 22)
Most Points, Opponent:	95	at UC Davis, Feb. 14	Most 3FGAs, Opponent:	36	at UC Davis, Feb. 14 (made 13)
Fewest Points, Opponent:	46	vs. UC Riverside, Mar. 11	Best 3FG %, Opponent:636	vs. CSU Northridge, Dec. 29 (14 of 22)
Most Points, 1st half:	60	vs. Hope International, Nov. 20	Lowest 3FG %, Opp.:083	vs. CSU Bakersfield, Dec. 13 (1 of 12)
Fewest Points, 1st half:	20	vs. UC Santa Barbara, Mar. 12	Most FTs Made:	26	vs. Central Michigan, Dec. 6 (of 36)
Most Points., 1st half, opp. ...	48	at Cal Poly, Jan. 8	Most FT Attempts:	36	vs. Central Michigan, Dec. 6 (made 26)
Fewest Pts., 1st half, opp.	23	vs. Central Michigan, Dec. 6	Best FT Percentage:875	vs. Montana State, Dec. 22 (14 of 16)
Most Points, 2nd half:	58	at UC Davis, Feb. 14	Lowest FT Percentage:471	at UC Irvine (8 of 17)
Fewest Points, 2nd half:	17	at Montana State, Dec. 9	Most FTs Made, Opp.:	26	vs. Texas State, Nov. 14 (of 40)
Most Points, 2nd half, opp.: ..	54	vs. Montana State, Dec. 22			vs. UC Santa Barbara, Mar. 12 (of 34)
Fewest Pts., 2nd half, opp: ...	20	vs. UC Riverside, Mar. 11	Most FTAs, Opponent:	40	vs. Texas State, Nov. 14 (made 26)
Most Field Goals:	40	vs. Hope International, Nov. 20	Best FT %, Opponent:826	vs. CSU Bakersfield, Dec. 13 (19 of 23)
Most FG Attempts:	74	vs. UC Davis, Jan. 15		.857	vs. Saint Mary's, Nov. 28 (6 of 7)
Best FG Percentage:597	vs. Hope International, Nov. 20	Lowest FT %, Opponent:500	at CSU Northridge, Jan. 21 (10 of 20)
Lowest FG Percentage:333	vs. UC Santa Barbara, Mar. 12	Most Rebounds:	48	vs. Charlotte, Nov. 30
Most FGs, Opponent:	34	vs. Cal St. Northridge, Dec. 29;	Most Rebounds, Opp.:	56	at LSU, Dec. 2
		at New Mexico State, Feb. 21	Most Assists:	23	vs. Hope International, Nov. 20
Most FGAs, Opponent:	81	vs. Saint Mary's, Nov. 28	Most Assists, Opp:	24	at UC Davis, Feb. 14
Best FG%, Opponent:633	vs. Pacific, Jan. 17	Most Steals:	14	at Montana State, Dec. 9
Lowest FG %, Opponent:309	vs. UC Riverside, Mar. 11	Most Blocked Shots:	8	vs. Saint Mary's, Nov. 28;
Most 3-Point FGs:	14	vs. Montana St., Dec. 22 (of 30)			vs. CSU Bakersfield, Dec. 13
Most 3-Point FGA:	30	vs. Mont. St., Dec. 22 (made 14);	Most Turnovers:	26	vs. Texas State, Nov. 14;
		vs. UC Davis, Jan. 15 (made 5)			vs. Charlotte, Nov. 30
		at UC Riverside, Feb. 26 (made 9)	Fewest Turnovers:	7	at UC Davis, Feb. 14

2008-09 OPPONENT GAME-BY-GAME STATS

Date	Opponent	Min	—TOTAL—		—3 PT.—		FT-FTA	Pct.	OFF REB	DEF REB	TOT		PF-D	AST	TO	BK	STL
			FG-Att	Pct.	FG-Att	Pct.					REB	PF-D					
11/14	Texas State	40	23-49	.469	4-15	.267	26-40	.650	7	24	31	28-1	13	22	2	10	
11/16	Hawai'i	40	31-63	.492	3-17	.176	11-20	.550	16	24	40	19	15	18	3	2	
11/20	Hope International	40	22-65	.338	3-11	.273	13-23	.565	16	18	34	19-1	6	22	1	4	
11/23	at Portland State	40	27-67	.403	7-25	.280	15-21	.714	14	20	34	19	16	17	4	10	
11/27	vs. Wake Forest	40	27-59	.458	6-15	.400	15-29	.517	10	33	43	16	10	18	8	9	
11/28	vs. Saint Mary's	40	32-81	.395	9-28	.321	6- 7	.857	26	28	54	10	17	9	1	4	
11/30	vs. Charlotte	45	28-75	.373	9-27	.333	19-28	.679	18	17	35	28-3	12	14	2	7	
12/02	at LSU	40	29-64	.453	5-16	.313	21-26	.808	20	36	56	13	19	19	8	8	
12/06	Central Michigan	40	23-61	.377	7-20	.350	12-23	.522	20	16	36	24	9	17	3	6	
12.09	at Montana State	40	26-54	.481	9-20	.450	13-20	.650	13	30	43	13	18	17	2	5	
12/13	Cal State Bakersfield	40	22-65	.338	1-12	.083	19-23	.826	17	18	35	21-2	9	13	0	4	
12/22	Montana State	40	33-60	.550	7-20	.350	7- 9	.778	14	23	37	18-1	12	24	0	4	
12/29	Cal State Northridge*	40	34-57	.596	14-22	.636	8-12	.667	10	31	41	18	21	17	2	7	
01/03	at UC Irvine*	45	27-65	.415	9-22	.409	15-21	.714	16	25	41	18-1	14	12	0	5	
01/08	at Cal Poly*	40	29-65	.446	8-24	.333	16-23	.696	16	21	37	13	18	8	2	2	
01/10	at UC Santa Barbara*	40	20-46	.435	4-12	.333	14-20	.700	12	26	38	15	10	24	2	5	
01/15	UC Davis*	40	33-59	.559	4-11	.364	15-20	.750	11	31	42	16-1	15	15	3	7	
01/17	Pacific*	40	31-49	.633	8-16	.500	7-12	.583	8	22	30	18	18	9	2	3	
01/21	at Cal St. Northridge*	40	33-69	.478	11-22	.500	10-20	.500	13	25	38	21-2	21	11	2	9	
01/29	at Long Beach State*	40	25-56	.446	5-17	.294	5- 8	.625	8	28	36	10	16	15	1	6	
01/31	UC Riverside*	40	21-58	.362	5-14	.357	5- 6	.833	20	19	39	17	10	14	2	6	
02/05	UC Santa Barbara*	40	24-63	.381	2- 9	.222	15-21	.714	22	27	49	16	11	18	1	7	
02/07	Cal Poly*	40	26-57	.456	10-23	.435	13-22	.591	14	23	37	17	5	14	2	6	
02/12	at Pacific*	40	21-41	.512	7-18	.389	21-27	.778	9	22	31	19	14	11	0	5	
02/14	at UC Davis*	40	33-62	.532	13-36	.361	16-24	.667	13	21	34	19-1	24	14	1	3	
02/18	Long Beach State*	40	27-50	.540	8-17	.471	13-16	.813	6	22	28	21	15	15	0	5	
02/21	at New Mexico St.	40	34-54	.630	12-23	.522	14-20	.700	12	23	35	12	21	15	2	7	
02/26	at UC Riverside*	40	21-52	.404	10-21	.476	11-14	.786	13	27	40	14-1	16	16	2	6	
03/03	at Cal State Bakersfield	40	28-66	.424	4-20	.200	13-19	.684	11	25	36	18	10	7	0	3	
03/07	UC Irvine*	40	25-54	.463	9-25	.360	6- 8	.750	9	25	34	15	19	15	0	6	
03/11	vs. UC Riverside	40	17-55	.309	6-20	.300	6-10	.600	12	21	33	11	6	12	1	4	
03/12	vs. UC Santa Barbara	40	21-42	.500	5-12	.417	26-34	.765	6	27	33	22-1	6	13	1	5	

All-Time Top Opponent 3-Point Field Goal Games

Made / Att.	Player, Team	Date	Place	Made / Att.	Player, Team	Date	Place
9 of.. 13Derrick Anderson, Nevada	2/11/99Lawlor Center	6 of... 7Derrick Lewis, Northeastern	12/20/88Titan Gym
9 of.. 15Chris Brown, UC Irvine	2/24/94Bren Center	6 of... 8Gordo Castillo	2/21/09Pan Am Center
8 of.. 10Cardell Butler, Utah State	2/21/01The Spectrum	6 of... 9Chad Troyer, Pacific	1/17/08Spanos Center
8 of.. 11Mike Efevberha, CSU Northridge	1/7/06The Matadome	6 of... 9Davin Whiten, Cal Poly SLO	1/2/06Titan Gym
7 of... 7Dylan Rigdon, UC Irvine	2/24/90Bren Center	6 of... 9Joaquin Pons, Col. of N. Dame	12/2/00Titan Gym
7 of... 8Ben Jones, UC Irvine	2/13/99Titan Gym	6 of... 9Anderson Hunt, UNLV	1/3/90Thomas & Mack
7 of... 9Josh Barnard, East. Washington	12/13/03Titan Gym	6 of... 9Mark Meredith, Colorado St.	12/18/89Moby Arena
7 of.. 10Dommanic Ingerson, USF	12/10/05Memorial Gym	6 of.. 10Lorenzo Keeler, Cal Poly SLO	2/7/09Mott Gym
7 of.. 10Mark Hull, UCSB	12/22/01Titan Gym	6 of.. 10Deon Tresvant, CSU Northridge	12/29/08Titan Gym
7 of.. 11Vince Oliver, UC Davis	2/14/09The Pavilion	6 of.. 10Mike Wozniak, Cal Poly	1/30/99Mott Gym
7 of.. 12Brett Lauer, UC Irvine	1/3/09Bren Center	6 of.. 10Denmark Reid, NMSU	2/6/97Titan Gym
7 of.. 12Mike Tolman, Boise State	3/6/98Lawlor Center	6 of.. 10Reggie Ricks, Pacific	1/13/90Titan Gym
7 of.. 13David Diaz, Houston	2/10/93Titan Gym	6 of.. 11Sean Pughsley, Nevada	1/16/95Titan Gym
7 of.. 13Reid Newey, Utah State	1/21/89Titan Gym	6 of.. 13Royce Parran, Chicago State	12/9/05Memorial Gym USF
6 of... 7Kelly Golob, Northern Arizona	12/6/03Titan Gym	6 of.. 13Jimmy Carroll, Nevada	2/12/98Lawlor Center
6 of... 7Jason Allen, Cal Poly	3/2/02Mott Gym	6 of.. 13Reggie Ricks, Pacific	2/23/89Titan Gym
6 of... 7Ted Bell, UC Riverside	2/9/02Titan Gym	6 of.. 14Jay Goodman, Utah State	1/7/91Titan Gym
6 of... 7Clay McKnight, Pacific	1/24/98Spanos Center	6 of.. 14Reggie Ricks, Pacific	1/28/89Spanos Center

2008-09 GAME SUMMARIES

Game 1

vs. Texas State
Stan Sheriff Center, Honolulu
Nov. 14, 2008

Fullerton.....23 43 -- 66
Texas State40 36 -- 76

Titans	FG-A	FT-A	Rb	PF	TP
Anderson, F	6- 8	9-12	6	3	21
Miller, F	0- 0	0- 0	2	5	0
Akognon, G	5-15	0- 0	2	5	11
Lassiter, G	1-11	2- 2	4	5	4
Streeter, G	2- 6	1- 1	5	4	6
Thompson	6-11	3- 7	7	3	15
Andersen	0- 0	0- 0	0	1	0
Shamsud-din	2- 8	1- 4	1	1	5
Guisse	2- 4	0- 1	4	5	4
Thomas	0- 1	0- 0	2	2	0
Totals	24-64	16-27	41	34	66
	(.375)	(.593)			

3-pt. FG (2-19, .105) – Streeter 1/3, Akognon 1/6, Shamsud-din 0/2, Thompson 0/2, Lassiter 0/6

Texas State	FG-A	FT-A	Rb	PF	TP
Bush, F	2- 4	0- 0	6	5	4
Rybak, F	1- 6	6- 6	4	4	8
Gough, C	1- 2	2- 4	3	4	4
Jefferson, G	1- 2	2- 5	4	1	4
Benson, G	8-13	6- 8	2	4	25
Bidias A'Moute	7-12	4- 7	6	4	18
Jackson	1- 3	0- 0	0	1	2
Taylor	0- 1	0- 0	2	0	0
Sloan	0- 0	0- 2	2	0	0
White	1- 4	4- 4	0	1	7
Johnson	1- 2	2- 2	0	2	4
Moseley	0- 0	0- 2	0	2	0
Totals	23-49	26-40	31	28	76
	(.469)	(.650)			

3-pt FG: (4-15, .267) – Benson 3/7, White 1/2, Bush 0/1, Jackson 0/1, Rybak 0/4 Att.: 6,188

The new-look Titans opened the season at the Verizon Tip-Off Classic in Honolulu and all the scheming and preparation of a game-plan against Texas State was rendered immaterial in a foul-prone contest. The Titans were whistled for 34 fouls – 18 in the first half – and four players were disqualified, three with more than 9 minutes still to play. Throw in poor shooting and 26 turnovers and it was amazing Fullerton rallied to get within 5 points in the second half.

Trouble began early. The Titans didn't score until Gerard Anderson's free throw with 16:33 to play and they didn't get a field goal until a Josh Akognon bucket at 15:17. The Bobcats gradually pulled away thanks in great part to 17-of-21 shooting at the foul line while Fullerton was only 2-for-7.

Ray Miller, Jacques Streeter and Akognon each picked up three first-half fouls and the deficit was 17 points at intermission.

Brent Benson's 3-pointer early in the second half made it a 20-point game at 45:25 before the Titans made it interesting despite Akognon fouling out with 15:44 to play. Anderson, who had only the one first-half point, started getting open in the paint and he scored 14 points in less than 5 minutes and Fullerton was within 5 at 49:44 with 12:47 to play. But Miller had already fouled out, too (at 13:01), and Papa Guisse got his fifth with 9:32 remaining.

The Bobcats used a 12-4 run to turn a 6-point game into a 69-55 advantage with 5:17 to play and the Titans would get only as close as 8 points at 69-61.

Game 2

at Hawai'i
Stan Sheriff Center, Honolulu
Nov. 16, 2008

Fullerton.....37 53 -- 90
Hawai'i.....37 39 -- 76

Titans	FG-A	FT-A	Rb	PF	TP
Thompson, F	2- 5	0- 0	2	2	4
Anderson, F	3- 7	4- 7	7	2	10
Guisse, C	2- 3	2- 2	3	4	6
Akognon, G	12-29	10-11	1	2	41
Streeter, G	6- 9	3- 4	6	3	15
Lassiter	3- 5	0- 0	5	1	9
Shamsud-din	1- 2	0- 0	0	0	3
Miller	1- 3	0- 2	3	5	2
Thomas	0- 0	0- 0	1	0	0
Totals	30-63	19-26	32	19	90
	(.476)	(.731)			

3-pt FG: (11-27, .407) – Akognon 7/18, Lassiter 3/4, Shamsud-din 1/2, Streeter 0/1, Thompson 0/2

Hawai'i	FG-A	FT-A	Rb	PF	TP
Flemings, F	815	4- 7	5	1	21
Amis, F	2- 7	1- 2	11	2	5
Balocka, C	5- 8	3- 3	3	1	14
Nitoto, G	3- 6	1- 2	3	4	7
Parghalava, G	2- 7	1- 2	1	4	5
Fitzgerald	0- 0	0- 0	0	1	0
Xiang	0- 0	0- 0	0	0	0
Lutu	4- 6	0- 0	1	3	9
Campbell	0- 2	0- 0	2	0	0
Mayen	1- 4	0- 0	3	1	2
Adams	6- 8	1- 4	5	2	13
Jespersen	0- 0	0- 0	0	0	0
Totals	31-63	11-20	40	19	76
	(.492)	(.550)			

3-pt FG: (3-17, .176) – Lutu 1/2, Balocka 1/3, Flemings 1/4, Mayen 0/1, Nitoto 0/2, Parghalava 0/5 Attendance: 5,440

Hawaii Assistant Coach Larry Farmer proved prophetic. He was quoted in the Honolulu newspapers as being fearful of the Titans' Josh Akognon: "We may see as good a player this year, but we won't see anyone better. And that kind of player doesn't have two bad games in a row."

Akognon bounced back from his foul-prone debut to set an arena record with 41 points, the second most ever by a Titan at the Div. I level, to earn the Titans a split of their weekend. He had 20 points in the first half (hit 5 of 17 shots). After intermission he made 7 of 12 on his way to 21 more. His seven treys tied his best while the 18 attempts from long distance tied Mark Hill's school record. Akognon made the all-tournament team along with three players from champion USF and Texas State's Brent Benson.

There were other heroes. Jacques Streeter committed zero turnovers and handed out 9 assists to go with 15 points and 6 rebounds. He, Gerard Anderson and Papa Guisse each converted both ends of one-and-one chances down the stretch.

After a halftime tie, the Titans fell behind by 4 and Coach Bob Burton went reluctantly to a zone because of serious foul trouble and the Titans' inability to handle the Warriors' second-half offense. The Titans used a 10-1 run capped by a Marcio Lassiter trey and Ray Miller's only bucket to take the lead for good at 49:44 with 15:24 to play. They gradually stretched the lead to double digits and Hawaii got only as close as 7 points in the final four minutes.



Game 3

Hope International
Titan Gym
Nov. 20, 2008

Hope International ..30 30 -- 60
Fullerton.....60 46 -- 106

Hope	FG-A	FT-A	Rb	PF	TP
Torovic, F	3-11	0- 0	4	3	6
Granado, F	3- 5	1- 2	4	5	7
Merical, G	1- 5	3- 3	1	3	5
Tut, G	7-11	1- 3	1	4	15
Cullors, G	2- 8	3- 6	2	1	8
Ransome	1- 3	1- 2	2	1	3
Rajcic	2- 5	2- 2	5	0	7
Gomez	0- 0	0- 0	0	1	0
Appleby	1- 2	0- 0	4	0	3
Doolittle	0- 6	0- 0	4	1	0
Okonma	2- 8	2- 3	3	0	6
Peterson	0- 0	0- 2	0	0	0
Haslachner	0- 1	0- 0	0	0	0
Totals	22-65	13-23	34	19	60
	(.338)	(.565)			

3-pt FG: (3-11, .273) – Appleby 1/2, Rajcic 1/3, Cullors 1/5, Doolittle 0/1

Titans	FG-A	FT-A	Rb	PF	TP
Anderson, F	5- 8	2- 2	7	2	12
Guisse, F	2- 3	0- 0	2	3	4
Thompson, G	3- 7	4- 4	3	3	11
Akognon, G	8-14	3- 3	0	1	25
Streeter, G	5- 5	2- 2	3	1	13
Andersen	2- 4	2- 2	7	1	6
Shamsud-din	0- 2	0- 0	1	0	0
Rhymes	5- 8	1- 2	2	4	12
Lassiter	3- 7	0- 0	3	2	7
Miller	5- 6	2- 5	8	1	12
Mensah	0- 1	0- 0	0	0	0
Thomas	2- 2	0- 2	3	4	4
Totals	40-67	16-22	43	22	106
	(.597)	(.727)			

3-pt FG: (10-20, .500) – Akognon 6/11, Streeter 1/1, Rhymes 1/2, Thompson 1/2, Lassiter 1/3, Shamsud-din 0/1 Attendance: 848

The Titans' only home game among the first eight provided an opportunity for everyone to see game action and for cross-street neighbor Hope International to face Div. I competition.

The NAIA institution hung with the Titans for 7 minutes before the Titans' athleticism and hot shooting hands took over. Josh Akognon, who hit 3-of-3 treys in the first two minutes, hit a fourth to trigger a 12-0 run that made it a 39-20 game with 8 minutes still left in the half. By intermission it was a 30-point margin.

The biggest benefactor was Chris Rhymes, the transfer from Cowley County JC, who was finally cleared for game action after rehabilitating a knee after surgery. He played 17 minutes and scored 12 points before running out of gas.

Jacques Streeter continued his impressive play, piling up 12 assists to go with 13 points on perfect shooting. And Ray Miller stayed out of foul trouble for the first time on his way to 12 points and a game-high 8 rebounds.

Adam Thomas scored his first Div. I points and walk-ons Regan Andersen (11 minutes) and Kwasi Mensah (8 minutes) saw extended playing time.

Guard Buai Tut was the most successful player for the Royals while postmen Marko Torovic and Tom Granado had their moments, particularly in the early going.

Game 4 at Portland State Stott Center Nov. 23, 2008

Fullerton.....38 37 -- 75
Portland State.....38 38 -- 76

Titans	FG-A	FT-A	Rb	PF	TP
Anderson, F	7-10	4-4	10	4	18
Guisse, F	1-2	2-3	5	4	4
Thompson, G	4-8	4-4	8	2	13
Akognon, G	8-23	0-0	2	1	20
Streeter, G	3-7	3-4	7	2	11
Shamsud-din	0-2	0-0	1	1	0
Rhymes	0-5	5-6	3	1	5
Miller	2-5	0-0	4	4	4
Thomas	0-0	0-0	0	2	0
Totals	25-62	18-21	47	21	75
	(.403)	(.857)			

3-pt FG: (7-17, .412) – Akognon 4/12, Streeter 2/3, Thompson 1/1, Rhymes 0/1

Portland State	FG-A	FT-A	Rb	PF	TP
Coston, F	3-6	3-5	5	3	12
Nelson, F	4-13	0-0	4	2	8
Jones, C	9-12	3-3	5	4	21
Murray, G	5-13	5-5	6	2	16
Dominguez, G	2-10	1-2	0	2	7
Thomas	0-1	2-4	2	3	2
Waters	1-5	0-0	4	2	2
Mara	1-3	0-1	2	0	3
Wright	2-4	1-1	3	1	5
Totals	27-67	15-21	34	19	76
	(.403)	(.714)			

3-pt FG: (7-25, .280) – Coston 3/5, Dominguez 2/8, Mara 1/2, Murray 1/5, Waters 0/1, Nelson 0/4 Attendance: 935

Gerard Anderson took an inbounds pass down low with 2.4 seconds left but was unable to score over a taller defender and the buzzer sounded on Portland State's 12th consecutive home victory.

The Titans led most of the game – by 8 in the first half which ended in a tie and by 11 with about 12:00 to play. Foul trouble and the last of 25 turnovers left an opening that PSU seized upon despite an off game by Big Sky Player of the Year Jeremiah Dominguez, who was held to 7 points by CSF for the second year in a row.

With Anderson scoring the first bucket of the second half, the Titans led until the 4:48 mark when Tyrell Mara made his only basket – a trey – to tie the score at 66-66. Two Anderson free throws put Fullerton ahead but the Vikings got a deuce from Jones and a trey from Kyle Coston to lead, 71-68, at 2:57. Aaron Thompson made two free throws and Josh Akognon hit a trey for a 73-71 CSF lead at 2:01. Coston put his team ahead with another trey with 46 seconds left but Thompson got an offensive rebound and hit two free throws to put Fullerton on top, 75-74, with 21.4 seconds remaining.

Jamie Jones worked low and put in a short bank shot for the final PSU points with about 10 seconds left. Akognon hustled up the floor and went to the right corner where his jumper was blocked out of bounds to set up a final out of bounds play that produced a good shot but not a good result.

Thompson played with three staples in his head, the result of a Saturday practice collision with Marcio Lassiter, who suffered a disabling knee injury.

Game 5 vs. Wake Forest Anaheim Conv. Center Nov. 27, 2008

Wake Forest.....37 38 -- 75
Fullerton.....29 40 -- 69

Wake Forest	FG-A	FT-A	Rb	PF	TP
Aminu, F	6-9	1-7	7	2	14
Johnson, F	3-8	1-2	8	4	8
McFarland, C	5-8	4-4	7	3	14
Teague, G	9-17	2-4	3	3	24
Williams, G	2-8	1-4	3	2	5
Hale	1-5	6-8	5	1	8
Smith	0-2	0-0	2	0	0
Weaver	0-0	0-0	1	0	0
Woods	1-2	0-0	1	1	2
Totals	27-59	15-29	43	16	75
	(.458)	(.517)			

3-pt FG: (6-15, .400) – Teague 4/6, Aminu 1/2, Johnson 1/3, Williams 0/1, Hale 0/3

Titans	FG-A	FT-A	Rb	PF	TP
Thompson, F	3-12	0-0	1	1	6
Anderson, F	3-11	4-6	12	3	10
Guisse, C	2-6	2-2	9	5	6
Akognon, G	9-25	2-2	3	4	24
Streeter, G	3-7	3-4	9	4	11
Lassiter	3-7	0-0	2	4	8
Shamsud-din	0-0	0-0	0	1	0
Rhymes	1-1	0-0	1	0	2
Miller	1-2	0-0	3	2	2
Thomas	0-0	0-0	1	0	0
Totals	25-71	11-14	43	24	69
	(.352)	(.786)			

3-pt FG: (8-27, .296) – Akognon 4/14, Streeter 2/3, Lassiter 2/6, Thompson 0/4 Attendance: 1,388

Fullerton faced an Atlantic Coast Conference opponent for the first time in the opening round of the 76 Classic. No. 19-ranked Wake Forest was physically dominant but the Titans hung around and made a late rally, getting within 3 points of the towering Demon Deacons, who started three players 6-foot-9 or taller.

Gerard Anderson threw down a couple of rim-rattling dunk shots and the Titans stayed close for the first 12 minutes, actually taking a 21-19 lead on two Jacques Streeter free throws with 7:02 remaining. Wake Forest used a 6-0 run to take the lead for good and took an 8-point into the locker room.

The Titans were still in the game despite shooting 1-for-12 at the 3-point line and committing 13 turnovers while shooting 29 percent overall.

Wake Forest quickly stretched the lead to 15 points at 48-33 and a rout seemed possible. But Marcio Lassiter came off the bench for his first action since bruising his knee in Portland on Saturday and he ignited the Titans' 3-point shooting. He hit two, Akognon hit one and when Streeter hit one at 4:29 it was only a 5-point game at 64-59.

Lassiter and Akognon each hit deuces that got the Titans within 3 points at 64-61 and 66-63 but Wake Forest responded each time with a score.

Game 6 Saint Mary's Anaheim Conv. Center Nov. 28, 2008

Saint Mary's.....36 43 -- 79
Fullerton.....28 26 -- 54

St. Mary's	FG-A	FT-A	Rb	PF	TP
O'Leary, F	2-4	0-0	4	1	4
Simpson, F	4-11	4-4	17	1	12
Samhan, C	6-10	2-2	14	3	14
Hughes, G	4-11	0-0	3	1	11
Mills, G	9-23	0-0	1	0	21
Benson	0-0	0-0	0	0	0
Smith	1-1	0-0	0	0	2
Steindl	0-1	0-0	1	0	0
Walker	0-2	0-0	3	0	0
Allen	1-3	0-0	2	3	3
Hunter	4-12	0-1	6	0	9
McConnell	1-3	0-0	0	1	3
Totals	32-81	6-7	54	10	79
	(.395)	(.857)			

3-pt FG: (9-28, .321) – Mills 3/9, Hughes 3/10, Allen 1/2, McConnell 1/2, Hunter 1/3, Steindl 0/1, Simpson 0/1

Titans	FG-A	FT-A	Rb	PF	TP
Anderson, F	3-9	0-0	7	1	6
Guisse, F	3-4	1-2	3	1	7
Akognon, G	8-17	5-6	3	0	24
Lassiter, G	4-11	2-2	2	1	12
Streeter, G	0-4	1-2	2	0	1
Thompson	0-3	0-0	3	0	0
Shamsud-din	0-3	0-0	0	1	0
Rhymes	0-2	0-0	2	1	0
Miller	1-2	2-2	6	3	4
Thomas	0-0	0-0	0	0	0
Totals	19-55	11-14	32	8	54
	(.345)	(.786)			

3-pt FG: (5-23, .217) – Akognon 3/11, Lassiter 2/7, Streeter 0/1, Thompson 0/1, Rhymes 0/1, Shamsud-din 0/2 Attendance: 1,387

As encouraging as the strong effort against Wake Forest was, the result 24 hours later vs. Saint Mary's was equally discouraging. Coach Bob Burton called it as poor an effort by one of his teams as he could remember and he was embarrassed to explain the loss in the post-game press conference. The Titans got manhandled on the backboards and never seriously threatened the Gaels, who were smarting from an opening round loss to UTEP.

With Australian Olympic star Patrick Mills handling the ball and Diamon Simpson and Omar Samhan dominating the glass, the Gaels had no trouble beating Fullerton for the second year in a row.

Fullerton's last lead was 9-8 on a Josh Akognon jumper. He would score 11 of Fullerton's first 13 points but help came too little, too late. The Gaels grabbed 20 offensive boards in the first half alone and Samhan and Simpson combined for 18 points and 22 rebounds.

There wasn't much doubt in the second half. SMC opened with a 9-2 run for a 15-point lead. The Titans cut it to 9 points on two occasions but a 14-0 run by the Gaels made it a 66-43 game with 10:28 to play.

The 54-point total was Fullerton's third lowest to date of the Burton Era, "bottomed" only by a 44 point game at UCSB and 47 points vs. Utah State, both in 2003-04. The loss was the third in a row for the Titans, who hadn't lost that many consecutively since January of 2006.

Game 7 Charlotte Anaheim Conv. Center Nov. 30, 2008

Charlotte.....34 39 11 - 84
Fullerton.....43 30 19 - 92

Charlotte	FG-A	FT-A	Rb	PF	TP
Coley, F	2-5	2-4	6	4	6
Mack, F	3-13	2-2	3	5	11
Wilderness, F	5-10	3-5	4	3	13
Harris, G	7-12	1-4	1	5	15
Coleman, G	3-9	2-2	3	2	9
Barnett	1-2	0-0	1	0	3
Ngoundjo	0-0	0-0	0	1	0
Andersen	4-15	3-4	5	1	15
Jones	3-8	6-7	6	5	12
Dewhurst	0-1	0-0	0	2	0
Totals	28-75	19-28	35	28	84
	(.373)	(.670)			

3-pt FG: (9-27, .333) – Andersen 4/13, Mack 3/6, Barnett 1/2, Coleman 1/5, Harris 0/1

Titans	FG-A	FT-A	Rb	PF	TP
Anderson, F	3-4	5-10	5	5	11
Guisse, F	3-5	2-2	11	3	8
Akognon, G	6-17	9-12	8	2	26
Lassiter, G	3-5	4-4	2	3	13
Streeter, G	2-3	0-0	4	5	5
Thompson	5-13	0-0	5	0	11
Shamsud-din	0-0	0-0	2	3	0
Rhymes	4-4	2-3	4	2	12
Miller	2-3	1-2	5	5	5
Thomas	0-0	1-2	0	1	1
Totals	28-54	24-35	48	29	92
	(.519)	(.686)			

3-pt FG: (12-21, .571) – Akognon 5/11, Lassiter 3/3, Rhymes 2/2, Streeter 1/1, Thompson 1/4 Attendance: 1,077

Two days after one of their worst performances, the Titans gutted out a 92-84 overtime victory that snapped their longest losing streak in three years and got the Big West Conference its first victory in a tourney it co-hosts.

Fullerton weathered a quick Charlotte start (15-7 lead), 26 turnovers, 10 of 18 free-throw shooting in the second half and three players fouling out to hand Charlotte its fifth loss of the young season either by 5 or fewer points or in overtime.

Fullerton closed out the first half with a 36-19 run with Josh Akognon scoring the final 10 points before intermission. He was 0-for-2 from the floor in the first 13 minutes as Charlotte focused on him and even used a box and one alignment. Chris Rhymes took advantage and scored 10 points off the bench, hitting all four of his shots including a pair of treys.

Fullerton opened a 12-point second-half lead at 54-42 but then went cold. Akognon even missed three free throws in a row. The 49ers crept back and scored the final 7 points of regulation over a 4-minute span to catch up. Aaron Thompson and Akognon missed potential game-winning shots and it was on to overtime.

Thompson's driving jumper put CSF ahead to stay at 77-75. Two Akognon free throws and a Lassiter trey made it a 7-point game. Charlotte closed to within 3 but Thompson made a dunk and the Titans remained perfect at the foul line, going 10-for-10 in OT.

2008-09 GAME SUMMARIES

Game 8 at LSU Pete Maravich Assembly Ctr. Dec. 2, 2008

Fullerton.....31 32 -- 63
LSU.....42 42 -- 84

Titans	FG-A	FT-A	Rb	PF	TP
Anderson, F	1- 4	1- 2	2	1	3
Guisse, F	1- 5	1- 2	8	2	3
Akognon, G	8-20	4- 4	5	1	23
Lassiter, G	3- 8	0- 0	1	1	7
Streeter, G	4-10	0- 0	2	3	9
Thompson	3- 7	0- 0	3	1	6
Shamsud-din	0- 2	0- 0	0	2	0
Rhymes	1- 4	0- 0	1	2	3
Miller	4- 8	1- 4	4	2	9
Thomas	0- 0	0- 0	0	2	0
Totals	25-68	7-12	27	17	63
	(.368)	(.583)			

3-pt FG: (6-22, .273) - Akognon 3/9, Rhymes 1/1, Streeter 1/3, Lassiter 1/5, Anderson 0/1, Shamsud-din 0/1, Thompson 0/2

LSU	FG-A	FT-A	Rb	PF	TP
Mitchell, F	4- 8	8- 9	15	1	16
Johnson, C	6-10	4- 5	9	0	16
M.Thornton, G	9-17	5- 7	8	3	24
Spencer, G	5-13	1- 1	5	2	13
Temple, G	2- 8	3- 4	10	3	8
Graham	0- 0	0- 0	1	0	0
Bass	0- 0	0- 0	1	0	0
Martin	0- 3	0- 0	3	0	0
Kinsley	0- 1	0- 0	0	0	0
Warren	0- 0	0- 0	0	1	0
Farrer	1- 1	0- 0	0	0	3
Q.Thornton	2- 3	0- 0	4	3	4
Totals	29-64	21-26	56	13	84
	(.453)	(.808)			

3-pt FG: (5-16, .313) - Spencer 2/5, Farrer 1/1, Temple 1/4, M.Thornton 1/5, Martin 0/1
Attendance: 9,043

Playing their fifth road game in 10 days after a 5-hour flight and in a Southeastern Conference venue for the first time in the program's history, the Titans' result at LSU was predictable. What couldn't have been predicted was how badly they were outbounded.

LSU dominated the Titans on the glass even more than Saint Mary's had four days earlier. The Tigers grabbed 7 of the game's first 8 rebounds and held a 2-to-1 margin the rest of the game in rolling to their sixth win in six tries -- all at home -- under first-year Coach Trent Johnson, an old friend of CSF Coach Bob Burton.

With a FOX Sports South television audience and 9,043 fans watching, the Titans held their own for awhile. Josh Akognon's 3-point field goal gave Fullerton its last lead at 9-8 less than four minutes into the game. LSU scored the next four points and it would never trail again. Point guard Bo Spencer scored the final six points of the half on two treys for a 42-31 halftime bulge built largely on 15 offensive rebounds.

Fullerton opened the second half with a 7-2 spurt that forced Johnson to call a timeout with the margin down to 6 points. His advice was well-heeded as the Tigers scored the next 7 points to build a 51-38 lead and only once would Fullerton cut it again to a single-digit disparity. It was still only a 12-point margin with 4:15 remaining but the Tigers finished the game with a 14-5 run.

Game 9 Central Michigan Titan Gym Dec. 6, 2008

Central Michigan23 42 -- 65
Fullerton.....46 33 -- 79

CMU	FG-A	FT-A	Rb	PF	TP
Kellermann, F	2- 8	2- 2	2	4	8
Hardiman, F	7-16	5-10	4	4	19
Allen, G	1- 5	1- 2	1	4	4
Harman, G	4-11	0- 0	2	4	11
Weary, G	0- 3	0- 0	2	3	0
Saylor	1- 1	0- 0	0	0	2
Bridges	1- 1	0- 0	1	1	2
Eddie	0- 2	0- 0	0	0	0
Van	5- 8	4- 8	12	3	14
Hunter	2- 6	0- 1	8	1	5
Totals	23-61	12-23	36	24	65
	(.377)	(.522)			

3-pt FG: (7-20, .350) - Harman 3/8, Kellermann 2/7, Allen 1/2, Hunter 1/3

Titans	FG-A	FT-A	Rb	PF	TP
Anderson, F	1- 1	0- 0	2	0	2
Guisse, F	2- 3	2- 3	4	4	6
Akognon, G	6-18	12-13	6	1	27
Lassiter, G	4- 8	5- 6	5	4	13
Streeter, G	3- 6	3- 4	6	1	10
Thompson	2- 4	3- 8	6	3	8
Shamsud-din	0- 1	0- 0	1	0	0
Rhymes	3- 5	1- 2	2	4	7
Miller	3- 4	0- 0	3	1	6
Totals	24-50	26-36	39	18	79
	(.480)	(.722)			

3-pt FG: (5-16, .313) - Akognon 3/9, Thompson 1/1, Streeter 1/3, Shamsud-din 0/1, Lassiter 0/2
Attendance: 1,022

The Titans played only their second home game of the season, the latest into the schedule in the program's Div. I history, and came away with a gutty victory to avenge a hard-fought defeat a year earlier at Central Michigan.

The game had an ominous start as Gerard Anderson came up limping after scoring the game's first basket. The sprained ankle sidelined him for the remaining 39 minutes and put pressure on the Titans' under-sized bench and the big men to stay out of foul trouble.

Fortunately, Josh Akognon stepped up with one of his best all-around games. Not surprisingly, he led the team in scoring but also shared the lead in rebounds and topped the squad with a career-high 7 assists. He also was called upon to handle the ball as CMU applied full-court pressure down the stretch after Jacques Streeter joined Anderson on the bench with an ankle problem.

Akognon became the first Div. I Titan to score 20 or more points for the eighth consecutive game despite an off shooting night from the floor.

CSF held CMU to 31 percent shooting in the first half and the Chippewas committed 13 turnovers. The Titans jumped out to a 6-0 lead and led wire-to-wire but there were nervous moments in the second half.

Fullerton started out cold in the second half and CMU began taking advantage of size mismatches and CSF foul trouble inside. But a shift to a zone slowed down the game and CMU never got the deficit into a single digit thanks to solid Titan free-throw shooting down the stretch.

Game 10 at Montana State Worthington Arena Dec. 9, 2008

Fullerton.....43 17 -- 60
Montana State34 40 -- 74

Titans	FG-A	FT-A	Rb	PF	TP
Lassiter, F	2- 6	0- 0	2	2	5
Guisse, F	3- 6	1- 2	5	4	7
Akognon, G	6-23	3- 4	3	4	18
Rhymes, G	1- 6	0- 0	2	5	2
Streeter, G	1- 4	0- 0	4	1	3
Thompson	7-10	3- 4	1	1	18
Andersen	0- 0	0- 0	0	0	0
Shamsud-din	0- 2	0- 0	1	1	0
Miller	1- 1	1- 1	3	3	3
Thomas	2- 2	0- 0	0	1	4
Totals	23-60	8-11	25	22	60
	(.383)	(.727)			

3-pt FG: (6-28, .214) - Akognon 3/14, Thompson 1/2, Streeter 1/3, Lassiter 1/5, Shamsud-din 0/1, Rhymes 0/3

Montana St.	FG-A	FT-A	Rb	PF	TP
Howard, F	7-14	2- 5	7	1	20
Rush, F	1- 4	3- 3	8	2	5
Mbunga, C	5- 7	6- 6	8	3	16
Navarre, G	3- 5	1- 2	4	1	9
Bynum, G	1- 5	1- 2	5	1	3
Brown	1- 1	0- 2	1	0	2
Hennessy	1- 2	0- 0	1	2	2
Piepoli	3- 9	0- 0	4	0	9
Anderson	2- 2	0- 0	0	0	4
Johnson	2- 5	0- 0	1	3	4
Totals	26-54	13-20	43	13	74
	(.481)	(.650)			

3-pt FG: (9-20, .450) - Howard 4/8, Piepoli 3/7, Navarre 2/3, Johnson 0/2
Attendance: 2,529

Gerard Anderson on crutches and Jacques Streeter sitting next to him at Monday night's practice in Bozeman forebode a bad experience for the Titans 24 hours later at Montana State. When it did in fact turn out bad, it was more painful because of the strong first half that sent the Titans into the locker room with a 9-point lead.

Streeter started and played 32 minutes at less than full speed. And with Aaron Thompson hitting all 5 of his shots and scoring 12 points to go with the expected 15 from Josh Akognon, the Titans pulled away from an 8-8 tie to lead by as many as 12 points at 43-31.

The second half started poorly and it all fell apart in about five minutes. Papa Guisse picked up his third foul, Bobby Howard hit a 3-pointer and Chris Rhymes picked up an offensive foul, all in 31 seconds. That started a 15-2 surge that put the Bobcats ahead for good at 49-45.

After making their first six shots of the half including three treys, Montana State finally cooled off but the Titans couldn't take advantage. Their 1-for-7 shooting to start the period improved only slightly. They got within 2 points on 5 occasions but could never catch up and a 10-1 Bobcat run made it a 66-55 game with 4:36 remaining.

Akognon had several shots to add to his 18-point total but he couldn't break the 20-point barrier for the first time in nine games. He was 1-for-10 from the floor in the second half and his teammates weren't much better, going 5-for-19 to total 6-for-29 or 20.7 percent for the half.

Game 11 Cal State Bakersfield Titan Gym Dec. 13, 2008

Bakersfield25 39 -- 64
Fullerton.....52 35 -- 87

Bakersfield	FG-A	FT-A	Rb	PF	TP
Blakley, F	1- 8	6- 6	4	3	8
Lee, C	2- 3	1- 1	3	0	5
Bragg, G	1- 5	0- 0	0	5	3
Emanuel, G	2- 8	0- 0	1	2	4
Johns, G	6-16	6- 6	7	2	18
Johnson	0- 2	3- 4	1	3	3
Dennis	0- 3	0- 0	2	0	0
R.Brown	0- 1	0- 0	2	1	0
Carlson	1- 2	0- 0	1	0	2
Lara	0- 3	0- 0	0	0	0
Latunde	8-13	3- 6	9	5	19
C.Brown	1- 1	0- 0	0	0	2
Totals	22-65	19-23	35	21	64
	(.338)	(.826)			

3-pt FG: (1-12, .083) - Bragg 1/3, Johns 0/1, Johnson 0/1, Dennis 0/1, Carlson 0/1, Blakley 0/2, Emanuel 0/3

Titans	FG-A	FT-A	Rb	PF	TP
Anderson, F	6- 6	3- 5	4	3	15
Guisse, F	1- 2	0- 0	7	5	2
Akognon, G	10-20	15-15	7	1	41
Lassiter, G	2- 6	5- 6	3	4	10
Streeter, G	1- 4	0- 0	3	1	3
Thompson	1- 1	0- 0	1	2	3
Andersen	0- 1	0- 0	1	0	0
Shamsud-din	1- 2	0- 0	0	0	2
Rhymes	2- 4	0- 0	4	1	4
Miller	3- 3	1- 2	1	4	7
Mensah	0- 0	0- 0	0	0	0
Thomas	0- 0	0- 0	0	0	0
Totals	27-49	24-28	34	21	87
	(.551)	(.857)			

3-pt FG: (9-21, .429) - Akognon 6/11, Thompson 1/1, Streeter 1/1, Lassiter 1/5, Guisse 0/1, Andersen 0/1, Shamsud-din 0/1
Attendance: 801

A series of triumphant returns -- all significant -- combined to give the Titans' one of their most lopsided victories.

The Titans were back in Titan Gym, where they ran their record to 3-0 by shooting a phenomenal 73.9 percent from the floor in the first half on the more familiar rim.

Gerard Anderson returned to the lineup after missing only a week due to a sprained ankle. He made all six shots including a lob pass dunk on a fast break that brought down the house and forced a CSUB timeout.

And Josh Akognon's shooting touch returned. He made all four of his 3-point tries in a 6-for-9 overall first half that saw him total 21 points or only four less than the Roadrunners. He went on to match his career high with 41 points and set a school single-game free-throw percentage record, nipping Kevin Henderson's 14-for-14 effort vs. Texas Tech on Dec. 5, 1985.

Bakersfield's shooting woes denied it another positive impression on the Big West. It already had a win over Northridge and 1-point and overtime losses at Davis and Pacific, respectively, on its resume. But the Roadrunners shot only 35 percent in the first half, making only 1 of 9 3-pointers as they fell behind, 30-10. The margin grew to as many as 32 points in the first half.

Fullerton again came out slowly in the second half, without a field goal for 4 minutes, but CSUB got no closer than 19.

Game 12 Montana State Titan Gym Dec. 22, 2008

Montana State 26 54 -- 80
Fullerton..... 33 55 -- 88

Montana St.	FG-A	FT-A	Rb	PF	TP
Howard, F	7-13	0-1	7	5	18
Mbunga, C	7- 7	1-1	10	2	15
Navarre, G	2- 5	2-3	3	4	6
Bynum, G	5-11	0-0	2	1	11
Rush, G	8-12	4-4	5	3	20
Brown	2- 2	0-0	3	1	5
Hennessy	0- 0	0-0	0	0	0
Piepoli	1- 6	0-0	1	0	3
Anderson	0- 2	0-0	1	1	0
Johnson	1- 2	0-0	4	1	2
Totals	33-60	7-9	37	18	80
	(.550)	(.778)			

3-pt FG: (7-20, .350) - Howard 4/7, Brown 1/1, Bynum 1/3, Piepoli 1/6, Rush 0/1, Anderson 0/1, Johnson 0/1

Titans	FG-A	FT-A	Rb	PF	TP
Guisse, F	2- 4	2-2	6	5	6
Miller, F	2- 2	0-0	0	2	4
Akognon, G	9-19	4-4	2	3	29
Lassiter, G	4-11	2-2	1	3	11
Streeter, G	7-10	4-4	2	1	23
Thompson	1- 2	0-0	1	0	2
Shamsud-diin	1- 1	0-0	0	0	3
Rhymes	1- 2	1-2	0	0	3
Anderson	3- 8	1-2	4	1	7
Totals	30-59	14-16	19	15	88
	(.508)	(.875)			

3-pt FG: (14-30, .467) -- Akognon 7/14, Streeter 5/8, Shamsud-din 1/1, Lassiter 1/5, Thompson 0/1, Rhymes 0/1
Attendance: 702

After a week off for finals, the Titans hosted Montana State seeking to avenge a come-from-ahead loss in Bozeman on Dec. 9. The Bobcats were coming off a win two days earlier at Long Beach State but after a quick 6-0 start, which would be their biggest lead, they looked as rusty as the hosts, who were trying to get back to .500.

Nine minutes into the game the score was 10-10 with both teams shooting around 33 percent and committing a lot of turnovers. But Fullerton put together a 9-0 run capped by one of Josh Akognon's two first-half buckets and the Titans led all the way to a 33-26 edge at intermission despite only 4 points and 3 fouls from Akognon.

For the fourth game in a row, the Titans had trouble opening the second half. Montana State used a 9-2 run to tie the game at 35. But then Akognon erupted. Back-to-back 3-pointers made it a 6-point lead and he added four more treys in the next five minutes to fuel a 27-12 surge for a 62-47 lead with 11:11 to play.

The Bobcats continued to dominate the boards and started taking better care of the ball and they closed within 9 points at 71-62 with 4:21 remaining. But Papa Guisse hit a baseline jumper and Akognon tossed in his seventh trey of the half to make it a 76-62 advantage with 3:33 left. From there the Titans made 10 of 12 free throws to hold off the Bobcats, who ended up shooting a nifty 55 percent from the floor.

Jacques Streeter hit 5 of 8 treys to support Akognon and the team's total of 14 makes was only one shy of the school record.



Game 13 Cal State Northridge Titan Gym Dec. 29, 2008

Northridge..... 40 50 -- 90
Fullerton..... 24 40 -- 64

Northridge	FG-A	FT-A	Rb	PF	TP
Galick, F	7- 8	3-5	13	1	17
Daniels, F	3- 3	1-2	3	2	7
Townsend, F	4- 6	0-0	6	4	9
Haynes, G	6- 8	2-2	1	3	18
Jenkins, G	2- 6	2-2	2	2	8
Tresvant	7-15	0-0	0	1	20
Osunsanmi	1- 2	0-0	3	2	2
Mels	4- 6	0-1	2	2	9
Taylor	0- 0	0-0	1	0	0
Crawford	0- 1	0-0	2	1	0
Rutherford	0- 2	0-0	0	0	0
Totals	34-57	8-12	41	18	90
	(.596)	(.667)			

3-pt FG: (14-22, .636) - Tresvant 6/10, Haynes 4/6, Jenkins 2/4, Mels 1/1, Townsend 1/1

Titans	FG-A	FT-A	Rb	PF	TP
Anderson, F	3- 9	7-8	6	3	13
Guisse, F	0- 3	0-2	4	3	0
Akognon, G	3-13	0-1	1	2	8
Lassiter, G	5-11	1-3	3	4	13
Streeter, G	4- 7	0-0	2	0	12
Thompson	6-13	2-2	9	0	14
Andersen	1- 2	0-0	0	0	2
Shamsud-din	0- 1	0-0	1	1	0
Rhymes	0- 3	0-0	0	0	0
Miller	0- 0	0-0	0	1	0
Thomas	1- 2	0-0	2	2	2
Totals	23-64	10-16	31	16	64
	(.359)	(.625)			

3-pt FG: (8-27, .296) -- Streeter 4/6, Akognon 2/6, Lassiter 2/8, Anderson 0/1, Shamsud-diin 0/1, Rhymes 0/1, Thompson 0/4
Attend.: 1,013

An early start to the Big West Conference schedule apparently caught the Titans by surprise. But not the Matadors.

Pre-season favorite Cal State Northridge put its 3-7 record (0-7 on the road) behind it and came roaring out of the gate to hand Fullerton its worst home loss of the Bob Burton Era and worst since another 26-point defeat on Feb. 2, 2002, to UC Irvine.

Northridge jumped out to a 10-0 lead as the Titans didn't score until Gerard Anderson's free throw four minutes into the game. That along with a pair of 3-pointers by Jacques Streeter fueled a 14-5 Fullerton run that got it within a point at 15-14 on Aaron Thompson's bucket with 12:38 to go. But Fullerton would go seven minutes without scoring and by then the Matadors had used a 15-0 run for a 30-14 advantage that was never seriously threatened.

CSUN shot 60 percent from the floor and the 3-point line in the first half, exactly double the Titans' 30-percent effort from both areas. Guard Rob Haynes was denying Titans' leading scorer Josh Akognon the ball and held him to 1 basket in 5 tries.

The Titans came alive in the second half, closing to 49-40 at 15:19 after Akognon and Marcio Lassiter each got 5 points in a 10-2 Fullerton run. But the Matadors would make their next five 3-point shots -- by four different players -- and quickly it was a 20-point deficit at 68-48 with 10:58 left.

Akognon failed to reach double figures for the first time in 25 games and only the fourth time in his Titan career.

Game 14 at UC Irvine Bren Center Jan. 3, 2009

Fullerton.....27 37 10 - 74
UC Irvine37 27 14 - 78

Titans	FG-A	FT-A	Rb	PF	TP
Akognon, G	3-11	5-6	4	2	12
Lassiter, G	3-11	0-0	1	2	8
Streeter, G	9-13	2-5	4	3	23
Anderson, F	4- 5	1-6	6	5	9
Guisse, F	2- 4	0-0	8	5	4
Thompson	7-14	0-0	5	0	16
Andersen	0- 0	0-0	1	1	0
Shamsud-din	0- 0	0-0	0	0	0
Miller	1- 2	0-0	3	2	2
Totals	29-60	8-17	36	20	74
	(.483)	(.471)			

3-pt FG: (8-23, .348) - Streeter 3/5, Thompson 2/4, Lassiter 2/8, Akognon 1/6

UC Irvine	FG-A	FT-A	Rb	PF	TP
Wise, F	7-13	11-12	8	1	25
Folker, F	3- 7	1- 1	11	3	7
Bland, C	0- 6	0-0	6	5	0
Lauer, G	9-14	2- 4	5	2	27
Hunter, G	2- 9	0-0	1	3	5
Rembert	2- 8	1- 3	2	1	5
DeCasas	0- 0	0-0	0	1	0
Strings	2- 4	0-0	1	0	5
Atkinson	2- 4	0-1	3	2	4
Totals	27-65	15-21	41	18	78
	(.415)	(.714)			

3-pt FG: (9-22, .409) -- Lauer 7/12, Strings 1/2, Hunter 1/4, Wise 0/1, Bland 0/1, Rembert 0/2
Attendance: 1,619

Fullerton began a 3-game road trip at UC Irvine, where the Titans had won the last two years as part of a 5-game winning streak vs. the Anteaters, who were off to a 2-10 start and hadn't won a home game.

But all those positive vibes evaporated in a hail of first-half 3-point baskets by Brett Lauer, who hit 6 of 8 attempts on his way to 22 points that fueled a 37-27 UCI edge at the break. The Titans cooled him off in the second half but still found themselves down by 11 points at 53-42 with 10:34 to play.

The Titans went to a zone defense and UCI struggled against it, scoring only 8 points in the next 6 minutes which allowed CSF to pull within a point at 61-60 with 4:36 to play on a Gerard Anderson dunk.

Fullerton held UCI scoreless for the next 3 minutes but couldn't score itself. Eric Wise finally made a 3-point play at 1:26 to put UCI ahead, 64-60. Josh Akognon, again hounded all over the court by a Big West defense, made two free throws at 1:18 and Jacques Streeter's bucket tied the game with 24 seconds left. UCI played for the last shot but Streeter came up with a loose ball and his length-of-the-court drive ended in a missed layup. Two hurried, unsuccessful follows by teammates failed as the horn sounded.

In overtime, UCI scored the first four points before Streeter and Lauer exchanged treys. An Akognon free throw and a trey by Aaron Thompson tied the game with 1:42 to play. Michael Hunter made a 3-pointer to put UCI ahead for good and Wise made 4-of-4 free throws in the final 15 seconds to offset a late Marcio Lassiter 3-pointer.

The game ultimately was decided at the foul line where Fullerton shot a season-low .471 percentage, making only 8 of 17.

2008-09 GAME SUMMARIES

Game 15 at Cal Poly Mott Gym Jan. 8, 2009

Fullerton.....	51	35	--	86
Cal Poly.....	48	34	--	82

Titans	FG-A	FT-A	Rb	PF	TP
Anderson, F	3- 7	1- 4	8	3	7
Guisse, F	1- 4	0- 0	5	5	2
Thompson, G	2- 3	3- 3	5	3	7
Akognon, G	9-20	4- 4	3	3	26
Streeter, G	7-16	1- 2	3	2	19
Lassiter	4- 6	2- 2	1	1	12
Shamsud-din	0- 0	0- 0	0	0	0
Rhymes	2- 2	0- 0	0	1	6
Miller	2- 3	3- 4	4	2	7
Totals	30-61	14-19	36	20	86

3-pt FG: (12-27, .444) - Streeter 4/9, Akognon 4/11, Rhymes 2/2, Lassiter 2/3, Thompson 0/1, Anderson 0/1

Cal Poly	FG-A	FT-A	Rb	PF	TP
Dipprey, F	3- 6	2- 2	5	3	8
Shelton, F	6- 9	1- 2	7	2	13
Thomas, G	8-16	2- 4	8	1	23
Keeler, G	2- 8	7- 9	1	2	11
Lewis, G	5-13	2- 2	5	3	14
Brown	0- 0	0- 0	0	0	0
Henning	1- 2	0- 0	0	0	2
Anderson	3- 9	0- 1	3	2	7
Hanson	1- 2	2- 3	4	0	4
Totals	29-65	16-23	37	13	82

3-pt FG: (8-24, .333) -- Thomas 5/11, Lewis 2/5, Anderson 1/3, Hanson 0/1, Keeler 0/4
Attendance: 1,873

A 9-0 deficit to start the game was not what the Titans were looking for in an attempt to get a Big West Conference win under their belts. But a 3-pointer by Chaz Thomas and two by Shawn Lewis put them in a hole and forced an early timeout in a game nationally televised on ESPNU.

Ironically, it would be the 3-pointer -- and later a stingy Fullerton zone defense -- that would overcome the bad start and produce the Titans' first Big West win.

Josh Akognon got untracked after two shackled games and Jacques Streeter kept up his hot hand from the arc. With Chris Rhymes hitting two treys off the bench and Marcio Lassiter also going 2-for-2, the Titans finished the half 9 of 14 and ahead by 3 points as Cal Poly cooled off and hit only 6 of 12 treys in a first half that defensive-minded coaches would abhor.

Fullerton scored the first 7 points of the second half for a 58-48 lead but it wouldn't last long. CP went on a 13-3 run to tie the game and later took a pair of 3-point leads, the first at 66-63 on a Thomas 3-pointer and the last at 68-65 with 10:29 to play after a lob dunk to Lewis. CP would get no more treys and Lewis would not score again.

Fullerton took a 4-point lead at 76-72, fell behind, 78-76, and took the lead for good at 83-81 on two Akognon free throws at 0:33. Akognon's previous bucket had put Fullerton ahead, 81-79, and made him the 20th Titan with 1,000 career points.

Thomas (with about 10 seconds left) and Lewis (twice in the final two seconds) missed shots that would have tied the game. Lassiter iced the outcome with two free throws at 0:00.2.

Game 16 at UC Santa Barbara The Thunderdome Jan. 10, 2009

Fullerton.....	30	32	--	62
Santa Barbara.....	37	21	--	58

Titans	FG-A	FT-A	Rb	PF	TP
Thompson, F	2- 7	1- 3	3	2	5
Anderson, F	3- 5	0- 0	8	5	6
Guisse, C	1- 3	0- 0	1	3	2
Akognon, G	10-22	4- 4	2	3	29
Streeter, G	3- 8	0- 0	1	1	6
Lassiter	3- 6	2- 2	4	0	9
Rhymes	0- 4	0- 0	2	2	0
Miller	2- 3	1- 2	4	4	5
Totals	24-58	8-11	27	20	62

3-pt FG: (6-17, .353) - Akognon 5/11, Lassiter 1/3, Streeter 0/1, Thompson 0/2

UCSB	FG-A	FT-A	Rb	PF	TP
Serna, F	1- 2	0- 0	7	1	2
Devine, F	5-10	3- 7	9	2	13
Nunnally, F	1- 3	4- 6	5	4	7
Brew, G	0- 1	0- 0	2	1	0
Powell, G	7-19	3- 3	4	2	19
Posley	4- 7	0- 0	1	1	8
Roemer	2- 3	0- 0	4	4	5
Phippen	0- 0	0- 0	1	0	0
Somogyi	0- 1	4- 4	2	0	4
Totals	20-46	14-20	38	15	58

3-pt FG: (4-12, .333) -- Powell 2/9, Roemer 1/1, Nunnally 1/2
Attendance: 3,174

CSF completed only its second sweep in the 13-year history of the Central Coast road trip with a noteworthy win at UCSB.

The Titans rallied to victory from a halftime deficit for the first time this season (1-6) behind a defensive effort that held the Gauchos to five second-half field goals. The 62 points for the Titans were their lowest in a winning effort in the Bob Burton Era.

Offensively, it was Josh Akognon's Show again. The senior guard almost outscored the Gauchos' team in the second half, netting 20 of Fullerton's 32 points while UCSB managed only 21 to allow Burton to pick up career win No. 100 at the expense of his good friend, Coach Bob Williams.

As at Cal Poly, the Titans fell behind at the outset, 9-0, but this time they couldn't catch up right away. The deficit grew to 13 points at 31-18 with 5:05 left before the Titans cut it to 37-30 at the half after Aaron Thompson's 3-point play at 0:02.

Akognon, who had made only 5-of-25 shots and only 1-of-16 3-pointers in two games last season against UCSB, carried the team in the second half. His trey at 13:07 gave the Titans their first lead at 46-44. His next trey made it 53-52 at 9:29 to erase the last UCSB lead. And his final trey put the Titans ahead to stay at 58-55 at 4:28.

Fullerton began the game with the zone that had worked so well in a few previous wins. But the Gauchos solved it and crashed the offensive boards, forcing Burton to go back to the man-to-man. The Titans allowed UCSB only 6 points in the final 9:45.

Still, UCSB had the ball with 25 seconds left, trailing 60-58. But James Powell lost the ball on a baseline drive, Lassiter came up with it, was fouled and sank 2 free throws with 4 seconds left to ice another victory.

Game 17 UC Davis Titan Gym Jan. 15, 2009

UC Davis.....	36	49	--	85
Fullerton.....	26	48	--	74

UC Davis	FG-A	FT-A	Rb	PF	TP
Calegari, F	2- 4	0- 0	2	2	5
Oliver, G	11-16	4- 7	5	1	27
Payne, G	8- 8	4- 4	8	2	20
Carter, G	1- 4	0- 0	1	3	3
Harden, G	6-15	2- 4	15	1	14
Boone	1- 1	0- 0	1	1	2
Lowenthal	2- 4	5- 5	3	1	9
Clark	0- 0	0- 0	0	0	0
Oestreicher	0- 0	0- 0	0	0	0
Bruculeri	2- 7	0- 0	4	5	5
Totals	33-59	15-20	42	16	85

3-pt FG: (4-11, .364) - Calegari 1/2, Carter 1/2, Oliver 1/3, Bruculeri 1/3, Harden 0/1

Titans	FG-A	FT-A	Rb	PF	TP
Anderson, F	3- 4	0- 0	4	4	6
Guisse, F	1- 4	3- 5	2	4	5
Thompson, G	2- 9	0- 0	5	0	4
Akognon, G	7-23	4- 4	5	2	20
Streeter, G	8-15	2- 2	3	0	20
Lassiter	2- 7	2- 2	4	5	6
Shamsud-din	0- 0	0- 0	0	2	0
Rhymes	2- 8	2- 3	5	0	7
Miller	2- 4	2- 2	4	0	6
Mensah	0- 0	0- 0	0	1	0
Totals	27-74	15-18	36	18	74

3-pt FG: (5-30, .167) -- Streeter 2/4, Akognon 2/15, Rhymes 1/4, Thompson 0/3, Lassiter 0/4
Attendance: 726

The momentum of a 2-game road winning streak and home-court advantage came crashing down on the Titans along with a torrent of missed shots. Josh Akognon was not immune to the malady and UC Davis won handily for the first time in five trips to Titan Gym. The loss left the Titans 0-2 in Big West home games.

Things got off to a good start as CSF scored first and didn't look at another 9-0 deficit. But the Aggies pulled away from an 8-8 tie and led the rest of the way.

Fullerton hit only 6 of its first 19 shots as the Titans fell behind, 27-14. Akognon got his first 3-pointer -- it would be Fullerton's only one in 12 tries in the half -- to fuel a 9-2 run to cut the gap to 6 at 29-23.

Davis stretched the lead to 10 at the half, saw Fullerton climb again within 6 at 36-30 on two Gerard Anderson buckets to open the second period, but pulled away after Anderson picked up his fourth foul with 17:31 to play.

The lead grew to as many as 18 points at 60-42 before Fullerton made one last rally. The Titans got as close as 66-59 with 5:57 remaining after Jacques Streeter 3-pointer but Davis' big guards, Joe Harden and Mark Payne, scored inside and the outcome was sealed.

Payne ended with a perfect night from the floor and Vince Oliver posted a season-high of 27 points. Harden had 15 rebounds.

At one point, CSF was 1-for-18 from behind the 3-point line and finished 5-for-30 to go with 36.5 percent shooting overall.

Game 18 Pacific Titan Gym Jan. 17, 2009

Pacific.....	36	41	--	77
Fullerton.....	22	40	--	62

Pacific	FG-A	FT-A	Rb	PF	TP
Brown, F	6- 6	2- 4	2	3	14
Willard, F	3- 5	0- 0	8	2	6
Troyer, G	7-10	0- 0	1	1	17
Smith, G	3- 6	1- 2	6	2	7
Kirby, G	4- 8	2- 4	2	2	12
Shipley	0- 0	0- 0	0	0	0
Neufville	1- 3	0- 0	3	2	2
Hawkins	0- 0	0- 0	0	0	0
Doran	1- 3	0- 0	1	0	3
Neimeyer	1- 1	0- 0	1	1	2
LeDuc	4- 5	2- 2	2	3	12
Ford	1- 2	0- 0	2	2	2
Totals	31-49	7-12	30	18	77

3-pt FG: (8-16, .500) - Troyer 3/5, LeDuc 2/3, Kirby 2/4, Doran 1/2, Neufville 0/1, Smith 0/1

Titans	FG-A	FT-A	Rb	PF	TP
Anderson, F	5- 8	2- 5	3	5	12
Guisse, F	0- 0	0- 0	2	0	0
Thompson, G	1- 6	0- 0	1	0	2
Akognon, G	6-16	0- 0	3	3	17
Streeter, G	2- 7	1- 2	2	0	6
Andersen	1- 2	1- 1	1	0	3
Lassiter	2- 6	0- 0	3	3	4
Shamsud-din	0- 0	0- 0	1	0	0
Rhymes	3- 6	6- 6	3	1	13
Miller	2- 4	1- 2	2	2	5
Mensah	0- 0	0- 0	0	0	0
Thomas	0- 1	0- 0	1	0	0
Totals	22-56	11-16	27	14	62

3-pt FG: (7-24, .292) -- Akognon 5/13, Rhymes 1/2, Streeter 1/4, Thompson 0/2, Lassiter 0/3
Attendance: 1,003

A national ESPN2 audience saw a matchup of two teams which had struggled offensively in suffering Thursday night losses, Pacific at UC Irvine and Fullerton at home to UC Davis. But only the Tigers again found the range as the Titans were badly outshot on their home baskets for the third game in a row.

Pacific shot an opponent's season-best .633 from the floor including 50 percent form the 3-point line in leading wire-to-wire. Meanwhile, Fullerton made only 1 of 10 3-pointers in the first half and only 7 for 24 in the game while shooting .393 overall and .292 from behind the arc.

The Tigers jumped out to a 4-0 lead before Josh Akognon hit Fullerton's 3-point try and the crowd settled in expecting a typical Titans-Tigers tussle. But Pacific slowly pulled away as Fullerton missed its next nine 3-point tries and made only one third of its first-half shots.

A flicker of hope emerged when Akognon opened the second half with a trey. But Pacific scored the next 7 points and Fullerton would fade to a deficit as large as 26 points on several occasions. Only a 15-4 advantage over the final 5 minutes made the score closer than the Dec. 29 loss to Cal State Northridge.

Chris Rhymes came off the bench for a season-best 13 points

'08-'09 REVIEW

Game 19 at Cal State Northridge The Matadome Jan. 21, 2009

Fullerton..... 45 46 -- 91
Northridge..... 35 52 -- 87

Titans	FG-A	FT-A	Rb	PF	TP
Anderson, F	6-10	2-3	8	3	14
Miller, F	2- 3	2-4	3	4	6
Akognon, G	5-13	4-4	5	0	16
Rhymes, G	3- 6	2-4	6	2	9
Streeter, G	9-14	6-6	5	3	27
Thompson	0- 1	0-0	0	0	0
Lassiter	5-11	3-4	3	4	17
Shamsud-din	0- 1	0-0	0	0	0
Guisse	1- 1	0-0	3	3	2
Thomas	0- 0	0-0	1	0	0
Totals	31-60	19-25	36	19	91

3-pt FG: (10-25, .400) - Lassiter 4/9, Streeter 3/5, Akognon 2/6, Rhymes 1/3, Thompson 0/1, Shamsud-din 0/1

Northridge	FG-A	FT-A	Rb	PF	TP
Galic, F	3- 5	0-3	0	5	6
Daniels, F	4- 9	2-4	9	2	10
Townsend, C	6-11	2-2	13	5	14
Haynes, G	5-11	0-0	1	0	14
Jenkins, G	6-11	2-3	3	3	19
Cordell	0- 1	0-0	1	1	0
Hill	3- 9	1-4	1	3	7
Osunsanmi	1- 2	0-0	0	2	2
Mels	5- 8	3-3	3	0	15
Smith	0- 1	0-1	5	0	0
Crawford	0- 1	0-0	0	0	0
Lizarraga	0- 0	0-0	0	0	0
Totals	33-69	10-20	38	21	87

3-pt FG: (11-22, .500) -- Jenkins 5/8, Haynes 4/6, Mels 2/2, Daniels 0/2, Hill 0/4 Attend.: 1,331

For at least one day of every year, the Matadome on the Cal State Northridge campus becomes the "Bobadome."

Coach Bob Burton ran his record at the cozy campus gym to 6-0 with a win that avenged a 26-point home loss to the Matadors and ended a 2-game losing streak.

This time the Titans jumped out on top. Instead of falling behind as they did on Dec. 29, 10-0, the Titans got two buckets from Gerard Anderson in the first 30 seconds and led early, 6-0 and 18-8. CSUN closed the gap and when both Ray Miller and Papa Guisse picked up their third fouls before the midway point of the half, it looked like a short-lived advantage. But the Titans regrouped and took advantage of poor foul-shooting (3-of-10) by the hosts to lead by as many as 13 points.

Tremaine Townsend scored three second-half buckets before the Titans could take a shot but 3-pointers by starter Chris Rhymes and Marcio Lassiter helped get the lead back to 58-48 at 13:32. Rodrigue Mels fueled a CSUN run that finally gave it the lead at 66-65 at 8:50 and it grew twice to 5 points, the last time at 75-70 at 5:55.

Then Jacques Streeter, who would finish with a season-high 27 points, took over. He made 6-of-6 free throws in a 10-2 run that put Fullerton ahead to stay at 80-77 and his fallaway jumper to beat the shot clock made it 86-82 with 1:10 to play. After a CSUN basket, Ray Miller got the lead back to 4 on a bucket with 28 seconds left and free throws by Josh Akognon and Chris Rhymes in the final 7 seconds iced the win.

Game 20 at Long Beach State The Walter Pyramid Jan. 29, 2009

Fullerton..... 24 37 -- 61
Long Beach..... 32 28 -- 60

Titans	FG-A	FT-A	Rb	PF	TP
Anderson, F	0- 1	0-0	6	4	0
Miller, F	5-10	0-2	3	1	10
Akognon, G	11-23	5-7	3	1	31
Rhymes, G	3- 8	0-0	2	1	7
Streeter, G	1-11	0-0	6	0	2
Thompson	0- 2	0-0	4	0	0
Lassiter	4- 8	0-0	5	3	9
Shamsud-din	0- 1	0-0	0	0	0
Guisse	0- 1	2-2	2	2	2
Totals	24-65	7-11	38	12	61

3-pt FG: (6-22, .273) - Akognon 4/11, Lassiter 1/2, Rhymes 1/4, Thompson 0/1, Shamsud-din 0/1, Streeter 0/3

Long Beach	FG-A	FT-A	Rb	PF	TP
Williams, F	2- 2	1-2	1	2	5
Freeman, C	3- 3	0-0	7	2	6
Morris, G	5-13	0-0	3	2	10
Ware, G	3- 9	0-0	0	2	7
Gilling, G	6-11	0-0	1	0	15
Phelps	1- 4	0-0	5	1	2
Plater	0- 0	0-0	0	0	0
Lazdauskas	0- 0	0-0	0	0	0
Robinson	3- 8	3-4	15	0	9
Clady	0- 2	0-0	1	1	0
Anderson	2- 4	1-2	1	0	6
Lizarraga	0- 0	0-0	0	0	0
Totals	25-56	5- 8	36	10	60

3-pt FG: (5-17, .294) -- Gilling 3/7, Anderson 1/2, Ware 1/3, Clady 0/1, Morris 0/4 Attend.: 4,263

Long Beach State pulled out all the stops to flaunt its status atop the Big West standings. A pre-game reunion of former 49er stars featuring NBA veteran Craig Hodges and coach Tex Winter, he of the triangle offense, was saluted at halftime, when the 49ers' conference championship teams from a year ago were introduced. It was also Greek Spirit Night, and -- with two busloads of Titan students screaming their heads off -- it added up to a raucous SRO crowd that saw a thrilling finish.

They also got to see Josh Akognon at work. The nation's ninth best scorer tallied more than half of Fullerton's points, twice putting it ahead in the final two minutes. The topper was his fallaway jumper with 3.9 seconds left that trumped a 3-pointer by Stephen Gilling which had put the 49ers back ahead by one with 19 seconds left.

Akognon also scored 9 points in less than two minutes early in the second half to make a 13-point deficit manageable at 39-33. Marcio Lassiter made three second-half buckets and each was critical. The first brought Fullerton within a point at 50-49, the second tied the game at 55 and the third put Fullerton up, 57-55, with 1:43 to go.

The Titans won their fourth Big West road game in a row despite getting 2 points total from Gerard Anderson and Jacques Streeter, missing their first 10 3-pointers and shooting only 29 percent in the first half.

The victory with only 61 points "one-downed" the Titans' 62-58 victory at UCSB which had been the lowest scoring victorious total in the Bob Burton Era.



Game 21 UC Riverside Titan Gym Jan. 31, 2009

Riverside 29 23 -- 52
Fullerton..... 24 34 -- 58

Riverside	FG-A	FT-A	Rb	PF	TP
Austin, F	9-18	0-0	10	4	18
Borum, G	1- 7	2-2	4	2	5
Scott, G	2-15	2-2	10	2	6
Cunningham, G	2- 4	1-2	1	3	6
Dowdy, G	4- 7	0-0	3	3	10
Diggs	0- 1	0-0	0	1	0
LoBue	2- 4	0-0	1	2	5
Soto	1- 2	0-0	5	0	2
Totals	21-58	5- 6	39	17	52

3-pt FG: (5-14, .357) - Dowdy 2/3, Cunningham 1/1, LoBue 1/2, Borum 1/5, Diggs 0/1, Austin 0/2

Titans	FG-A	FT-A	Rb	PF	TP
Anderson, F	5- 7	1-4	6	3	11
Miller, C	0- 0	0-0	0	4	0
Akognon, G	5-21	2-2	4	0	15
Rhymes, G	2- 5	1-2	3	0	5
Streeter, G	4-11	5-6	5	1	17
Thompson	1- 2	0-0	0	1	2
Lassiter	1- 3	2-2	5	1	4
Guisse	1- 2	2-2	5	2	4
Totals	19-51	13-18	33	12	58

3-pt FG: (7-29, .241) -- Streeter 4/9, Akognon 3/15, Thompson 0/1, Rhymes 0/2, Lassiter 0/2 Attendance: 866

Home-court disadvantage sounds like an oxymoron, but that's what the Titans were confronting when they hosted UC Riverside in the fourth Big West Conference home game of the season, still looking for a win.

Shooting, once again, proved below average but the Titans turned up the defensive intensity and got themselves on the positive side of the .500 mark for the first time since the second week of the season.

Prior to the Jan. 10 win at UCSB, Coach Bob Burton's Titans had never won when scoring less than 63 points. But they won at UCSB, 62-58; they won at Long Beach two nights earlier, 61-60; and now they have a win in the 50s.

CSF shot a frigid 28 percent in the first half and made only 2 of 18 3-pointers. Josh Akognon missed his first 10 shots before nailing a three at the 3:42 mark. Thanks in great part to 14 offensive rebounds, the Titans were down by only 5 points at the break.

Jacques Streeter hit a trey to open the second half but UCR scored the next 5 points to take its biggest lead of the game at 34-27. Then Akognon came alive. He scored 10 points in an extended 17-4 run that put Fullerton ahead, 44-38, with 8:28 to play.

UCR kept clawing back but could never catch Fullerton. Streeter's 4-point play got the lead back to 6 at 48-42 at 7:10 and Papa Guisse did the same with a sensational series of plays. He blocked two shots on the same possession, fought for a rebound in traffic, was fouled, and sank two free throws for a 54-48 edge with 1:57 left.

Akognon converted both ends of a one-and-one with 16 seconds left for a 56-52 lead. Brandon Dowdy missed a three, Marcio Lassiter rebounded, was fouled and made two clinching free throws.

'08-09 REVIEW

2008-09 GAME SUMMARIES

Game 22 UC Santa Barbara Titan Gym Feb. 5, 2009

Santa Barbara..... 42 23 -- 65
Fullerton..... 23 49 -- 72

UCSB	FG-A	FT-A	Rb	PF	TP
Serna, F	8-12	4-6	8	3	20
Devine, F	7-13	5-7	12	1	20
Posley, G	1-7	1-2	3	2	3
Roemer, G	0-4	0-0	5	2	0
Brew, G	1-3	0-0	2	1	2
Weiner	1-2	0-0	0	0	3
Phippen	0-0	0-0	1	1	0
Nunnally	2-8	5-6	4	1	9
Powell	0-6	0-0	2	3	0
Byrd	4-7	0-0	4	2	8
Somogyi	0-1	0-0	4	0	0
Totals	24-63	15-21	49	16	65
	(.381)	(.714)			

3-pt FG: (2-9, .222) - Weiner 1/1, Devine 1/1, Posley 0/1, Roemer 0/2, Powell 0/4

Titans	FG-A	FT-A	Rb	PF	TP
Anderson, F	4-9	2-4	5	3	10
Miller, C	2-3	0-0	5	3	4
Akognon, G	10-23	4-4	2	2	29
Rhymes, G	4-8	2-3	6	3	11
Streeter, G	0-4	2-2	3	1	2
Thompson	3-5	0-2	2	2	8
Lassiter	2-5	0-0	1	3	6
Shamsud-din	0-1	0-0	2	0	0
Guisse	1-2	0-0	3	4	2
Totals	26-60	10-15	32	21	72
	(.433)	(.667)			

3-pt FG: (10-23, .435) -- Akognon 5/9, Thompson 2/3, Lassiter 2/5, Rhymes 1/3, Shamsud-din 0/1, Streeter 0/2 Attendance: 890

The Titans reverted to their early January form at home, shooting, defending and rebounding poorly to fall way behind by the half, this time by 19 points. But on this occasion they followed their more recent practice of second-half comebacks, wowing an enthusiastic Titan Gym crowd with a remarkable rally. Their winning streak went to four in a row with the biggest second-half comeback since at least 1980-81.

After trailing 47-25 with 17:34 to play, CSF outscored UCSB 47-18 the rest of the way to pull out a win that lifted them within half a game of first in the BWC standings.

Josh Akognon again was the leader. As at UCSB, he scored 20 points in the second half after a 9-point first half. His second 3-pointer of the game started the comeback at 17:14 and his fifth and final try tied the game at 63-63 with 2:40 to play.

After a Chris Devine free throw put UCSB back ahead, Gerard Anderson scored inside and later hit a free throw for a 66-64 Fullerton lead. The defense got a stop and then Chris Rhymes made it a 4-point game with two free throws with 57 seconds left.

Two more throws at 0:40 by Jacques Streeter (his only points of the game) made it a 5-point margin and Akognon sealed the deal with two more charities at 0:21 for the final score. It was Fullerton's fourth win of the season after trailing at the half.

Fullerton shot 57 percent from the floor in the second half and made 8 of 13 3-pointers (.615). UCSB, which dominated the boards in the first half (31-14), was held to a draw in the second half and committed 11 of its 18 turnovers after intermission.

Game 23 Cal Poly Titan Gym Feb. 7, 2009

Cal Poly..... 29 23 -- 52
Fullerton..... 24 34 -- 58

Cal Poly	FG-A	FT-A	Rb	PF	TP
Dipprey, F	2-3	2-2	8	4	7
Shelton, C	6-9	4-6	12	4	16
Thomas, G	0-4	0-0	0	1	0
Keeler, G	10-22	3-4	0	4	29
Lewis, G	5-11	2-4	5	2	15
Brown	2-4	2-4	2	1	6
Anderson	1-2	0-0	2	0	2
Hanson	0-2	0-0	2	1	0
Manley	0-0	0-2	2	0	0
Totals	26-57	13-22	37	17	75
	(.456)	(.591)			

3-pt FG: (10-23, .435) - Keeler 6/10, Lewis 3/7, Dipprey 1/1, Brown 0/1, Thomas 0/4

Titans	FG-A	FT-A	Rb	PF	TP
Anderson, F	3-7	1-2	9	3	7
Miller, C	5-5	2-4	5	4	12
Akognon, G	9-21	7-7	4	3	29
Rhymes, G	1-3	0-0	1	0	2
Streeter, G	1-10	3-3	1	2	5
Thompson	1-3	2-2	3	1	5
Lassiter	2-6	4-4	2	3	8
Guisse	2-2	0-0	1	1	4
Totals	24-57	19-22	32	17	72
	(.421)	(.864)			

3-pt FG: (5-22, .227) -- Akognon 4/13, Thompson 1/2, Rhymes 0/1, Lassiter 0/2, Streeter 0/4 Attendance: 953

For the sixth time in six games, the Titans were outscored in the first half at home. For the third time, they rallied to take the lead but for the first time, gave it back and saw their home BWC record fall to 2-4.

An early 10-0 run put Cal Poly ahead, 11-2, and the Mustangs pushed it to 21-9 at the midpoint of the half. The Titans missed their first seven 3-point tries and were 4-for-17 overall out of the blocks. Cal Poly made 6 of 12 treys before intermission but Fullerton gradually closed the gap and had the last two shots of the half to take the lead.

Things looked good for the home team when the Titans went on a 16-5 run to take a 53-43 lead at 12:38 capped by Aaron Thompson's 3-pointer. Fullerton created a loose ball at mid-court but instead of heading down court to extend the lead, it saw the ball take a funny bounce and Cal Poly got an easy layup that triggered a 6-0 run that got it back into the game.

Lorenzo Keeler's long 3-pointer tied the score at 57-57 at the 9-minute mark. Josh Akognon answered with a trey but Titus-Shelton and Keeler scored to put Cal Poly back ahead to stay at 61-60.

The lead grew to 6 points on three occasions, the last at 72-66 at 3:08 on another trey by Keeler, who would post a career high of 29 points. Fullerton had a 4-point possession to get within a point at 73-72. After a shot clock violation on Cal Poly, Akognon missed a go-ahead trey. Shawn Lewis made one of two free throws at 0:24 and Akognon missed another trey. Gerard Anderson rebounded but traveled.

Keeler missed one of two free throws at 0:07 but Akognon's rushed 3-pointer was short and Fullerton's winning streak was halted at four in a row.



Game 24 at Pacific Spanos Center Feb. 12, 2009

Fullerton..... 22 29 -- 51
Pacific..... 37 33 -- 70

Titans	FG-A	FT-A	Rb	PF	TP
Anderson, F	1-3	1-3	2	1	3
Miller, F	1-1	2-2	5	2	4
Akognon, G	4-14	1-2	2	2	11
Rhymes, G	1-2	1-3	1	2	3
Streeter, G	1-4	0-0	4	2	2
Thompson	0-2	0-0	2	4	0
Andersen	0-0	2-2	2	2	2
Lassiter	3-9	5-6	1	0	12
Shamsud-din	3-4	1-2	0	3	10
Guisse	2-5	0-2	4	2	4
Mensah	0-0	0-0	1	0	0
Totals	16-44	13-22	26	20	51
	(.364)	(.565)			

3-pt FGs: (6-23, .261) - Shamsud-din 3/4, Akognon 2/9, Lassiter 1/7, Streeter 0/1, Thompson 0/2

Pacific	FG-A	FT-A	Rb	PF	TP
Brown, F	1-2	2-2	6	4	4
Willard, F	5-7	3-5	9	2	13
Ford, F	2-3	2-2	2	2	6
Smith, G	2-3	5-6	3	5	9
Kirby, G	4-6	2-2	2	1	14
Troyer	3-9	2-3	2	0	9
Neufville	1-4	0-0	1	1	3
Doran	1-3	0-0	0	0	2
Neimeyer	0-1	2-2	0	1	2
LeDuc	2-3	3-5	5	3	8
Totals	21-41	21-27	31	19	70
	(.512)	(.778)			

3-pt FGs: (7-18, .389) - Kirby 4/6, LeDuc 1/1, Neufville 1/2, Troyer 1/6, Smith 0/1, Doran 0/2

Fullerton's penchant for falling behind overwhelmed its ability to win on the road as Pacific dominated the first half and rode a suffocating zone defense to a relatively easy victory, snapping the Titans' 4-game winning streak on the road.

The Titans held Fullerton to its lowest point total of the year. The Titans' 22-point first half matched their previous low - also vs. Pacific on Jan. 17 in Titan Gym.

UoP didn't shoot as well as it did in Titan Gym but it methodically pulled away from a 4-4 tie. The Tigers built a double-digit lead at 21-10 at 10:34 on Bryan LeDuc's 3-pointer and boosted the advantage to as many as 18 points on two occasions before settling for a 15-point halftime lead.

It quickly became a 22-point advantage when Pacific scored the first 7 points after intermission. At 41-22, Fullerton Coach Bob Burton, who picked up a rare technical foul in the first half, benched his starting five for about 8 minutes.

Guard Ameer Shamsud-din seized the opportunity to score a season-high 10 points, or only three fewer than he had scored all season. The Titans got as close as 12 points with about 8 minutes to play but never made a serious run.

Josh Akognon was held to 11 points, matching the second lowest total of the season. Marcio Lassiter led the team in scoring for only the second time in his career, getting 9 of his 12 points in the first half.

The loss was Fullerton's 18th in the last 20 years in Stockton and dropped its record in Spanos Center to 8-20.

Game 25 at UC Davis The Pavilion Feb. 14, 2009

Fullerton..... 48 58 -- 106
Davis 47 48 -- 95

Titans	FG-A	FT-A	Rb	PF	TP
Thompson, F	7-12	4-7	6	0	19
Lassiter, F	6-11	0-0	2	3	15
Miller, C	4-5	1-2	7	2	9
Akognon, G	8-18	6-7	3	3	29
Streeter, G	2-6	6-6	3	3	11
Shamsud-din	0-0	0-0	1	0	0
Rhymes	1-3	3-4	2	3	5
Anderson	9-11	0-2	9	3	18
Guisse	0-0	0-0	3	2	0
Totals	37-66	20-28	36	19	106
	(.561)	(.714)			

3-pt FGs: (12-25, .480) – Akognon 7/15, Lassiter 3/5, Thompson 1/1, Streeter 1/2, Rhymes 0/2

UC Davis	FG-A	FT-A	Rb	PF	TP
Carter, F	3-6	0-0	2	0	7
Harden, F	5-9	5-9	5	3	15
Calegari, C	4-8	2-3	3	2	10
Oliver, G	11-18	3-4	5	3	32
Payne, G	4-5	6-8	4	3	14
Boone	1-1	0-0	1	0	2
Lowenthal	0-0	0-0	2	0	0
Clark	0-1	0-0	1	0	0
Silva	3-6	0-0	2	5	9
Brucculeri	2-8	0-0	3	3	6
Totals	33-62	16-24	34	19	95
	(.532)	(.667)			

3-pt FGs: (13-36, .361) – Oliver 7/11, Silva 3/6, Brucculeri 2/8, Carter 1/4, Clark 0/1, Harden 0/3, Calegari 0/3 Attendance: 986

For the second year in a row, the Titans bounced back from a disappointing loss at Pacific with an offensive explosion to win at UC Davis. Fullerton had its highest scoring conference game since Feb. 27, 1997, and had five players in double figures.

Whereas the Titans led from the outset a year ago on their way to a 30-point second-half lead, this time they had to overcome a slow start typical of this year's conference schedule. Even with a modified starting lineup, they made only 4 of their first 16 shots and fell behind by as many as 13 points at 28-15 midway through the half. But Aaron Thompson fueled a 28-11 run that put Fullerton ahead by four and it settled for a rare halftime lead, albeit only one point.

The Titans never let the lead get away. They opened the half with a 25-11 surge for a 73-58 lead with 10:31 to play. That completed a 58-30 run over the middle 20 minutes of the game.

Marcio Lassiter led the second-half charge, hitting 3-of-3 treys and scoring all of his 15 points. Jacques Streeter had all 9 of his assists after the break and he made 6-of-6 free throws in the final 1:19 to help offset a late flurry of 3-pointers by Vince Oliver.

The Aggies scored 19 points in the final 3:28 of the game but the Titans countered with 12 to maintain a comfortable cushion. Davis' 36 3-point field goal attempts were the second most ever against Fullerton.

With the win, the Titans maintained their streak of not having a winless multi-game road trip for more than four years. They have gone 2-0 three times and 1-1 11 times since back-to-back losses at Idaho and Utah State in 2005.

Game 26 Long Beach State Titan Gym Feb. 18, 2009

Long Beach 37 38 -- 75
Fullerton..... 32 42 -- 74

Long Beach	FG-A	FT-A	Rb	PF	TP
Robinson, F	3-7	3-3	7	4	9
Freeman, C	0-1	0-0	4	2	0
Anderson, G	5-12	6-8	6	3	16
Ware, G	5-8	1-2	1	2	11
Gilling, G	6-8	0-0	2	2	17
Phelps	1-1	0-0	1	1	2
Plater	3-7	0-0	1	2	7
Clady	0-1	3-3	1	1	3
Williams	3-4	0-0	1	3	8
Fleming	1-1	0-0	2	1	2
Totals	27-50	13-16	28	21	75
	(.540)	(.813)			

3-pt FG: (8-17, .471) - Gilling 5/7, Williams 2/3, Plater 1/4, Anderson 0/1, Ware 0/1, Clady 0/1

Titans	FG-A	FT-A	Rb	PF	TP
Anderson, F	4-7	7-10	5	2	15
Miller, C	0-0	0-0	1	4	0
Thompson, G	5-12	1-2	4	0	11
Akognon, G	9-14	4-6	5	2	27
Streeter, G	4-10	0-0	3	4	9
Lassiter	1-2	0-0	2	1	2
Rhymes	0-2	0-0	1	1	0
Guisse	2-5	6-6	4	0	10
Totals	25-52	18-24	26	14	74
	(.481)	(.750)			

3-pt FG: (6-21, .286) -- Akognon 5/8, Streeter 1/5, Rhymes 0/1, Lassiter 0/1, Thompson 0/6 Attendance: 4,025

The heated Long Beach State-Cal State Fullerton rivalry of the late 1970s apparently is back. For the second time in less than a month, the visiting team captured a 1-point victory before a raucous sellout crowd.

With most of the 4,025 in Titan Gym -- the biggest crowd in 16 years -- wearing orange, the Titans followed their typical pattern of coming from behind. But just as they did in their last home game vs. Cal Poly, the Titans couldn't maintain a second-half lead and they suffered their fifth loss in seven Big West home games.

After Fullerton went from 12 down late in the first half to a 58-52 lead with 9:13 to play, the game became a seesaw battle. There were seven lead changes in the final 6:32 and two ties in the final 1:36. Neither team led by more than 3 points in the final 7:34.

Fullerton's last lead was 70-69 at 2:58 on an Aaron Thompson jumper. Stephan Gilling responded with his fifth 3-pointer but Thompson went coast-to-coast for a dunk and a 72-72 tie at 1:36. Larry Anderson hit two fouls shots at 1:03 but Papa Guisse did the same at 0:50. Anderson then missed the first but made the second of two more free throws at 32.8.

Fullerton played for the final shot. Thompson was dribbling across the top of the key when he lost the handle. In the ensuing scramble for the loose ball, Anderson dove to the floor and batted it toward the back-court and the clock expired on the Titans as the ball rolled across the floor.

Josh Akognon kept the Titans in the game in the first half with 16 points despite gimmick defenses and double-teaming. But he didn't score in the final 7:30.

Game 27 at New Mexico State Pan American Center Feb. 21, 2009

Fullerton..... 44 42 -- 86
New Mexico State.. 43 51 -- 94

Titans	FG-A	FT-A	Rb	PF	TP
Anderson, F	3-6	1-4	3	2	7
Guisse, F	1-2	0-0	4	2	2
Thompson, G	5-5	2-2	2	1	13
Akognon, G	11-28	2-2	2	0	32
Streeter, G	4-6	0-0	0	2	10
Lassiter	6-12	2-3	5	4	16
Shamsud-din	0-0	0-0	0	0	0
Rhymes	0-0	0-0	0	2	0
Miller	3-5	0-1	7	4	6
Mensah	0-0	0-0	0	0	0
Totals	33-64	7-12	24	17	86
	(.516)	(.583)			

3-pt FGs: (13-28, .464) – Akognon 8/19, Streeter 2/3, Lassiter 2/5, Thompson 1/1

New Mex. St.	FG-A	FT-A	Rb	PF	TP
McKines, F	3-6	4-8	15	0	10
Rahman, C	1-1	0-0	3	3	2
Young, G	6-14	2-3	5	3	16
Laroche, G	5-6	2-2	0	0	13
Gibson, G	7-10	2-2	0	2	19
Joyner	0-1	0-0	0	0	0
Gillenwater	6-8	2-3	4	1	14
Castillo	6-8	2-2	5	2	20
Gabriel	0-0	0-0	1	1	0
Totals	34-54	14-20	35	12	94
	(.630)	(.700)			

3-pt FGs: (12-23, .522) – Castillo 6/8, Gibson 3/6, Young 2/6, Laroche 1/1, McKines 0/1, Joyner 0/1 Attendance: 6,371

The ESPN Bracket Buster format sent the Titans packing to former Big West Conference member New Mexico State, where Fullerton hadn't played in 11 seasons.

As expected, two offensive-oriented teams engaged in a shootout. But the Aggies had the hotter hand at home, missing only five shots in a second half during which a 15-0 run decided the game. Fullerton saw a 58-54 lead turn into a 69-58 deficit in less than 3 minutes. Hometown favorite Gordo Castillo hit back-to-back 3-pointers to start the streak and put the Aggies ahead to stay. The lead grew to as many as 17 points before a late Titan charge cut the margin to 6 points in the final minute.

Josh Akognon hit his first three 3-point attempts of the game and the Titans either led or were tied for most of the first half. Akognon finished the period with 19 points and Jacques Streeter hit a trey to beat the buzzer for a 1-point halftime lead.

Both teams came smoking out of the halftime. Fullerton hit 6 of 7 shots including both treys and New Mexico State hit 4 of 5 including a trey as the score went to 58-54 in favor of the visitors. But then came the spurt as Fullerton would make only 2 of its next 13 tries while the Aggies made 8 of 9 before a couple of late misses reduced their second-half percentage to 78 percent.

Akognon didn't score in the second half until a pair of free throws with 8 minutes to go. He scored 11 in the final 4 minutes to fuel the Titans' late rush. He set a career high with 8 treys and broke his school record with 19 3-point attempts.

Fullerton's record in Bracket Busters is now 2-0 at home and 0-2 on the road.

Game 28 at UC Riverside Recreation Center Feb. 26, 2009

Fullerton..... 29 31 -- 60
Riverside 34 29 -- 63

Titans	FG-A	FT-A	Rb	PF	TP
Thompson, F	8-14	2-2	9	4	18
Anderson, F	0-1	0-0	3	1	0
Guisse, F	0-1	0-0	1	3	0
Akognon, G	6-20	2-3	1	1	19
Streeter, G	3-7	3-8	7	2	10
Lassiter	3-9	0-0	4	3	9
Rhymes	0-0	0-0	1	1	0
Miller	2-3	0-0	1	2	4
Totals	22-55	7-13	30	17	60
		(.400)			(.538)

3-pt FGs: (9-30, .300) – Akognon 5/15, Lassiter 3/8, Streeter 1/5, Thompson 0/2

UC Riverside	FG-A	FT-A	Rb	PF	TP
Austin, F	6-11	7-9	10	0	21
Soto, F	1-5	0-0	9	1	2
Borum, G	2-7	0-0	1	5	6
Cunningham, G	3-5	0-0	2	2	7
Dowdy, G	4-10	0-1	2	2	11
Barlow	1-3	0-0	3	1	3
Diggs	0-3	0-0	0	1	0
LoBue	2-6	0-0	4	1	5
Chavarria	0-0	2-2	1	1	2
Meo	2-2	0-0	2	0	4
Veteto	0-0	2-2	1	0	2
Totals	21-52	11-14	40	14	63
		(.404)			(.786)

3-pt FGs: (10-21, .476) – Dowdy 3/6, Borum 2/4, Austin 2/4, Barlow 1/1, LoBue 1/3, Cunningham 1/1, Diggs 0/2 Attendance: 794

So many negative things happened to the Titans in this game that it's remarkable how close they came to winning. It was literally a matter of inches -- or how far Josh Akognon's foot was on the sideline when he made what appeared to be a game-tying 3-pointer with 4.8 seconds to play.

At the whistle, Titan fans thought he was fouled and was going to the line for the lead. Instead, UCR got the ball, Fullerton fouled and, after a missed 1-and-1, got an unsuccessful half-court attempt at the buzzer.

There were other frustrating plays. Aaron Thompson rebounded a missed UCR shot and fumbled the ball out of bounds with 17 seconds to play. Two other turnovers in the final three minutes allowed UCR to expand a precarious 1-point lead to three and then five points, the latter when freshman Danny Chavarria, who had played only 7 minutes all season prior to this game, converted a 1-and-1 opportunity with 57.7 seconds left.

Twice in the first half, the Titans missed dunk shots. And somewhere under the boards, Gerard Anderson got an elbow in the head which was later diagnosed as a concussion, limiting his effectiveness and for most of the second half his availability.

Toss in a 3-for-8 night at the foul line by Jacques Streeter, who scored the first 6 points of the second half to erase Fullerton's seemingly mandatory second-half deficit, and it was a blow to a good tourney seed.

Lost in the shuffle was an excellent all-around game by Thompson. He matched his high with 9 rebounds, just missed his best with 18 points and did an outstanding defensive job in the second half on UCR's Kyle Austin when Anderson couldn't go.

2008-09 GAME SUMMARIES

Game 29 at Cal State Bakersfield Rabobank Arena Mar. 3, 2009

Fullerton..... 43 35 -- 78
Bakersfield..... 29 44 -- 73

Titans	FG-A	FT-A	Rb	PF	TP
Thompson, F	2- 8	0- 0	4	1	4
Anderson, F	5- 8	1- 3	6	3	11
Guisse, C	0- 0	0- 0	2	2	0
Akognon, G	11-20	4- 4	5	2	32
Streeter, G	1- 5	4- 5	5	2	7
Lassiter	4- 9	1- 2	6	2	10
Rhymes	3- 4	1- 2	0	2	8
Miller	3- 4	0- 1	7	3	6
Totals	29-58	11-17	38	17	78

(.500) (.647)
3-pt FGs: (9-20, .450) - Akognon 6/11, Rhymes 1/2, Lassiter 1/3, Streeter 1/3, Thompson 0/1

Bakersfield	FG-A	FT-A	Rb	PF	TP
Blakley, F	6-16	2- 4	9	0	15
Emanuel, F	0- 1	0- 0	0	4	0
Lee, C	5- 6	1- 1	6	3	11
Johnson, G	1-10	1- 2	2	2	4
Johns, G	6-12	2- 3	5	2	16
Bragg	4- 8	2- 2	2	2	10
R Brown	0- 0	0- 0	0	0	0
Latunde	5-10	5- 7	6	4	15
C. Brown	1- 3	0- 0	3	1	2
Totals	28-66	13-19	36	18	73

(.404) (.786)
3-pt FGs: (4-20, .200) - Johns 2/5, Blakley 1/5, Johnson 1/6, C. Brown 0/1, Emanuel 0/1, Bragg 0/2
Attendance: 1,663

Fullerton's visit to Bakersfield was a carbon copy of last year's trip. Again playing on Tuesday of the final week of the regular season on senior night, again building a large double-digit lead, CSF again saw a Roadrunner interior player come off the bench to fuel a second-half rally that brought the hosts within two possessions of the lead in the closing minutes. But, again, 3-point shooting failed Bakersfield and the Titans held on for a win as CSUB ended its season again at 8-21.

Santwon Latunde was the almost hero for CSUB, ironically replacing senior starter Donald Lee, who had exploded for 20 points and 15 rebounds in the second half of last year's contest. Latunde powered inside for 15 second-half points including 5 in a late 9-0 run that cut Fullerton's 13-point lead at 5:00 to 4 points with 1:55 to play. The gap was 3 points with 44 seconds left.

Again, the Titans were up to the challenge at the foul line. Jacques Streeter, who had 10 assists and no turnovers, converted both ends of a one-and-one with 29 seconds left for a 75-70 lead. Josh Akognon did the same with 17 seconds left for a 77-71 advantage. Marcio Lassiter added the final point with 8 seconds remaining.

Akognon scored 11 points in a 13-0 CSF run to its biggest lead at 41-23 and ended up scoring the final 13 points of the half for the Titans. Terrance Johns banked in a trey to beat the halftime buzzer then scored twice in the first minute of the second half to make it a 10-point game. That man Lee scored twice inside to cut the gap to 6 points at 43-37 before Akognon hit consecutive shots for 5 points and Streeter hit two free throws to make it 50-37. Bakersfield would make two more futile runs.

Game 30 UC Irvine Titan Gym Mar. 7, 2009

UC Irvine 31 34 -- 65
Fullerton..... 27 35 -- 62

UC Irvine	FG-A	FT-A	Rb	PF	TP
Wise, F	9-18	2- 3	8	2	20
Bland, F	3- 3	0- 0	12	1	6
Hunter, G	6-12	0- 0	1	1	16
Rembert, G	2- 5	2- 3	1	4	7
DeCasas, G	1- 5	0- 0	2	2	3
Folker	0- 1	0- 0	0	0	0
Lauer	0- 1	2- 2	3	1	2
Strings	4- 9	0- 0	2	4	11
Atkinson	0- 0	0- 0	0	0	0
Totals	24-54	6- 8	34	15	65

(.463) (.750)
3-pt FGs: (9-25, .360) - Hunter 4/10, Strings 3/6, Rembert 1/3, DeCasas 1/4, Wise 0/1, Lauer 0/1

Titans	FG-A	FT-A	Rb	PF	TP
Anderson, F	1- 5	1- 4	9	1	3
Guisse, F	0- 0	0- 0	5	1	0
Thompson, G	8-14	0- 0	5	2	19
Akognon, G	6-20	0- 0	1	2	13
Streeter, G	3- 6	6- 8	4	1	13
Lassiter	3-12	2- 2	2	3	10
Rhymes	0- 0	0- 0	2	0	0
Miller	2- 2	0- 0	4	2	4
Totals	23-59	9-14	34	12	62

(.390) (.643)
3-pt FGs: (7-19, .368) - Thompson 3/3, Lassiter 2/6, Streeter 1/2, Akognon 1/8
Attend.: 2,781

Fullerton's inexplicable struggles at home continued through the regular season finale. Playing county rival UC Irvine on Senior Night and Homecoming before a large, boisterous crowd, with FSN West TV cameras rolling and with a first-round tourney bye likely at stake as well as a realistic chance at a winning season, the Titans stumbled to their sixth home loss in eight Big West games.

The script was eerily familiar. The Titans fell behind early, by as much as 10 points late in the first half before pulling within 4 at intermission. They clawed back in the second half and took a lead at 39-38 with 14:50 to play. They fell behind again by as many as 9 points, made a last-ditch rally and then fumbled away their last two possessions.

Aaron Thompson made up for Josh Akognon's sub-par shooting night as he hit all three of his 3-point attempts on his way to matching his season's high with 19 points. Jacques Streeter was a clutch 6-for-6 at the foul line in the final 5:21 and created a turnover that gave the Titans the ball with 25 seconds left, trailing by a point.

Akognon penetrated and fed Gerard Anderson down deep. Fighting through traffic, Anderson lost the ball out of bounds to UCI. Brett Lauer, who had scorched the Titans for 27 points back on Jan. 3, made two free throws for his only points of the night with 7 seconds left. A tying 3-point try never materialized after Streeter and Akognon lost the ball in an exchange on the far sideline as the buzzer sounded.

Fullerton ended up tied for seventh place and got the No. 7 seed in the tourney. With a victory over UCI, it would have been a No. 4 seed and a first-round bye.

Game 31 UC Riverside Anaheim Convention Center Mar. 11, 2009

Fullerton..... 28 31 -- 59
Riverside 26 20 -- 46

Titans	FG-A	FT-A	Rb	PF	TP
Thompson, F	2- 7	0- 0	6	1	4
Anderson, F	1- 1	1- 2	5	4	3
Miller, C	2- 4	0- 0	3	1	4
Akognon, G	14-22	0- 0	3	2	37
Streeter, G	2- 9	0- 0	5	0	6
Lassiter	2- 8	0- 0	8	1	5
Shamsud-din	0- 0	0- 0	0	0	0
Rhymes	0- 1	0- 0	0	0	0
Guisse	0- 0	0- 0	2	3	0
Mensah	0- 0	0- 0	0	0	0
Thomas	0- 1	0- 0	1	0	0
Totals	23-53	1- 2	38	13	59

(.434) (.500)

3-pt FGs: (12-29, .414) - Akognon 9/15, Streeter 2/6, Lassiter 1/5, Thompson 0/3

UC Riverside	FG-A	FT-A	Rb	PF	TP
Austin, F	2-13	0- 0	4	0	4
Soto, F	1- 1	1- 2	6	1	3
Barlow, G	2- 3	2- 2	1	2	6
Cunningham, G	1- 7	1- 2	7	4	3
Dowdy, G	6-12	1- 2	1	0	17
Scott	2- 7	1- 2	7	0	5
Diggs	2- 4	0- 0	1	1	6
LoBue	1- 6	0- 0	0	1	2
Chavarria	0- 0	0- 0	0	1	0
Meo	0- 1	0- 0	0	0	0
Veteto	0- 1	0- 0	0	1	0
Totals	17-55	6-10	33	11	46

(.309) (.600)

3-pt FGs: (6-20, .300) - Dowdy 4/7, Diggs 2/4, Meo 0/1, Barlow 0/1, Austin 0/3, Cunningham 0/4
Attendance: 1,691

The No. 7-seeded Titans drew No. 6 UC Riverside in the opening round of the Big West Tournament. The two teams had split their two regular season meetings with each team winning a close game at home.

UCR was handicapped by the suspension of point guard Javon Borum, who was involved in a scuffle in the regular season finale at Cal Poly. But its biggest problem was trying to guard Josh Akognon, earlier named the Big West Player of the Year.

Returning to the scene of his Tournament MVP performance of a year ago, Akognon put on a dazzling shooting performance for two halves.

For the first half he was matched by UCR's Brandon Dowdy, who made all four of his 3-point field goal attempts and scored 17 of UCR's 26 points. Akognon made 3 of 6 treys and had 17 of Fullerton's 28. But in the second half, Dowdy missed his first two treys and was shut out while Akognon had his tenth 20-point half of the season. From a 28-28 tie with 18:43 to play, the Titans went on a 16-2 run with Akognon hitting three treys, the last for a 43-30 lead at 14:51.

When Akognon hit his personal best ninth trey with 4:25 to play, he had outscored the Highlanders, 37-35, as they trailed, 57-35. It was a tournament single-game scoring record and his 14 field goals tied another. His 9 treys were second to the record and in the process he broke Leon Wood's school single-season scoring record.

Game 32 UC Santa Barbara Anaheim Convention Center Mar. 12, 2009

Fullerton..... 20 44 -- 64
Santa Barbara..... 26 47 -- 73

Titans	FG-A	FT-A	Rb	PF	TP
Thompson, F	2- 8	1- 2	8	5	5
Anderson, F	2- 6	5- 7	3	5	9
Miller, C	0- 3	3- 4	5	3	3
Akognon, G	6-16	7- 7	1	3	23
Streeter, G	5- 9	3- 4	2	0	15
Andersen	0- 0	0- 0	0	0	0
Lassiter	0- 5	1- 2	3	4	1
Rhymes	2- 3	2- 2	0	2	6
Guisse	0- 1	2- 4	2	2	2
Mensah	0- 0	0- 0	0	0	0
Totals	17-51	24-32	28	24	64

(.333) (.750)

3-pt FGs: (6-18, .333) - Akognon 4/10, Streeter 2/4, Thompson 0/2, Lassiter 0/2

UCSB	FG-A	FT-A	Rb	PF	TP
Serna, F	2- 3	0- 0	1	5	4
Devine, F	5-12	4- 7	6	3	14
Posley, G	1- 4	2- 4	2	2	4
Roemer, G	1- 5	8- 8	2	3	10
Brew, G	5- 6	0- 0	1	1	13
Weiner	0- 2	0- 0	0	0	0
Phippen	3- 3	3- 4	4	2	10
Nunnally	3- 3	8- 8	5	1	15
Powell	0- 2	0- 0	1	1	0
Byrd	1- 2	1- 3	4	4	3
Somogyi	0- 0	0- 0	0	0	0
Totals	21-42	26-34	33	22	73

(.500) (.765)

3-pt FGs: (5-12, .417) - Brew 3/4, Phippen 1/1, Nunnally 1/1, Powell 0/1, Weiner 0/1, Devine 0/2, Roemer 0/2
Attendance: 2,103

The Titans faced No. 4 seed UC Santa Barbara in the quarterfinals. It was a team they had beaten twice in conference play by erasing double-digit deficits. Each time Josh Akognon had scored 20 second-half points to fuel a rally.

In this game, Akognon got 18 points in the second half and he helped rally Fullerton from behind again, this time early. After a 5-point first half, he scored 8 points in the first 68 seconds to forge a 28-28 tie.

From that point neither team led by more than 4 points until UCSB used an 8-0 run to break from the game's eleventh tie at 57-57 with 4:04 to play to a 65-57 lead with only 56 seconds left.

Fullerton's last lead was 56-53 after two Gerard Anderson free throws at 5:09. But the Titans made no field goals between Jacques Streeter's 3-pointer at 7:50 and Akognon's layup with 45 seconds remaining. The Titans, who shot only 25 percent from the floor in their lowest scoring first half of the season, finished with a season-low field goal mark of .333.

Freshman Will Brew was a key for the Gauchos. After a scoreless first half, he made 3 of 4 treys in a 13-point second half. His biggest bucket was a trey for a 63-57 lead with 1:43 to play.

Akognon finished his 2-game tourney with 60 points and repeated on the all-tournament team. He finished his season with 764 points and 136 3-point field goals, both school records.

UCSB would lose the next night to Cal State Northridge in the semifinals.



Cal State Fullerton's Titan Gymnasium has served as the home court advantage for the Titans' men's basketball team since the 1964-65 season. Historically one of the most difficult places to play because of the proximity of the bleachers to the playing floor, Titan Gym has been upgraded over the past few years to make it more fan friendly while still intimate.

Chairback seats have replaced most of the bleachers, portable basket supports have replaced the fold-down backboards, new paint and banners have been applied to the walls and the entire floor was replaced during the summer of 2008.

For 2003-04, the court gained a new look as a "drop-down" scoreboard was installed along with new auxiliary scoreboards behind each basket. Completed for the 2005-06 season was an elaborate addition to the building which provided balcony seating on the south side. Capacity was increased back to around 4,000 and there now is a much needed practice floor behind the upstairs bleachers.

The gymnasium is part of an expanded physical education/ki-

nesiology complex, featuring numerous classrooms and physical testing laboratories. The facility also houses practice rooms for the Titan wrestling, gymnastics and fencing programs.

The record crowd for Titan Gym is 5,015 on Feb. 24, 1983, when the Titans beat unbeaten and No. 1-ranked UNLV. Several hundred chairs were placed behind the baskets and standing room was utilized everywhere there was a line of sight to the playing floor.

The gym was featured in the recent feature film "Evolution" and was the site of team handball competition in the 1984 Olympic Games.



DIV. I TITANS' HOME-COURT RECORD


The longest home-court winning streak in Titan Gym is 26 games, stretching from Jan. 23, 1982, through Jan. 21, 1984. A streak of 12 in a row was snapped Feb. 10, 1993, by Houston.

The most recent streak of length was an 8-gamer -- the last three contests of the 1996-97 schedule and the first five of the 1997-98 slate. It was ended by Idaho on Jan. 15.

The Titans entered the 1999-2000 season with a streak of 14 consecutive non-conference home victories, lost to USD, but then won the next four to make it 18 out of 19.

YEAR	W-	L	PCT.
1974-75.....	7-	3	.700
1975-76.....	9-	1	.900
1976-77.....	9-	2	.838
1977-78.....	11-	2	.846
1978-79*.....	8-	2	.800
1979-80*.....	4-	5	.444
1980-81*.....	3-	4	.429
1981-82*.....	10-	2	.833
1982-83.....	13-	0	1.000
1983-84.....	10-	4	.714
1984-85.....	9-	5	.643
1985-86.....	8-	5	.615
1986-87.....	11-	3	.786
1987-88.....	10-	3	.769
1988-89.....	8-	7	.533
1989-90.....	9-	4	.692
1990-91.....	11-	3	.786
1991-92.....	9-	4	.692
1992-93.....	10-	3	.769
1993-94.....	4-	9	.308
1994-95.....	4-	8	.333
1995-96.....	4-	8	.333
1996-97.....	8-	5	.615
1997-98.....	7-	6	.538
1998-99.....	10-	3	.769
1999-00.....	6-	7	.462
2000-01.....	3-	11	.273
2001-02.....	4-	9	.308
2002-03.....	6-	6	.500
2003-04.....	8-	6	.571
2004-05.....	10-	2	.833
2005-06.....	7-	5	.583
2006-07.....	12-	2	.857
2007-08.....	11-	3	.786
2008-09.....	6-	6	.500
Totals	279-158	.638	

*also 1-1 in 1978-79, 0-2 in 1979-80, 0-4 in 1980-81 and 0-1 in 1981-82 at the Anaheim Convention Center



Summary by Coaching Tenures


Year	Coach	Overall Record	Div. I Conference Record	Place (Teams)
1960-61	Alex Omalev	16-14		
1961-62	Alex Omalev	24- 7		
1962-63	Alex Omalev	19- 7		
1963-64	Alex Omalev	9-16		
1964-65	Alex Omalev	1-25		
1965-66	Alex Omalev	13-11		
1966-67	Alex Omalev	7-18		
1967-68	Alex Omalev	8-18		
1968-69	Alex Omalev	12-13		
1969-70	Alex Omalev	8-17		
1970-71	Alex Omalev	13-13		
1971-72	Alex Omalev	9-17		
	12 years	139-176		
1972-73	Moe Radovich	9-17		
1973-74	Bobby Dye.....	16-10		
1974-75	Bobby Dye.....	13-11	4-6	4th T (6)
1975-76	Bobby Dye.....	15-10	6-4	1st T (6)
1976-77	Bobby Dye.....	16-10	7-5	4th (7)
1977-78	Bobby Dye.....	23- 9	9-5	3rd T (8)
1978-79	Bobby Dye.....	16-11	7-7	4th T (8)
1979-80	Bobby Dye.....	10-17	4-10	7th (8)
	7 years	109-78	37-37	
1980-81	George McQuarn.....	4-23	2-12	8th (8)
1981-82	George McQuarn.....	18-14	9- 5	3rd (8)
1982-83	George McQuarn.....	21- 8	12- 4	2nd (9)
1983-84	George McQuarn.....	17-13	8-10	6th (10)
1984-85	George McQuarn.....	17-13	11- 7	3rd (10)
1985-86	George McQuarn.....	16-16	8-10	6th T (10)
1986-87	George McQuarn.....	17-13	9- 9	4th T (10)
1987-88	George McQuarn.....	12-17	7-11	8th (10)
	8 years	122-117	66-68	
1988-89	John Sneed.....	16-13	10- 8	4th T (10)
1989-90	John Sneed.....	13-16	6-12	7th (10)
1990-91	John Sneed.....	14-14	7-11	6th T (10)
1991-92	John Sneed.....	12-16	8-10	6th T (10)
	4 years	55-59	31-41	
1992-93	Brad Holland	15-12	10- 8	5th T (10)
1993-94	Brad Holland	8-19	6-12	8th T (10)
	2 years	23-31	16-20	
1994-95	Bob Hawking.....	7-20	5-13	9th (10)
1995-96	Bob Hawking.....	6-20	5-13	10th (10)
1996-97	Bob Hawking.....	13-14	6-10	W4th T (6)
1997-98	Bob Hawking.....	12-16	6-10	W3rd T (6)
1998-99	Bob Hawking.....	13-14	7- 9	W4th (6)
1999-00	Bob Hawking.....	8-19	3-13	W6th (6)
	6 years	59-103	32-68	
2000-01	Donny Daniels.....	5-23	3-13	7th T (9)
2001-02	Donny Daniels.....	5-22	2-16	10th (10)
2002-03	Donny Daniels.....	10-19	8-10	6th T (10)
	3 years	20-64	13-39	
2003-04	Bob Burton	11-17	7-11	5th T (10)
2004-05	Bob Burton	21-11	12- 6	3rd T (10)
2005-06	Bob Burton	16-13	5- 9	6th (8)
2006-07	Bob Burton	20-10	9- 5	2nd T (8)
2007-08	Bob Burton	24- 9	12-4	1st T (9)
2008-09	Bob Burton	15-17	7-9	7th T (9)
	6 years	107-77	52-44	
All-Time Totals	643-722	247-317	

1960-61

Coach: Alex Omalev

CSF	OPP
W 69... %Westmont	67
L 66... %Redlands.....	76
W 67... %Pasadena College....	63
W 79... CSU Sacramento.....	68
W 73... Long Beach State	68
W 68... CSU Northridge.....	64
L 67... CSU Los Angeles.....	99
L 80... Pasadena College.....	90
L 56... CSU Sacramento.....	77
L 51... San Francisco State....	79
L 67... Chico State	72
L 54... U.S. International	69
W 110... UC Riverside.....	60
L 75... Chapman College.....	76
W 95... Cal Tech.....	49
W 80... Cal Poly SLO	78
L 86... Cal Poly Pomona OT	94
W 71... CSU Northridge.....	58
W 107... Luke AFB	73
W 79... Grand Canyon College..	76
L 76... Long Beach State	77
W 86... UC Riverside.....	62
L 72... Chapman College.....	77
L 85... Pasadena College.....	104
W 87... Cal Poly Pomona.....	70
W 80... Univ. of San Diego.....	68
W 101... %La Verne College.....	64
L 64... %U.S. International....	68
W 109... %UNLV.....	88
L 86... CSU Los Angeles.....	102

(Won 16, Lost 14)



NEALE STONER
(later became athletic director)

1961-62

Coach: Alex Omalev

CSF	OPP
L 79... Fresno State.....	81
L 73... USMC Depot.....	90
W 82... %Westmont	64
W 71... %Chapman College....	64
W 71... @Redlands.....	42
W 105... Univ. San Diego	57
L 77... Long Beach State	85
W 85... UC Davis.....	56
W 83... CSU Sacramento	67
W 86... Cal Poly Pomona.....	63
W 47... %U.S. International....	37
W 80... %Cal Poly Pomona.....	73
W 76... %Occidental College..	63
W 100... %Calvin College	83
W 65... Chapman College.....	62
L 81... Cal Poly Pomona.....	90
W 80... Univ. of San Diego.....	57
W 66... CSU Northridge.....	50
W 78... Cal Poly SLO	70
W 78... CSU Hayward	47
W 82... Long Beach State	77
W 96... Redlands.....	70

W 73... U.S. International	63
L 70... Chapman College.....	79
W 101... CSU Northridge OT...	98
L 79... Cal Poly Pomona.....	85
W 61... %Redlands.....	59
W 67... *Redlands.....	52
W 94... *Stetson.....	79
W 97... *Lewis & Clark.....	78
L 55... *Westminster (PA).....	63

(Won 24, Lost 7)



LEONARD GUINN & EDGAR CLARK

1962-63

Coach: Alex Omalev

CSF	OPP
W 74... CSU Northridge OT...	71
W 76... Redlands.....	66
W 93... CSU Northridge.....	75
W 87... San Diego Marines.....	67
W 100... Long Beach State	89
W 104... Cal Poly Pomona.....	76
W 83... CSU Hayward.....	67
L 85... Chapman College.....	87
L 59... %Phibac (San Diego).....	68
W 72... @Univ. of San Diego.....	59
W 76... Chapman College.....	71
W 82... Cal Poly Pomona.....	73
W 71... Seattle Pacific 2OT	67
L 72... Montana.....	74
L 58... Montana State.....	75
L 78... Weber State.....	86
W 85... Westminster (UT).....	82
L 88... Long Beach State	89
W 103... San Diego Marines.....	77
W 84... Univ. of San Diego.....	64
W 85... U.S. International.....	62
W 97... Cal Poly Pomona.....	87
L 58... Chapman College.....	64
W 82... CSU Northridge.....	73
W 80... Univ. of San Diego.....	59
W 112... Weber State.....	93

(Won 19, Lost 7)

ORANGE STATE COLLEGE

Basketball Press Book

1963-1964



1963-64

Coach: Alex Omalev

CSF	OPP
12/06 W 93... CSU Northridge.....	64
12/07 W 64... Redlands.....	61
12/13 W 97... Pasadena College.....	82
12/14 L 59... Redlands.....	72
12/19 W 76... Seattle Pacific.....	65
12/20 L 58... CSU Sacramento	65
12/21 W 84... Chapman College.....	80
12/27 W 92... CSU Hayward	73
12/28 L 73... Univ. of San Diego.....	78
01/04 L 61... Long Beach State	77
01/07 L 88... Chapman College.....	95
01/10 W 82... Phibac (San Diego).....	70
01/11 W 71... Univ. of San Diego.....	64
01/14 L 96... Cal Poly Pomona.....	103
01/18 L 64... San Diego State	94
01/31 L 64... San Diego State	89
02/01 L 78... UNLV	101
02/03 L 65... CSU Sacramento	75
02/08 W 84... Long Beach State	80
02/15 L 86... Chapman College.....	87
02/21 L 73... Cal Poly Pomona.....	89
02/22 L 78... Univ. of San Diego.....	97
02/25 L 65... U.S. International	77
02/29 L 93... CSU Northridge.....	117
03/03 L 89... Univ. of San Diego.....	98

(Won 9, Lost 16)

1964-65

Coach: Alex Omalev

CSF	OPP
L 56... Long Beach State	93
L 41... Redlands.....	52
L 71... Cal Lutheran.....	75
L 47... U.S. International	64
L 79... Cal Poly SLO	93
L 71... San Diego State	96
L 59... CSU Northridge.....	94
L 87... CSU Sacramento	103
L 69... Cal Poly Pomona.....	87
W 71... Redlands.....	64
L 93... Redlands.....	94
L 77... Long Beach State	114
L 54... Univ. of San Diego.....	78
L 67... USMC Rec. Depot.....	87
L 47... Cal Poly Pomona.....	90
L 67... U.S. International	75
L 96... Westmont.....	115
L 70... Chapman College.....	78
L 83... Cal Poly SLO	107
L 66... Montana.....	95
L 75... CSU Los Angeles	90
L 32... U.S. International	91
L 59... San Diego State	96
L 63... Cal Poly Pomona.....	90
L 63... CSU Northridge.....	95
L 59... Chapman College.....	79

(Won 1, Lost 25)

1965-66

Coach: Alex Omalev

CSF	OPP
W 78... Claremont-Mudd.....	66
W 113... Pasadena Nazarene... 102	
W 75... Redlands.....	72
W 91... La Verne	80
W 106... Southern Cal College . 75	
L 62... Cal Poly Pomona.....	82
L 76... UC Riverside.....	87
W 86... CSU Los Angeles	83
W 83... UC Riverside.....	77
L 83... Chapman College.....	93
W 82... Long Beach State	64
L 86... San Diego State	87
L 86... CSU Los Angeles	96
L 93... CSU Northridge.....	103
L 81... Long Beach State	95
W 93... Chapman College.....	81

L 68... UC Irvine.....	74
W 86... Cal Poly SLO.....	77
L 72... San Diego State	105
L 75... Fresno State	95
W 70... Long Beach State.....	68
L 66... Chapman College	77
W 91... CSU Northridge.....	87
W 85... UC Irvine.....	83

(Won 13, Lost 11)

1966-67

Coach: Alex Omalev

CSF	OPP
L 79... CSU Los Angeles	93
L 86... CSU Northridge.....	94
L 72... UC Irvine.....	82
L 64... San Diego State	80
W 62... Western Washington	53
L 68... Redlands	80
W 83... Cal Poly SLO.....	71
W 85... Graceland College	82
L 85... Hastings College.....	87
L 68... San Diego State	97
W 90... Westmont.....	88
L 94... CSU Northridge.....	102
W 85... Seattle Pacific.....	80
L 84... MacAlester College.....	86
L 64... Long Beach State.....	88
L 94... UNLV	110
W 78... UC San Diego.....	57
L 78... Chapman College	86
L 65... Fresno State.....	108
L 77... Cal Poly SLO.....	97
L 68... Long Beach State.....	79
L 77... Fresno State	90
L 89... CSU Northridge.....	99
L 72... UC Irvine.....	98
W 86... Chapman College	82

(Won 7, Lost 18)



COACH ALEX OMALEV

1967-68

Coach: Alex Omalev

CSF	OPP
L 49... Michigan State.....	80
L 54... Kansas State.....	103
L 74... Nebraska.....	111
W 82... Azusa Pacific	77
W 69... Chapman College	67
W 104... San Diego Navy.....	57
L 74... UC San Diego.....	76
W 100... Stanislaus State.....	89
W 87... Tahoe Paradise.....	81
L 67... Long Beach State.....	86
L 74... San Diego State	87
W 96... So. Calif. College.....	67
L 76... CSU Los Angeles	93
L 76... CSU Northridge.....	86
W 72... Fresno State	66
L 84... Cal Poly SLO.....	96
L 68... Cal Poly Pomona.....	84
L 78... Long Beach State.....	80
L 60... San Diego State	84
L 75... CSU Los Angeles	84

ANNUAL RESULTS

L	90..	CSU Northridge.....	92
L	81..	Cal Poly SLO.....	108
L	79..	Fresno State.....	88
W	102..	Cal Poly Pomona.....	97
L	70..	UC Irvine.....	80
L	78..	Chapman College.....	89
		(Won 8, Lost 18)	

1968-69

Coach: Alex Omalev

CSF		OPP	
W	111..	LaVerne.....	73
L	54..	Oklahoma State.....	91
L	84..	Tulsa.....	93
W	56..	Missouri.....	78
L	103..	Chapman College.....	79
L	75..	Whittier College.....	82
L	63..	Edinboro State.....	85
W	75..	Occidental College.....	52
W	68..	Southern Utah.....	63
L	58..	Long Beach State.....	79
W	65..	San Diego State.....	59
W	80..	CSU Los Angeles.....	74
W	74..	CSU Northridge.....	71
L	88..	Cal Poly SLO.....	89
L	80..	Fresno State.....	92
W	90..	Cal Poly Pomona.....	83
L	73..	UC Irvine.....	89
L	66..	Long Beach State.....	74
L	66..	CSU Los Angeles.....	76
W	83..	CSU Northridge.....	76
W	81..	Cal Poly SLO.....	67
L	55..	Fresno State.....	74
L	87..	Cal Poly Pomona.....	89
W	76..	San Diego State.....	62
W	95..	Tahoe Paradise.....	81
		(Won 12, Lost 13)	

1969-70

Coach: Alex Omalev

CSF		OPP	
L	91..	CSU Stanislaus.....	92
W	77..	O.C. All-Stars.....	57
L	68..	Wyoming.....	88
L	78..	Creighton.....	83
L	95..	Northern Michigan.....	96
L	86..	Toledo.....	100
L	82..	CSU Los Angeles.....	87
W	96..	McMurray.....	76
W	77..	Chapman College.....	76
L	65..	UC Irvine.....	80
L	79..	CSU Northridge.....	81
L	60..	San Diego State.....	75
L	79..	UC Irvine.....	84
W	99..	CSU Stanislaus.....	82
L	66..	Cal Poly Pomona.....	68
L	77..	UC Riverside.....	101
L	76..	Cal Poly SLO.....	84
L	77..	CSU Los Angeles.....	102
W	89..	CSU Northridge.....	83
L	66..	San Diego State.....	112
L	68..	UC Irvine.....	70
W	87..	Cal Poly Pomona.....	78
W	92..	UC Riverside.....	75
W	77..	Cal Poly SLO.....	76
L	81..	CSU Northridge.....	95
		(Won 8, Lost 17)	

1970-71

Coach: Alex Omalev

CSF		OPP	
L	81..	Idaho State.....	95
L	74..	Colorado State.....	98
L	83..	Oral Roberts.....	111
L	57..	Drake.....	101
W	90..	Chapman College.....	70
L	50..	UC Irvine.....	68

W	67.....	CSU Stanislaus.....	66
W	102.....	Humboldt State.....	67
W	87.....	CSU Stanislaus.....	84
W	83.....	Idaho State.....	75
W	92.....	Occidental College.....	87
W	72.....	Cal Poly SLO.....	66
W	70.....	UC Irvine.....	69
W	84.....	UC Irvine.....	82
W	96.....	Cal Poly Pomona.....	83
W	84.....	UC Riverside.....	80
L	82.....	Cal Poly SLO.....	99
L	82.....	CSU Northridge.....	88
L	73.....	CSU Los Angeles.....	95
L	72.....	UC Irvine.....	77
W	100.....	Chapman College.....	87
W	94.....	Cal Poly Pomona.....	76
L	71.....	UC Riverside.....	79
L	76.....	Cal Poly SLO.....	79
L	61.....	CSU Northridge.....	81
L	83.....	Univ. of San Diego.....	89
		(Won 13, Lost 13)	

1971-72

Coach: Alex Omalev

CSF		OPP	
L	75.....	Tulsa.....	99
L	67.....	Colorado State.....	96
L	82.....	Northern Illinois.....	116
L	79.....	Southern Illinois.....	96
W	100.....	Whittier College.....	80
W	101.....	Chapman College.....	86
L	75.....	Univ. of San Diego.....	78
L	81.....	Fresno State.....	101
L	84.....	Univ. of San Diego.....	90
L	83.....	Long Beach State.....	103
W	82.....	Cal Poly SLO.....	79
L	82.....	Cal Poly SLO.....	91
W	128.....	Chapman College.....	88
L	92.....	UC Riverside.....	109
L	72.....	CSU Northridge.....	82
L	71.....	Grambling.....	92
L	87.....	Loyola Marymount.....	99
L	62.....	Cal Poly Pomona.....	78
W	83.....	Chapman College.....	75
W	97.....	Fresno State.....	87
L	90.....	Cal Poly SLO.....	110
W	87.....	UC Riverside.....	82
L	72.....	CSU Northridge.....	83
L	78.....	Cal Poly Pomona.....	92
W	99.....	Univ. of San Diego.....	88
W	107.....	CSU Dominguez Hills.....	90
		(Won 9, Lost 17)	



COACH MOE RADOVICH

1972-73

Coach: Moe Radovich

CSF		OPP	
11/28	L	56... @North Texas.....	63
11/29	W	56... @Oklahoma State.....	55
12/01	L	62... @Colorado State.....	79
12/07	L	72... San Francisco State.....	81
12/11	L	54... CSU Los Angeles.....	74

12/16	W	75... @Chapman College.....	66
12/22	L	68... @BYU.....	89
12/23	L	60... @Utah State.....	115
12/27	L	69... @Univ. of San Diego.....	74
12/29	L	61... %CSU Northridge.....	67
12/30	W	74... %Humboldt State.....	63
01/05	L	54... @CSU Bakersfield.....	69
01/06	W	83... @Cal Poly SLO.....	58
01/12	W	64... @CSU Northridge.....	63
01/13	W	63... Chapman College.....	50
01/17	L	64... @Fresno State.....	78
01/20	L	82... @CSU Los Angeles.....	83
01/26	L	68... Cal Poly Pomona.....	74
01/27	L	47... UC Riverside.....	59
02/01	W	70... @UC Irvine.....	64
02/09	L	49... @UC Riverside.....	57
02/10	L	55... @Cal Poly Pomona.....	56
02/16	W	89... CSU Northridge.....	72
02/23	L	61... Cal Poly SLO.....	72
02/24	L	57... CSU Bakersfield.....	64
02/27	W	95... UC Irvine.....	76
		(Won 9, Lost 17)	

1973-74

Coach: Bobby Dye

CSF		OPP	
11/30	L	63... Westmont.....	75
12/01	W	63... Chapman College.....	58
12/14	W	73... CSU Los Angeles.....	69
12/15	W	63... Biola.....	45
12/19	W	68... @Texas Arlington.....	65
12/20	L	69... @So. Methodist.....	93
12/22	L	63... @North Texas.....	70
12/28	W	64... %No. Arizona.....	53
12/29	L	60... @UC Irvine.....	78
01/05	L	54... @Pacific.....	67
01/08	W	75... Azusa Pacific.....	72
01/11	W	64... CSU Northridge.....	56
01/12	L	74... @CSU Los Angeles.....	86
01/18	L	60... @UC Riverside.....	68
01/19	W	71... @Cal Poly Pomona.....	60
01/25	W	85... Univ. of San Diego.....	68
01/26	W	69... @Chapman College.....	59
02/01	W	76... CSU Bakersfield.....	63
02/02	L	52... Cal Poly SLO OT.....	53
02/07	W	85... @Univ. of San Diego.....	73
02/09	W	60... @Westmont.....	58
02/14	L	49... @Cal Poly SLO OT.....	52
02/18	W	37... @CSU Bakersfield.....	35
02/22	W	78... Cal Poly Pomona.....	71
02/23	W	84... UC Riverside.....	78
03/01	L	73... @CSU Northridge.....	90
		(Won 16, Lost 10)	

1974-75

Coach: Bobby Dye

CSF		OPP	
11/29	L	56... @UNLV.....	75
12/02	L	69... @Providence.....	77
12/03	L	63... @Connecticut.....	78
12/05	W	83... @Richmond.....	79
12/12	L	61... @Loyola Marymount.....	76
12/14	L	91... Boise State.....	97
12/18	W	80... Cal Poly Pomona.....	62
12/23	W	61... CSU Los Angeles.....	55
12/28	W	84... CSU Northridge.....	54
01/03	W	71... %Univ. of San Diego.....	53
01/04	W	64... @CSU Bakersfield.....	59
01/10	W	98... @CSU Los Angeles.....	79
01/13	W	61... @Cal Poly Pomona.....	54
01/18	W	78... Chapman College.....	62
01/25	L	65... @San Diego State.....	72
01/30	L	67... Long Beach State.....	76
02/01	L	59... Fresno State.....	62
02/06	L	69... @San Jose State.....	75
02/08	L	75... @Pacific.....	80
02/13	W	52... Pacific.....	49
02/15	W	81... San Jose State OT.....	79
02/22	W	72... San Diego State.....	71
02/27	W	65... @Fresno State.....	64
03/01	L	53... @Long Beach State.....	73
		(Won 13, Lost 11)	

1975-76

Coach: Bobby Dye

CSF		OPP	
12/01	L	75... CSU Los Angeles.....	81
12/05	W	87... %Humboldt State.....	53
12/06	W	86... %Southern.....	64
12/11	W	60... Loyola Marymount.....	54
12/12	W	75... Chapman College.....	56
12/15	W	75... Central Michigan.....	42
12/20	L	69... @Idaho State.....	88
12/22	L	74... @Boise State.....	80
01/02	W	94... %Univ. of San Diego.....	61
01/03	W	101... @CSU Bakersfield.....	69
01/05	L	70... @Arizona.....	85
01/10	L	60... @Chapman College.....	62
01/13	W	55... @CSU Los Angeles.....	53
01/20	W	73... @Loyola Marymount.....	54
01/24	L	60... @San Diego State.....	63
01/29	W	68... Fresno State.....	60
01/31	W	55... Long Beach State.....	54
02/05	L	65... @Pacific.....	73
02/07	W	72... @San Jose State.....	56
02/12	W	67... San Jose State.....	66
02/14	W	54... Pacific.....	42
02/21	W	71... San Diego State.....	61
02/26	L	66... @Long Beach St. OT.....	68
02/28	L	65... @Fresno State.....	74
03/06	L	64... *@Pacific.....	72
		(Won 15, Lost 10)	
		PCAA Co-Champs	

1976-77

Coach: Bobby Dye

CSF		OPP	
11/27	W	87... @CSU Northridge.....	56
11/29	L	80... @Arizona.....	91
12/04	L	72... Loyola Marymount.....	79
12/07	W	81... Chapman College.....	63
12/10	W	89... %South Alabama.....	71
12/11	W	74... %Azusa Pacific.....	35
12/14	L	51... @Oregon.....	61
12/17	L	63... @Wichita State.....	70
12/20	W	74... Rice.....	62
12/23	W	74... UC Irvine.....	55
12/29	W	77... @UC Santa Barbara.....	66
01/08	W	83... CSU Los Angeles.....	66
01/11	W	80... @Chapman College.....	68
01/15	L	70... San Diego State.....	73
01/20	W	84... San Jose State.....	64
01/22	W	72... Pacific.....	53
01/27	L	67... @Long Beach State.....	74
01/29	W	72... @Fresno State.....	70
02/05	L	59... @San Diego State.....	61
02/10	W	80... UC Santa Barbara.....	72
02/17	W	68... Fresno State.....	54
02/19	W	78... Long Beach State.....	73
02/24	L	78... @Pacific.....	84
02/26	L	61... @San Jose State.....	80
03/02	W	79... *Pacific.....	68
03/05	L	64... *Long Beach St. OT.....	65
		(Won 16, Lost 10)	

1977-78

Coach: Bobby Dye

CSF		OPP	
11/26	L	61... @Oregon.....	69
12/03	W	87... CSU Los Angeles.....	72
12/06	W	98... Chapman College.....	72
12/09	L	62... %William & Mary.....	67
12/10	W	80... @BYU.....	75
12/12	W	65... Wisc. Parkside OT.....	59
12/17	W	74... Boise State.....	57
12/19	W	77... Aurora College.....	47
12/21	W	92... %Cal State L.A.....	77
12/22	W	80... @Portland State.....	62
01/03	W	70... @Chapman College.....	64
01/07	L	85... Illinois State.....	88
01/12	W	56... UC Santa Barbara.....	54
01/14	W	88... @UC Irvine.....	59

01/19	W	81...	San Jose State.....	66
01/21	W	79...	Pacific.....	61
01/26	L	69...	@San Diego State.....	94
01/28	W	83...	Long Beach State.....	81
02/01	L	47...	@Fresno State.....	55
02/04	W	54...	Fresno State.....	48
02/09	L	84...	@Long Beach State.....	88
02/11	L	70...	San Diego State.....	76
02/16	L	62...	@Pacific.....	71
02/18	W	80...	@San Jose State.....	78
02/23	W	83...	UC Irvine.....	75
02/25	W	85...	@UC Santa Barbara.....	67
03/02	W	88...	*San Jose State.....	78
03/03	W	64...	*San Diego State.....	50
03/04	W	64...	*Long Beach State.....	53
03/11	W	90...	#New Mexico.....	85
03/16	W	75...	#USF.....	72
03/18	L	58...	#Arkansas.....	61

(Won 23, Lost 9)



1978-79

Coach:
Bobby Dye

CSF		OPP		
11/27	W	70...	No. Arizona OT.....	58
11/29	W	64...	Wisconsin Parkside..	50
12/02	W	91...	@Boise State.....	74
12/09	L	89...	@Michigan State.....	92
12/13	W	109...	Portland State.....	92
12/15	W	98...	%Eastern Montana.....	53
12/16	W	67...	@Pepperdine.....	65
12/10	W	70...	Creighton (A).....	84
12/23	L	76...	@Utah.....	63
12/29	L	85...	%Portland.....	105
12/30	W	85...	%LaSalle.....	75
01/06	W	109...	MacMurray College..	65
01/11	W	76...	@UC Santa Barbara.....	62
01/13	W	81...	@Long Beach OT....	77
01/18	W	65...	Fresno State.....	57
01/21	W	81...	Pacific.....	63
01/25	W	73...	@UC Irvine.....	57
01/28	W	76...	UC Irvine.....	55
02/01	L	70...	@Utah State.....	85
02/04	L	80...	@San Jose State.....	84
02/08	L	72...	San Jose State.....	75
02/10	L	64...	Utah State.....	66
02/15	L	52...	@Pacific.....	62
02/17	L	62...	@Fresno State.....	70
02/22	L	69...	Long Beach St. (A)...	70
02/24	W	81...	UC Santa Barbara.....	76
03/01	L	70...	*Long Beach State.....	79

(Won 16, Lost 11)



1979-80

Coach:
Bobby Dye

CSF		OPP		
12/01	W	74...	@No. Arizona OT....	73
12/03	W	84...	Portland.....	80

12/07	L	53...	@Utah.....	65
12/08	L	75...	%Richmond.....	84
12/11	L	64...	@BYU.....	80
12/15	L	70...	@Creighton.....	86
12/18	W	68...	@San Diego State.....	53
12/22	L	67...	Loyola Marymount....	77
12/23	W	76...	Jackson State.....	68
12/28	L	69...	%Pittsburgh.....	80
12/29	W	71...	%Ohio.....	49
01/04	W	66...	Occidental.....	41
01/10	L	67...	UC Santa Barbara.....	80
01/12	L	40...	@Long Beach State....	51
01/17	L	54...	@Fresno State.....	61
01/20	L	56...	@Pacific.....	74
01/24	W	68...	UC Irvine.....	53
01/26	W	63...	@UC Irvine.....	62
01/31	W	96...	@Utah State.....	88
02/02	L	69...	@San Jose State.....	72
02/07	L	58...	San Jose State.....	66
02/09	L	67...	Utah State (A).....	69
02/14	L	69...	Pacific.....	76
02/16	L	60...	Fresno State.....	74
02/21	L	75...	Long Beach St. (A)...	80
02/23	W	66...	@UC Santa Barbara...	58
02/28	L	58...	*Pacific.....	70

(Won 10, Lost 17)



1980-81

Coach:
George McQuarn

CSF		OPP		
11/28	L	65...	@Portland.....	100
12/01	W	86...	Portland State.....	81
12/06	L	42...	Michigan State (A)...	58
12/09	L	85...	@Loyola Marymount..	90
12/13	L	64...	San Diego State (A)..	70
12/15	L	48...	@Portland State.....	60
12/19	L	71...	UNLV (A).....	85
12/20	W	88...	Loyola Marym't (A)..	75
12/26	L	78...	%Oregon OT.....	82
12/28	L	70...	%Utah.....	76
12/29	L	57...	%Princeton.....	60
01/10	L	61...	Wisc. Parkside OT..	69
01/15	L	84...	@UC Irvine.....	99
01/17	L	56...	@Long Beach State....	71
01/22	L	43...	San Jose State.....	49
01/24	L	67...	Utah State (A).....	68
01/29	L	56...	@UCSB OT.....	57
01/31	L	58...	UCSB OT.....	64
02/05	L	66...	@Pacific.....	71
02/07	L	52...	@Fresno State.....	72
02/11	L	30...	Fresno State (A).....	51
02/14	W	76...	Pacific.....	75
02/19	L	73...	@Utah State.....	77
02/21	L	41...	@San Jose State.....	59
02/26	W	60...	Long Beach State....	47
02/28	L	69...	UC Irvine.....	75
03/05	L	54...	*San Jose State.....	63

(Won 4, Lost 23)

KEY

- *PCAA/Big West Tournament
- \$NIT Tournament
- #NCAA Tournament
- NAIA Playoffs
- (A) Anaheim Convention Center
- %Neutral Tournament Site




1981-82

Coach: George McQuarn

CSF		OPP		
11/28	L	66...	BYU (A).....	81
12/01	W	75...	Chapman Col. OT....	74
12/05	W	74...	Cal Poly Pomona.....	57
12/09	L	62...	@Northern Arizona...	72
12/11	L	59...	%St. Joseph (PA).....	63
12/12	W	97...	%Grambling.....	60
12/18	L	51...	%Evansville.....	62
12/19	W	79...	%Texas-Arlington....	75
12/21	L	62...	Portland.....	63
12/23	W	75...	Spring Arbor.....	55
12/28	L	67...	%Wichita State.....	70
12/29	L	50...	%Michigan State OT..	51
12/30	W	64...	%Bradley.....	62
01/05	L	76...	@Pepperdine.....	95
01/09	W	86...	Loyola Marymount...	77
01/14	L	49...	@UC Irvine.....	50
01/16	L	56...	@Long Beach State....	59
01/21	W	61...	San Jose State.....	50
01/23	L	40...	Fresno State.....	43
01/28	W	42...	@UC Santa Barbara...	41
01/30	W	70...	UC Santa Barbara....	59
02/04	W	74...	@Pacific.....	65
02/06	W	72...	@Utah State.....	68
02/11	W	82...	Pacific.....	65
02/13	W	66...	Utah State.....	63
02/18	L	57...	@San Jose State.....	62
02/20	L	51...	@Fresno State.....	71
02/25	W	68...	UC Irvine 3OT.....	62
02/27	W	77...	Long Beach State....	76
03/03	W	64...	*Pacific.....	52
03/04	W	62...	*UC Irvine.....	61
03/05	L	57...	*Fresno State.....	69

(Won 18, Lost 14)



1982-83

Coach: George McQuarn

CSF		OPP		
11/27	W	97...	Northern Arizona....	55
12/01	W	92...	Chapman College.....	75

12/04	W	77...	@Loyola Marymount..	58
12/07	L	61...	@Wichita State.....	82
12/10	W	104...	CSU Sacramento.....	75
12/18	W	69...	Howard.....	51
12/21	W	55...	@Portland.....	54
12/23	W	58...	@Idaho State.....	45
12/28	L	60...	%Auburn.....	69
12/29	W	68...	%Niagara.....	50
01/04	W	85...	Pepperdine.....	74
01/06	W	86...	UC Irvine.....	76
01/08	W	90...	Long Beach State....	60
01/13	L	60...	@San Jose State.....	73
01/20	W	62...	@Pacific.....	56
01/22	L	71...	@UNLV.....	76
01/27	W	56...	Fresno State.....	53
01/29	W	77...	San Jose State.....	57
02/05	W	79...	@Long Beach State....	65
02/10	W	98...	@UC Irvine (A).....	74
02/12	W	84...	@UC Santa Barbara...	58
02/17	L	59...	@Utah State.....	67
02/19	W	90...	Pacific.....	62
02/24	W	86...	UNLV.....	78
02/26	W	75...	Utah State.....	71
03/03	W	81...	UC Santa Barbara....	60
03/06	L	72...	@Fresno State.....	94
03/10	L	59...	*Long Beach State....	61
03/18	L	83...	@\$Arizona State.....	87

(Won 21, Lost 8)



1983-84


Coach: George McQuarn

CSF		OPP		
11/25	W	78...	%McNeese State.....	66
11/27	W	90...	@Hawaii.....	60
12/01	W	67...	@Arizona.....	66
12/03	W	95...	Cal Poly Pomona.....	51
12/09	W	76...	%Centenary.....	74
12/10	L	46...	@Montana.....	60
12/17	W	83...	Texas-San Antonio...	65
12/20	W	91...	Idaho State.....	71
12/23	L	65...	@Pepperdine.....	66
12/30	W	71...	Saint Mary's.....	53
01/03	W	83...	Western Illinois.....	62
01/05	W	82...	Utah State.....	65
01/07	W	72...	San Jose State.....	62
01/12	W	67...	@Pacific.....	59
01/15	W	53...	@Fresno State.....	51
01/19	L	50...	@Long Beach 4OT...	52
01/21	W	68...	UC Santa Barbara....	56
01/26	L	80...	UC Irvine.....	81
01/28	L	75...	UNLV OT.....	82
02/02	L	49...	@San Jose State.....	50
02/04	L	66...	@Utah State.....	71
02/06	L	63...	@New Mexico State..	76
02/09	L	68...	Fresno State 2OT...	69
02/11	W	67...	Pacific.....	49
02/18	W	77...	@UC Santa Barbara...	57
02/23	L	62...	@UNLV OT.....	74
02/27	W	73...	Long Beach State....	51
03/01	L	81...	New Mexico State....	82
03/03	L	69...	@UC Irvine.....	72
03/08	L	51...	*Fresno State.....	53

(Won 17, Lost 13)

HISTORY

ANNUAL RESULTS



1984-85


Coach: George McQuam

CSF

OPP

12/03	W	51...	@Saint Mary's.....	50
12/05	L	64...	@Texas-San Antonio..	72
12/08	L	69...	Loyola Marymount....	73
12/10	L	53...	Portland.....	54
12/12	W	75...	UC Riverside.....	60
12/20	L	59...	Montana.....	60
12/22	W	81...	Pepperdine.....	75
12/28	W	66...	%Colorado St. OT....	64
12/29	L	56...	@Nevada.....	66
01/03	L	63...	@New Mexico State ...	70
01/05	W	82...	@CSU Long Beach....	71
01/10	L	92...	San Jose State 4OT..	97
01/12	W	73...	Utah State.....	72
01/17	W	89...	@UC Irvine.....	80
01/21	L	69...	@UNLV.....	83
01/24	W	80...	UC Santa Barbara....	72
01/26	W	51...	@San Jose State.....	46
01/30	W	84...	New Mexico State....	53
02/02	W	69...	CSU Long Beach.....	60
02/04	W	52...	Fresno State.....	51
02/09	L	69...	@UC Santa Barbara... 85	
02/11	W	86...	Pacific.....	64
02/14	L	63...	@Utah State.....	73
02/18	L	69...	UNLV.....	78
02/23	L	53...	@Fresno State.....	67
02/25	W	79...	@Pacific.....	59
03/02	W	84...	UC Irvine.....	74
03/07	W	79...	*UC Irvine.....	68
03/08	W	56...	*Fresno State.....	54
03/09	L	61...	*UNLV.....	79

(Won 17, Lost 13)



1985-86

Coach: George McQuam

CSF

OPP

11/22	L	76...	@Hawaii.....	79
11/23	W	84...	@BYU Hawaii.....	66
11/25	L	80...	@Hawaii Pacific.....	84
11/29	W	76...	%Loyola Marymount. 71	
11/30	L	66...	@Utah.....	80
12/03	W	78...	Univ. of San Diego... 66	
12/05	W	80...	Texas Tech.....	67

12/11	W	117...	U.S. International	94
12/14	W	99...	@Loyola Marymount. 79	
12/16	W	91...	Seattle.....	39
12/22	L	45...	@Portland.....	59
12/28	L	64...	@Pepperdine.....	67
01/02	L	61...	New Mexico St. OT. 68	
01/04	W	85...	Long Beach St. OT. 80	
01/09	L	76...	@Utah State OT.....	82
01/11	W	41...	@San Jose State.....	40
01/13	L	46...	@Pacific.....	50
01/16	W	66...	UC Irvine.....	54
01/18	L	51...	UNLV.....	62
01/23	L	39...	@UC Santa Barbara... 52	
01/30	L	57...	@New Mex. St. OT... 59	
02/01	W	75...	@CSU Long Beach.... 58	
02/03	W	67...	@Fresno State.....	58
02/08	L	54...	Fresno State.....	61
02/13	L	68...	Utah State.....	74
02/15	W	57...	San Jose State.....	54
02/17	L	83...	@UNLV.....	92
02/22	W	66...	UC Santa Barbara.... 62	
02/27	L	77...	Pacific OT.....	85
03/01	W	78...	@UC Irvine.....	68
03/06	W	66...	*UC Irvine.....	58
03/07	L	65...	*UNLV.....	75

(Won 16, Lost 16)



1986-87


Coach: George McQuam

CSF

OPP

11/28	L	69...	@Texas Tech.....	70
12/05	W	83...	CSU Bakersfield.....	46
12/08	W	100...	Southern Utah.....	58
12/12	W	56...	%Texas Christian..... 48	
12/13	W	59...	@BYU.....	56
12/17	W	80...	Pepperdine.....	60
12/19	W	75...	Washington.....	55
12/23	W	88...	Loyola Marymount... 65	
12/29	L	71...	@UCLA.....	72
01/03	W	65...	@Fresno State.....	47
01/05	L	55...	@Pacific.....	58
01/10	L	47...	UC Santa Barbara.... 55	
01/15	L	70...	UC Irvine.....	76
01/19	L	65...	UNLV.....	73
01/22	L	95...	@Utah State 2OT.... 96	
01/24	L	53...	@San Jose State..... 62	
01/29	W	59...	Pacific.....	56
01/31	W	58...	Fresno State.....	46
02/02	W	62...	San Jose State.....	60
02/05	W	66...	@New Mexico St. OT 58	
02/07	W	80...	@CSU Long Beach ... 65	
02/12	L	64...	@UNLV.....	74
02/14	L	69...	@UC Irvine OT..... 78	
02/19	W	94...	Utah State.....	71
02/21	L	58...	@UC Santa Barbara... 69	
02/26	W	63...	New Mexico State.... 59	
02/28	W	72...	CSU Long Beach..... 67	
03/05	W	92...	*UC Irvine.....	81
03/06	L	65...	*UNLV.....	99
03/13	L	68...	@\$California OT.... 72	

(Won 17, Lost 13)



1987-88


Coach: George McQuam

CSF

OPP

12/02	L	66...	@Montana.....	71
12/04	L	77...	@Weber State.....	81
12/10	W	85...	Portland.....	66
12/12	L	57...	@New Orleans.....	80
12/19	W	67...	Utah.....	43
12/21	L	71...	@Pepperdine.....	59
12/23	W	71...	Univ. of San Diego... 80	
12/28	L	65...	@UCLA.....	74
12/30	W	106...	Brown.....	89
01/02	L	69...	@CSU Long Beach.... 76	
01/04	L	37...	@New Mexico State .. 41	
01/07	L	73...	UC Irvine.....	81
01/09	L	55...	UC Santa Barbara.... 67	
01/13	L	57...	UNLV.....	63
01/21	L	72...	@Utah State.....	75
01/23	L	60...	@San Jose State..... 65	
01/28	W	75...	Pacific.....	60
01/30	W	64...	Fresno State OT..... 57	
02/04	L	56...	@UC Santa Barbara... 57	
02/06	L	65...	@UC Irvine.....	70
02/11	L	61...	@UNLV.....	77
02/18	W	63...	San Jose State..... 51	
02/20	W	80...	Utah State.....	77
02/25	L	54...	@Fresno State..... 57	
02/27	W	72...	@Pacific.....	60
03/03	W	61...	New Mexico State.... 59	
03/05	W	93...	CSU Long Beach..... 70	
03/09	W	73...	*Fresno State..... 59	
3/10	L	56...	*UNLV.....	61

(Won 12, Lost 17)



1988-89

Coach: John Sneed

CSF

OPP

12/01	W	59...	@Utah.....	57
12/06	L	67...	Pepperdine.....	71
12/08	W	68...	@Univ. of San Diego ... 66	
12/10	W	90...	Sonoma State.....	64

12/17	W	71...	@Portland.....	65
12/20	W	81...	Northeastern.....	68
12/22	L	77...	Weber State.....	88
12/27	L	65...	New Orleans 2OT... 66	
12/30	L	61...	Saint Mary's.....	68
01/03	L	60...	New Mexico State.... 65	
01/05	L	66...	CSU Long Beach.... 83	
01/10	L	59...	@UC Santa Barbara... 69	
01/16	L	63...	@UNLV.....	66
01/19	W	82...	San Jose State.....	60
01/21	W	96...	Utah State.....	87
01/28	W	79...	@Pacific OT.....	75
01/30	L	44...	@Fresno State.....	65
02/02	L	73...	UC Irvine.....	77
02/04	W	74...	UC Santa Barbara.... 69	
02/09	W	93...	UNLV OT.....	92
02/11	W	78...	@UC Irvine.....	75
02/16	L	80...	@Utah State.....	90
02/18	W	70...	@San Jose State OT.. 69	
02/23	W	72...	Pacific.....	69
02/25	W	71...	Fresno State.....	56
03/02	L	56...	@New Mexico State .. 60	
03/04	W	68...	@Long Beach OT..... 66	
03/09	W	87...	*Utah State OT..... 86	
03/10	L	83...	*UNLV.....	99

(Won 16, Lost 13)



1989-90

Coach: John Sneed


CSF

OPP

11/24	W	104...	Lamar.....	67
11/29	W	89...	West Texas State..... 74	
12/02	W	85...	@Saint Mary's..... 65	
12/09	W	84...	Tulsa.....	58
12/16	W	81...	CSU Northridge..... 70	
12/18	L	55...	@Colorado State..... 84	
12/23	L	75...	@UCLA.....	87
12/29	W	77...	%Middle Tenn. State.. 69	
12/30	L	51...	%Wyoming.....	69
01/03	L	66...	@UNLV.....	94
01/06	L	82...	@Utah State OT..... 83	
01/11	W	73...	Fresno State.....	65
01/13	W	76...	Pacific.....	73
01/15	L	60...	@San Jose State..... 66	
01/18	W	90...	@Long Beach State.... 79	
01/20	L	58...	@New Mexico State .. 75	
01/25	W	82...	UC Irvine.....	55
01/29	L	64...	@UCSB OT.....	72
02/01	W	90...	San Jose State OT... 84	
02/03	W	88...	Utah State.....	77
02/08	L	65...	@Fresno State..... 73	
02/10	L	73...	@Pacific.....	78
02/15	L	70...	UC Santa Barbara.... 75	
02/17	L	62...	New Mexico State.... 65	
02/19	L	69...	Long Beach St. OT.. 70	
02/24	L	76...	@UC Irvine.....	94
03/03	L	85...	UNLV.....	103
03/07	W	82...	*UC Irvine.....	63
03/08	L	93...	*UNLV.....	115

(Won 13, Lost 16)

HISTORY




1990-91

Coach: John Sneed

	CSF	OPP
11/26	L 86... @Lamar.....	95
11/28	L 63... @Tulsa.....	89
12/01	W 79... Butler.....	76
12/05	W 84... @USF.....	60
12/08	W 69... @Pepperdine OT.....	66
12/15	W 109... Miss'ippi Valley St. 100	
12/20	W 91... Portland.....	84
12/22	W 86... Chapman.....	66
12/29	W 62... Colorado State.....	60
01/02	W 91... @Fresno State.....	88
01/04	L 67... @UNLV.....	98
01/07	W 93... Utah State.....	91
01/09	W 91... San Jose State.....	78
01/12	L 73... @Pacific OT.....	75
01/14	L 70... @San Jose State.....	80
01/19	W 89... New Mexico State.....	81
01/22	L 76... Long Beach State.....	80
01/24	L 55... @UC Santa Barbara... 76	
01/26	L 87... @UC Irvine.....	92
01/31	L 63... @Utah State.....	74
02/07	W 77... Pacific.....	74
02/09	W 100... Fresno State OT.....	98
02/14	L 74... @New Mexico State.. 80	
02/16	L 83... @Long Beach State.....	88
02/21	L 92... UC Irvine.....	96
02/23	W 76... UC Santa Barbara.....	61
03/02	L 83... UNLV.....	104
03/08	L 67... *Pacific.....	74

(Won 14, Lost 14)



1991-92

Coach: John Sneed

	CSF	OPP
11/25	W 93... USF.....	84
12/03	L 83... @Butler.....	100
12/05	L 57... @Eastern Illinois.....	58

12/12	L 69... Pepperdine.....	79
12/14	W 98... @Portland.....	94
12/21	W 82... CSU Northridge.....	61
12/23	L 80... @UCLA.....	86
12/28	W 70... Drake.....	58
12/30	L 67... @Houston.....	83
01/02	L 74... UNLV.....	86
01/09	L 83... @Fresno State.....	88
01/11	L 72... @Utah State.....	89
01/18	W 86... @UC Irvine.....	83
01/23	L 58... UC Santa Barbara.....	64
01/25	W 78... Long Beach St. OT.. 77	
01/30	W 76... @San Jose State.....	64
02/01	L 69... @Pacific.....	73
02/04	L 67... New Mexico State.....	69
02/06	W 111... Utah State OT.....	99
02/08	W 97... Fresno State.....	79
02/15	W 86... UC Irvine.....	68
02/17	L 47... @UNLV.....	76
02/20	L 71... @Long Beach State.....	85
02/22	L 58... @UC Santa Barbara... 68	
02/27	W 76... Pacific.....	62
02/29	W 82... San Jose State.....	75
03/05	L 60... @New Mexico State.. 63	
03/13	L 71... *Long Beach State.... 77	

(Won 12, Lost 16)




1992-93

Coach: Brad Holland

	CSF	OPP
12/04	W 82... Saint Mary's.....	62
12/10	W 66... @Northern Iowa.....	55
12/12	L 73... @Drake.....	86
12/19	W 75... @CSU Northridge.....	68
12/21	W 86... Eastern Illinois.....	68
12/23	W 92... Chapman.....	71
12/30	L 82... @UCLA.....	90
01/02	L 65... @UNLV.....	78
01/04	L 67... @New Mexico State.. 78	
01/07	W 81... Nevada.....	62
01/09	W 91... Utah State.....	71
01/16	W 61... @UC Irvine.....	59
01/21	L 58... @Long Beach State.... 72	
01/23	W 72... @UCSB OT.....	68
01/28	W 66... San Jose State.....	61
01/30	W 71... Pacific.....	58
02/04	L 61... @Utah State.....	86
02/06	W 72... @Nevada.....	60
02/10	L 63... Houston.....	77
02/13	L 86... UC Irvine OT.....	88
02/18	W 68... Long Beach State.....	61
02/20	W 66... UC Santa Barbara.....	64
02/25	L 53... @Pacific.....	56
02/27	L 58... @San Jose State.....	60
03/04	L 70... New Mexico State.... 78	
03/06	W 84... UNLV.....	83
03/12	L 68... *Long Beach State... 80	

(Won 15, Lost 12)




1993-94

Coach: Brad Holland

	CSF	OPP
12/04	L 62... @Wyoming.....	80
12/07	W 80... Concordia.....	66
12/10	L 75... @Saint Mary's.....	78
12/18	L 73... Utah.....	76
12/21	L 69... @Colorado.....	79
12/23	L 70... @Colorado State.....	87
12/28	L 57... Northern Iowa.....	71
12/30	W 85... Oklahoma Baptist..... 71	
01/03	L 71... UC Irvine.....	77
01/05	L 66... UNLV.....	77
01/08	L 64... New Mexico State.... 77	
01/15	L 50... @Utah State.....	59
01/17	W 74... @Nevada.....	70
01/20	L 63... San Jose State.....	69
01/22	L 69... Pacific OT.....	76
01/27	W 66... @UC Santa Barbara... 57	
01/29	L 69... @Long Beach State.... 91	
02/03	L 66... @Pacific.....	97
02/05	L 82... @San Jose State.....	84
02/10	W 97... Nevada.....	72
02/12	L 52... Utah State.....	59
02/17	W 84... @UNLV.....	75
02/19	L 68... @New Mexico State.. 85	
02/24	W 101... @UC Irvine.....	95
03/03	L 87... Long Beach State.....	96
03/05	W 79... UC Santa Barbara.....	63
03/10	L 64... *Nevada.....	68

(Won 8, Lost 19)



1994-95

Coach: Bob Hawking

	CSF	OPP
11/29	W 80... CSU Northridge.....	71
12/02	L 65... %Santa Clara.....	79
12/03	L 68... %Texas-Arlington.....	74
12/10	L 65... @UCLA.....	99
12/17	W 82... @UNLV.....	80
12/20	W 83... San Diego St. OT.... 73	
12/23	L 82... USF OT.....	90
12/27	L 63... @Utah.....	84
12/30	L 77... @Loyola Marymount.... 80	
01/03	W 74... @UC Irvine.....	68
01/11	L 58... @New Mexico State.. 66	
01/14	L 73... Utah State.....	84

01/16	L 82... Nevada.....	95
01/19	W 69... @San Jose State.....	60
01/21	L 62... @Pacific.....	78
01/26	W 62... UC Santa Barbara.....	61
01/28	L 70... Long Beach State.... 79	
02/02	L 74... New Mexico State.. 106	
02/04	L 53... UNLV.....	69
02/09	L 77... @Nevada.....	91
02/11	L 71... @Utah State.....	103
02/16	W 69... Pacific.....	63
02/18	L 77... San Jose State.....	86
02/23	L 57... @Long Beach State.... 73	
02/25	L 69... @UC Santa Barbara... 80	
03/04	L 83... UC Irvine.....	91
03/09	L 69... *UC Irvine.....	76

(Won 7, Lost 20)




1995-96

Coach: Bob Hawking

	CSF	OPP
11/28	L 63... @UCLA.....	79
12/02	L 76... @CSU Northridge.....	77
12/05	W 85... @San Diego St. OT.. 83	
12/09	L 57... Gonzaga.....	83
12/16	L 63... Loyola Marymount... 67	
12/22	L 53... @USF.....	72
12/27	L 58... @Utah.....	108
12/30	L 62... Montana.....	70
01/02	L 77... San Jose State.....	88
01/04	W 79... Pacific OT.....	69
01/08	L 62... @UC Santa Barbara... 65	
01/10	L 66... @Long Beach State.... 79	
01/13	W 81... UC Irvine.....	73
01/18	W 64... UNLV.....	61
01/20	W 85... New Mexico State.... 72	
01/25	L 49... @Utah State.....	73
01/27	L 70... @Nevada.....	89
02/01	L 56... Long Beach State.... 73	
02/03	L 72... UC Santa Barbara.... 85	
02/10	L 75... @UC Irvine.....	85
02/15	W 68... @New Mexico St.... 63	
02/17	L 59... @UNLV.....	68
02/22	L 66... Nevada OT.....	71
02/24	L 53... Utah State.....	66
02/29	L 63... @Pacific.....	87
03/03	L 80... @San Jose State.....	90

(Won 6, Lost 20)



ANNUAL RESULTS

1996-97

Coach: Bob Hawking

	CSF	OPP
11/22	W 75... @Brigham Young.....	67
11/30	L 67... Utah.....	74
12/03	W 80... @Montana.....	73
12/07	W 75... @Loyola Marymount....	70
12/10	L 53... @San Diego.....	77
12/14	W 89... Loyola-Chicago.....	68
12/21	W 65... Pepperdine.....	54
12/28	W 61... Brown.....	57
12/30	W 91... Columbia.....	81
01/04	L 70... @Gonzaga.....	77
01/11	L 60... Pacific.....	67
01/13	W 78... Long Beach State.....	75
01/16	L 76... @UC Santa Barbara....	83
01/18	W 82... @Cal Poly SLO.....	77
01/23	L 80... Utah State.....	91
01/25	W 89... @UC Irvine.....	57
01/30	L 65... @Idaho.....	73
02/01	L 65... @Boise State.....	86
02/06	L 72... New Mexico State....	76
02/08	L 75... North Texas OT.....	81
02/13	W 84... UC Irvine.....	69
02/15	L 59... @Nevada.....	71
02/20	L 57... @Pacific.....	81
02/22	L 61... @Long Beach State....	72
02/27	W 110... Cal Poly SLO.....	98
03/01	W 74... UC Santa Barbara....	60
03/07	L 55... *Nevada.....	80

(Won 13, Lost 14)




1998-99

Coach: Bob Hawking

	CSF	OPP
11/16	L 51... @Kansas State.....	72
11/21	W 79... San Diego State.....	76
11/28	W 78... Pepperdine.....	68
12/02	W 74... @Loyola Marymount....	61
12/05	W 79... Saint Mary's.....	69
12/10	W 73... Montana State.....	67
12/12	L 46... @Saint Louis.....	80
12/19	L 52... @Portland.....	95
12/22	W 96... Quincy.....	66
12/27	L 59... @San Jose State.....	84
01/07	L 54... New Mexico State....	61
01/09	W 72... North Texas.....	55
01/14	L 62... @Idaho.....	77
01/16	L 66... @Boise State.....	67
01/21	W 66... Long Beach St. OT... 64	
01/23	W 68... Pacific.....	64
01/28	L 54... @UC Santa Barbara....	73
01/30	L 81... @Cal Poly SLO.....	101
02/04	W 88... Utah State.....	78
02/06	W 64... @UC Irvine.....	47
02/11	L 77... @Nevada.....	89
02/13	W 104... UC Irvine.....	97
02/18	L 59... @Pacific.....	75
02/20	W 74... @Long Beach State....	65
02/25	L 80... Cal Poly SLO.....	90
02/27	L 75... UC Santa Barbara....	80
03/04	L 60... *Boise State.....	77

(Won 13, Lost 14)




1997-98

Coach: Bob Hawking

	CSF	OPP
11/15	L 59... @Utah.....	87
11/22	W 83... Norfolk State.....	57
11/25	W 86... Lewis-Clark State....	46
11/29	W 98... Loyola Marymount....	94
12/02	L 61... @Pepperdine.....	65
12/06	W 76... San Diego.....	70
12/13	L 91... @UCLA.....	120
12/20	W 72... Portland.....	61
12/27	L 60... @Wisc.-Green Bay....	70
12/30	L 59... @Loyola-Chicago....	73
01/08	L 87... @New Mexico St. 20T... 89	
01/10	W 72... @North Texas.....	70
01/15	L 73... Idaho.....	76
01/17	L 74... Boise State.....	76
01/22	W 61... @Long Beach State....	52
01/24	L 68... @Pacific.....	86
01/29	L 81... UC Santa Barbara....	87
01/31	L 84... Cal Poly SLO.....	87
02/05	W 51... @UC Irvine.....	48
02/07	L 44... @Utah State.....	69
02/12	L 67... Nevada.....	82
02/14	W 85... UC Irvine.....	66
02/19	L 57... Pacific.....	71
02/21	W 92... Long Beach State....	70
02/26	L 94... @Cal Poly SLO.....	96
02/28	W 76... @UC Santa Barbara....	70
03/06	W 89... *Boise State.....	82
03/07	L 56... *Utah State.....	65

(Won 12, Lost 16)



1999-2000

Coach: Bob Hawking

	CSF	OPP
11/19	L 77... @Simon Fraser.....	80
11/23	L 77... San Diego.....	81
11/27	L 64... @Montana State.....	88
11/30	L 62... @Saint Mary's.....	89
12/04	W 82... Loyola Marymount....	71
12/07	L 63... @Pepperdine.....	96
12/11	W 68... San Jose State.....	44
12/21	W 99... Patten College.....	56
12/30	W 98... Eastern Kentucky....	83
01/05	W 72... @San Diego State.....	66
01/08	L 72... @San Diego.....	78

01/13	L 70... @Utah State.....	82
01/15	L 60... @Nevada.....	77
01/20	W 54... Boise State.....	52
01/22	W 82... Idaho.....	74
01/26	W 76... @UC Irvine.....	64
01/29	L 82... @North Texas.....	84
02/03	L 54... Pacific.....	59
02/05	L 82... Long Beach State....	98
02/10	L 53... @UC Santa Barbara....	81
02/12	L 79... @Cal Poly SLO.....	108
02/17	L 67... UC Santa Barbara....	82
02/19	L 83... Cal Poly SLO.....	87
02/24	L 75... @Long Beach State....	88
02/26	L 53... @Pacific.....	68
03/01	L 71... UC Irvine.....	88
03/04	L 65... New Mexico State....	80

(Won 8, Lost 19)



2001-02

Coach: Donny Daniels

	CSF	OPP
11/17	L 58... @Pepperdine.....	75
11/19	L 43... San Francisco.....	70
11/24	W 84... Loyola Marymount....	70
11/29	L 56... @Baylor.....	92
12/01	L 71... @Wyoming.....	86
12/06	L 79... @Sacramento St. OT... 85	
12/08	W 86... Point Loma Nazarene... 50	
12/15	W 106... Sacramento St. OT.... 97	
12/20	L 60... Cal Poly.....	61
12/22	L 62... UC Santa Barbara....	64
12/29	L 68... @Northern Arizona.... 80	
01/03	L 58... @UC Irvine.....	68
01/05	L 60... @Long Beach State.... 68	
01/12	L 60... @UC Riverside.....	68
01/17	L 59... Idaho.....	63
01/19	W 65... Utah State.....	51
01/24	L 68... @CSU Northridge....	92
01/26	L 48... @Pacific.....	82
01/31	L 60... Long Beach State....	77
02/02	L 46... UC Irvine.....	72
02/09	L 58... UC Riverside.....	70
02/14	L 45... @Utah State.....	60
02/16	L 53... @Idaho.....	65
02/21	L 61... Pacific.....	67
02/23	L 59... CSU Northridge.....	73
02/28	L 52... @UC Santa Barbara.... 54	
03/02	W 64... @Cal Poly.....	62

(Won 5, Lost 22)




2000-01

Coach: Donny Daniels

	CSF	OPP
11/17	L 35... @Oregon State.....	68
11/25	L 52... @UC Riverside.....	59
11/28	L 61... Pepperdine.....	82
12/02	W 79... Coll. of Notre Dame . 64	
12/05	L 56... @Loyola Marymount... 65	
12/09	L 61... Wyoming.....	78
12/16	L 50... Baylor.....	80
12/20	L 67... @Eastern Kentucky.... 73	
12/22	L 52... @Valparaiso.....	65
12/30	L 59... Northern Arizona.....	75
01/04	L 50... @Pacific.....	79
01/06	L 54... @Long Beach State.... 78	
01/11	L 71... UC Santa Barbara....	74
01/13	W 64... @Idaho.....	53
01/20	L 54... UC Irvine.....	62
01/25	W 85... @Cal Poly SLO.....	77
01/27	L 69... @UC Santa Barbara.... 94	
01/31	L 76... Boise State.....	84
02/02	L 52... Utah State.....	76
02/08	L 55... @Boise State.....	75
02/10	L 46... @Utah State.....	58
02/15	L 60... Cal Poly SLO.....	62
02/17	L 50... Pacific.....	63
02/22	W 63... Idaho.....	60
02/24	L 68... Long Beach State....	69
03/01	L 55... @UC Irvine.....	58
03/03	W 70... UC Riverside.....	59
03/08	L 43... *Utah State.....	74

(Won 5, Lost 23)




2002-03

Coach: Donny Daniels

	CSF	OPP
11/22	L 76... %Texas A&M-C.C....	83
11/24	L 43... %Arkan.-Little Rock... 56	
12/02	W 74... Morris Brown.....	56
12/04	L 87... Pepperdine.....	90
12/07	L 68... @Loy. Marymount....	75
12/11	L 63... @USC.....	78
12/14	L 70... Idaho State.....	79
12/21	W 62... @Sacramento St.....	54
12/28	L 61... @San Francisco.....	75
01/02	L 44... @Cal Poly SLO.....	65

KEY

- *PCAA/Big West Tournament
- \$NIT Tournament
- #NCAA Tournament
- NAIA Playoffs
- (A) Anaheim Convention Center
- %Neutral Tournament Site



2008-09

Coach: Bob Burton

CSF OPP

11/14	L	66 ...	Texas State.....	76
11/16	W	90 ...	@Hawaii.....	76
11/20	W	106 ...	Hope International.....	60
11/23	L	75 ...	@Portland State.....	76
11/27	L	69 ...	Wake Forest.....	75
11/28	L	54 ...	Saint Mary's.....	79
11/30	W	92 ...	Charlotte OT.....	84
12/02	L	63 ...	@LSU.....	84
12/06	W	79 ...	Central Michigan.....	65
12/09	L	60 ...	@Montana State.....	74
12/13	W	89 ...	CSU Bakersfield.....	64
12/22	W	88 ...	Montana State.....	80
12/29	L	64 ...	CSU Northridge.....	90
01/03	L	74 ...	@UC Irvine OT.....	78
01/08	W	86 ...	@Cal Poly.....	82
01/10	W	62 ...	@UC Santa Barb.....	58
01/15	L	74 ...	UC Davis.....	85
01/17	L	62 ...	Pacific.....	77
01/21	W	91 ...	@CSU Northridge.....	87
01/29	W	61 ...	@Long Beach State.....	60
02/01	W	58 ...	UC Riverside.....	52
02/05	W	72 ...	UC Santa Barb.....	65
02/07	L	72 ...	Cal Poly.....	75
02/12	L	50 ...	@Pacific.....	71
02/14	W	106 ...	@UC Davis.....	95
02/18	L	74 ...	Long Beach State.....	75
02/21	L	86 ...	@New Mexico St.....	94
02/26	L	60 ...	@UC Riverside.....	63
03/03	W	78 ...	@CSU Bakersfield.....	73
03/07	L	62 ...	UC Irvine.....	65
03/11	W	59 ...	*UC Riverside.....	46
03/12	L	64 ...	*UC Santa Barb.....	73

(Won 15, Lost 17)

Cal State Fullerton's Div. I Regular Season Tournament History

1974-75

Golden Empire Classic in Bakersfield, CA
W 71-53 San Diego
W 64-59 CSU Bakersfield

1975-76

Pepperdine Classic in Malibu, CA
W 87-53 Humboldt State
W 86-64 Southern

Golden Empire Classic in Bakersfield, CA
W 94-61 San Diego
W 101-69 CSU Bakersfield

1976-77

Pepperdine Classic in Malibu, CA
W 89-71 South Alabama
W 74-35 Azusa Pacific

1977-78

Cougar Classic in Provo, UT
L 62-67 William & Mary
W 80-75 Brigham Young

Portland Classic in Portland, OR
L 92-77 Cal State Los Angeles
W 80-62 Portland State

1978-79

Malibu Classic in Malibu, CA
W 98-53 Eastern Montana
W 67-65 Pepperdine

KOA Classic in Billings, MT
L 85-105 Portland
W 84-75 LaSalle

1979-80

Utah Classic in Salt Lake City, UT
L 53-65 Utah
W 75-84 Richmond

Connecticut Mutual Classic in New Haven, CT
L 69-80 Pittsburgh
W 71-49 Ohio Univ.

1980-81

L.A. Times Classic in Anaheim, CA
L 71-85 UNLV
W 88-75 Loyola Marymount

Far West Classic in Portland, OR
L 78-82 Oregon OT
L 70-76 Utah
L 57-60 Princeton

1981-82

Nike Classic in Santa Barbara, CA
L 59-63 St. Joseph (PA)
W 97-60 Grambling

Malibu Classic in Malibu, CA
L 51-62 Evansville
W 79-75 Texas-Arlington

Rainbow Classic in Honolulu, HI
L 67-70 Wichita State
L 50-51 Michigan State OT
W 64-62 Bradley

1982-83

Utah Classic in Salt Lake City, UT
L 60-69 Auburn
W 68-50 Niagara

1983-84

Hawaii Tipoff Classic in Honolulu, HI
W 78-66 McNeese State
W 90-60 Hawaii

Champion Holiday Classic in Missoula, MT
W 76-74 Centenary
L 46-60 Montana

1984-85

Wolf Pack Classic in Reno, NV
W 66-64 Colorado State OT
L 56-66 Nevada

1985-86

Utah Classic in Salt Lake City, UT
W 76-71 Loyola Marymount
L 66-80 Utah

1986-87

Cougar Classic in Provo, UT
W 56-48 Texas Christian
W 59-56 Brigham Young

1989-90

Casper Shootout in Casper, WY
W 77-69 Middle Tennessee State
L 51-69 Wyoming

1994-95

Coors Light Classic in Fresno, CA
L 65-79 Santa Clara
L 68-74 Texas-Arlington

2002-03

Hawaiian Airlines Tipoff Classic in Honolulu, HI
L 76-83 Texas A&M-Corpus Christi
L 43-56 Arkansas-Little Rock

2004-05

Mohegan Sun Classic in New Britain, CT
L 57-69 Samford
W 75-68 Colgate

2005-06

USF Invitational in San Francisco, CA
W 88-80 Chicago State
L 91-93 San Francisco (OT)

FIU Holiday Classic in Miami, Florida
L 76-88 Texas-San Antonio
W 74-57 Florida International

2007-08

Shamrock Office Solutions Classic in Moraga, CA
W 103-72 Furman
L 59-69 Saint Mary's

2008-09

Verizon Wireless Tip-Off Classic in Honolulu, HI
L 66-76 Texas State
W 90-76 Hawaii

76 Classic in Anaheim, CA
L 69-75 Wake Forest
L 54-79 Saint Mary's
W 92-84 Charlotte (OT)

2009-10


Etech Lumberjack Classic in Nacogdoches, TX
vs. Central Arkansas
at Stephen F. Austin

Basketball Travelers Invitational in Logan, Utah
vs. Weber State
at Utah State
vs. Morehead State

DIV. I ALL-CONFERENCE SELECTIONS



*Above: Joe Small
Right: Chris Dade
Below: Tony Neal*



1976

Greg Bunch, first team

1977

Greg Bunch, first team
Kerry Davis, second team

1978

Greg Bunch, first team
Keith Anderson, second team

1979

Calvin Roberts, first team

1980

Calvin Roberts, first team
Lance Ball, freshman team

1981

David Gilreath, freshman team
Victor Green, freshman team



Ricky Mixon

1982

Leon Wood, first team
Ricky Mixon, second team
Tony Neal, freshman of the year
Gary Davis, freshman team

1983

Leon Wood, first team
Ricky Mixon, second team

1984

Leon Wood, first team

1985

Tony Neal, first team
Kevin Henderson, first team

1987

Richard Morton, second team

1988

Richard Morton, second team

1989

Cedric Ceballos, first team
Wayne Williams, freshman team

1990


Cedric Ceballos, first team

1991

Joe Small, second team

1992

Agee Ward, second team
Bruce Bowen, second team



Agee Ward

1993

Bruce Bowen, first team

1995

Winston Peterson, second team
Chris Dade, freshman team

1996

Kenroy Jarrett, freshman team
Mark Richardson, freshman team

1999

Ike Harmon, first team

2000


Ike Harmon, second team

2002

Pape Sow, second team

2003

Ralph Holmes, first team



Ralph Holmes

2004

Pape Sow, first team
Bobby Brown, freshman of the year

2005

Ralph Holmes, second team
Yaphett King, second team

2006

Bobby Brown, first team
Jamaal Brown, second team

2007

Bobby Brown, first team
Scott Cutley, first team

2008

Scott Cutley, first team
Josh Akognon, second team
Frank Robinson, second team

2009

Josh Akognon, first team
Jacques Streeter, freshman team

RECORDS VS. OPPONENTS

	W	L
Arizona.....	1	3
Arizona State.....	0	2
Arkansas.....	0	1
Arkansas-Little Rock.....	0	1
Auburn.....	0	1
Aurora College.....	1	0
Azusa Pacific.....	3	0
Baylor.....	0	2
Bethune-Cookman.....	1	0
Biola.....	1	0
Boise State.....	4	8
Bradley.....	1	0
Brown.....	2	0
BYU-Hawai'i.....	1	0
BYU.....	3	3
Butler.....	1	1
California.....	0	1
Cal Lutheran.....	0	1
California Maritime.....	1	0
Cal Poly Pomona.....	17	16
Cal Poly SLO.....	21	29
Last CSF win: 86-82, 1/8/09, at Cal Poly		
Last CP win: 75-72, 2/7/09, at CSF		
Cal Tech.....	1	0
Calvin College.....	1	0
Centenary College.....	1	0
Central Arkansas.....	first meeting	
Central Michigan.....	2	1
Chapman University.....	28	14
Charlotte.....	1	0
Chicago State.....	1	0
Chico State.....	0	1
Claremont-Mudd.....	1	0
Colgate.....	1	0
College of Notre Dame.....	1	0
Colorado.....	0	1
Colorado State.....	2	5
Columbia.....	1	0
Concordia (CA).....	1	0
Connecticut.....	0	1
Creighton.....	1	2
CSU Bakersfield.....	9	2
Last CSF win: 78-73, 3/3/09, at Rabobank		
Last CSUB win: 64-57, 2/24/72, at CSF		
CSU Dominguez Hills.....	1	0
CSU Hayward.....	3	0
CSU Los Angeles.....	10	15
CSU Northridge.....	33	25
Last CSF win: 91-87, 1/21/09, at CSUN		
Last CSUN win: 90-64, 12/29/08, at CSF		
CSU Sacramento.....	5	6
Denver.....	1	1
Drake.....	1	2
Eastern Illinois.....	1	1
Eastern Kentucky.....	1	1
Eastern Montana.....	1	0
Eastern Washington.....	3	1
Edinboro State.....	0	1

	W	L
Evansville.....	0	1
Florida International.....	1	0
Fresno State.....	22	29
Furman.....	1	0
Georgetown.....	0	1
Gonzaga.....	0	2
Graceland College.....	1	0
Grambling.....	1	1
Grand Canyon College.....	1	0
Hastings College.....	0	1
Hawai'i.....	2	1
Hawai'i Pacific.....	0	1
Hope International.....	4	0
Last CSF win: 106-60, 11/20/08, at CSF		
Houston.....	0	2
Howard.....	1	0
Humboldt State.....	3	0
Idaho.....	6	8
Idaho State.....	3	4
Illinois State.....	0	1
Jackson State.....	1	0
Kansas State.....	0	3
Lamar.....	1	1
LaSalle.....	1	0
La Verne.....	3	0
Lewis & Clark College.....	1	0
Lewis & Clark State.....	1	0
Long Beach State.....	39	58
Last CSF win: 61-60, 1/29/09, at Long Beach		
Last LB win: 75-74, 2/18/09, at CSF		
Louisiana-Lafayette.....	2	0
Loyola-Chicago.....	1	1
Loyola Marymount.....	13	11
LSU.....	0	1
Luke AFB.....	1	0
MacAlester College.....	0	1
MacMurray College.....	1	0
McMurray State.....	1	0
McNeese State.....	1	0
Michigan State.....	0	4
Middle Tennessee St.....	1	0
Mississippi Valley St.....	1	0
Missouri.....	0	1
Montana.....	3	6
Montana State.....	2	3
Morehead State.....	first meeting	
Morris Brown.....	1	0
Nebraska.....	0	1
Nevada.....	4	11
New Mexico.....	1	0
New Mexico State.....	7	24
Last CSF win: 68-63, 2/15/96, at NMSU		
Last NMSU win: 94-86, 2/21/09, at NMSU		
New Orleans.....	0	2
Niagara.....	1	0
Norfolk State.....	1	0
Northeastern.....	1	0
Northern Arizona.....	5	4

	W	L
Northern Illinois.....	0	1
Northern Iowa.....	1	1
Northern Michigan.....	0	1
North Texas.....	2	4
Occidental.....	5	0
Last CSF win: 83-63, 12/20/03, at CSF		
Ohio.....	1	0
Oklahoma Baptist.....	1	0
Oklahoma State.....	1	1
Oral Roberts.....	0	1
O. C. All-Stars.....	1	0
Oregon.....	0	3
Oregon State.....	1	1
Pacific.....	33	44
Last CSF win: 92-78, 2/16/08, at CSF		
Last UoP win: 70-51, 2/12/09, at Pacific		
Pasadena College.....	2	2
Pasadena Nazarene.....	1	0
Patten College.....	1	0
Pepperdine.....	10	11
Phibac.....	1	1
Pittsburgh.....	0	1
Point Loma.....	1	0
Portland.....	7	6
Portland State.....	4	2
Princeton.....	0	1
Providence College.....	0	1
Quincy.....	1	0
Redlands.....	8	5
Rice.....	1	0
Richmond.....	1	1
Saint Louis.....	0	1
Saint Mary's (CA).....	5	5
St. Joseph (PA).....	0	1
Samford.....	0	1
San Diego, Univ. of.....	16	11
San Diego Marines.....	2	0
San Diego Navy.....	1	0
San Diego State.....	10	20
Last CSF win: 72-66, 1/5/00, at SDSU		
Last SDSU win: 63-60, 12/21/04, at SDSU		
San Francisco, U. of.....	4	5
San Francisco State.....	0	2
San Jose State.....	26	24
Santa Clara.....	0	1
Seattle.....	1	0
Seattle Pacific.....	3	0
Simon Fraser.....	0	1
Sonoma State.....	1	0
South Alabama.....	1	0
South Dakota State.....	2	0
Southern California.....	0	2
Southern California College.....	2	0
Southern Illinois.....	0	1
Southern Methodist.....	0	1
Southern.....	1	0
Southern Utah.....	4	0
Spring Arbor.....	1	0

RECORDS VS. OPPONENTS

	W	L
Stanislaus State	4	1
Stephen F. Austin..... first meeting		
Stetson.....	1	0
Tahoe Paradise	2	0
Texas Arlington.....	2	1
Texas Christian.....	1	0
Texas San Antonio	3	2
Texas State	0	1
Texas Tech.....	1	1
Toledo	0	1
Tulsa.....	1	3
UC Davis	9	2
Last CSF win: 106-95, 2/14/09, at Davis		
Last UC Davis win: 85-74, 1/15/09, at CSF		
UC Irvine	47	41
Last CSF win: 81-66, 3/15/08, at Anaheim CC		
Last UCI win: 65-62, 3/7/09, at CSF		
UCLA	0	9
Last UCLA win: 78-54, 12/5/06, at UCLA		

	W	L
UC Riverside.....	20	15
Last CSF win: 59-46, 3/11/09, at Anaheim CC		
Last UCR win: 63-60, 2/26/09, at UCR		
UC Santa Barbara.....	33	35
Last CSF win: 72-65, 2/5/09, at CSF		
Last UCSB win: 73-64, 3/12/09, at Anaheim CC		
UC San Diego	1	1
UNLV.....	7	32
U.S. International.....	4	6
USMC Depot	0	2
Utah.....	2	9
Utah State	17	39
Last CSF win: 64-60, 2/19/05, at CSF		
Last USU win: 84-77, 3/11/05, at Anaheim CC		
Valparaiso.....	0	1
Washington	1	0
Wake Forest.....	0	1

	W	L
Weber State.....	1	3
Last CSF win: 112-93, 1962-63 season finale		
Last WSU win: 88-77, 12/22/88, at CSF		
West Texas State	1	0
Western Illinois	1	0
Western Washington.....	1	0
Westmont	4	2
Westminster (PA).....	0	1
Westminster (UT).....	1	0
Whittier College.....	1	1
Wichita State	0	3
William & Mary.....	0	1
Wisconsin.....	0	1
Wisconsin-Green Bay	0	1
Wisconsin-Parkside.....	2	1
Wright State	0	2
Wyoming.....	0	5
Totals	643-	722

bold face = 2009-10 opponent




FIRST DIVISION I CSF TEAM: The Titans pose on the steps of the U.S. Capitol early in the 1974-75 season on a trip to play Providence, Connecticut and Richmond. Fullerton has made only four return visits to the East Coast but three of them have come during the Bob Burton Era. The player in front is Tim Dwyer. The second row, from left, is Head Coach Bobby Dye, Assistant Coach Mel Sims and Greg Bunch. The players in the rear, from left, are Taras Young, Andrew Jones, Paul Boskovich, John Horger, Steve Wright, Al Fruhwirth, Donny Daniels and Jim Bogdanowicz.

ALL-TIME DIV. I ROSTER

(Players who appeared in at least one game beginning with the 1974-75 season)

PLAYER	Conference Season(s)
Adair, Bobby	'88
Ahsmuhs, Kevin	'91, '92
Akognon, Josh	'08-'09
Alexander, Chris	'02
Alexander, Kenneth	'07, '08
Alfajara, Jerry	'81
Amos, Fred	'94, '95
Andersen, Regan	'09
Anderson, Gerard	'09
Anderson, Keith	'76, '77, '78, '79
Anderson, Michael	'81, '82
Anderson, Rodney	'00
Anderson, Van	'88, '89, '90
Andrew, Derick	'02, '03, '04
Archie, Jerome	'98
Asprilla, Hardy	'04, '05
Awad, Drew	'05
Baker, Lamar	'82
Ball, Lance	'80, '81
Bar-Netzer, Amir	'03
Barrios, George	'78, '79, '80, '81
Battles, Curtis	'06, '07
Bell, John	'81
Bell, Marcus	'91
Bernard, DiJon	'93
Berry, Franklin	'79, '80
Bloodworth, Michael	'91
Blow, Vincent	'85, '86, '87, '88
Boagni, Kerry	'85, '86
Bogdanowicz, Jim	'75
Bolton, Anthony	'03, '04
Bonner, Duane	'75
Boothe, Bob	'82, '83




Kevin Henderson



Bruce Bowen

PLAYER	Conference Season(s)
Boskovich, Paul	'75
Bowen, Bruce	'90, '91, '92, '93
Bowland, Kevin	'79
Brown, Bobby	'04, '05, '06, '07
Brown, Jamaal	'05, '06
Bunch, Greg	'75, '76, '77, '78
Burns, Justin	'05, '06, '07
Burt, Reggie	'77
Caldwell, Matt	'98, '99, '00, '01
Caldwell, Ron	'90, '91
Calvin, Brent	'88, '89
Camara, Babacar	'01, '02, '03, '04
Campbell, Brandon	'99, '00, '01, '02, '03
Castleton, David	'01, '02
Ceballos, Cedric	'89, '90
Ceballos, Chris	'86, '87
Cherry, Doug	'81
Clardy, Patrick	'85
Clarke, Jeff	'83
Clemmons, John	'05, '06
Corvin, Tom	'78
Cottrell, Vershan	'05, '06
Crane, Dareck	'90
Crenshaw, Marcus	'07, '08
Cunningham, Jason	'98, '99
Cutley, Scott	'07, '08
Dade, Chris	'95, '96, '97, '98
Daniels, Donny	'75, '76
Davis, Gary	'82, '83, '84, '85
Davis, Kerry	'76, '77
Davis, Stan	'80
Deve', Mitch	'00, '01
Dillon, Ryan	'01, '02
Dinh, Danny	'00
Dwyer, Tim	'75, '76
Elwood	'77
Fischer, Josh	'99, '00, '01, '02

PLAYER	Conference Season(s)
Fish, Bill	'83
Fletcher, Darnell	'84
Forchency, Jamal	'03
French, James	'94, '95
Frigout, David	'94, '95
Fruhworth, Al	'75, '76
Fuller, Craig	'83
Gilbert, Paul	'79
Gilreath, David	'81, '82
Green, Andrew	'07, '08
Green, J.D.	'91, '92
Green, Victor	'81, '82
Groomes, Bron	'03, '04
Guisse, Papa	'09
Halbasch, Erik	'01
Hall, John	'81, '83
Hamilton, Alexander	'86, '87
Harmon, Ike	'98, '99, '00, '01
Harper, Jermaine	'05, '06
Harrison, Dave	'95
Hart, Jason	'90
Hawthorne, George	'82
Heenan, Kevin	'76, '77, '78, '79
Helbig, Josh	'99
Henderson, Kevin	'84, '85, '86
Hill, Mark	'89, '90
Hill	'75
Hinkle, Andy	'95, '96, '97
Holm-Hadulla, Federic	'03
Holmes, Ralph	'03, '05
Hooper, Ray	'93
Horger, John	'75, '76
Italiano, Danny	'99
Jackson, Eugene	'85, '86, '87, '88
Jarrett, Kenroy	'96, '98, '99, '00
Jones, Andrew	'75, '76
Jones, Derek	'87, '89
Jones, Ozell	'83, '84
Kemp, Kim	'92, '93
Kerian, Jason	'91
King, Josh	'94
King, Yaphett	'04, '05
Knight, Michael	'80
Kohn, Daniel	'01




Gary Davis

ALL-TIME DIV. I ROSTER

PLAYER	Conference Season(s)
Lake, Jarell	'07
Lambert, Danny	'05
Lassiter, Marcio	'08, '09
LaVallee, Bruce	'80
Leary, Don	'93
Leighton, Josh	'97
Lewis, Rashone	'89
Lima, Eddie	'08
Linden, Mike	'78
Little, Darren	'94
Logan, Jeff	'83
Lopez, Denver	'02, '03, '04
Losner, Bob	'76
Marshall, Dwayne	'07
Massey, Damien	'06
Maxie, Andrew	'02
McCarthy, Steve	'78
Meeks, Geoff	'98
Mensah, Kwasi	'09
Metoyer, Sharif	'93
Miller, Bill	'76, '77
Miller, R.	'77
Miller, Ray	'09
Miller, Oval	'87, '88
Minardo, Chris	'07
Mixon, Ricky	'82, '83
Moeller, Gary	'84, '85
Montano, Manny	'06
Moody, David	'86, '87, '88, '89
Moos, Randal	'88, '89
Moret, Jerard	'06
Morgan, Marcus	'07, '08
Morgan, Tom	'78, '79, '80
Morton, Richard	'85, '86, '87, '88
Murphy, Mark	'99, '00
Nash, Gary	'75
Nayab, Ali	'96, '97
Neal, Tony	'82, '83, '84, '85
Neeley, Joe	'89
Ng, David	'96, '97
Nichols, Joe	'03
Niles, Mike	'77, '78, '79
Nunez, Gary	'06
Overton, Chuck	'95, '96
Palm, Greg	'78
Parada, Tom	'90, '91



Eugene Jackson



Tony Neal

PLAYER	Conference Season(s)
Patterson, Darrell	'82
Peterson, Winston	'94, '95
Pierson, Matt	'00
Pitts, Carl	'86
Plock, Dane	'97, '98
Polee, Richard	'79
Pruitt, Brian	'04
Quinet, Derek	'05
Rassloff, Dirk	'96, '97
Ray, Stan	'80
Ree, Tyrone	'87, '88
Reed, Ray	'07, '08
Rhymes, Chris	'09
Richardson, Kevin	'01, '02
Richardson, Mark	'96, '97, '98, '99
Roberts, Calvin	'79, '80
Robinson, Danny	'94, '95
Robinson, Frank	'06, '07, '08
Rohde, Dave	'78, '79
Roper, Daryl	'77, '78, '79, '80
Russell, Junior	'08
Ryan, Daniel	'02
Samuelson, Jon	'84
Sanders, Corey	'98
Satalowich, Todd	'92, '93, '94
Seeley, Oliver	'83, '84
Shamsud-din, Amir	'09
Shannon, Bill	'77
Shaw, Steve	'77, '78
Sheahan, Casey	'93
Shepard, DeWayne	'83, '85
Shurdim, Ahmad	'00
Small, Joe	'91, '92
Smith, Chris	'01
Smith, Dennis	'80
Smith, Rodney	'87
Smith, Zakee	'03, '04
Sow, Pape	'02, '03, '04
Spears, Kenny	'85
St. Clair, Chris	'94, '95, '96, '97, '98
Standley, Bryant	'85

Conference Season(s)	
Stephens, Keith	'81, '82
Stoa, Jon	'00
Streeter, Jacques	'09
Sunderland, Aaron	'92, '93
Sykes, John	'88, '89, '90
Tancredi, Adam	'06
Thomas, Adam	'09
Thomas, Brian	'96
Thompson, Aaron	'09
Thompson, Dan	'00
Toliver, Andre	'92, '93
Travis, Joe	'01
Turner, Henry	'85, '86, '87, '88
Tyson, Wyki	'97, '98
Vaughn, Marlon	'88, '89, '90
Vernon, Greg	'91, '92, '93, '94
Vetter, Darrell	'82
Ward, Agee	'90, '91, '92
Warsaw, David	'04
Wear, Dave	'81
Webster, Herman	'86, '87
Welch, Jerome	'77
Whitehead, Craig	'97, '98
Wight, Tom	'80
Wilhite, Aaron	'90, '91
Wilkes, Johnny	'83, '84
Williams, Benson	'88
Williams, Carl	'84
Williams, Jeff	'78
Williams, John	'95
Williams, John	'96, '97
Williams, Sean	'92, '93
Williams, Wayne	'89, '90, '91
Williams, Winsor	'07
Williamson, Tee	'86
Wood, Brian	'92
Wood, Leon	'82, '83, '84
Woolridge, Chauncey	'92
Wright, DeVaughn	'95, '96, '97, '98
Wright, Steve	'75
Yezbak, George	'84, '85
Young, Taras	'75



Sean Williams

TITANS IN THE NBA

Cal State Fullerton has been well represented at the professional level despite the relative youth of the intercollegiate basketball program. A dozen Titans have been drafted in the past three decades and several more players have signed as free agents with the National Basketball Association.

Bobby Brown is the eleventh and latest former Titan to pick up an NBA paycheck, having signed a two-year guaranteed contract for 2008-09 and 2009-10 with the Sacramento Kings. He went undrafted in 2007 but then spent a productive season in Germany before outplaying more heralded players in Summer camp in 2008 for New Orleans, to whom he was traded by Minnesota in the off season.




Cedric Ceballos starred for the L.A. Lakers

Former teammate Pape Sow preceded Brown into the NBA. Drafted in June of 2004 by Miami in the second round, he was traded the same day to Toronto and made the Raptors' opening roster for the 2004-05 season. He played in 27 games and earned a 2-year contract through the 2006-07 season. He averaged 3.5 points and 3.5 rebounds in 42 games in 2005-06 but missed most of 2006-07 after suffering a

fractured vertebrae.

The most prominent former Titan was late bloomer Bruce Bowen, whose professional career was a model for perseverance and determination. Signed originally as a free agent by Cleveland in 1995, he spent a couple of years in Europe (Evreux, France, where he averaged 29 points per game), played in the CBA and was waived and resigned numerous times by several teams while crossing paths with numerous legendary coaches. He first captured the attention of Pat Riley with the Miami Heat in 1996-97, where he played in only one game before moving on to Boston. There he appeared in 91 games during the 1997-98 and 1998-99 seasons for Rick Pitino, serving primarily as a defensive specialist and playing less than 10 minutes per game. He was well traveled during the 1999-2000 season -- signed by Philadelphia, traded to Chicago, waived two days later and signed by Miami again where he was reunited with Riley. He became a starter during the 2000-01 season and averaged 7.2 points in 82 games before signing a free-agent contract for 2001-02 with the San Antonio Spurs. That year he started every game (59) except for the seven weeks he missed with a broken finger on his right hand. Not coincidentally, the Spurs went only 11-12 in his absence.

The Spurs got knocked out of the playoffs by the Los Angeles Lakers but then returned the favor a year later with Bowen leading the Spurs' charge to the NBA title. He ended up leading the league



Bruce Bowen earned three NBA Championship rings with the Spurs.

in 3-point field goal percentage while usually guarding the opponent's top perimeter threat -- the Kobe Bryants of the world. In 2005 he earned another championship ring and in 2006 his sixth berth on the NBA All-Defensive team. In 2007 he got another ring and more All-Defensive team recognition. He didn't miss a game between February of 2002 and March of 2008, an NBA best streak of 500 consecutive games, which ended with a one-game suspension by the league for kicking an opponent. He retired after he was traded to Milwaukee after the 2008-09 season.

Prior to Bowen's emergence, the most recognizable former Titan was Cedric Ceballos, who became one of the league's top scorers for the Los Angeles Lakers and made the NBA All-Star team in 1994-95, where he was unable to play due to an injury. He began his career in Phoenix, returned to the Suns and then also played for the Mavericks, the Pistons and the Heat before getting cut by Denver and retiring. Since then he has coached in the WNBA, played in the ABA and done broadcasting work in Phoenix.

During his first four years with the Suns, he was known primarily for two things: winning the NBA slam-dunk contest in 1992 with his blind-folded "hocus pocus" act and scoring a phenomenal number of points when Charles Barkley was injured. Ceballos' absence due to another injury may have swung the tide toward Chicago in the 1994 playoffs.


Bowen and Ceballos played together as Titans during the 1989-90 season, when Cedric was a senior and Bruce was a freshman.

Success has seemed to come in pairs for Fullerton



Guard Leon Wood with Baltimore.

players in the pros. The Titans hit it big in 1984 when two players made NBA rosters -- guard Leon Wood with Philadelphia and center Ozell Jones with San Antonio. Wood completed a 6-year NBA career with Sacramento on Christmas Eve, 1990. He played last in the CBA



Pape Sow made his professional debut on Nov. 14, 2004, becoming the tenth former Titan to play in the National Basketball Association.

and in France and toured with Magic Johnson's All-Stars. He has spent the last 11 seasons as an NBA referee, only the second former NBA player to make that transition. Wood began his post-Titan career as the point guard on the United States' gold-medal 1984 Olympic team under Coach Bob Knight.

Other former Titans in and out of the NBA and CBA during recent years were 1988 graduates Richard Morton and Henry Turner. Morton started the 1988-89 season with Indiana. Turner, who was a teammate of Morton's in the CBA, spent much of the 1989-90 season with Sacramento. Morton was one of the top scorers in the CBA in recent seasons and has made the loop's all-star team.

Other Titans to play in the NBA were guard Kevin Henderson, who played with Golden State and Cleveland; forward Mike Niles with Phoenix; and forward Greg Bunch with the New York Knicks.

Foreign leagues have featured numerous former CSF players. Recent Titans earning a living at their sport are Ralph Holmes and Scott Cutley in Argentina, Frank Robinson in Slovenia, Babacar Camara in Japan, Marcus Crenshaw in Poland, Jamaal Brown in Germany and Josh Akognon in Estonia. Former center Herman (Demone) Webster, forward Kerry Boagni, forward J. D. Green, guard Aaron Sunderland, center Winston Peterson, forward David Frigout and sharpshooter Kevin Heenan are among many older ex-Titans who also played overseas.

Holmes turned down an earlier offer in Germany to help lead the Yakama Sun Kings to the 2007 CBA championship. He also was the 2007 All-Star game MVP.

Sean Williams gained fame first as an actor ("Blue Chips") and later as a member of the Harlem Globetrotters, for whom he entered the Guinness Book of World Records by dunking on a basket 11 feet, 8 inches tall.

Cal State Fullerton Titans in the NBA

Player	Team	Seasons
Bruce Bowen	Miami Heat	1996-97
	Boston Celtics	1997-98 - 1998-99
	Philadelphia 76ers	1999-2000
	Miami Heat	1999-2000 - 2000-01
	San Antonio Spurs	2001-02 - 2008-09
Bobby Brown	Sacramento Kings	2008-09
	Minnesota Timberwolves	2008-09
	New Orleans Hornets	current
Greg Bunch	New York Knicks	1978-79
Cedric Ceballos	Phoenix Suns	1990-91 - 1993-94
	Los Angeles Lakers	1994-95 - 1996-97
	Phoenix Suns	1996-97 - 1997-98
	Dallas Mavericks	1997-98 - 1999-2000
	Detroit Pistons	2000-01
	Miami Heat	2001-02
Kevin Henderson	Golden State Warriors	1986-87 - 1987-88
	Cleveland Cavaliers	1987-88
Ozell Jones	San Antonio Spurs	1984-85
	Los Angeles Clippers	1985-86
Richard Morton	Indiana Pacers	1988-89
Mike Niles	Phoenix Suns	1980-81
Pape Sow	Toronto Raptors	2004-05 - 2006-07
Henry Turner	Sacramento Kings	1989-90; 1994-95
Leon Wood	Philadelphia 76ers	1984-85 - 1985-86
	Washington Bullets	1985-86
	New Jersey Nets	1986-87
	San Antonio Spurs	1987-88
	Atlanta Hawks	1987-88
	New Jersey Nets	1989-90
	Sacramento Kings	1990-91



Getty Images photo

Former Titan Bobby Brown shoots for the Sacramento Kings while referee and former Titan Leon Wood eyes the man who broke his career scoring record.

CSF Career Stats of NBA-Signed Titans

Greg Bunch -- New York Knicks, 1978, 2nd round

Years	G	FG-Att	Pct.	FT-Att	Pct.	Reb.	Avg.	Pts.	Avg.
'75-78	100	597-1124	.537	295-422	.699	785	7.9	1489	15.0

**Mike Niles -- Philadelphia 76ers, 1979, 4th round;
Phoenix Suns, 1980, free agent**

Years	G	FG-Att	Pct.	FT-Att	Pct.	Reb.	Avg.	Pts.	Avg.
'77-79	82	422-828	.510	170-29	.569	502	6.1	1014	12.4

Kevin Heenan -- Golden State Warriors, 1979, 10th round

Years	G	FG-Att	Pct.	FT-Att	Pct.	Reb.	Avg.	Pts.	Avg.
'76-79	100	501-1006	.498	162-205	.790	204	2.0	1163	11.6

Calvin Roberts -- San Antonio Spurs, 1980, 4th round

Years	G	FG-Att	Pct.	FT-Att	Pct.	Reb.	Avg.	Pts.	Avg.
'79-80	53	341-625	.546	153-223	.686	496	9.4	835	15.8

Tom Morgan -- Dallas Mavericks, 1980, 10th round

Years	G	FG-Att	Pct.	FT-Att	Pct.	Reb.	Avg.	Pts.	Avg.
'78-80	81	188-384	.490	116-175	.663	279	3.4	492	6.1

Ricky Mixon -- Los Angeles Lakers, 1983, 8th round

Years	G	FG-Att	Pct.	FT-Att	Pct.	Reb.	Avg.	Pts.	Avg.
'82-83	59	396-827	.478	60-76	.789	89	1.5	855	14.5

Ozell Jones -- San Antonio Spurs, 1984, 4th round

Years	G	FG-Att	Pct.	FT-Att	Pct.	Reb.	Avg.	Pts.	Avg.
'83-84	58	263-487	.540	96-188	.511	479	8.3	622	10.7

Leon Wood -- Philadelphia 76ers, 1984, 1st round

Years	G	FG-Att	Pct.	FT-Att	Pct.	Reb.	Avg.	Pts.	Avg.
'82-84	91	654-1366	.479	540-666	.811	207	2.3	1876	20.6

Tony Neal -- Los Angeles Lakers, 1985, 6th round

Years	G	FG-Att	Pct.	FT-Att	Pct.	Reb.	Avg.	Pts.	Avg.
'82-85	117	546-1094	.499	235-439	.535	1115	9.5	1327	11.3

Kerry Boagni -- Utah Jazz, 1986, 5th round

Years	G	FG-Att	Pct.	FT-Att	Pct.	Reb.	Avg.	Pts.	Avg.
'85-86	56	285-677	.421	59-87	.678	246	4.4	657	11.7

Kevin Henderson -- Cleveland Cavaliers, 1986, 3rd round

Years	G	FG-Att	Pct.	FT-Att	Pct.	Reb.	Avg.	Pts.	Avg.
'84-86	73	368-721	.510	205-271	.756	144	2.0	981	13.4

Richard Morton -- Indiana Pacers, 1988, free agent

Years	G	FG-Att	Pct.	FT-Att	Pct.	Reb.	Avg.	Pts.	Avg.
'85-88	113	642-1417	.453	281-347	.810	292	2.6	1705	15.1

Henry Turner -- Seattle Supersonics, 1988, free agent

Years	G	FG-Att	Pct.	FT-Att	Pct.	Reb.	Avg.	Pts.	Avg.
'85-88	114	513-1099	.467	278-413	.673	630	5.5	1329	11.7

Cedric Ceballos -- Phoenix Suns, 1990, 2nd round

Years	G	FG-Att	Pct.	FT-Att	Pct.	Reb.	Avg.	Pts.	Avg.
'89-90	58	488-1054	.463	261-389	.671	618	10.7	1284	22.1

Bruce Bowen -- Cleveland Cavaliers, 1995, free agent

Years	G	FG-Att	Pct.	FT-Att	Pct.	Reb.	Avg.	Pts.	Avg.
'90-93	101	384-887	.433	344-495	.695	559	5.5	1155	11.

Pape Sow -- Miami Heat, 2004, 2nd round

Years	G	FG-Att	Pct.	FT-Att	Pct.	Reb.	Avg.	Pts.	Avg.
'02-04	72	381-814	.468	353-529	.667	654	9.1	1135	15.8

Bobby Brown -- Sacramento Kings, 2008, free agent

Years	G	FG-Att	Pct.	FT-Att	Pct.	Reb.	Avg.	Pts.	Avg.
'03-07	116	692-1606	.431	270-342	.789	287	2.5	546	20.2



Ozell Jones scored with a reverse dunk on Fresno State's Scott Barnes, who currently is director of athletics at Utah State.



Kerry Boagni



Ricky Mixon

Single-Season Leaders

Points

Josh Akognon.....	'08-09.....	764
Leon Wood.....	'83-84.....	719
Cedric Ceballos.....	'89-90.....	669
Josh Akognon.....	'07-08.....	647
Richard Morton.....	'87-88.....	639
Leon Wood.....	'81-82.....	631
Cedric Ceballos.....	'88-89.....	615
Joe Small.....	'90-91.....	610
Richard Morton.....	'86-87.....	553
Bobby Brown.....	'06-07.....	546

Scoring Average

Leon Wood.....	'83-84.....	24.0
Josh Akognon.....	'08-09.....	23.9
Cedric Ceballos.....	'89-90.....	23.1
Richard Morton.....	'87-88.....	22.0
Joe Small.....	'90-91.....	21.8
Cedric Ceballos.....	'88-89.....	21.2

Rebounds

Cedric Ceballos.....	'89-90.....	362
Tony Neal.....	'84-85.....	326
Tony Neal.....	'82-83.....	289
Pape Sow.....	'03-04.....	272
Ozell Jones.....	'84-84.....	272
Tony Neal.....	'81-82.....	264

Rebound Average

Cedric Ceballos.....	'89-90.....	12.5
Tony Neal.....	'84-85.....	11.2
Tony Neal.....	'82-83.....	10.0
Pape Sow.....	'03-04.....	9.7
Scott Cutley.....	'06-07.....	9.5
Calvin Roberts.....	'79-80.....	9.5

Double-Doubles (all points & rebounds)

Cedric Ceballos.....	'89-90.....	22
Tony Neal.....	'84-85.....	14
Pape Sow.....	'03-04.....	13
Scott Cutley.....	'06-07.....	11
Tony Neal.....	'82-83.....	11

Assists

Leon Wood.....	'82-83.....	319
Leon Wood.....	'81-82.....	237
Wayne Williams.....	'89-90.....	209
Michael Linden.....	'77-78.....	204
Leon Wood.....	'83-84.....	188

Assist Average

Leon Wood.....	'82-83.....	11.0
Leon Wood.....	'81-82.....	7.4
Wayne Williams.....	'89-90.....	7.2
Aaron Sunderland.....	'91-92.....	6.5
Wayne Williams.....	'77-78.....	6.4

Field Goal Percentage (min. 5 fga per g)

Herman Webster.....	'85-86.....	.594
David Moody.....	'89-90.....	.587
Agee Ward.....	'91-92.....	.562
Tony Neal.....	'83-84.....	.557
Herman Webster.....	'86-87.....	.5533

Free Throw Percentage (min. 2 fta per g)

Josh Akognon.....	'07-08.....	.899
Josh Akognon.....	'08-09.....	.892
Joe Small.....	'91-92.....	.876
Richard Morton.....	'87-88.....	.843
Marcio Lassiter.....	'08-09.....	.839
Ali Nayab.....	'96-97.....	.836
Joe Small.....	'90-91.....	.829

Blocked Shots

Sean Williams.....	'92-93.....	66
Derek Jones.....	'88-89.....	56
Papa Guisse.....	'08-09.....	42
Sean Williams.....	'91-92.....	41
Tony Neal.....	'83-84.....	40
John Sykes.....	'88-89.....	38

**All Records
for Division I Seasons Only
(1974-75 to present)**

Career Leaders

1,000-Point Scorers

Bobby Brown.....	'03-07.....	1,961
Leon Wood.....	'81-84.....	1,876
Richard Morton.....	'84-88.....	1,705
Ike Harmon.....	'97-01.....	1,557
Chris Dade.....	'94-98.....	1,496
Greg Bunch.....	'74-78.....	1,489
Josh Akognon.....	'07-09.....	1,411
Henry Turner.....	'84-88.....	1,329
Tony Neal.....	'81-85.....	1,327
Cedric Ceballos.....	'88-90.....	1,284
Keith Anderson.....	'75-79.....	1,240
Gary Davis.....	'81-85.....	1,165
Kevin Heenan.....	'75-79.....	1,163
Frank Robinson.....	'05-08.....	1,161
Bruce Bowen.....	'89-93.....	1,155
Pape Sow.....	'01-04.....	1,135
Mark Hill.....	'88-90.....	1,040
Agee Ward.....	'89-92.....	1,017
Mike Niles.....	'76-79.....	1,014
Joe Small.....	'90-92.....	1,011

Scoring Average

Cedric Ceballos.....	'88-90.....	22.1
Josh Akognon.....	'07-09.....	22.0
Leon Wood.....	'81-84.....	20.6
Joe Small.....	'90-92.....	18.4
Mark Hill.....	'88-90.....	17.9
Dave Wear.....	'80-81.....	17.7

Rebounds

Tony Neal.....	'81-85.....	1,115
Greg Bunch.....	'74-78.....	785
Ike Harmon.....	'97-01.....	662
Pape Sow.....	'02-04.....	654
Henry Turner.....	'84-88.....	630
Cedric Ceballos.....	'88-90.....	618
Agee Ward.....	'89-92.....	563
Bruce Bowen.....	'89-93.....	559
Frank Robinson.....	'05-08.....	532
Mike Niles.....	'76-78.....	502
Calvin Roberts.....	'78-80.....	496
Ozell Jones.....	'82-84.....	479

Double-Doubles (all points & rebounds)

Tony Neal.....	'81-85.....	40
Cedric Ceballos.....	'88-90.....	31
Pape Sow.....	'01-04.....	27
Scott Cutley.....	'06-08.....	20
Jamaal Brown.....	'04-06.....	16
Agee Ward.....	'89-92.....	16

Assists

Leon Wood.....	'81-84.....	744
Wayne Williams.....	'88-91.....	537
Bobby Brown.....	'03-07.....	516
Keith Anderson.....	'75-79.....	393
Eugene Jackson.....	'84-88.....	351

Blocked Shots

Tony Neal.....	'81-85.....	115
Sean Williams.....	'91-93.....	107
Ike Harmon.....	'97-01.....	84
Derek Jones.....	'86-87, 88-89.....	78
Bruce Bowen.....	'89-93.....	71
Justin Burns.....	'04-07.....	70
Pape Sow.....	'02-04.....	61
Ozell Jones.....	'82-84.....	61
Kim Kemp.....	'91-93.....	55
John Sykes.....	'87-90.....	55

Field Goal Percentage

(minimum 2 years, 5 fga per game)		
Herman Webster.....	'85-87.....	.573
Kerry Davis.....	'75-77.....	.548
Calvin Roberts.....	'78-80.....	.545
Ozell Jones.....	'82-84.....	.540
Greg Bunch.....	'74-78.....	.537

Free Throw Percentage

(minimum 2 years, 2 fta per game)		
Josh Akognon.....	'07-09.....	.895
Joe Small.....	'90-92.....	.846
Leon Wood.....	'81-84.....	.811
Richard Morton.....	'84-88.....	.810
Mark Murphy.....	'98-00.....	.804
Anthony Bolton.....	'02-04.....	.798
Dave Wear.....	'80-81.....	.791


INDIVIDUAL, GAME

Most Points: 47, Bobby Brown, vs. Bethune-Cookman, 12/16/06
Most Field Goals: 21, Jon Brettman vs. Luke AFB, 12/12/60
Most FGs (Div. I): 17, Bobby Brown, vs. Bethune-Cookman, 12/16/06
Most Field Goal Attempts: 34, Leon Wood vs. Fresno St., 2/9/84
Best Field Goal Percentage: 1.000 (10 of 10), Tom Morgan vs. Utah State, 1/31/80
Most 3-Point Field Goals: 11, Bobby Brown, vs. Bethune-Cookman, 12/16/06
Most 3-Point Field Goal Attempts: 19, Josh Akognon, at New Mexico State, 2/21/09
Best 3-Point FG Percentage: .875 (7 of 8), Chris Dade vs. UC Irvine 1/13/96
Most Free Throws: 17, Leon Wood vs. Texas-Arlington, 12/19/81
Most Free Throw Attempts: 22, Leon Wood vs. Texas-Arlington, 12/19/81
Best FT Percentage: 1.000 (15 of 15), Josh Akognon, vs. Cal State Bakersfield, 12/13/08; (14 of 14), Kevin Henderson vs. Texas Tech, 12/5/85
Most Rebounds: 27, Kerry Davis vs. Central Michigan, 12/15/75
Most Assists: 21, Leon Wood vs. CSULB, 1/8/83; vs. UCSB, 3/3/83
Most Blocked Shots: 8, Babacar Camara vs. UCR, 2/9/02; Steve Shaw vs. Long Beach State, 3/4/78
Most Steals: 9, Cedric Ceballos vs. San Jose State, 1/19/89

INDIVIDUAL, SEASON

Most Points: 764, Josh Akognon, 2008-09
Best Scoring Average: 27.4, Leonard Guinn, 1963-64
Best Scoring Average (Div. I): 24.0, Leon Wood, 1983-84
Most Field Goals: 259, Edgar Clark, 1961-62
Most Field Goal Attempts: 618, Josh Akognon, 2008-09
Best Field Goal Percentage: .594 (111 of 187), Herman Webster, 1985-86
Most 3-Point Field Goals: 136, Josh Akognon, 2008-09
Most 3-Point Field Goal Attempts: 366, Josh Akognon, 2008-09
Best 3-Point FG Pct.: .443, Don Leary (89 of 201), 1992-93
Most Free Throws Made: 211, Leon Wood, 1983-84
Most Free Throw Attempts: 257, Leon Wood, 1983-84
Best Free Throw Pct.: .899, (107/119) Josh Akognon, 2007-08
Most Consecutive Free Throws: 37, Kevin Henderson, 1985-86; 37, Josh Akognon, 2007-08
Most Fouls: 111, Tony Neal, 1983-84
Most Rebounds: 362, Cedric Ceballos, 1989-90
Best Rebound Average: 12.5, Cedric Ceballos, 1989-90
Most Assists: 319, Leon Wood, 1982-83
Best Assist Average: 11.0, Leon Wood, 1982-83
Most Turnovers: 115, Leon Wood, 1981-82
Most Blocked Shots: 66, Sean Williams, 1992-93
Most Steals: 74, Tony Neal, 1984-85

Retired Cal State Fullerton Basketball Jerseys




**Greg
Bunch**

Titans

30

PCAA Co-Player of the Year in 1976. Led Titans to the championship of the 1978 PCAA Tournament and within a bucket of the Final Four. Played briefly with the Knicks. Now an executive with SiTV.





**Leon
Wood**

Titans

20

The Sporting News All-American and Olympic gold medalist in 1984. Led the nation in assists and in three years established most school scoring records. Played several years in the NBA and now is a referee.



(see page pg. 21 for Rodney Anderson's retired No. 4.)

INDIVIDUAL, CAREER

Most Points: 1,961, Bobby Brown, 2003-07
Best Scoring Average: 22.1, Cedric Ceballos, 1988-90
Most Field Goals: 692, Bobby Brown, 2003-07
Most Field Goal Attempts: 1,606, Bobby Brown, 2003-07
Best Field Goal Percentage: .573, Herman Webster, 1985-87
Most 3-Point Field Goals: 307, Bobby Brown, 2003-07
Most 3-Point Field Goal Attempts: 814, Bobby Brown, 2003-07
Best 3-Point Field Goal Percentage: .414, (151 of 365),
 Marcus Crenshaw, 2006-08
Most Free Throws: 540, Leon Wood, 1981-84
Most Free Throw Attempts: 666, Leon Wood, 1981-84
Best Free Throw Percentage: .895, Josh Akognon, 2008-09
Most Rebounds: 1,115, Tony Neal, 1981-85
Most Assists: 744, Leon Wood, 1981-84
Most Blocked Shots: 115, Tony Neal, 1981-85
Most Steals: 265, Tony Neal, 1981-85

TEAM, GAME

Most Field Goals: 49, vs. Chapman College, 1/8/72;
 vs. US International, 12/11/85
Most Field Goal Attempts: 104 vs. Loyola Marymount, 12/18/71
Best FG Percentage: .682 (30 of 44), vs. McNeese State, 11/25/83;
 .682 (30 of 44), vs. Utah St., 2/3/90
Best Field Goal Pct., Half: .800 (20 of 25) vs. Hawaii, 11/27/83
Worst Field Goal Pct.: .231 (12 of 52), at UCSB, 1/31/04
Worst Field Goal Pct., Half: .086 (2 of 23) vs. San Jose St., 2/21/81
Best FG Pct., Opponent: .727 (32 of 44), vs. Long Beach St., 1/5/89
Worst FG Pct., Opponent: .253 (19 of 75), Patten College, 12/21/99
Worst FG Pct., Div. I Opp.: .271 (16 of 59), at UC Riverside, 1/4/08
Most 3-Point Field Goals: 15, (of 30) vs. Furman, at Saint Mary's,
 12/28/07
Most 3-Point Field Goal Attempts: 33, vs. Cal Poly, 2/24/07;
 vs. Cal State Northridge, 1/4/07
Best 3-Point FG Percentage: .778 (7 of 9), vs. Boise St., 3/6/98;
 .714 (10 of 14), vs. UC Irvine, 1/13/96
Most Free Throws: 40, vs. Long Beach State, 3/5/88
Most Free Throw Attempts: 50, vs. Long Beach State, 3/5/88.
Best Free Throw Pct.: 1.000 (12 of 12) vs. Pepperdine, 12/12/91;
 (11 of 11), vs. San Jose State, 2/18/82
Most Rebounds: 68, vs. Central Michigan, 12/15/75
Most Assists: 33, vs. Portland State, 12/13/78
Most Fouls: 36, vs. Utah State (OT), 1/22/87
Most Turnovers: 32, at Portland, 12/19/98
Most Points: 128, vs. Chapman College, 1/8/72
Most Pts. vs. Div. I Oppon.: 117, vs. U.S. International, 12/11/85
Most Points, Losing Effort: 100,
 at Eastern Washington (110-100), 11/27/06
Most Points, Both Teams: 216 - CSF 128, Chapman 88, 12/4/71
Most Points Allowed: 120, at UCLA (91-120), 12/13/97
Fewest Points Scored: 30, vs. Fresno State (51-30), 2/11/81
Fewest Points Allowed: 35, at CSU Bakersfield (37-35), 1973-74;
 vs. Azusa Pacific (74-35), 1976-77
Most Points Scored, Half: 72, vs. U.S. International, 12/11/85
Fewest Points Scored, 1st Half (since 1974-75): 9,
 at UC Santa Barbara (first half), 1/31/04
Fewest Points Scored, 2nd Half (since 1974-75): 12,
 at Oregon State, 11/17/01

Largest Winning Margin: 52, vs. Seattle (91-39), 12/16/85;
 vs. Cal Maritime (108-56), 11/10/06
Largest Winning Margin, Conference game: 40,
 vs. UC Riverside (98-58), 1/13/07
Largest Winning Margin, Road Game: 32, at UC Irvine, 1/25/97;
 at Cal State Bakersfield, 1/3/76
Largest Losing Margin: 59, vs. U.S. International (91-32), 1964-65
(since 1974-75): 50, at Utah (108-58), 12/27/95
Largest Losing Margin, Conference game: 34,
 at Pacific (82-48), 1/26/02

TEAM, SEASON

Most Points: 2,700, in 2007-08 (in 33 games, 81.8 avg.)
Highest Scoring Average: 82.1, in 2006-07 (2,462 pts. in 30 gms.)
Most Field Goals: 974, in 2007-08
Most Field Goal Attempts: 2,078, in 1961-62
Best Field Goal Percentage: .498, in 1976-77
Most 3-Point Field Goals: 285, in 2007-08
Most 3-Point Field Goal Attempts: 741, in 2007-08
Best 3-Point Field Goal Percentage: .436, in 1984-85 (44 of 101)
Most Free Throws: 568, in 1960-61
Most Free Throw Attempts: 842, in 1960-61
Best Free Throw Percentage: .732 (451 of 616), in 1991-92
Most Wins: 24, in 1961-62 and 2007-08
Most Losses: 25, in 1964-65
Best Won-Lost Pct.: .774 in 1961-62; (Div. I mark: .727 in 2007-08)
Longest Win Streak: 10, in 1970-71
Longest Home Win Streak: 26, 1/23/82 thru 1/21/84
Longest Losing Streak: 16, in 1964-65
Most Blocked Shots: 127, in 1988-89
Most Assists: 566, in 1977-78
Most Steals: 296, in 2007-08
Most Turnovers: 483, in 1997-98
Most Fouls: 725, in 1985-86
Most Disqualifications: 33, in 1980-81



Probably the most memorable game in the history of Titan Gym came on Feb. 24, 1983, when Fullerton defeated unbeaten and No. 1-ranked UNLV, 86-78, before a record overflow crowd of 5,015 (capacity 4,200) that stormed the floor at the buzzer. Leon Wood, Ricky Mixon and Tony Neal led the way over Jerry Tarkanian's Runnin' Rebels featuring Sidney Green and Larry Anderson.

3-Pt. Field Goals, Individual, Game

Most Made

- | | |
|---|--|
| 11 (of 13) Bobby Brown vs. Bethune-Cook., 12/16/06 | 6 (of 10) Jermaine Harper at Pacific, 1/9/06 |
| 10 (of 15) Ryan Dillon vs. Boise State, 1/31/01 | 6 (of 10) Mark Murphy at North Texas, 1/29/00 |
| 9 (of 15) Josh Akognon vs. UC Riverside, 3/11/09 | 6 (of 10) Chris St. Clair at Loyola-Ill., 12/30/97 |
| 8 (of 19) Josh Akognon at New Mex. St., 2/21/09 | 6 (of 10) Chris St. Clair vs. LMU, 11/29/97 |
| 8 (of 12) Mark Hill vs. CSU Northridge, 12/16/89 | 6 (of 10) Don Leary vs. UNLV, 3/6/93 |
| 8 (of 15) Don Leary at UCLA, 12/30/92 | 6 (of 10) Kerry Boagni at New Mex. St., 1/30/86 |
| 7 (of 8) Chris Dade vs. UC Irvine, 1/13/96 | 6 (of 11) Josh Akognon, at CSU Bakersfield, 3/3/09 |
| 7 (of 10) Ryan Dillon at UCSB, 2/28/02 | 6 (of 11) Josh Akognon, vs. CSU Bakers., 12/13/08 |
| 7 (of 11) Josh Akognon at UC Riverside, 1/7/08 | 6 (of 11) Josh Akognon, vs. Hope Int'l, 11/20/08 |
| 7 (of 11) Jermaine Harper, vs. Utah State, 3/11/05 | 6 (of 11) Josh Akognon, at Montana, 11/30/07 |
| 7 (of 11) Bobby Brown, at San Diego St., 12/21/04 | 6 (of 11) Jermaine Harper, vs. Samford, 11/19/04 |
| 7 (of 11) Mark Hill at Utah State, 2/16/89 | 6 (of 11) Chris Dade at Cal Poly SLO, 2/26/98 |
| 7 (of 12) Bobby Brown vs. UCSB, 2/26/04 | 6 (of 11) Chris St. Clair vs. Cal Poly SLO, 2/27/97 |
| 7 (of 12) Don Leary vs. Chapman, 12/23/92 | 6 (of 11) Joe Small vs. Drake, 12/28/91 |
| 7 (of 13) Josh Akognon vs. Furman, 12/28/07 | 6 (of 12) Chris Dade vs. North Texas, 2/8/97 |
| 7 (of 13) Josh Akognon vs. Cal State L.A., 11/11/07 | 6 (of 12) Don Leary vs. Houston, 2/10/93 |
| 7 (of 14) Josh Akognon vs. Montana St., 12/22/08 | 6 (of 12) Joe Small vs. UNLV, 3/2/91 |
| 7 (of 15) Josh Akognon at UC Davis, 2/14/09 | 6 (of 13) Josh Akognon, at Pacific, 1/17/08 |
| 7 (of 18) Josh Akognon at Hawai'i, 11/16/08 | 6 (of 13) Josh Akognon, vs. CSU Bakersfield, 11/9/07 |
| 6 (of 9) Bobby Brown vs. UC Irvine, 2/12/04 | 6 (of 13) Marcus Crenshaw vs. UCSB, 2/22/07 |
| 6 (of 9) Ryan Dillon at Cal Poly SLO, 1/25/01 | 6 (of 13) Bobby Brown vs. Long Beach, 2/14/07 |
| 6 (of 9) Chris St. Clair vs. UCSB, 3/1/97 | 6 (of 13) Bobby Brown vs. UTSA, 12/27/05 |
| 6 (of 9) Chris St. Clair vs. New Mexico St., 2/6/97 | 6 (of 13) Mark Murphy vs. Cal Poly SLO, 2/19/00 |
| 6 (of 9) Joe Small vs. Colorado State, 12/29/90 | 6 (of 15) Bobby Brown vs. Cal Poly SLO, 1/2/06 |
| 6 (of 9) Mark Hill vs. New Mexico St., 1/3/89 | 6 (of 16) Marcus Crenshaw vs. C. Poly SLO, 2/24/07 |


Most Attempts

- | | |
|--|---|
| 19 Josh Akognon at New Mexico State, 2/21/09 | 13 Josh Akognon vs. Pacific, 1/17/09 |
| 18 Josh Akognon at Hawai'i, 11/16/08 | 13 Josh Akognon vs. UC Davis, 2/14/08 |
| 18 Mark Hill at UNLV, 1/3/90 | 13 Josh Akognon at Pacific, 1/17/08 |
| 16 Marcus Crenshaw vs. Cal Poly SLO, 2/24/07 | 13 Josh Akognon vs. Cal Poly SLO, 1/10/08 |
| 15 Josh Akognon, vs. UC Riverside, 3/11/09 | 13 Josh Akognon vs. Furman, 12/28/07 |
| 15 Josh Akognon, at UC Riverside, 2/26/09 | 13 Josh Akognon vs. Cal State L.A., 11/11/07 |
| 15 Josh Akognon, at UC Davis, 2/14/09 | 13 Josh Akognon vs. CSU Bakersfield, 11/9/07 |
| 15 Josh Akognon vs. UC Riverside, 1/31/09 | 13 Marcus Crenshaw, vs. UCSB, 2/22/07 |
| 15 Josh Akognon vs. UC Davis, 1/15/09 | 13 Bobby Brown, vs. Long Beach St., 2/14/07 |
| 15 Bobby Brown vs. Cal Poly SLO, 1/2/06 | 13 Bobby Brown, vs. Bethune-Cookman, 12/16/06 |
| 15 Ryan Dillon vs. Boise State, 1/31/01 | 13 Bobby Brown, vs. UTSA, 12/27/05 |
| 15 Don Leary at UCLA, 12/30/92 | 13 Mark Murphy vs. Cal Poly SLO, 2/19/00 |
| 14 Josh Akognon vs. Montana State, 12/22/08 | 13 Don Leary at Drake, 12/12/92 |
| 14 Josh Akognon at Montana State, 12/9/08 | 13 Mark Hill vs. Wyoming, 12/30/89 |
| 14 Josh Akognon vs. Wake Forest, 11/27/08 | 13 Richard Morton at Montana, 12/2/87 |
| 14 Jermaine Harper, vs. Colgate, 11/20/04 | |
| 14 Mark Murphy vs. UCSB, 2/27/99 | |
| 13 Josh Akognon vs. Cal Poly SLO, 2/7/09 | |


Best Percentage (minimum 5 made)
 .875.....Chris Dade, 1/13/96, vs. UCI (7 of 8)



Bobby Brown



Chris Dade



Mark Hill

3-Pt. FGs, Individual, Season

Best Percentage

.443.....Don Leary, 1992-93 (89 of 201)
(minimum 1 made per team game)

Most Made

136	Josh Akogonon.....	2008-09
116	Josh Akogonon.....	2007-08
89	Don Leary	1992-93
85	Bobby Brown.....	2004-05
83	Marcus Crenshaw.....	2006-07
80	Bobby Brown.....	2006-07
75	Joe Small.....	1990-91
75	Mark Hill.....	1988-89
72	Bobby Brown.....	2005-06
70	Jermaine Harper.....	2004-05
70	Bobby Brown.....	2003-04
70	Mark Hill.....	1989-90

Most Attempts

366	Josh Akogonon	2008-09
295	Josh Akogonon	2007-08
244	Bobby Brown.....	2004-05
206	Bobby Brown.....	2006-07
201	Don Leary	1992-93
200	Marcus Crenshaw	2006-07
193	Joe Small.....	1990-91
191	Bobby Brown.....	2005-06
191	Jermaine Harper.....	2004-05
186	Mark Hill	1989-90

3-Pt. FGs, Individual, Career

Best Percentage

.414...Marcus Crenshaw, 2006-08 (151 of 365)
.402...Richard Morton, 1984-88 (140 of 348)
(minimum 1 made per team game)

Most Made

307	Bobby Brown	2003-04/ 06-07
252	Josh Akogonon	2007-08/ 08-09
191	Chris Dade.....	1994-95/ 97-98
185	Chris St. Clair.....	1993-94/ 97-98
151	Marcus Crenshaw.....	2006-07/ 07-08
145	Mark Hill	1988-89/ 89-90
140	Frank Robinson	2005-06/ 07-08
140	Richard Morton	1984-85/ 87-88
133	Mark Murphy	1998-99/ 99-00
130	Jermaine Harper.....	2004-05/ 05-06
130	Joe Small	1990-91/ 91-92

Most Attempts

814	Bobby Brown	2003-04/ 06-07
661	Josh Akogonon	2007-08/ 08-09
541	Chris Dade.....	1994-95/ 97-98
511	Chris St. Clair.....	1993-94/ 97-98
391	Frank Robinson	2005-06/ 07-08
366	Mark Hill	1988-89/ 89-90
365	Marcus Crenshaw	2006-07/ 07-08
353	Mark Murphy	1998-99/ 99-00
348	Richard Morton	1984-85/ 87-88
345	Jermaine Harper.....	2004-05/ 05-06
343	Joe Small	1990-91/ 91-92
342	Kenroy Jarrett.....	1995-96/ 99-00

3-Pt. FGs, Team, Game

Best Percentage

.778 vs. Boise State, 3/6/98 (7 of 9)
.727 vs. UC Irvine, 2/13/99 (8 of 11)
.714 vs. UC Irvine, 1/13/96 (10 of 14)

Most Made

15	vs. Furman, 12/28/07
14	vs. Montana State, 12/22/08
14	at Montana, 11/30/07
14	vs. Cal Poly SLO, 1/10/08
14	at Cal Poly SLO, 12/28/06
14	vs. UC Irvine, 1/15/05
14	at USC, 12/9/03
13	at New Mexico State, 2/21/09
13	vs. UC Irvine, 1/4/08
13	vs. Bethune-Cookman, 12/16/06
13	vs. CSU Northridge, 1/4/07
13	vs. UC Santa Barbara, 2/22/07
13	vs. UC Irvine, 2/12/04
13	vs. Boise State, 1/31/01
12	vs. UC Riverside, 3/11/09
12	at UC Davis, 2/14/09
12	at Cal Poly SLO, 1/8/09
12	vs. Charlotte, 11/30/08
12	at Long Beach State, 1/31/08
12	vs. CSU Bakersfield, 11/9/07
12	at UC Davis, 1/19/08
12	vs. Pacific, 1/6/07
12	at Pacific, 1/9/06
12	vs. Utah State, 3/11/05
12	vs. Pacific, 3/3/05
12	vs. Long Beach State, 2/14/04
12	vs. Cal Poly SLO, 2/19/00
12	vs. UC Irvine, 2/13/97
12	vs. UC Irvine, 2/21/91
11	12 times, most recently 11/16/08 at Hawai'i

Most Attempts

33	vs. Cal Poly SLO, 2/24/07
33	vs. CSU Northridge, 1/4/07
32	vs. UC Davis, 2/14/08
31	at UNLV, 1/3/90
30	at UC Riverside, 2/26/09
30	vs. Montana State, 12/22/08
30	vs. UC Davis, 1/15/09
30	vs. Furman, 12/28/07
30	vs. Cal Poly SLO, 1/10/08
30	vs. UCSB, 2/26/04
30	vs. UCSB, 2/27/99
30	vs. Cal Poly SLO, 1/31/98
30	vs. North Texas, 2/8/97
29	seven times: most recently 3/11/09 vs. UC Riverside

3-Pt. FGs, Opponents, Game

Best Percentage

.722 at Utah State, 2/21/04 (13 of 18)

Most Made

18	at Cal Poly SLO, 2/12/00
16	vs. UC Irvine, 2/13/99
15	at Nevada, 2/11/99
15	vs. Houston, 2/10/93
14	vs. Cal St. Northridge, 12/29/08
14	at Pacific, 1/17/08
14	vs. Long Beach State, 1/19/06
14	at Long Beach State, 2/15/06
14	at Baylor, 11/29/01
14	at Cal Poly SLO, 1/30/99
14	at Pacific, 1/24/98
14	vs. Loyola Marymount, 11/29/97
14	vs. Boise State, 3/6/98
14	at UC Irvine, 2/24/90
13	seven times, most recently 2/14/09 at UC Davis

Most Attempts

39	at Cal Poly SLO, 2/12/00
36	at UC Davis, 2/14/09
35	vs. Columbia, 12/30/96
34	vs. Long Beach State, 1/19/06
32	vs. Boise State, 3/6/98
31	vs. Chicago State, 12/9/05
31	vs. Eastern Kentucky, 12/30/99
31	at Boise State, 2/1/97
30	five times, most recently: vs. Cal Poly, 2/28/04



Don Leary

DIV. I COACHING STAFFS

Season	Head Coach	Assistant	Assistant	Assistant
1974-75	Bobby Dye	Mel Sims		
1975-76	Bobby Dye	Mel Sims		
1976-77	Bobby Dye	Mel Sims		
1977-78	Bobby Dye	Mel Sims		
1978-79	Bobby Dye	Mel Sims	Mark Warkentien	
1979-80	Bobby Dye	Mark Warkentien	Donny Daniels	
1980-81	George McQuarn	John Sneed	Bill Genian	
1981-82	George McQuarn	John Sneed	Phil Mathews	Donny Daniels (vol.)
1982-83	George McQuarn	John Sneed	Phil Mathews	Donny Daniels
1983-84	George McQuarn	John Sneed	Phil Mathews	Donny Daniels
1984-85	George McQuarn	John Sneed	Phil Mathews	
1985-86	George McQuarn	John Sneed	Ed Goorjian	
1986-87	George McQuarn	John Sneed	Donny Daniels	David Grossman (vol.)
1987-88	George McQuarn	John Sneed	Donny Daniels	David Grossman (g.a.)
1988-89	John Sneed	Donny Daniels		David Grossman (g.a.)
1989-90	John Sneed	Dan Dion	Keith Starr	Brian Underwood (p/t)
1990-91	John Sneed	Dan Dion	Bob Hofman	David Grossman (p/t)
1991-92	John Sneed	Dan Dion	Mike Bokusky	Leon Wood
1992-93	Brad Holland	Chris Brazier	Bob Hawking	Ed Goorjian
1993-94	Brad Holland	Bob Hawking	Chris Brazier	George Tuttle
1994-95	Bob Hawking	George Fuller	George Tuttle	Jeff Dunlap
1995-96	Bob Hawking	George Fuller	George Tuttle	Jeff Dunlap
1996-97	Bob Hawking	George Fuller	George Tuttle	Jeff Dunlap
1997-98	Bob Hawking	George Fuller	Ronnie Dean	Todd Johnson
1998-99	Bob Hawking	Todd Johnson	Bob Thornton	Rich Bossenmeyer
1999-00	Bob Hawking	Todd Johnson	Rich Bossenmeyer	
2000-01	Donny Daniels	Rob Orellana	Jason Levy	Mark Maki
2001-02	Donny Daniels	Jason Levy	Rob Orellana	Mark Maki
2002-03	Donny Daniels	Rob Orellana	Jason Levy	Mark Maki
2003-04	Bob Burton	Andy Newman	Jason Levy	Mark Maki
2004-05	Bob Burton	Andy Newman	Jason Levy	Tim Kelly
2005-06	Bob Burton	Andy Newman	Jason Levy	Marlon Morton
2006-07	Bob Burton	Andy Newman	Jason Levy	Marlon Morton
2007-08	Bob Burton	Andy Newman	Jason Levy	Marlon Morton
2008-09	Bob Burton	Andy Newman	Julius Hicks	Scott Waterman

Titans' Div. I Assistant Coaches, Alphabetically

Bokusky, Mike	'91-92	Kelly, Tim	'04-05
Bossenmeyer, Rich	'98-99--'99-00	Levy, Jason	'00-01--'07-08
Brazier, Chris	'92-93--'93-94	Maki, Mark	'00-01--'03-04
Daniels, Donny	'79-80;	Mathews, Phil	'81-82--'84-85
	'81-82--'83-84; '86-87--'88-89	Morton, Marlon	'05-06--'07-08
Dean, Ronnie	'97-98	Newman, Andy	'02-03--current
Dion, Dan	'89-90--'91-92	Orellana, Rob	'00-01--'02-03
Dunlap, Jeff	'94-95--'96-97	Sims, Mel	'74-75--'78-79
Fuller, George	'94-95--'97-98	Sneed, John	'80-81--'87-88
Genian, Bill	'80-81	Starr, Keith	'89-90
Goorjian, Ed	'85-86; '92-93	Thornton, Bob	'98-99
Grossman, David	'86-87--'88-89; '90-91	Tuttle, George	'93-94--'96-97
Hawking, Bob	'92-93--'93-94	Underwood, Brian	'89-90
Hicks, Julius	'08-09--current	Warkentien, Mark	'78-79--'79-80
Hofman, Bob	'90-91	Waterman, Scott	'08-09--current
Johnson, Todd	'97-98--'99-00	Wood, Leon	'91-92

Bobby
Dye



George
McQuarn



John
Sneed



Brad
Holland



Bob
Hawking



Donny
Daniels

HISTORY

Big West Conference Television Schedule

Cal State Fullerton's men's basketball team will make at least four appearances on regional or national television in the 2009-10 season as part of the Big West Conference television package.

The Titans will tip-off the schedule and ESPN's 24-hour Marathon of Basketball coverage on Monday, Nov. 16, with a 9 p.m. (Midnight EST) contest at UCLA. Fullerton's Feb. 4 game at Long Beach and a home game on March 4 against Pacific will be carried nationally on ESPNU. The other scheduled telecast is an FSN West regional exposure on Jan. 9 at UC Riverside.

The Titans also are part of both wild card possibilities. Games of Jan. 30 on ESPN2 and

Feb. 24 on FSN West will be selected pending their significance closer to the date of the games. There's also a chance the home Bracket Buster game of Feb. 19 or Feb. 20 could be carried by a member of the ESPN family.

Skewed by its turn to be the featured team in the Big West co-sponsored Thanksgiving 76 Classic, Long Beach State has the most games scheduled with seven. Fullerton, which benefitted from the 76 Classic coverage last season, is runnerup in the Big West with at least four TV contests. UC Riverside and Cal State Northridge each have three.

All Big West Conference games

home and road can be viewed via BigWest TV -- subscription video streaming. All Fullerton games are audio streamed at no charge via the CSF athletics website at www.fullertonitans.com.


Day/Date	Contest	Tipoff	Carrier
ESPN COLLEGE HOOPS TIP-OFF MARATHON			
Mon., Nov. 16	Cal State Fullerton at UCLA.....	9 p.m.	ESPN
76 CLASSIC • ANAHEIM CONVENTION CENTER ARENA			
Thur., Nov. 26	Long Beach State vs. West Virginia.....	11 a.m.	ESPNU
Fri., Nov. 27	Long Beach State vs. Texas A&M/Clemson.....	tba	ESPN or ESPNU
Sun., Nov. 29	Long Beach State vs. tba.....	tba	ESPN2 or ESPNU
BIG WEST CONFERENCE REGULAR SEASON GAMES			
Thur., Jan. 7	UC Davis at UC Santa Barbara.....	7 p.m.	ESPNU
Sat., Jan. 9	Cal State Fullerton at UC Riverside.....	4 p.m.	FSN West
Sat., Jan. 23	UC Davis at Pacific.....	7 p.m.	ESPNU
	UC Riverside at UC Irvine.....	8 p.m.	FSN Prime Ticket
Sat., Jan. 30	Wild Card Game to be selected from:		
	UC Santa Barbara at Cal State Northridge.....	5 p.m.	ESPN2
	Pacific at UC Riverside		
	UC Irvine at Cal State Fullerton		
Thur., Feb. 4	Cal State Fullerton at Long Beach State.....	8 p.m.	ESPNU
Sat., Feb. 6	Cal State Northridge at Long Beach State.....	5 p.m.	FSN West
Sat., Feb. 13	Long Beach State at UC Santa Barbara.....	4 p.m.	FSN Prime Ticket
Wed., Feb. 17	Cal Poly at Cal State Northridge.....	7:30 p.m.	FSN West
Fri., Feb. 19	Bracket Busters.....	tba	tba
Sat., Feb. 20	Bracket Busters.....	tba	tba
Wed., Feb. 24	Wild Card Game to be selected from:		
	Cal State Fullerton at Cal Poly.....	7:30 p.m.	FSN West
	Cal State Northridge at UC Santa Barbara		
Sat., Feb. 27	Cal State Northridge at UC Irvine.....	7 p.m.	FSN Prime Ticket
Thur., Mar. 4	Pacific at Cal State Fullerton.....	8 p.m.	ESPNU
Fri., Mar. 5	UC Riverside at Long Beach State.....	7:30 p.m.	FSN West
BIG WEST CONFERENCE TOURNAMENT • ANAHEIM CONVENTION CENTER ARENA			
Fri., Mar. 12	Men's Semifinals No. 1.....	6:30 p.m.	ESPNU
	Men's Semifinals No. 2.....	8:30 p.m.	ESPNU
Sat., Mar. 13	Women's Championship.....	1 p.m.	FSN Prime Ticket
	Men's Championship.....	tba	ESPN2

all times Pacific • All ESPN2 games also carried on ESPN360.com

Titan All-Americans



Wood



Ceballos



Cutley



Akognon

Leon Wood 1983-84

USBWA 1st team
The Sporting News 1st team
Associated Press 2nd team
NABC 2nd team
United Press International 2nd team

Cedric Ceballos 1988-89

Associated Press
honorable mention
The Sporting News
honorable mention

1989-90

Associated Press
honorable mention

Scott Cutley 2007-08

Associated Press
honorable mention


Josh Akognon 2008-09

Associated Press
honorable mention


YEARLY LEADERS



Ike Harmon




John Williams



Brandon Campbell



Jason Cunningham



Chris St. Clair

Season	Scoring Average	Rebounding Average	FG Percentage	3pt FG Percentage	Free Throw Percentage	Assists
1974-75	Greg Bunch 10.3	Greg Bunch..... 7.1	Taras Young..... .583	no 3-point rule	Duane Bonner694	Duane Bonner69
1975-76	Greg Bunch 16.0	Greg Bunch..... 8.8	Greg Bunch522	no 3-point rule	Tim Dwyer693	Tim Dwyer76
1976-77	Greg Bunch 15.9	Kerry Davis..... 7.4 & Greg Bunch..... 7.4	Kerry Davis..... .553	no 3-point rule	Greg Bunch759	Keith Anderson 113
1977-78	Greg Bunch 15.8	Greg Bunch..... 8.0	Greg Bunch545	no 3-point rule	Keith Anderson789	Keith Anderson 132
1978-79	Calvin Roberts..... 15.3	Calvin Roberts 9.2	Calvin Roberts543	no 3-point rule	Kevin Heenan..... .790	Keith Anderson 114
1979-80	Calvin Roberts..... 16.2	Calvin Roberts 9.5	Calvin Roberts548	no 3-point rule	Tom Morgan..... .663	Michael Knight85
1980-81	Dave Wear 17.7	Dave Wear..... 7.1	Dave Wear495	no 3-point rule	Dave Wear791	David Gilreath.....96
1981-82	Leon Wood 19.7	Tony Neal..... 8.5	Tony Neal..... .506	no 3-point rule	Leon Wood..... .817	Leon Wood237
1982-83	Leon Wood 18.1	Tony Neal..... 10.0	Ozell Jones530	*Leon Wood..... .444	Leon Wood789	Leon Wood319
1983-84	Leon Wood 24.0	Ozell Jones..... 9.4	Tony Neal557	no 3-point rule	Leon Wood821	Leon Wood188
1984-85	Kevin Henderson.. 17.3	Tony Neal..... 11.2	Kevin Henderson501	*Kevin Henderson .. .491	Kevin Henderson .. .748	Kevin Henderson ... 118
1985-86	Kevin Henderson.. 16.6	Henry Turner..... 6.2	Herman Webster..... .594	Kerry Boagni373	Kevin Henderson . .816	Eugene Jackson.....88
1986-87	Richard Morton 18.4	Herman Webster 6.3	Herman Webster..... .553	Richard Morton..... .399	Richard Morton.... .768	Richard Morton.....81
1987-88	Richard Morton 22.0	Vincent Blow 6.6	Vincent Blow512	Richard Morton..... .405	Richard Morton.... .843	Eugene Jackson..... 138
1988-89	Cedric Ceballos 21.2	Cedric Ceballos..... 8.8	John Sykes568	Mark Hill417	Wayne Williams719 & Derek Jones..... .719	Wayne Williams 150
1989-90	Cedric Ceballos 23.1	Cedric Ceballos..... 12.5	David Moody587	Wayne Williams..... .391	Mark Hill..... .739	Wayne Williams 209
1990-91	Joe Small 21.8	Agee Ward 8.1	Aaron Wilhite..... .530	Joe Small..... .389	Joe Small..... .829	Wayne Williams 178
1991-92	Agee Ward 18.0	Agee Ward 7.5	Agee Ward..... .562	Joe Small..... .367	Joe Small..... .876	Aaron Sunderland 182
1992-93	Bruce Bowen..... 16.3	Bruce Bowen 6.5	Kim Kemp..... .550	Don Leary..... .443	Don Leary792	Aaron Sunderland 157
1993-94	Winston Peterson.. 15.3	Winston Peterson 7.5	Winston Peterson537	James French385	James French..... .769	James French.....90
1994-95	Winston Peterson.. 17.6	Winston Peterson 8.4	Winston Peterson484	Chris St. Clair367	Chris Dade755	James French.....95
1995-96	Chuck Overton 15.8	John Williams 7.2	John Williams..... .463	Chris Dade367	Chuck Overton..... .752	Ali Nayab.....88
1996-97	John Williams..... 16.9	John Williams 6.7	John Williams..... .547	Chris St. Clair378	Ali Nayab836	Chris St. Clair.....95
1997-98	Chris Dade..... 17.0	Ike Harmon 6.4	Mark Richardson..... .500	Chris St. Clair384	Chris St. Clair..... .767	Chris St. Clair..... 116
1998-99	Ike Harmon..... 15.7	Ike Harmon 6.7	Matt Caldwell..... .506	Jason Cunningham.. .376	Mark Murphy778	Kenroy Jarrett..... 101
1999-00	Ike Harmon..... 18.7	Ike Harmon 7.5	Brandon Campbell538	Mark Murphy..... .387	Josh Fischer..... .768	Kenroy Jarrett..... 109
2000-01	Ike Harmon..... 12.9	Ike Harmon 6.3	Babacar Camara488	Ryan Dillon..... .368	Kevin Richardson.. .791	David Castleton..... 71
2001-02	Pape Sow 15.5	Pape Sow 8.6	Josh Fischer..... .568	Brandon Campbell.. .402	Kevin Richardson.. .782	Derick Andrew 94
2002-03	Ralph Holmes..... 17.4	Pape Sow 8.8	Pape Sow..... .512	Fedi Holm-Hadullah . .432	Anthony Bolton.... .811	Zakee Smith 131
2003-04	Pape Sow 17.3	Pape Sow 9.7	Pape Sow..... .494	Anthony Bolton422	Anthony Bolton.... .774	Bobby Brown.....97
2004-05	Ralph Holmes..... 16.9	Ralph Holmes 8.8	Jamaal Brown..... .496	Ralph Holmes376	Bobby Brown..... .827	Bobby Brown..... 149
2005-06	Bobby Brown 17.5	Jamaal Brown 8.3	Justin Burns..... .545	Frank Robinson..... .445	Bobby Brown..... .727	Bobby Brown..... 132
2006-07	Bobby Brown 20.2	Scott Cutley 9.5	Scott Cutley..... .491	Marcus Crenshaw415	Bobby Brown..... .789	Bobby Brown..... 138
2007-08	Josh Akognon 20.2	Scott Cutley 7.4	Marcus Morgan..... .568	Marcus Crenshaw412	Josh Akognon..... .899	Ray Reed.....87
2008-09	Josh Akognon 23.9	Gerard Anderson......5.8	Ray Miller631	Jacques Streeter421	Josh Akognon..... .892	Jacques Streeter..... 142

Minimums: For scoring and rebounding -- two-thirds of team games; 3 FG attempts per team games; 1 3FG made per team games; 2 FT attempts per team game

*for 3-point field goals in 1982-83 and 1984-85, minimum is 1 attempt per team game since no one qualified as above

High-Scoring Games, Individuals

By Titan Players

Pts.	Player	Date	W/L, Opponent, Score
47	Bobby Brown	12/16/06	W vs. Beth.-Cookman, 94-65
41	Josh Akognon	12/13/08	W vs. CSU Bakersfield, 87-64
41	Josh Akognon	11/16/08	W at Hawaii, 90-76
38	Richard Morton	1/7/88	L vs. UC Irvine, 81-73
37	Josh Akognon	3/11/09	W vs. ³ UC Riverside, 59-46
36	Bobby Brown	2/14/07	L vs. Long Beach, 94-84
36	Jamaal Brown	12/10/05	L at USF, 93-91 OT
36	Pape Sow	12/6/01	L at Sacramento State, 85-79
36	Leon Wood	1/6/83	W vs. UC Irvine, 86-76
36	Leon Wood	2/11/82	W vs. Pacific, 82-65
35	Scott Cutley	1/25/07	W vs. UC Davis, 84-77
35	Richard Morton	3/13/87	L at California, 72-68 OT
35	Leon Wood	3/3/84	L at ¹ UC Irvine, 72-69
35	Leon Wood	11/25/83	W vs. ² McNeese St., 78-66
35	Agee Ward	12/14/91	W at Portland, 98-94
34	Cedric Ceballos	3/3/90	L vs. UNLV, 103-85
34	Cedric Ceballos	11/29/89	W vs. W. Texas St., 89-74
34	Richard Morton	12/12/87	L at New Orleans, 80-57
34	Leon Wood	11/27/83	W at Hawai'i, 90-60
33	Pape Sow	12/30/03	L vs. LMU, 67-71
33	Ike Harmon	2/13/99	W vs. UC Irvine, 104-97
33	Joe Small	12/3/91	L at Butler, 100-83
33	Joe Small	2/21/91	L vs. UC Irvine, 96-92
33	Cedric Ceballos	1/29/90	L at UCSB, 72-64 OT
33	Mark Hill	2/16/89	L at Utah State, 90-80
33	Kevin Henderson	12/11/85	W vs. USIU, 117-94
33	Henry Turner	12/23/87	W vs. USD, 71-49
33	Leon Wood	3/6/83	L at Fresno State, 94-72
33	Leon Wood	2/9/84	L vs. Fresno State, 69-68 2OT
32	Josh Akognon	3/3/09	W at CSU Bakersfield, 78-73
32	Josh Akognon	2/21/09	L at New Mexico St., 94-86
32	Ryan Dillon	1/31/01	L vs. Boise State, 84-76
32	Ike Harmon	1/29/00	L at North Texas, 82-84
32	Joe Small	1/2/91	W at Fresno State, 91-88
32	Cedric Ceballos	12/2/88	L vs. Weber State, 88-77
32	Cedric Ceballos	2/24/90	L at UC Irvine, 94-76
32	Richard Morton	1/4/86	W vs. Long Beach, 85-80 OT


31 21 times: most recently:

Josh Akognon - 1/29/09, W at Long Beach State, 61-60

30 16 times: most recently:

Josh Akognon - 1/17/08, L at Pacific, 82-89

¹ Crawford Hall ² Blaisdell Center, Honolulu ³ Anaheim C.C.



Scott Cutley



Jamaal Brown

By Opposing Players

Pts.	Player, Team	Date	Winner, Score
42	Rich Anema, Pacific	2/27/86	UoP, 85-77 OT
39	Mike Efevberha, at CSU North.	1/7/06	CSF, 83-78
39	Alphonso Ford, Miss. Val. St.	12/15/90	CSF, 109-100
39	Matt Waldron, at Pacific	2/4/82	CSF, 74-65
39	Kevin Magee, at UC Irvine	1/15/81	UCI, 99-84
37	David Dees, at La.-Lafayette	11/24/06	CSF, 91-89 OT
36	Raymond Tutt, at UCSB	1/16/97	UCSB, 83-76
35	Alex Harris, UCSB	2/22/07	CSF, 79-73
35	Royce Parran, Chicago State ⁴	12/9/05	CSF, 88-80
35	Andre Morgan, at Hawaii	11/22/85	UH, 79-76
34	Larry Cunningham, at UCR	2/3/07	UCR, 82-76
34	Brad Quinet, San Jose State	2/18/95	SJSU, 86-77
33	Mike Tolman, Boise State ¹	3/6/98	CSF, 89-82
33	Larry Johnson, UNLV	3/2/91	UNLV 101-83
33	Greg Grant, at Utah State	1/9/86	USU, 82-76 OT
32	Vince Oliver, UC Davis	2/14/09	CSF, 106-95
32	Shane Schilling, Cal Poly	3/8/03	CSF 88-85 OT
32	Mark Hull, UCSB	12/22/01	UCSB, 61-60
32	Michael Olowokandi, Pacific	2/19/98	UoP, 71-57
32	J. R. Rider, UNLV	3/6/93	CSF, 84-83
32	Bryon Russell, at Long Beach ²	2/20/92	LB, 85-71
32	Kendall Youngblood, Utah St.	2/6/92	CSF, 111-99 OT
32	Ricky Butler, UC Irvine	1/26/91	UCI 92-87
32	Larry Johnson, UNLV ³	3/9/90	UNLV, 115-93
31	Donovan Morris, Long Beach	1/31/08	CSF, 91-75
31	Aaron Nixon, Long Beach St.	3/9/06	LB, 94-91
31	Ian Boylan, CSU Northridge	3/10/04	CSUN, 80-70
31	Cardell Butler, Utah State	2/21/04	USU, 87-61
31	Raymond Tutt, UCSB	2/28/98	CSF 76-70
31	Marcus Saxon, Utah State ¹	3/7/98	USU, 65-56
31	D'Cean Bryant, Long Beach St.	2/21/98	CSF, 92-70
31	Jeff Herdman, UC Irvine	2/21/91	UCI 96-92
31	Jay Goodman, Utah State	1/7/91	CSF, 93-91
31	Darin Archbold, Butler	12/1/90	CSF 79-76

30 11 times: most recently:

Antonio Porch, Denver, 12/23/04, CSF 102-92

¹ Lawlor Center, Reno ² 49er Campus Gym ³ Long Beach Arena ⁴ at USF

Lyle Parks, Jr., Titan Hustle Award



The *Titan Hustle Award* was established during the 1989-1990 season by a group of Cal State Fullerton basketball boosters then known as the *Playmakers*. The trophy traditionally has been presented to the Titan, who, in the opinion of the boosters, has displayed the greatest amount of "hustle" on offense, defense and during practices.

In 2002, the *Titan Hoop Club* board of directors unanimously voted to rename the trophy the *Lyle Parks, Jr., Titan Hustle Award*, in honor of the long-time president of the *Executive Playmakers*, whose perseverance kept the basketball booster group going throughout the mid-to-late 1990's. The *Executive Playmakers* were responsible for successfully raising funds that were used for physical improvements to the basketball locker room and the coaches' offices.

Past Recipients

1989-90....Van Anderson	1996-97....Ali Nayab	2003-04....Pape Sow
1990-91....J. D. Green	1997-98....(not awarded)	2004-05....Ralphy Holmes
1991-92....Kim Kemp	1998-99....Kenroy Jarrett	2005-06....Jamaal Brown
1992-93....Aaron Sunderland	1999-00....Mark Murphy	2006-07....Scott Cutley
1993-94....Chris St. Clair	2000-01....Ryan Dillon	2007-08....Frank Robinson
1994-95....Chris St. Clair	2001-02....Pape Sow	2008-09....Marcio Lassiter
1995-96....Chris Dade	2002-03....Ralphy Holmes	

Highest Scoring Games, Teams

Titans...

128 vs. Chapman (88), Jan. 8, 1972
 117 vs. U.S. International (94), Dec. 11, 1985
 113 vs. Pasadena Nazarene (102), 1965-66
 112 vs. Weber State (93), 1962-63
 111 vs. Utah State (99), Feb. 6, 1992 OT
 111 vs. LaVerne (73), 1968-69
 110 vs. Cal Poly SLO (98), Feb. 27, 1997
 110 vs. UC Riverside (60), 1960-61
 109 vs. Miss. Valley St. (100), Dec. 15, 1990
 109 vs. MacMurray (65), Jan. 6, 1979
 109 vs. Portland State (92), Dec. 13, 1978
 109 vs. UNLV (88), 1960-61
 108 vs. Cal Maritime (56), Nov. 10, 2006
 107 vs. Hope International (73), Nov. 27, 2004
 107 vs. CSU Dominguez Hills (90), 1971-72
 107 vs. Luke Air Force Base (73), 1960-61
 106 at UC Davis (95), Feb. 14, 2009
 106 vs. Hope International (60), Nov. 20, 2008
 106 vs. Sacramento St. OT (97), Dec. 15, 2001

Opponents...

120 at UCLA, Dec. 13, 1997
 115 vs. UNLV, Mar. 8, 1990
 110 at E. Washington, Nov. 27, 2006
 108 at Cal Poly, Feb. 12, 2000
 108 at Utah, Dec. 27, 1995
 106 vs. New Mexico St., Feb. 2, 1995
 105 vs. Portland, Dec. 29, 1978
 104 vs. UNLV, Mar. 2, 1991
 103 at Utah State, Feb. 11, 1995
 103 vs. UNLV, Mar. 3, 1990
 101 at Cal Poly, Jan. 30, 1999
 100 at Butler, Dec. 3, 1991
 100 vs. Miss. Valley St., Dec. 15, 1990
 100 at Portland, Nov. 28, 1980

Combined Points by Both Teams...

216 – CSF 128, Chapman 88, Jan. 8, 1972
 215 – CSF 113, Pasadena Naz. 102, 1965-66
 211 – at UCLA 120, CSF 91, Dec. 13, 1997
 211 – CSF 117, U.S.I.U. 94, Dec. 11, 1985
 211 – Westmont 115, CSF 96, 1964-65
 210 – at E. Washington 110, CSF 100,
 Nov. 27, 2006
 210 – CSF 111, Utah State 99 OT, Feb. 6, 1992
 210 – CSU Northridge 117, CSF 93, Feb. 29, 1964
 209 – CSF 109, Miss. Valley St. 100, Dec. 15, 1990
 208 – CSF 110, Cal Poly SLO 98, Feb. 27, 1997
 208 – UNLV 115, CSF 93, at Long Beach,
 Mar. 8, 1990

Big West Conference Pre-Season Predictions

A panel of 24 media members from across California predicted in November the final Big West Conference men's basketball standings of March and the all-conference team. Long Beach State got the nod in a close vote over UC Santa Barbara. The 49ers received 17 first-place votes to 6 for the Gauchos. Pacific, which had the fifth-best point total, received the other first-place vote.

The pre-season all-conference team features six players -- all underclassmen.

Predicted Standings

1. Long Beach State (17) ..209
 2. UC Santa Barbara (6)....178
 3. Cal State Northridge130
 4. UC Riverside.....127
 5. Pacific (1).....126
 6. UC Davis114
 7. Cal State Fullerton90
 8. UC Irvine76
 9. Cal Poly.....30
- (x) first-place votes

Pre-Season Media All-Conference Team

Name	School	Position	Year
Larry Anderson	Long Beach St.	G	Soph.
Kyle Austin	UC Riverside	F	Jr.
Joe Harden	UC Davis	G	Jr.
Orlando Johnson	UC Santa Barb.	G	Soph.
Mark Payne	UC Davis	G	Jr.
Eric Wise	UC Irvine	F	Soph.

In 1957, Cal State Fullerton became the 12th State College in California to be authorized by the Legislature. The following year a site was designated in northeast Fullerton. It was purchased in 1959, when Dr. William B. Langsdorf was appointed as founding president, the first staff was selected and plans for opening the new college were made. Orange County State College started classes for 452 full- and/or part-time students in September, 1959, using leased quarters for its administrative offices on the Fullerton Union High School campus and for its classrooms at Fullerton's Sunny Hills High School. In the fall of 1960, the college opened classes on its own campus, where it occupied 12 temporary buildings. The name changed to Orange State College in July 1962, to California State College at Fullerton in July 1964, to California State College, Fullerton in July 1968 and to California State University, Fullerton in June 1972. The first permanent building, the six-story Letters and Science Building (now known as McCarthy Hall), was occupied in 1963.

Today, there is much dramatic evidence of additional, rapid growth. Several new buildings have been completed, and enrollment has climbed to more than 37,000 - making it one of the most populous campus in the CSU system. Since 1963 the curriculum has expanded to include lower-division work and many graduate programs, as well as numerous credential and certificate programs. The Donahoe Higher Education Act of 1960 established the California State Colleges as a system under an independent Board of Trustees, redefined the functions of the State Colleges, and related them to both the community colleges and the University of California system.

In May 1971, Dr. L. Donald Shields, who had served as acting president for seven months, was appointed the second president of Cal State Fullerton. Dr. Miles D. McCarthy became acting president in January 1981; Dr. Jewel Plummer Cobb took office as the third president in October 1981; and Dr. Milton A. Gordon was appointed the fourth president in August 1990.

Much of the distinctive character and learning atmosphere of any campus comes



WELCOME TO CAL STATE FULLERTON

from the nature and vitality of its students. Diversity, the synthesis of academic study with work and family interests, strong achievement records, and relative maturity are some of the predominant characteristics of the student body at Cal State Fullerton.

Once part of a vast orange grove, Cal State Fullerton's attractively landscaped main campus now consists of 236 acres bounded on the south by Nutwood Avenue, on the west by State College Boulevard, on the north by Yorba Linda Blvd. and on the east by the Orange Freeway (57).

The portion of Orange County immediately surrounding the campus is predominantly suburban; it includes housing tracts, apartment complexes, shopping centers and industrial parks.

Other educational institutions also are part of the immediate environment. The Southern California College of Optometry opened in the spring of 1973. It is just north of Cal State Fullerton. To the immediate south is Hope International University, a liberal arts school with a Bible emphasis, where students started classes in the fall of 1973. Western State University College of Law occupied its new campus to the





The Cal State Fullerton campus itself has an efficient urban layout of facilities developed to serve a predominantly commuting public. The university's modern buildings were planned so that no student needs more than 10 minutes to go from one class to another. The campus is surrounded with landscaped parking.

The first permanent building, the Letters and Science Building, was occupied in 1963. This imposing structure, master planned to serve ultimately as a facility for undergraduate and graduate science instruction and research, has been used to house other programs until they could warrant new facilities of their own. This building is now called Miles D. McCarthy Hall.

Since 1963, growth has been rapid. The Performing Arts Center was completed



in 1964, the Physical Education Building in 1965, the Library Building in 1966, the Commons in 1967, the Humanities-Social Sciences Building and Visual Arts Center in 1969, William B. Langsdorf Hall (Administration- Business Administration) and the Engineering Building in 1971, the Student Health Center in 1974, the Education-Classroom Building and University Center in 1976, an addition to the Visual Arts Center in 1979, the Jewel Plummer Cobb Residence Halls and the Charles L. and Rachael E. Ruby Gerontology Center in 1988, and the Fullerton Marriott and the Computer Science Building in 1989. The Ruby Gerontology Center was the first building on campus financed solely by contributed funds; the Fullerton Marriott, a full-service hotel, resulted from a joint venture involving the Marriott Corp., the university and the city of Fullerton.

An expansion of the Titan Student Union and the Titan Sports Complex, featuring the multipurpose 10,000-seat Titan Stadium, baseball pavilion, track and tennis courts, were completed in 1992. The Titan Student Union houses a 1,200-seat pavilion, small theater, food court, pub, bowling alley and conference rooms. The five-story University Hall, with classrooms, faculty offices, and student and academic support services, was occupied in 1993, followed by the two-story Science Laboratory Center in 1994. A four-story addition to the University Library was completed in 1996, and the entire complex was dedicated as the Paulina June & George Pollak Library in 1998. The 10-story College Park building on Nutwood Avenue provides additional classrooms and office space for university staff and faculty members.

Cal State Fullerton's on-campus student-resident population more than doubled with the completion of a 440-bed student housing facility in August 2002. The new facility is adjacent to Cobb Residence Hall, an on-campus apartment complex for 396 students with more currently under construction. A 71,000-square-foot expansion of the Kinesiology and Health Science Building was completed in 2003 and includes the Wellness Center for Successful Aging.

Construction of a new 102,000-square-foot Performing Arts Center was completed in 2006,





featuring venues that include an 800-seat concert hall, 250-seat thrust theater and a 150-seat black box theater. The Nutwood Parking Structure, a five-level, 2,500-space facility opened in fall 2004; the State College Parking Structure, which contains 1,400 spaces, was completed in spring 2006.

Completed last spring was the Student Recreation Center, a 95,000-square-foot facility that features a 38-foot-by-28-foot rock wall, 22,000-square-foot multicourt gymnasium, 15,000-square-foot cardio/weight room, outdoor lap pool and indoor track. In 2008, the university opened Steven G. Mihaylo Hall, the five-story, 195,000-square-foot home of the Mihaylo College of Business and Economics.

In the northeast corner of the campus is the Fullerton Arboretum, which was dedicated in the fall of 1979 in a joint venture with the city of Fullerton. The 26-acre botanical garden is a living museum of rare plants from around the world. The ecologically arranged botanical collection depicts habitats from the desert to the tropics. With its ponds, streams and wildlife, it offers a tranquil retreat from our fast-growing urban life. Its newest addition is the Orange County Agricultural and Nikkei Heritage Museum. The Fullerton Arboretum also is home to Heritage House, a restored 19th-century dwelling that serves as a cultural museum for north Orange County.

The ample freeway and surface street accommodations that approach the main entrance to the university's campus also provide comparatively easy access to the great and diverse learning resources available in Southern California: many other colleges and universities; museums, libraries and art galleries; zoos; and the wide variety of economic, governmental, social, and cultural activities and experiences that may be found in this dynamic and complex region of California and the United States.



CAL STATE FULLERTON PRESIDENT DR. MILTON A. GORDON

Dr. Milton A. Gordon was selected the fourth president of Cal State Fullerton by The California State University Board of Trustees and assumed his duties on Aug. 9, 1990.

His university leadership includes serving as vice president for academic affairs at Sonoma State University for four years, as dean of the College of the Arts and Sciences for Chicago State University for more than eight years and as director of the Afro-American Studies Program at Loyola University of Chicago for six years.

President Gordon also taught at the Illinois Institute of Technology and in the Chicago public schools and served as mathematician at the University of Chicago's Laboratories of Applied Sciences.

Nationally, President Gordon is on the board of directors of the American Association of State Colleges and Universities, a member of the executive committee and member-at-large of the Coalition of Urban and Metropolitan Universities, vice chair of the Hispanic Association of Colleges and Universities and a member of the NCAA Div. 1 Presidential Advisory Group.

He serves on the California Council of Science and Technology, as well as the Orange County Business Council board of directors, Orange County Work Force Investment Board, World Affairs Council Board of Trustees and Pacific Symphony Board of Directors. In addition, President Gordon is on the board of directors for San Diego-based BIOCUM.

The President has a Ph.D. in mathematics from the Illinois Institute of Technology, an M.A. in mathematics from the University of Detroit and a B.A. in mathematics and secondary education from Xavier University of Louisiana.

Dr. Gordon is a life-long educator whose involvement in higher education and the community is encouraged by his wife, Dr. Margaret Faulwell Gordon, Dean, College of International and Extended Education at California State University, Dominguez Hills, who has a first-hand understanding of higher education and the California State University system. The Gordons have three grown sons and three grandchildren.



LEARNING AT CAL STATE FULLERTON

Cal State Fullerton is a major regional university in a vital, flourishing area that includes Orange County, metropolitan Los Angeles and the expanding Inland Empire. The beautiful, 236-acre main campus is set in a quiet urban community in north Orange County, about 25 miles from downtown Los Angeles and about 21 miles from nearby beaches.

The university offers an affordable, high quality education with an exceptional learning environment. Students flourish in close mentoring relationships with outstanding professors and have numerous opportunities for undergraduate research, professional internships, and prestigious competitions. Students experience the dynamic environment of a metropolitan university, but can enjoy a comfortable atmosphere that feels like a small college campus. It's a place where they can easily find networks of friends, interact with faculty on a personal level, and find the support and encouragement they need to be successful.

With full accreditation for its overall program, many of Cal State Fullerton's academic programs have achieved national prominence because of a distinguished faculty and the achievements of alumni. Students can choose from 105 degree programs, including 50 at the graduate level, offered by eight colleges: the Arts, Business and Economics, Communications, Education, Engineering and Computer Science, Health and Human Development, Humanities and Social Sciences, and Natural Sciences and Mathematics. Credential and certificate programs also are offered.

NATIONAL RANKINGS & HIGHLIGHTS

- 36,018 students enrolled in spring 2008 (58% female); 37,130 students enrolled in fall 2007 (59% female); 34,927 students enrolled in spring 2007 (59% female); 35,921 students enrolled in fall 2006 (59% female); 33,783 students in spring 2006 (60% female).
- International students, representing 79 nations, number 1,191 in the fall 2007 census.
- Ethnic distribution of student body (fall 2007 census): American Indian 1%, Asian/Pacific Islander 22%, Black 4%, Hispanic 28%, White 32%, Unknown 10% and International Students 4%.
- U.S. News & World Report lists Cal State Fullerton among "Top Public Universities," ranking it No. 10 among the nation's Top Public Universities-Master's institutions in the West. The magazine ranks the university's master's degree program in nursing for nurse anesthetists, offered in conjunction with Kaiser Permanente's School of Anesthesia, No. 10 in the nation.
- Diverse Issues in Higher Education ranks Cal State Fullerton seventh in the nation in terms of baccalaureate degrees awarded to minority students (June 2007). The data supplied by the U.S. Department of Education reflects degrees awarded during the 2005-2006 academic year.
- Hispanic Outlook in Higher Education (May 2008) ranks Cal State Fullerton No. 1 in California and fifth in the nation in its listing of the top 100 colleges and universities awarding bachelor's degrees to Hispanics, based on 2007 data from the U.S. Department of Education.
- The College of Business and Economics is included in the 2008 edition of Princeton Review's Best 290 Business Schools.
- The Performing Arts Major's College Guide lists Cal State Fullerton among its "Most Highly Recommended Undergraduate Programs" for drama and musical theater, and among "Noteworthy Programs" for dance.



A vibrant university community, which includes more than 37,000 students and nearly 2,000 full- and part-time faculty members, reflects the rich multicultural diversity of Southern California. In fact, Cal State Fullerton is ranked sixth in the nation in terms of bachelor's degrees awarded to minority students, and more than half of the students are people of color.

The main campus consists of 22 permanent buildings, plus a picturesque 26-acre Arboretum and student residence halls. Completed last spring was the Student Recreation Center, a \$40.6-million, two-story, 95,000-square-foot facility located west of Titan Gym. Among its amenities are a 22,000-square-foot multicourt gymnasium, a 15,000-square-foot cardio/weight room, an outdoor lap pool, a cycling room and indoor track. One of its most prominent features is a 38-foot-by-28-foot rock wall located at the center's entrance.


In 2008, the university celebrated the opening of Steven G. Mihaylo Hall, new home of the Mihaylo College of Business and Economics. The five-story, 195,000-square-foot structure and college are named for Cal State Fullerton alumnus, founder and former CEO of Phoenix-based Inter-Tel, a publicly traded provider of communications hardware, software and services. Mihaylo's pledges and contributions to the college not total nearly \$35 million.

The university's Irvine Campus offers upper-division

and graduate-level courses and provides a convenient location for students who live and work in south Orange County. Other campus satellites include the Grand Central Art Center in Santa Ana and CSUF Garden Grove Center.

An extended education program, which includes open enrollment, expands the university's resources to the surrounding communities. These include academic credit courses, certificate programs for professional development, English classes for non-native speakers of English, a learning-in-retirement program, classes for children and teens, summer camps, international programs and distance education classes.

One of 23 campuses in the California State University System, Cal State Fullerton has shaped a vital role in the growth and prosperity of Southern California. In less than 50 years, the university has awarded degrees to more than 187,000 graduates. Many are leaders in business, government, education and the arts. In addition, the university has an enormous economic impact on the Los Angeles region. As noted in the CSU 2004 study "Working for California: The Impact of the California State University," Cal State Fullerton generates \$851 million in economic activity annually, which sustains more than 12,500 jobs in the region and generates more than \$45 million per year in state tax revenue.



NOTABLE ALUMNI

Tracy Caldwell (1993)

NASA mission specialist scientist-astronaut; Space Shuttle Endeavour mission STS-118 (2007)

Kevin Costner (1978)

Award-winning film maker and actor; "Dances with Wolves," "Field of Dreams," "For Love of the Game," among others.

Len Dreyer (1972)

Former President and CEO, Marie Callender Pie Shops, Inc.

Elizabeth George (1979)

Author, dubbed "queen of the mystery genre" by Entertainment Weekly.

Ross Johnson (1968)

California state senator, first to serve as party leader in both houses of the California legislature.

Rodney Gilfry (1981)

International Opera Star

Jack O'Connell (1973)

State Superintendent of Public Instruction

Edward R. Royce (1977)

United States congressman

Jubilant Sykes (1979)

International opera star, named Sacred Music USA's vocalist of the year in 1998

William M. Vasta (1999)

Former White House photographer was the youngest since the Kennedy administration

Leon Wood (1984)

Gold Medal-winning Olympian (1984); former NBA player and current NBA referee

Linda Woolverton (1979)

Screenwriter for Disney's "Beauty and the Beast" and "The Lion King" among others.





CAL STATE FULLERTON NATIONAL CHAMPIONSHIPS

BASEBALL

1979, 1984, 1995, 2004

MEN'S GYMNASTICS

1971, 1972, 1974

WOMEN'S GYMNASTICS

1979

SOFTBALL

1986

WOMEN'S BASKETBALL

1970

WOMEN'S FENCING

1974

MEN'S CROSS COUNTRY

1971

ATHLETIC TRADITION

From modest beginnings and never with abundant resources, the Cal State Fullerton Titans have achieved successes that are the envy of many older and larger institutions across the country.

"Titan Pride" has been the rallying cry for 12 national team championships in seven different sports, hundreds of individual All-Americans, dozens of eventual professional athletes, numerous national coach of the year award winners, Olympic basketball players, a Miss America candidate and the subject matter of a Walt Disney film.

The tenor was set by the first intercollegiate team - men's basketball. In only his second season, Coach Alex Omalev advanced the Titans five rounds into the NAIA playoffs in 1961-62. Sixteen seasons later, the nation watched another "Cinderella" Titan Five advance to within one victory of the "Final Four" as Bobby Dye's 1977-78 team won the Pacific Coast Athletic Association postseason tournament and then beat nationally ranked New Mexico and USF to gain the finals of the NCAA Western Regional. Under current Coach Bob Burton, the Titans returned to the NCAA Tourney in 2008 and won a pair of games in the 2005 post-season NIT Tourney.

The basketball tradition began even stronger on the women's side. Naismith and Women's Basketball Hall of Fame inductee Billie Moore coached the Titans to the national championship in 1970 and star forward Nancy Dunkle was one of her players on the women's 1976 silver-medal winning Olympic team. The most recent Titan All-American was center Genia Miller-Rycraw in 1991.

The Titans earned gold in 1984 when point guard Leon Wood directed the men's Olympic team to victory in Los Angeles. The first-round draft pick of the Philadelphia 76ers went on to a 6-year National Basketball Association career and is now a veteran NBA referee, only the second former NBA player to make that career switch.

Future NBA performers Richard Morton, Henry Turner, Cedric Ceballos and Bruce Bowen (a starter for the 2003, 2005 and 2007 NBA champion Spurs) were some of the stars of the 1980s and 1990s, when the Titans made NIT appearances on both the men's and women's sides. Ceballos gained notoriety for winning the NBA Slam-Dunk contest one year while the women can point with pride to Autumn Hollyfield, the nation's top 3-point field goal shooter in 1993-94, and Koko Lahanas, the nation's scoring leader in 1994-95. Rycraw still holds NCAA records and came back from a career in Japan to earn a spot with the Los Angeles Sparks before returning to Fullerton as an assistant coach. Bowen was joined

in the NBA by former Titan Pape Sow, who played parts of three seasons with the Toronto Raptors around an injury, and point guard Bobby Brown, now with New Orleans after stops in Sacramento and Minnesota.

Gymnastics has brought Fullerton considerable fame. Former men's Coach Dick Wolfe won three college division NCAA titles (1971, 1972 and 1974) and had subsequent teams in the Top Ten at the Division I level while winning 10 PCAA titles in a row. His 1987 squad was ranked No. 1 in the nation. Coach Lynn Rogers began the women's program in 1976 and the Titans finished sixth or better in the nation 12 times and won the national title in 1979. One-armed Carol Johnston was an All-American and star of the Disney film, "Lefty," while Tami Elliott (1984-86) won 10 All-American awards before becoming Miss Virginia and competing in the Miss America pageant.

Baseball exploded onto the national scene behind former Coach Augie Garrido by breaking the USC monopoly in the NCAA western regionals in Fullerton's first Div. I season in 1975. The Titans have gone on to win four national championships and



establish a remarkable winning tradition over four decades. The Titans captured their first NCAA title in 1979 behind Tim Wallach, who would go on to play 17 major league seasons. They won again in 1984 behind College World Series MVP John Fishel, in 1995 behind national player of the year Mark Kotsay, and again in 2004 behind All-American pitcher Jason Windsor, who won two games and saved a third in Omaha to cap a two-year, 8-0 post-season record. Coach George Horton won national coach of the year honors in both 2003 and 2004. The Titans have made 16 trips to the College World Series and 47 former players have appeared in major league games.

Women also have sparkled on Fullerton diamonds. Hall of Fame Coach Judi Garman founded the softball program in 1980 and won more games (913) than any previous coach. The Titans have made eight trips to the College World Series and 27 regional appearances in 30 years. They brought home an NCAA Championship in 1986 and boast three national players of the year in pitchers Kathy Van Wyk, Susan LeFebvre and Connie Clark.

The now-defunct football program made great strides in Division I-A after its humble Div. II beginnings in 1970. Coach Gene Murphy guided the Titans to two conference championships and four runner-up finishes between 1983 and 1989. Titan products included Super Bowl rookies Bobby Kemp (Cincinnati in 1982) and Mark Collins (New York Giants in 1987). Titans have had remarkable success in the Canadian Football League. Quarterback Damon Allen became the all-time leading passer and Mike Pringle became the career rushing leader. Allen Pitts was the CFL's all-time leading receiver before Darren Flutie passed him in the 2003 season. Pitts and Pringle have been inducted into the CFL Hall of Fame and Allen is a certain first-ballot pick when he becomes eligible.

With the loss of football, the men's soccer program filled the void in Titan Stadium. A women's squad was launched in 1993 and it coincided with a memorable men's season that saw the Titans climb as high as No. 3 in the national rankings. They were led by All-American forward Eddie Soto and competed at the NCAA Final Four, placing third. There have been three subsequent trips to the playoffs and a No. 2 national ranking in 1996. On the international level, former Titan Brian Dunseth captained the U.S. Olympic team in the 2000 Sydney Olympics and several former Titans are playing in the MLS.

The women's squad won three consecutive (2005-07) Big West Conference tournaments and in 2005 advanced to the "Sweet Sixteen" of the NCAA Tournament after winning two NCAA playoffs matches vs. UNLV and USC. No other Big West program had ever advanced beyond the second round.

There have been national titles in men's cross country (1971) and women's fencing (1974) and individual standouts such as golfer Martha Wilkerson, runner Mark Covert and wrestler Laszlo Molnar, who finished second in the nation in 1994 at 167 pounds. Heather Killeen became the Titans' first female Div. I cross country All-American in 1994, won three events at the 1995 Big West Conference track championships and was one of 10 finalists for 1995 NCAA Woman of the Year Award. Brandon Campbell was the Big West track and field male athlete of the year in 2001 after starring in the high jump, long jump and quarter mile. He also was a starter on the basketball team.

Several current and recent Titans have garnered international attention including appearances in the 2004 Olympics in Athens. Catcher Jenny Topping played for the gold medal-winning U.S. softball team while outfielder Lindsey Bashor was on the Greek team. Competing for Mexico were pole vaulter Giovanni Lanaro (also in 2008 in Beijing) and soccer player Marlene Sandoval.



WHAT'S IN A NAME?

What exactly is a Titan? "Why do you have an elephant for your mascot?"

Those are two of the first questions that arise when a Cal State Fullerton athletic team makes its inaugural visit to an area. While the relatively young institution carved out of the Orange County citrus groves may be too new for many traditions, there are some recognized legends.

"It was the students' decision in a vote," explained Dr. Ernest Becker, founding Dean of Students, of the nickname "Titans." "More than a hundred names were suggested, and the Student Council took on the job of narrowing the list down to a few for the purposes of an election. The vote was close, with Titans narrowly prevailing over Aardvarks and Rebels."

It was a unique student body, all upper division students until 1963. There were 453 of them, mostly female, in 1959, the first year of classes at what was then known as Orange County State College.

"Even when it was decided that 'Titans' would be the nickname, there was confusion as to what it represented," said Becker. "I was thinking of a large mythological figure from Greek history, not unlike Tommy Trojan, but with perhaps straighter, more modern lines. In the same vein, the original dormitories were named Othrys Hall. There were others, however, who related the name to the Titan missile then in prominence."

Nothing official was done but then along came the "First Intercollegiate Elephant Race in Human History."

What began as a practical joke attracted elephants from universities around the nation and even Oxford from England. A crowd estimated at more than 10,000 people turned out on "Dumbo Downs" as the hastily graded field became known that spring afternoon in 1962.

To publicize the event, a circus-like elephant called Tuffy the Titan was used and it began appearing on sweaters and notebook covers around the campus. With no other mascot, the elephant was unofficially adopted. Several revisions of the caricature have been made to create a more tenacious Tuffy, or Titus as he also was called in an attempt to make him Greek. The costume that brings the mascot to life also has changed. Tuffy even attracted a female Tiffany in 1992.

The origin of the school colors also bears discussion. The students voted for royal blue and white, but the athletic equipment manager at the time thought orange was appropriate on uniforms for a school known as Orange County State College. The unofficial color was "adopted" and finally was formally acknowledged by the Athletics Council in 1987. A change to a navy blue was initiated in 1992 with a de-emphasis of the orange.



FULLERTON

Cal State Fullerton is nestled in sun-drenched Orange County, with its mountains, amusement parks, professional sports, cultural showcases and seashores among the top attractions. Students can reach ski slopes in 45 minutes and the beach in less than a half hour. Los Angeles, with its never-ending cultural and entertainment opportunities, lies just 30 miles northwest of the campus and San Diego is 100 miles to the south. The city of Fullerton itself, which has a fascinating history dating back to the late 19th century, boasts a beautiful historic downtown area that features dozens of restaurants, museums and shops.

The extensive development of the 42 miles of beaches in Orange County and attractions such as Disneyland, Knott's Berry Farm, the Laguna Festival of Arts and Pageant of the Masters, the Honda Center, Angel Stadium and the Orange County Performing Arts Center continue to make tourism an increasingly important activity. So does the Mediterranean-type climate, with rainfall averaging 14 inches per year, and generally mild days (either freezing or 100-degree temperatures uncommon) with frequent morning fog during the summer.



Fullerton At a Glance

Size: 22.3 square miles

Elevation: 150 feet above sea level

Average mean temperature: 62.2 degrees (F)

Founded: 1887 (Incorporated in 1904)

Founders: George and Edward Amerige, former Massachusetts grain merchants-turned real estate promoters.

The name: The City was named for George H. Fullerton, the Santa Fe Railway land agent who routed the railroad through the City.

City tree: Jacaranda

City flower: Carnation

Population: 137,367 (CA Dept. of Finance 2007)

Ethnic diversity: (U.S. Census Bureau, 2000)

48.74 % White	2.12 % African-American
30.17 % Hispanic	0.32 % Native American
15.98 % Asian	0.20 % Native Hawaiian
2.28 % Two or more	0.19 % Other

Recreational facilities: 45 City parks, a museum, a cultural center, two libraries, two golf courses, a sports complex, a golf driving range, a tennis center, an arboretum, Janet Evans Swim Complex, two senior centers, two regional parks, an equestrian center, recreational trails, and approximately 200 acres of recreational land in the Brea Dam Recreational Area.



ORANGE COUNTY

Orange County Attractions

Attractions pictured are in bold face.

Los Angeles Angels of Anaheim (MLB)

Anaheim Ducks (NHL)

Angel Stadium

Balboa Island

The Block at Orange

Bower's Museum of Cultural Art

California Beaches

Crystal Cove State Park

Dana Point Harbor

Discovery Science Center

Disneyland

Disney's California Adventure

Downtown Disney

Fashion Island

Fullerton Arboretum

Honda Center

International Surfing Museum

Irvine Regional Park

Irvine Spectrum

Knott's Berry Farm

Medieval Times

Laguna Festival of Arts

Little Saigon

Mission San Juan Capistrano

Movieland Wax Museum

Newport Harbor

Orange County National History Museum

Orange County Museum of Art

Orange County Performing Arts Center

Pageant of the Masters

Richard M. Nixon Presidential Library

Santa Ana Zoo

Sawdust Festival

South Coast Plaza

Verizon Amphitheatre

Wild Rivers





BRIAN QUINN

CAL STATE FULLERTON ATHLETIC DIRECTOR



Brian Quinn is in his ninth year as the Director of Athletics at Cal State Fullerton after assuming the post on January 14, 2002.

In June of 2007, he was named the Astroturf Division I, West Region, Athletics Director of the Year by the National Association of Collegiate Directors of Athletics (NACDA). The award is based upon commitment and positive contributions to campuses and their surrounding communities.

Quinn has overseen the department's successful efforts to recover from a state fiscal crisis, improve the overall student-athlete academic performance and remodel Titan Gym.

Cal State Fullerton student-athletes currently mirror the student body in graduation rate and CSF was acknowledged for its "Outstanding Degree Completion Program" for 2005-06 by the National Consortium for Academics and Sports. The department also recently received a 10-year re-certification from the NCAA.

Over the course of the last five years, the Titans have outperformed the rest of the Big West Conference in the NACDA Cup Standings, topped by four appearances by the baseball team at the College World Series. The Titans won their fourth national title in 2004 and placed third in both 2003 and 2006.

The women's soccer team also made consecutive NCAA Tournament appearances, advancing to the "Sweet 16" in 2005 and the second round in 2006, while the softball team became the first Big West school to reach the Super Regional round in 2007.

Quinn was the athletic director at Loyola Marymount University from 1985 through 1998. He then dedicated his time towards completing the Burns Recreation Center and Aquatics Center at LMU. He also directed the athletic fundraising efforts as executive director of athletic development.

During his years as A.D. at LMU, the Lions won nine West Coast Conference titles and advanced to the NCAA men's basketball tournament three times and once to the NIT.

ATHLETIC ADMINISTRATION

The baseball team advanced to the College World Series where it defeated the No. 1 seed, LSU. Women's volleyball won numerous conference championships as well and the women's crew team won the national championship. A baseball scholarship was endowed in Quinn's name at the university by the late Richard Weber.

Quinn graduated from Loyola (1963) with a degree in business administration and received his masters degree from Long Beach State. He was a long-time coach and athletic administrator at the high school level in the Irvine Unified School District and taught volleyball classes for Irvine Valley College for six years.

He was the chair of the athletic directors for many years in the West Coast Conference and was the chair of the NCAA men's volleyball committee, as well as serving on the board of directors for USA volleyball. He is in the third year of a four-year term on the NCAA Division I baseball committee and chairs several Big West committees.

Quinn was inducted into the Athletic Hall of Fame both at his high school (Serra HS) and university (LMU). He was the captain of the basketball team and MVP and three-year starter on the baseball team. The basketball team was the WCC champion and defeated USC in the NCAA tournament. He also was a member of the Balboa Bay Club national champion volleyball team. He continues to be an avid beach volleyball player.

Quinn and his wife of 46 years, Collette, live in Manhattan Beach. They have four adult children: Andrew, a teacher in Atlanta; Janet, who lives in Rye, NY; Suzanne, a teacher in Inglewood; and Maureen, who recently married. The Quinn's have 10 grandchildren – Brendan, Ryan, Owen Kiernan, Dylan, Colin Brian, Mary Frances, Erin, Maggie, Gabriel and Barrett. Quinn is a member of the Ancient Order of Hibernians.

DR. ALLISON RICH

Deputy Director of Athletics/ Senior Woman Administrator



Dr. Allison Rich began her duties as senior associate athletics director and senior woman administrator at Cal State Fullerton on Jan. 3, 2005, and got her current title on Jan. 1, 2009.

Dr. Rich most recently was associate director of athletics at the University of the Pacific in Stockton, Calif., where she was in charge of virtually all of the athletic department's internal affairs.

The Fullerton position had been vacant since Dr. June Kearney retired from an interim assignment on July 23, 2004. Dr. Maryalce Jeremiah resigned the position on

Apr. 29, 2003, to return as head women's basketball coach.

Dr. Rich recently joined the Executive Committee of the NCAA Committee on Athletic Certification.


Dr. Rich had been at Pacific since April of 1998. She previously was a membership services representative at the NCAA for two years. She obtained her bachelors degree from Princeton in 1991. She earned a law degree from Chicago-Kent College of Law in 1995 and her doctorate in educational administration from Pacific in 2002.



JULIE BOWSE
Assistant A.D./
Compliance



STEVE DITOLLA
Senior Associate A.D./
Marketing



MEL FRANKS
Senior Associate A.D./
Media Relations



PAMELA JONES-TINTLE
Senior Dir. of Development,
Student Affairs/Athletics



DR. ROBERT PALMER
Vice President
Student Affairs



ROB SCIALDONE
Assistant A.D./
Business Affairs



AARON TAPPER
Vice President
Assistant A.D./
Facilities



DR. STEPHAN WALK
Faculty Athletic
Representative

ATHLETIC DIRECTORY

(not featured elsewhere)
ATHLETICS STAFF

TITAN HEAD COACHES



BOB AMMANN
Men's Soccer



BOB BURTON
Men's Basketball



JASON DROTTER
Men's Golf



JOHN ELDERS
Cross Country/
Track & Field



DEMIAN BROWN
Women's Soccer



TBA
Coord. of Eligibility &
Compliance



JOE CAMACHO
Equipment
Manager



KELLIE COX
Marketing and Spirit
Coordinator



MICHAEL GREENLEE
Assistant Media
Relations Director



**MICHELLE
GROMACKI**
Softball



DAN HICKS
Wrestling



JILL HICKS
Women's Gymnastics



MARCIA FOSTER
Women's Basketball



BILL REYNOLDS
Women's Tennis



CLIFF HATTER
Assistant Equipment
Manager



**BARBARA
HORNGREN**
Ath. Business Manager



JENN RUDY
Ticket Manager



PATTY SEXTON
Coordinator of
Athletics Personnel



DAVE SERRANO
Baseball



**PEARL
SINN-BONANNI**
Women's Golf



**CAROLYN
ZIMMERMAN**
Women's Volleyball



JASON SPENCER
Assistant Media
Relations Director



SCOTT STOW
Events Manager



MICHAEL URAINE
Facilities
Resources Manager



DARA WALKER
Admin. Assistant

ADMINISTRATION

Brian Quinn Dir. of Athletics x2777
Dr. Allison Rich Sr. Associate AD/SWA x5339
Steve DiTolla Sr. Associate AD/Marketing x7791
Mel Franks Sr. Assoc. AD/Media Relations x3981
Rob Scialdone Assistant AD/Business Affairs x3554
Julie Bowse Assistant AD/Compliance x3842
Aaron Tapper Assistant AD/Facilities x7762
Dara Walker Administrative Assistant x2777
Pamela Jones-Tintle Sr. Dir. of Development,
Student Affairs/Athletics x4407
Dr. Meredith Basil Dir. Athletics Academic Services x2648
Patty Sexton Coord. of Athletics Personnel x2129
Dr. Stephan Walk Faculty Athletics Rep. x4763

ATHLETICS ACADEMIC SERVICES

FAX: x7674
Dr. Meredith Basil Dir. Athletics Academic Services x2648
Mike Miles Academic Counselor x2867
Rodney Anderson Academic Counselor x8468
Gale Kirkland Learning Assistant x3541
Diana Alvarez Administrative Assistant x3067
TBA Coordinator of Athletics x5218
Eligibility & Compliance

ATHLETICS BUSINESS OFFICE

FAX: x7991
Rob Scialdone Assistant AD/Business Affairs x3554
Barbara Horngren Athletics Business Manager x3507

ATHLETICS EQUIPMENT ROOM

FAX: x2005
Joe Camacho Equipment Manager x3429
Cliff Hatter Assistant Equipment Manager x7373

ATHLETICS FACILITIES

FAX: x7991
Aaron Tapper Assistant AD/Facilities x7762
Michael Uraine Facilities Resources Manager x3243

ATHLETICS MARKETING

FAX: x5396
Steve DiTolla Associate AD x7791
Kellie Cox Marketing & Spirit Coordinator x7016
Scott Stow Events Manager x7658

ATHLETICS MEDIA RELATIONS

FAX: x3141
Mel Franks Sr. Assoc. AD/Media Relations x3981
Jason Spencer Assistant Dir. x7547
Mike Greenlee Assistant Dir. x3081

ATHLETICS TICKET OFFICE

FAX: x7991
Jenn Rudy Athletics Ticket Manager x2677

ATHLETICS TRAINING ROOM

FAX: x3908
Julie Max Head Athletic Trainer x2219
Chris Mumaw Associate Athletic Trainer x2561
Brent Smedley Assistant Athletic Trainer x2858
Amanda Rice Assistant Athletic Trainer x4987

BASEBALL

FAX: x7007
Dave Serrano Head Coach x3780
Greg Bergeron Assistant Coach x8449
Sergio Brown Assistant Coach x2584
Gregg Wallis Volunteer Assistant Coach x5970
Todd Rogers Dir. of Baseball Operations x2943

MEN'S BASKETBALL

FAX: x7619
Bob Burton Head Coach x3770
Andy Newman Associate Head Coach x3657
Julius Hicks Assistant Coach x5220
Scott Waterman Assistant Coach x7513

WOMEN'S BASKETBALL

FAX: x5396
Marcia Foster Associate Head Coach x3663
Allyson Kelly Assistant Coach x7654
Crystal Harris Assistant Coach x2679
Sara Perry Assistant Coach x7655

CROSS COUNTRY/TRACK & FIELD

FAX: x5668
John Elders Head Coach x3490
Brandit Copper Assistant Coach x5488
Edmund Pula Assistant Coach x8456
B.J. Vandrovec Assistant Coach x8456

MEN'S GOLF

FAX: x5396
Jason Drotter Head Coach x2090

WOMEN'S GOLF

FAX: x5396
Pearl Sinn-Bonanni Head Coach x8225

WOMEN'S GYMNASTICS

FAX: x5891
Jill Hicks Head Coach x7922
Steve Ellsberry Assistant Coach x7580

MEN'S SOCCER

FAX: x1144
Bob Ammann Head Coach x3244
Adam Reeves Assistant Coach x2267

WOMEN'S SOCCER

FAX: x5739
Demian Brown Head Coach x4902
Diego Bocanegra Assistant Coach x5657

SOFTBALL

FAX: x7007
Michelle Gromacki Head Coach x7094
Dee Dee Kingsbury Assistant Coach x5676
Michelle Anunciation Assistant Coach x5357

STRENGTH & CONDITIONING

FAX: x7991
Greg Vandermade Head Coach x4912/5934
Kurt Weber Assistant Coach x7573

WOMEN'S TENNIS

FAX: x5396
Bill Reynolds Head Coach x3053
Ruya Inapulat Assistant Coach x3053

WOMEN'S VOLLEYBALL

FAX: x5879
Carolyn Zimmerman Head Coach x7751
Vinh Nguyen Assistant Coach x2846

WRESTLING

FAX: x5957
Dan Hicks Head Coach x2138
Risto Martinen Assistant Coach x8550

All phone numbers are (657)-278-_____

ANDERSON FAMILY FIELD

Having undergone a full remodel prior to the 2001 season, and thanks to a generous gift from local families Jeff and Michelle and Dennis and Vicki Anderson, Anderson Family Field stands as one of the finest softball facilities in the nation. The dual-diamond complex can now serve as a host site for postseason competition (it hosted an NCAA Regional in 2003) in addition to the annual 16-team Judi Garman Classic – widely regarded as the top regular-season tournament in the nation.

TITAN COURTS

A complex of 12 tennis courts located on campus is the home of the Titans' women's tennis team.



FACILITIES

GOODWIN FIELD

Goodwin Field has hosted eight NCAA Regionals and eight Super Regionals in the past 10 years. A \$3 million expansion project, spearheaded by a \$1 million gift from Jerry and Marilyn Goodwin, has transformed the field into one of the premier collegiate facilities on the West Coast. The field features the Wilson Clubhouse – which includes lockerrooms, a reception area and offices for the coaches – and the Doubek VIP Room. In 2005, Goodwin Field also became home to the Orange County Flyers of the independent Golden Baseball League.





TITAN GYMNASIUM

Titan Gym continues to undergo major renovations. In the summer of 2008, the entire floor was replaced and repainted, and new endzone retractable seating was installed. In the past few years, chairback seats have replaced a majority of the bleachers, portable basket supports have replaced the fold down backboards and new paint and banners have been applied to the walls. Recently completed was an expansion that features numerous classrooms, physical testing laboratories, a new upstairs practice facility, as well as additional seating. A "drop down" scoreboard over center court was installed in the spring of 2003. The facility also features practice and match rooms for the wrestling and gymnastics programs.

TITAN STADIUM

Titan Stadium is considered among the finest soccer facilities in the nation and regularly hosts professional and international soccer matches in addition to the Titan men's and women's programs. The facility, completed in 1992, was home to the Titan football program for one year before the sport was dropped after the 1992 season. The stadium is also a hot-spot for the entertainment industry and is regularly featured in television commercials and programs. UCLA also utilized the facility in 2003 for its fall football camp. The playing surface was totally renovated in July of 2005.

TITAN TRACK

Home of the Cal Sate Fullerton's men's and women's track and field teams. The track itself received a long overdue facelift in 2008, complete with a new surface, freshly painted lines and a new drainage system.



ATHLETIC TRAINING

The athletic training program at Cal State Fullerton plays a major role in maintaining the health of Titan student-athletes. Team physicians, four full-time certified athletic trainers, five certified graduate assistants and more than 20 athletic training students comprise a program that is generally regarded as one of the very best in the country.

Titan athletic training personnel specialize in preventive medicine, recognition, assessment, treatment and rehabilitation of injuries. Athletic Training Students who are admitted into the highly selective ATEP (Athletic Training Educational Program), which is administered through the Department of Kinesiology, must meet demanding requirements. In addition to taking 100 units of kinesiology and athletic training courses, they must complete five semesters and 1,000 hours of clinical rotations.

Before becoming certified, candidates must pass the national Board of Certification examination. Since 1997, nearly 80 percent of Cal State Fullerton graduates have passed on their first attempt, compared to the national rate of about 30 percent. Since the inception of the program, dozens of alumni have moved into coveted positions across the country (see TITAN ATEP ALUMNI).



TITAN ATEP ALUMNI

Sandy Shultz, PhD, ATC, CSCS
Associate Professor,
North Carolina-Greensboro

Miguel Pedroza, MD, ATC
Cottage Hospital of
Santa Barbara

Andy Paulin, ATC
Mt. San Antonio College
Host Athletic Trainer,
Mt. SAC Relays

Maggie LaCabra, MS, ATC
Gatorade
Former Head Football Athletic Trainer,
University of Arizona

Ivan Pierra, MS, ATC
Head Athletic Trainer,
U.S. National Soccer Team

Armando Rivas, ATC
Los Angeles Angels
Minor League affiliate

Christi McCormack, ATC
Orange Orthopedics

Stacy Diaz, ATC
Diamond Bar High School

Yoshi Ushijima, MS, ATC
Tampa Bay Rays (MLB)

Nina Hsieh, MS, ATC
UC Santa Barbara

Adriana Segura, ATC
RESTOR Physical Therapy


Mike Norris, DC, ATC
Private Practice

Barbie Gil-Alviso, MS, ATC
Cal State Fullerton



JULIE MAX, MED, ATC
Head Athletic Trainer

JULIE MAX, Cal State Fullerton's Head Athletic Trainer, has been the driving force behind the development of an athletic training program that has received national acclaim. Max is in her 31st year at her alma mater since replacing her mentor, the late Jerry Lloyd. Recently, Max completed a second two-year term as president of the 35,000-member National Athletic Trainers Association (NATA), and was inducted into the organization's Hall of Fame in 2007. Max, the first female president in the organization's history, previously served a six-year stint on the organization's board of directors and a one-year term as its vice president. In 1997, Max was honored with the NATA Service Award, which recognizes outstanding service to the athletic training profession at the state and district level.



CHRIS MUMAW, MA, ATC
Associate Athletic Trainer



BRENT SMEDLEY, MS, ATC
Assistant Athletic Trainer



AMANDA RICE, MS, ATC
Assistant Athletic Trainer



DR. ROBERT KERSEY, PHD, ATC
ATEP Program Director





GREG VANDERMADE
Strength & Conditioning Coach

Greg Vandermade joined the Titans on May 1, 2008, coming to Fullerton from the University of Tulsa where he was an assistant strength and conditioning coach for two seasons.

Vandermade was in charge of the strength and conditioning programs for 11 sports at Tulsa and was the top assistant for football.

Vandermade began his career as a volunteer strength and conditioning coach at his alma mater, Utah State, where he earned a degree in marketing in 2004. He played offensive guard for the Aggies, earning most valuable offensive lineman honors as a senior as well as the Aggie Iron Man Award. He previously played at College of the Canyons in Valencia, California, where he earned all-state honors as well as academic All-America status.



Cal State Fullerton student-athletes have year-round access to the services offered by the Strength and Conditioning Program, under the direction of Greg Vandermade and assistant Kurt Weber. Aimed at developing speed, power, strength and endurance in Cal State Fullerton's student-athletes, the program plays a key role in the success of Titan teams.

Individual workouts are designed, implemented and regularly adjusted by Vandermade to help each student-athlete develop the stamina needed to maintain the rigorous year-round workouts associated with Division I sports.

Located inside Titan Stadium is a 6,000 square-foot weight room facility featuring eight platforms, eight squat racks, plyometric devices and nearly 8,000 pounds in free weights. The facility will service more than 300 student-athletes over the course of the year. Newly acquired space in the kinesiology building now serves as an additional workout area for the strength and conditioning program as well.





ACADEMICS



DR. MEREDITH BASIL
Director of Academic Services



RODNEY ANDERSON
Academic Counselor



MIKE MILES
Academic Counselor

Cal State Fullerton recognizes the priority of the student-athlete's academic success. Athletic Academic Services works closely with other student support departments, faculty, and coaches to ensure the academic progress and promote general well being of the student-athlete.

The services have been created to assist student-athletes with a number of issues ranging from the development of personal responsibility and educational goals to addressing personal and social problems that are unique for our students.

The staff takes a proactive role by coordinating academic plans, study skills workshops, tutoring sessions, study hall, mentoring, and advisement. Student-athletes are also monitored on their academic progress towards graduation, provided personalized, priority advisement and registration, and alerted when their academic progress may be considered at-risk.

In addition to the academic services, Cal State Fullerton participates in the NCAA's CHAMPS/Life Skills program which is aimed at enhancing the quality of the student-athletes experience within the university setting. University 100-Life Skills is a one unit mandatory class for all incoming first-time freshman student-athletes. Monthly workshops around the five primary areas – academics, athletics, personal development, career development and community service – are coordinated specifically for student-athletes. Additional activities by students wishing to serve in a leadership role advocating on behalf of student-athletes or coordinating community-service projects can be met by participating with the Student-Athlete Advisory Committee (SAAC).

Male Scholar Athletes of the Year

YEAR	ATHLETE	SPORT
2008	Joe Scott	Baseball
2007	Andrew Little	Track & Field
2006	Eugene Brooks	Men's Soccer
2005	Risto Marttinen	Wrestling
2004	Danny Dorn	Baseball
2003	David Ortega	Track & Field
2002	Jon Smith	Baseball
2001	Duncan Oughton	Soccer
2000	Jon Smith	Baseball
1999	Sean Rockwell	Soccer
1998	Jonathan DyReyes	Wrestling
1997	Dirk Rassloff	Basketball
1996	Joshua Stringer	Soccer
1995	Can Tran	Wrestling
1994	Matt Bradbury	Soccer
1993	Michael Grubbs	Wrestling
1992	Michael Grubbs	Wrestling

Female Scholar Athletes of the Year

YEAR	ATHLETE	SPORT
2008	Jenae Gibbens	Women's Soccer
2007	Jenae Gibbens	Women's Soccer
2006	Dinah Clark	Track & Field
2005	Laurny Welch	Women's Soccer
2004	Kellie Cox	Women's Soccer
2003	Gina Oaks	Softball
2002	Joanna Hughes	Gymnastics
2001	Joanna Hughes	Gymnastics
2000	Poornima Swaminathan	Tennis
1999	Erin Whiteside	Basketball
1998	Katy Maty	Gymnastics
1997	Dolores Browning	Soccer
1996	Heather Killeen	Track & Field
1995	Heather Killeen	Cross Country & Track
1994	Heather Killeen	Track & Field
1993	Celeste Delia	Gymnastics
1992	Claudette Jackson	Basketball

STUDENT-ATHLETE ADVISORY COMMITTEE

The mission of the Student-Athlete Advisory Committee (SAAC) is to enhance the quality of the student-athlete experience at Cal State Fullerton. SAAC is dedicated to connecting student-athletes to the university and to one another, making voluntary involvement with Titan Athletics a lifelong experience. SAAC recognizes the unique concerns and responsibilities involved with being a student-athlete. Comprehensive programming includes academic, athletic, social, career and community service topics.

Functions of Campus SAAC's:

- Promote communication between athletics administration and student-athletes.
- Provide feedback and insight into athletics department issues.
- Generate a student-athlete voice within the athletics department's formulation of policies.
- Build a sense of community within the athletics program involving all athletics teams.
- Solicit student-athlete responses to proposed conference and NCAA legislation.
- Organize community service efforts.
- Create a vehicle for student-athlete representation on campus-wide committees (e.g., student government, department committees).
- Promote a positive image of CSUF student-athletes on campus and in the community.

The campus SAAC may also serve as a conduit of communication between student-athletes, coaches and athletics administrators to improve the student-athlete experience and promote growth and education through sports participation. Concerns can be voiced and solutions offered regarding any issue that may be relevant to NCAA student-athletes. Through the grass-roots efforts of SAAC, student-

2008-09 EXECUTIVE BOARD

President

Kristen Hernandez, Cross Country/Track

Vice President

Taylor Miller, Gymnastics

Secretary

Maddie Steinauer, Gymnastics

Treasurer

Erica Peschken, Women's Soccer

athletes have the opportunity to change the face of intercollegiate athletics.

Meetings

Student-athlete representatives from each sport meet twice monthly (1st and 3rd Wednesday of each month in LH 215) to plan community service activities, develop leadership skills, and act as the voice of the student-athlete to the Athletics Advisory Board and the Department of Intercollegiate Athletics.

Events

- Annual Holiday Party at Florence Crittendon Children's Home providing gifts and activities.
- Titan Youth Sports Day-coordinating sports activities in the community.
- Student-athlete nights encouraging support for all Cal State Fullerton Intercollegiate Athletic competitions by all student-athletes.
- Ongoing Community Service Projects coordinated throughout semester.

PRESSROOM: Room 170 in the southeastern wing of the gymnasium serves as the press room for Titan basketball. Five telephone lines are available -- two at all times and three more after the conclusion of radio post-game shows.

PRESS TABLES: Primary beat reporters, scouts and broadcasters will be located on the north side of the playing floor opposite the scorer's table.

GAME SUMMARY PACKETS: Booklets consisting of computer generated halftime and final boxes and computer generated play-by-play summaries will be distributed in Room 170.

PRESS/PHOTO CREDENTIALS: Will be issued on a per game basis only. Requests should be made as far in advance as possible. "Visiting" media may make their requests through their respective "home" SIDs. Photo credentials must be worn in plain sight at all times. Photographers may shoot only from the designated areas behind both baselines.

PARKING: Parking is available by:

- a) Using Lot A at State College and Yorba Linda Blvd. or the State College Blvd. parking structure and paying \$8 Monday thru Thursday 7 a.m. to 10:30 p.m. and Friday 7 a.m. to 5 p.m., year round upon entry for a daily permit (no charge after 5 p.m. or on weekends). or:
- b) Obtaining a complimentary pass in advance from the Athletics Media Relations office.

BROADCAST SPACE: One "table" is allocated to each team's designated commercial radio station. Each position handles three persons comfortably. One complimentary line is available in most cases. ISDN lines must be ordered.

TELEPHONES: There is one telephone at the press table -- **(657) 278-5700** -- which must be kept free for messages, out-of-town scores, etc. Additional telephones CANNOT be installed at the press table due to the physical limitations of the building. Please call if you have special telephone needs.

LOCKER ROOMS: Are located off the hallway on the north side of the playing floor. Coach Bob Burton will conduct his post-game interviews in the equipment manager's office just outside the Fullerton players' locker room, which is **CLOSED** to the media. Players will be brought to the office area upon request after a reasonable cooling-off period.

WEBSITE: Cal State Fullerton maintains its own athletics web site with the goal of providing event coverage as soon as it happens. Please check it out at **www.FullertonTitans.com**.

NEWSPAPERS

DAILY TITAN, Box 2040, CSUF, Fullerton 92634-9480.....(657) 278-3149
Sports editor.....Fax: (657) 278-4473 -- sports@dailytitan.com

INLAND VALLEY BULLETIN, 2041 E. Fourth St., Ontario, CA 91764(909) 483-9362
Jim Gazollo, sports editor Fax: (909) 948-9038

L.A. DAILY NEWS, Box 4200, Woodland Hills 91365(818) 713-3600
Doug Jacobs, sports editor; Jill Painter (beat)
..... Fax: (818) 713-3436 -- dnlasports@dailynews.com

L.A. SENTINEL, 3800 S. Crenshaw Blvd., L.A. 90008.....(323) 299-3800 x 224
H. Vincent Price, correspondent Fax: (323) 299-3896

L.A. TIMES, Times Mirror Square, Los Angeles 90053.....(213) 237-7145
Mike James, sports editor Fax: (213) 237-7876 -- sports@latimes.com

PRESS ENTERPRISE, 3512 4th St., Riverside 92502(951) 368-9533
Patricia Mays, sports editor..... Fax: (951) 368-9029 -- sports@pe.com
Allan Steele, beat reporter..... asteele@pe.com

PRESS TELEGRAM, 604 Pine St., Long Beach, 90844(562) 499-1338
Jim McCormack, editor; Frank Burlison (beat)
..... Fax: (562) 437-8914 -- ptnewssports@presstelegram.com

THE REGISTER, 625 N. Grand Ave., Santa Ana, 92701(714) 796-2210
Sports desk Fax: (714) 796-6765 -- sports@ocregister.com

SAN BERNARDINO SUN, 4030 N. Georgia Blvd., San Bernardino 92407.....(909) 386-3866
Louis Brewster, sports editor Fax: (909) 384-0327

SOUTH BAY DAILY BREEZE, 5215 Torrance Blvd., Torrance 90509(310) 540-4201
Todd Bailey, sports editor Fax: (310) 540-3067

TELEVISION

SOUTHERN CALIFORNIA SPORTS REPORT,(213) 763-4646
1111 S. Figueroa St., First Floor, Suite 108, Los Angeles 90016 Fax: (213) 763-4633

KABC Ch. 7, 500 Circle Seven Dr., Glendale, CA 91201(818) 863-7777 x7677
Rob Fukuzaki and Curt Sandoval Fax: (818) 863-7889

KCAL Ch. 9, 4200 Radford Ave., Studio City, CA 91604(818) 655-2400
Alan Massengale, John Ireland Fax: (818) 655-2434

KCBS Ch. 2, 4200 Radford Ave., Studio City, CA 91604(818) 655-2400
Jim Hill, director Fax: (818) 655-2434

KCOP (UPN) Ch. 13, 1999 S. Bundy Dr., Los Angeles 90025.....(310) 584-2000
..... Fax: (310) 584-2024

KNBC Ch. 4, 3000 W. Alameda Ave., Burbank 91523(818) 840-4237
Fred Roggin, director; Mario Solis Fax: (818) 840-3076

KTLA (CW) Ch. 5, 5800 Sunset Blvd., Los Angeles. 90028.....(323) 460-5907/ext3826
Darren Horton, Sports director Fax: (323) 460-5333

KTTV (Fox) Ch. 11, 1999 S. Bundy Dr., Los Angeles. 90025.....(310) 584-2030
Rick Garcia, director Fax: (310) 584-2450

WIRE, STATISTICAL SERVICES

ASSOCIATED PRESS, 221 S. Figueroa, #300, Los Angeles 90012.....(213) 626-1200
Beth Harris..... Fax: (213) 346-0200 -- lose@ap.org

ASSOCIATED PRESS, New York Fax: (516) 437-2231

STATS, INC.(800) 357-8525 or Fax: (847) 470-9140

SPORTS NETWORK(800) 227-0803

ESPNDDataInfo..... ESPNDDataInfo@gmail.com or ESPNDDataInfo@espn.com

WEBSITES

Cal State Fullerton Athletics www.fullertontitans.com

Big West Conference..... www.bigwest.org

WE ARE FULLERTON

CELEBRATING 50 YEARS OF MEN'S BASKETBALL

DATE	OPPONENT	TIME	DATE	OPPONENT	TIME
11/09/09	VS. CAL STATE LA (EXHIB.)	7:05 PM PT	01/21/10	AT PACIFIC*	7:05 PM PT
11/14/09	VS. HOPE	6:05 PM PT	01/23/10	AT UC SANTA BARBARA*	7:00 PM PT
11/16/09	AT UCLA (ESPN)	9:05 PM PT	01/26/10	AT CS BAKERSFIELD	7:00 PM PT
11/24/09	VS. NEW MEXICO STATE	7:05 PM PT	01/30/10	HOMECOMING (3 PM TAILGATE)	
STEPHEN F. AUSTIN TOURNAMENT (NACOGDOCHES, TX)			01/30/10	VS. UC IRVINE*	5:05 PM PT
12/04/09	VS. CENTRAL ARKANSAS	5:15 PM CT	02/04/10	AT LONG BEACH ST.*(ESPNU)	8:05 PM PT
12/05/09	AT STEPHEN F. AUSTIN	7:15 PM CT	02/06/10	VS. UC RIVERSIDE*	6:05 PM PT
12/09/09	AT SAN DIEGO STATE	7:00 PM PT	02/10/10	AT UC IRVINE	7:05 PM PT
12/12/09	VS. OCCIDENTAL (DH)	7:30 PM PT	02/13/10	AT CS NORTHRIDGE*	7:05 PM PT
AT BASKETBALL TRAVELERS' TOURNAMENT (LOGAN, UTAH)			02/17/10	VS. UC SANTA BARBARA*	7:05 PM PT
12/21/09	VS. WEBER STATE	5:30 PM MT	02/20/10	VS. ESPN BRACKET BUSTER	TBA
12/22/09	AT UTAH STATE	8:00 PM MT	02/24/10	AT CAL POLY*	7:30 PM PT
12/23/09	VS. MOREHEAD STATE	5:30 PM MT	03/04/10	VS. PACIFIC* (ESPNU)	8:05 PM PT
12/28/09	VS. CS BAKERSFIELD	7:05 PM PT	03/06/10	SENIOR NIGHT	
01/02/10	AT UC DAVIS*	7:00 PM PT		VS. UC DAVIS*	6:05 PM PT
01/07/10	VS. LONG BEACH STATE*	7:05 PM PT	BIG WEST CONFERENCE TOURNAMENT (ANAHEIM, CA)		
01/09/10	AT UC RIVERSIDE* (FSN NET)	4:00 PM PT	03/10/10	AT BIG WEST TOURNAMENT	TBA
01/14/10	VS. CAL POLY SLO*	7:05 PM PT			
01/16/10	VS. CS NORTHRIDGE*	6:05 PM PT			

* BIG WEST CONFERENCE MATCH. DATES AND TIMES ARE SUBJECT TO CHANGE. ALL TIMES LISTED ARE LOCAL TIMES. ALL TITAN HOME BASKETBALL EVENTS ARE HELD IN TITAN GYM. DH - DOUBLE HEADER WITH WOMEN'S TEAM VS. BYU. FSN NET, ESPN, AND ESPNU - TELEVISED.

**BIG WEST
CONFERENCE**

