

ALL-TIME ROSTER

A • A • A • A

PLAYER	Years	G-GS	REB	RPG	PTS	PPG
Abaekobe, Ronell	2013	7-0	0	0.0	4	0.6
Adair, Bobby	1988	26-10	69	2.7	119	4.6
Ahmad, Khalil	2015-18	117-95	472	4.0	1768	15.1
Ahsmuhs, Kevin	1991-92	45-16	118	2.6	97	2.2
Akognon, Josh	2008-09	64-64	208	3.3	1411	22.0
Akoh, Jamar	2014-16	59-26	258	4.4	255	4.3
Alcaraz, Dan*	1971-72	-	-	-	-	-
Alexander, Chris	2002	21-3	22	1.0	40	1.9
Alexander, Kenneth	2007-08	54-3	130	2.4	161	3.0
Alfafa, Jerry	1981	8-0	3	0.4	0	0.0
Allman, Jr., Kyle	2015-18	127-93	299	2.6	1680	13.2
Amberry, Tim*	1971	-	-	-	-	-
Amoke, Omondi	2012	30-29	273	9.1	325	10.8
Amos, Fred	1994-95	38-7	145	3.8	167	4.4
Andersen, Regan	2009	10-0	12	1.2	13	1.3
Anderson, Gerard	2009-10	62-60	368	5.9	651	10.5
Anderson, Keith	1976-79	105-84	306	2.9	1240	11.8
Anderson, Michael	1981-82	58-54	296	5.1	582	10.0
Anderson, Rodney	2000	24-1	33	1.4	81	3.4
Anderson, Van	1988-90	72-35	220	3.1	275	3.8
Andrew, Derick	2002-04	65-59	140	2.2	516	7.9
Andrews, Jalon	2021	8-0	16	2.0	8	1.0
Anosike, E.J.	2021	31-31	257	8.3	510	16.5
Archie, Jerome	1998	4-0	6	1.5	6	1.5
Arnold, Wayne	2018-21	66-13	154	2.3	396	6.0
Asprilla, Hardy	2004-05	40-26	249	6.2	236	5.9
Awad, Drew	2005	3-0	3	1.0	5	1.7
Awosika, Austen	2016-	129-81	504	3.9	1088	8.4

B • B • B • B

PLAYER	Years	G-GS	REB	RPG	PTS	PPG
Ball, Lance	1980-81	44-13	146	3.3	224	5.1
Bar-Netzer, Amir	2003	24-14	107	4.5	93	3.9
Baray, Jaime*	1964	-	-	-	-	-
Barnes, Rick	1973	20-0	10	0.5	28	1.4
Barrios, George	1978-81	100-20	116	1.2	210	2.1
Bass, James*	1965	-	-	-	-	-
Bastian, Lathaniel	2022-	33-1	85	2.6	66	2.0
Battles, Curtis	2006-07	21-0	24	1.1	30	1.4
Bell, John	1981	23-6	68	3.0	105	4.6
Bell, Marcus	1991	10-0	1	0.1	2	0.2
Bernard, DiJon	1993	24-1	33	1.4	66	2.8
Berry, Franklin	1979-80	18-0	12	0.7	53	2.9
Blackwell, Sheldon	2014-16	70-25	182	2.6	230	3.3
Bloodworth, Michael	1991	5-0	2	0.4	4	0.8
Blow, Vincent	1985-88	106-42	435	4.1	377	3.6
Boagni, Kerry	1985-86	56-54	246	4.4	657	11.7
Bogdanoff, Bill*	1961-62	16-	9	0.8	26	1.6
Bogdanowicz, Jim	1974-75	49-25	248	5.1	494	10.1
Bolton, Anthony	2003-04	51-43	226	4.4	582	11.4
Bonner, Duane*	1974-75	21-0	64	3.0	188	9.0
Boothe, Bob	1982-83	15-0	4	0.3	12	0.8
Boskovich, Paul*	1974	25-24	183	7.3	237	9.5
Bowen, Bruce	1990-93	101-77	559	5.5	1155	11.4
Bowland, Kevin	1979	15-0	15	1.0	14	0.9
Boyd, Joe	2014-	28-7	71	2.5	60	2.1
Bradley, Doctor	2020-21	13-0	38	2.9	69	5.3
Brandon, Jared	2013-14	57-24	180	3.2	310	5.4
Brettman, Jon*	1961-63	75-	317	4.2	1205	16.1
Brewton, DJ	2023-24	31-28	150	4.8	528	17.0
Brill, Loren	2016	4	4	1.0	4	1.0
Brooks, Malcolm	2015-16	25-19	33	1.3	304	12.2

Brown, Bobby	2004-07	116-103	287	2.5	1961	16.9
Brown, Jamaal	2005-06	56-56	447	8.0	829	14.8
Brown, Myron*	1966-67	-	-	-	-	-
Brown, Orlando	2011-12	53-13	113	2.1	175	3.3
Bunch, Greg	1975-78	100-55	785	7.9	1489	14.9
Burns, Justin	2005-07	88-60	472	5.4	696	7.9
Burt, Reggie	1977	18-0	46	2.6	46	2.6

C • C • C • C

PLAYER	Years	G-GS	REB	RPG	PTS	PPG
Calame, Ray*	1966-67	-	-	-	-	-
Caldwell, Matt	1998-01	80-32	314	3.9	545	6.8
Caldwell, Ron	1990-91	28-7	108	3.9	176	6.3
Calvin, Brent	1988-89	27-6	29	1.1	22	0.8
Camara, Babacar	2001-04	85-45	270	3.2	359	4.2
Campbell, Brandon	2000-03	84-58	290	3.5	694	8.3
Carper, Grayson	2021-24	73-17	231	3.2	369	5.1
Carter, Cameron	2019-23	7-0	3	0.4	7	1.0
Castleton, David	2001-02	38-21	45	1.2	200	5.3
Cathers, Bill*	1974	-	-	-	-	-
Ceballos, Cedric	1989-90	58-57	618	10.7	1284	22.1
Ceballos, Chris	1986-87	26-0	13	0.5	35	1.3
Chapel, Jim*	1966-67	-	-	-	-	-
Cheltenham, Edgar*	1970-71	-	-	-	-	-
Cherry, Doug	1981	21-4	23	1.1	56	2.7
Chidley, Steve	1974	-	-	-	-	-
Childress, Craig*	1971	-	-	-	-	-
Chin, Orane	2010-12	93-61	442	4.8	925	9.9
Christensen, Don*	1961-63	23-	-	-	9	0.4
Christian, John*	1968, 1970-	-	-	-	-	-
Clare, Davon	2016-19	126-40	477	3.8	547	4.3
Clark, Edgar*	1962-63	53-	516	9.7	994	18.8
Clarke, Jeff	1983	6-0	5	0.8	4	0.7



Members of Cal State Fullerton's first Division I men's basketball team pose on the steps of the United States Capitol early in the 1974-75 season on a trip to play Providence, Connecticut, and Richmond. The player in the front is Tim Dwyer. The second row (L-R) is Head Coach Bobby Dye, Assistant Coach Mel Sims, and Greg Bunch. The players in the rear (L-R) are Taras Young, Andrew Jones, Paul Boskovich, John Horger, Steve Wright, Al Fruhwirth, Donny Daniels, and Jim Bogdanowicz.



ALL-TIME ROSTER

Table with columns: Name, Year, G, GS, REB, RPG, PTS, PPG. Includes Clayton, Ernie (Fr.)*, Clemmons, John, Coggins, Tre', Collett, Matt*.

Table with columns: Name, Year, G, GS, REB, RPG, PTS, PPG. Includes Collins, Chris, Cooper, Jalen (2023-20-4 61 3.1 67 3.4), Corvin, Tom, Cottrell, Vershawn, Crane, Dareck, Crenshaw, Marcus, Cunningham, Jason, Currenton, Joshua, Cutley, Scott.

D · D · D · D

Table with columns: Name, Years, G-GS, REB, RPG, PTS, PPG. Includes Dade, Chris, Dail, John*, Daniels, Donny, Dannenbring, Don* (1961, 1963).

Table with columns: Name, Years, G-GS, REB, RPG, PTS, PPG. Includes Davis, Gary, Davis, Kerry, Davis, Stan.

De Luna, Kendrick (2023-30-8 49 1.6 41 1.4)

Table with columns: Name, Years, G-GS, REB, RPG, PTS, PPG. Includes Dearing, Riley, Dennis, Charles*, Deve, Mitch, Dillon, Ryan, Dinh, Danny, Dugan, Gary*, Douglas, James, Douglas, Mike*, Doumbia, Ibrahim, Dunkin, Tim*, Dwyer, Tim.

E · E · E · E

Table with columns: Name, Years, G-GS, REB, RPG, PTS, PPG. Includes Eaton, Daeshawn, Ellsworth, Paul*, Esume, Kennedy, Ewart, Jerry*.

F · F · F · F

Table with columns: Name, Years, G-GS, REB, RPG, PTS, PPG. Includes Feenstra, Dave, Felix, George*, Fischer, Josh, Fish, Bill, Flanigan, Pat, Fletcher, Darnell, Forchenev, Jamal, Fox, Ian, French, James, Frigout, David, Fruhwirth, Al, Fuller, Craig.

G · G · G · G

Table with columns: Name, Years, G-GS, REB, RPG, PTS, PPG.

Table with columns: Name, Years, G-GS, REB, RPG, PTS, PPG. Includes Garcia Gonzalez, Jose (2016-19 1-0 5 5.0 4 4.0), Gee, Mike, Gentry, Josh, Gerjets, Steve*.

Table with columns: Name, Years, G-GS, REB, RPG, PTS, PPG. Includes Gibbons, Ed*, Gibert, Paul, Gilreath, David, Glover, Cameron, Granados, Frank, Green, Andrew, Green, J.D., Green, Victor, Grimm, Ray (Fr.)*, Groomes, Bron, Guardia, Roger, Guinn, Leonard*, Guisse, Papa, Gunson, Clark*.

H · H · H · H

Table with columns: Name, Years, G-GS, REB, RPG, PTS, PPG. Includes Hagen, Norm*, Halbasc, Erik, Hall, Josh, Hall, John, Halperin, Larry*, Hamilton, Alexander, Hardy, Andre, Harmon, Ike, Harper, Jermaine, Harris, Tom*, Harris, Alex, Harris, Jalen, Harrison, David, Hart, Jason, Hatchett, Jim*, Hathcock, Bob*, Haun, Tom*.

Table with columns: Name, Years, G-GS, REB, RPG, PTS, PPG. Includes Hawthorne, George, Heenan, Kevin, Heinzl, Dominik, Helbig, Josh, Henderson, Kevin, Henderson, Malcolm, Hermann, Terry*, Hill, Kevin, Hill, Mark, Hinkle, Andy, Holliday, Rich (Fr.)* (1964-65, 1967-68), Holm-Hadulla, Fedi, Holmes, Ralphy, Hooper, Ray, Horger, John, Horne, Marquis, Howard, John (Fr.)*, Howe, Steve*, Howington, Joey*, Hughes, Ron*.

I · I · I · I

Table with columns: Name, Years, G-GS, REB, RPG, PTS, PPG. Includes Italiano, Danny, Iverson, Scott*.

J · J · J · J

Table with columns: Name, Years, G-GS, REB, RPG, PTS, PPG. Includes Jackson, Eugene, James, Stan, Jarrett, Kenroy, Johnson, James, Johnson, JerVaughn, Johnson, Lanerryl, Johnston, Kit (Fr.)*, Jones, Art*, Jones, Andrew, Jones, Derek, Jones, Max, Jones, Ozell, Jones, Theodis*, Jurich, Steve.



K · K · K · K

Table with columns: Name, Years, G-GS, REB, RPG, PTS, PPG. Includes Kabamba, Beril, Kamga, Brandon, Keefe, George, Kemp, Kim, Kerian, Jason, King, Josh, King, Yaphett, Kirkwood, Landon, Knight, Michael, Knox, Jordan, Kohn, Daniel, Kuljuhovic, Amel.

L · L · L · L

Table with columns: Name, Years, G-GS, REB, RPG, PTS, PPG. Includes La Fond, Jean*, Lake, Jarrel, Laku, Lado, Lamaster, Tim, Lambert, Danny, Lassiter, Marcio, LaVallee, Bruce, Leary, Don, Lee, Vincent, Leighton, Josh, Leslie, Lionheart, Lewis, Rashone, Liapis, Pete*, Lima, Eddie, Linden, Mike, Little, Darren, Logan, Jeff, Long, Bill*, Lopez, Denver, Losner, Bob, Lutz, Ron.

ALL-TIME ROSTER



LEFT: Cal State Fullerton's first intercollegiate men's basketball team. From left: Head Coach Alex Omalev, Neale Stoner (who would eventually serve as Athletic Director from 1972-79), Jon Brettman (who once held the school record with 45 points against Luke Air Force Base in 1961), Dick Roche, Garry Dougan, Jim Hatchett, Don Dannenbring, Don Christensen, and Terry Hermann. ABOVE: Jim Hatchett (left) poses for a photo with university president Dr. William B. Langsdorf prior to tip-off of the Titans' first home game against Sacramento State.

Lynch, Tom* 1969-70 - - - - -

M • M • M • M

PLAYER	Years	G-GS	REB	RPG	PTS	PPG
Maddox Jr., Dante	2021-22	38-20	92	2.4	341	9.0
Maddox Jr., Tray	2021-22	45-24	115	2.6	532	11.8
Maggard, Norm	1973-74	51-25	143	2.8	514	10.1
Malone, Darcy	2016-17	32-24	75	2.3	97	3.0
Marshall, Dwayne	2007	4-0	0	0.0	0	0.0
Martin, Sedric	2011-12	51-3	90	1.8	141	2.8
Massey, Damien	2006	4-0	0	0.0	0	0.0
Maxie, Andrew	2002	3-0	3	1.0	0	0.0
McCarthy, Steve	1978	4-0	0	0.0	0	0.0
McClellan, Steve	2014-	31-22	183	5.9	190	6.1
McDonald, Mike	1974	11-0	20	1.8	39	3.5
McGuire, Jamel	2010	16-0	14	0.9	18	1.1
McLemore, Orie*	1972-73	26-0	102	3.9	449	17.3
McLucas, Chuck*	1966-67	-	-	-	-	-
Meeks, Geoff	1998	6-0	2	0.3	3	0.5
Mejia, Jhan Paul	2016-17	8-0	8	1.0	5	0.6
Mensah, Kwasi	2009	8-0	1	0.1	0	0.0
Metoyer, Sharif	1993	22-0	18	0.8	17	0.8
Miller, Bill	1976-77	40-3	33	0.8	102	2.6
Miller, John*	1966	-	-	-	-	-
Miller, Oval	1987-88	46-10	122	2.7	138	3.0
Miller, R.	1977	11-0	5	0.5	12	1.1
Miller, Ray	2009-10	44-12	128	2.9	176	4.0
Milstead, Damari	2021-22	31-31	97	3.1	376	12.1
Minardo, Chris	2007	20-3	37	1.9	70	3.5
Mixon, Ricky	1982-83	59-30	89	1.5	855	14.5
Moeller, Gary	1984-85	52-9	183	3.5	124	2.4
Mojus, Mojus	2019	6-0	1	0.2	3	0.5
Montano, Manny	2006	5-0	4	0.8	7	1.4
Moody, David	1986-87, 89-90	86-31	237	2.8	262	3.0
Moos, Randal	1988-89	43-1	13	0.3	38	0.9
Moret, Jerard	2006	23-4	56	2.4	68	3.0

Morgan, Marcus	2007-08	59-37	270	4.6	234	4.0
Morgan, Tom	1978-80	81-30	279	3.4	492	6.1
Morton, Richard	1985-88	113-85	292	2.6	1705	15.1
Mount, Jim*	1966	-	-	-	-	-
Murphy, Mark	1989-00	54-49	153	2.8	623	11.5
Myers, Dave*	1972	-	-	-	-	-
Myers, Stu*	1968	-	-	-	-	-
Myles, Tim	2015-16	29-4	122	4.2	54	1.9

N • N • N • N

PLAYER	Years	G-GS	REB	RPG	PTS	PPG
Nash, Gary	1975	15-0	46	3.1	58	3.9
Nayab, Ali	1996-97	53-32	141	2.7	347	6.5
Neal, Tony	1982-85	117-113	1115	9.5	1327	11.3
Neeley, Joe	1989	2-0	1	0.5	0	0.0
Ng, David	1996-97	21-0	8	0.4	15	0.7
Nichols, Joe	2003	4-0	4	1.0	5	1.3
Niles, Mike	1976-79	82-59	502	6.1	1014	12.4
Nunez, Gary	2006	20-0	28	1.4	51	2.6

O • O • O • O

PLAYER	Years	G-GS	REB	RPG	PTS	PPG
Oday, Donovan	2023-	32-0	65	2.0	226	7.1
O'Neil, Mike (Fr.)*	1964-65	-	-	-	-	-
Olson, Bryan*	1970	-	-	-	-	-
Overton, Chuck	1995-96	53-50	233	4.4	662	12.5
Owens, Roland*	1966-67	-	-	-	-	-
Ozegovic, Gaber	2017-18	12-0	9	0.8	15	1.3

P • P • P • P

PLAYER	Years	G-GS	REB	RPG	PTS	PPG
Palm, Greg	1978	22-2	63	2.9	76	3.5
Palmquist, Ed*	1967-68	-	-	-	-	-
Panov, Victor	2022-	11-0	16	1.5	15	1.4
Parada, Tom	1990-91	8-0	1	0.1	2	0.3
Patterson, Darrell	1982	11-1	12	1.1	14	1.3

Peltier, Devon	2010-11	62-32	101	1.6	762	12.3
Peters, Richard	2016-17	23-1	40	1.7	43	1.9
Peterson, Winston	1994-95	51-48	405	7.9	837	16.4
Pierson, Josh	2000	14-0	5	0.4	13	0.9
Pitts, Josh	2017-20	69-7	87	1.3	119	1.7
Plock, Dane	1997-98	49-1	51	1.0	241	4.9
Polee, Richard	1979	15-0	5	0.3	13	0.9
Polito, Frank*	1965-66	-	-	-	-	-
Porter, Rick	1974	3-0	2	0.7	2	0.7
Pruitt, Brian	2004	21-1	45	2.1	82	3.9

Q • Q • Q • Q

PLAYER	Years	G-GS	REB	RPG	PTS	PPG
Quinet, Derek	2005	22-6	40	1.8	53	2.4

R • R • R • R

PLAYER	Years	G-GS	REB	RPG	PTS	PPG
Ramos, Dwight	2016-18	43-5	35	0.8	116	2.7
Ramsey, Mark*	1971-72	-	-	-	-	-
Rassloff, Dirk	1996-97	53-12	143	2.7	161	3.0
Ray, Stan	1980	26-21	141	5.4	162	6.2
Ree, Tyrone	1987-88	27-1	9	0.3	34	1.3
Reed, Ray	2007-08	63-42	152	2.4	437	6.9
Rhymes, Chris	2009	29-7	56	1.9	132	4.6
Richard, Keith	2023-	6-0	3	0.5	18	3.0
Richardson, Kevin	2001-02	54-49	166	3.1	569	10.5
Richardson, Mark	1996-99	101-82	461	4.6	552	5.5
Roberts, Calvin	1979-80	53-50	496	9.4	835	15.8
Robertson, Arkim	2016-18	61-33	265	4.3	280	4.6
Robinson, Antwan	2023-	19-7	34	1.8	82	4.3
Robinson, Danny	1994-95	48-11	96	2.0	211	4.4
Robinson, Frank	2006-08	88-67	532	6.0	1161	13.2
Robinson, Rich*	1962-64	52-	95	1.8	304	5.8
Robinson, Robbie	2010	7-0	8	1.1	13	1.9
Roche, Dick*	1961-63	55-	42	0.8	237	4.3
Rodriguez, Tony*	1970-71	-	-	-	-	-



ALL-TIME ROSTER

Rogers, Rick*	1965	-	-	-	-	-
Rohde, Dave	1978-79	37-3	88	2.4	128	3.5
Roper, Daryl	1977-80	68-3	132	1.9	131	1.9
Rowe, Jackson	2016-19	111-107	811	7.3	1340	12.1
Rubenthaler, Bob*	1969-70	-	-	-	-	-
Russell, Junior	2008	20-18	30	1.5	121	6.1
Ryan, Daniel	2002	4-0	0	0.0	3	0.8
S + S + S + S						
PLAYER	Years	G-GS	REB	RPG	PTS	PPG
Samuelson, Jon	1984	26-8	35	1.3	56	2.2
San Antonio, Tory	2019-24	124-93	453	3.7	735	5.9
Sanders, Corey	1998	24-4	55	2.3	61	2.5
Satalowich, Todd	1992-93	38-3	56	1.5	28	0.7
Scarlett, Lee*	1966-67	-	-	-	-	-
Schroeder, Ernie*	1966	-	-	-	-	-
Scott, Brian*	1972	-	-	-	-	-
See, Roger*	1968	-	-	-	-	-
Seeley, D.J.	2012-13	59-57	291	4.9	1037	17.6
Seeley, Oliver	1983-84	21-0	14	0.7	14	0.7
Shamsud-din, Ameer	2009	24-0	12	0.5	23	1.0
Shannon, Bill	1977	11-0	0	0.0	3	0.3
Shattuck, Norm*	1963	3-	1	0.3	0	0.0
Shaw, Steve	1977-78	58-55	362	6.2	514	8.9
Sheahan, Casey	1993	9-0	6	0.7	12	1.3
Shepard, DeWayne	1983, 85	40-23	231	5.8	240	6.0
Shipp, Sydney	2023-24	2-0	1	0.5	0	0.0
Shurdim, Ahmad	2000	12-0	14	1.2	19	1.6
Small, Joe	1991-92	55-53	209	3.8	1011	18.4
Smith, Bob	1973-74	48-21	248	5.2	258	5.4
Smith, Chris	2001	27-3	39	1.4	96	3.6
Smith, Dennis	1980	24-0	31	1.3	73	3.0
Smith, Jamal	2015-18	86-23	187	2.2	264	3.1
Smith, Rodney	1987	8-0	7	0.9	8	1.0
Smith, Zakee	2003-04	53-38	90	1.7	176	3.3
Sow, Pape	2002-04	72-70	654	9.1	1135	15.8
Spears, Kenny	1985	1-0	2	2.0	0	0.0
Spivey, Landis	2021-	18-1	17	0.9	71	3.9
Spruce, Ian	2014	7-0	1	0.1	9	1.3
Square, John Mikey 2022-	57-30	166	2.9	230	4.0	

St. Clair, Chris	1994-98	109-53	279	2.6	928	8.5
Stenger, Mike*	1965-66	-	-	-	-	-
Stephens, Keith	1981-82	44-31	185	4.2	160	3.6
Stewart, Herb	1973	5-0	6	1.2	16	3.2
Stewart, Vern (Fr.)*	1964-66	-	-	-	-	-
Stoa, Jon	2000	24-0	34	1.4	34	1.4
Stoner, Neale*	1961-62	39-	11	0.3	434	11.1
Streeter, Jacques	2009-10	63-63	215	3.4	698	11.1
Sunderland, Aaron	1992-93	54-53	173	3.2	659	12.2
Sykes, John	1988-90	67-21	297	4.4	226	3.4

T • T • T • T

PLAYER	Years	G-GS	REB	RPG	PTS	PPG
Taban, Emmanuel	2019	7-0	1	0.1	0	0.0
Tancredi, Adam	2006	4-0	13	3.3	9	2.3
Taylor, Mike	1974	22-5	60	2.7	73	3.3
Tennies, Paul*	1966	-	-	-	-	-
Thomas, Adam	2009	14-0	11	0.8	11	0.8
Thomas, Brian	1996	14-0	41	2.9	112	8.0
Thompson, Aaron	2009-10	63-44	309	4.9	599	9.5
Thompson, Dan	2000	21-4	57	2.7	117	5.6
Thompson, Jon*	1968-69	-	-	-	-	-
Todd, Rashard	2015-16	5-0	8	1.6	19	3.8
Tolbert, Tim	1974	20-1	18	0.9	96	4.8
Toliver, Andre	1992-93	13-0	8	0.6	4	0.3
Travis, Joe	2001	12-3	35	2.9	24	2.0
Turner, Henry	1985-88	114-81	630	5.5	1329	11.7
Tyson, Wyki	1997-98	40-4	50	1.3	58	1.5

U • U • U • U

PLAYER	Years	G-GS	REB	RPG	PTS	PPG
Umipig, Isiah	2011-12	61-37	124	2.0	633	10.4
Underwood, John	2012	23-3	31	1.3	25	1.1

V • V • V • V

PLAYER	Years	G-GS	REB	RPG	PTS	PPG
Vance, Rex*	1963-64	8-	11	1.4	26	3.3
Vaughn, Kwame	2012-13	63-63	289	4.6	1072	17.0
Vaughn, Marlon	1988-90	73-5	38	0.5	163	2.2

Venzant, Daniel	2017-20	50-7	39	0.8	115	2.3
Vernon, Greg	1991-94	99-31	171	1.7	524	5.3
Versteeg, Flooris	2014	15-0	16	1.1	20	1.3
Vetter, Darrell	1982	11-1	15	1.4	13	1.2
Visentin, Zachary 2023-	25-0	24	1.0	48	1.9	

W • W • W • W

PLAYER	Years	G-GS	REB	RPG	PTS	PPG
Wade, Garrison	2022-23	23-2	76	3.3	102	4.4
Wang, Johnny	2017-21	90-39	210	2.3	280	3.1
Ward, Agee	1990-92	83-57	563	6.8	1017	12.3
Ware, Joe*	1968	-	-	-	-	-
Warsaw, David	2004	7-2	25	3.6	45	6.4
Wear, Dave	1981	26-26	185	7.1	459	17.7
Webb, Bernard	2012	9-0	5	0.6	16	1.8
Webster, Bryce	2010	31-30	151	4.9	219	7.1
Webster, Herman	1986-87	58-49	338	5.8	618	10.7
Webster, Perry	2011-12	61-27	144	2.4	341	5.6
Weithorn, Dick*	1965-67	-	-	-	-	-
Welch, Jerome	1974, 1976-77	29-0	25	0.9	18	0.6
White, Jayden	2022-23	1-0	-	-	-	-
White, Justin	2022-23	1-0	-	-	-	-
White, Steve*	1966-67	-	-	-	-	-
Whitehead, Craig	1997-98	51-29	144	2.8	345	6.8
Wight, Tom	1980	26-20	49	1.9	220	8.5
Wilhelm, Aaron	1990-91	52-22	265	5.1	402	7.7
Wilkes, Johnny	1983-84	56-22	166	3.0	186	3.3
Williams, Anthony*	1969	-	-	-	-	-
Williams, Benson	1988	9-0	9	1.0	24	2.7
Williams, Carl	1984	3-0	0	0.0	2	0.7
Williams, Eric	2010-11	49-4	36	0.7	76	1.6
Williams, Fred	1973	14-0	18	1.3	13	0.9
Williams, Jeff	1978	5-0	1	0.2	4	0.8
Williams, John	1995-97	58-34	300	5.2	631	10.9
Williams, Michael	2014	31-31	128	4.1	538	17.4
Williams, Sean	1992-93	52-41	310	6.0	582	11.2
Williams, Trevor	2023-24	3-0	2	0.7	2	0.7
Williams, Wayne	1990-91	86-81	159	1.8	794	9.2
Williams, Winsor	2007	3-0	4	1.3	5	1.7
Winne, Russ*	1966	-	-	-	-	-
Wood, Brian	1992	10-1	10	1.0	10	1.0
Wood, Leon	1982-84	91-91	207	2.3	1876	20.6
Woolridge, Chauncey	19-92	6-0	2	0.3	0	0.0
Wright, DeVaughn	1995-98	86-32	239	2.8	183	2.1
Wright, Steve	1974-75	42-20	74	1.8	220	5.2
Wrightsell Jr., Latrell	2020-23	72-58	241	3.3	797	11.1

Y • Y • Y • Y

PLAYER	Years	G-GS	REB	RPG	PTS	PPG
Yeager, Sammy	2013	25-24	111	4.4	395	15.8
Yezbak, George	1984-85	34-0	14	0.4	37	1.1
Young, Taras	1975	21-0	30	1.4	148	7.0

Active players are in **BOLD**

(Fr.) denotes player on the school's freshman team (first team in 1963-64) that also played on the varsity squad

* complete career stats and years played are incomplete
ED. NOTE: Varsity rosters are as complete as possible with those who have appeared in at least one game beginning with the 1972-73 season... complete rosters and statistics (with some exceptions) are





ALL-TIME ROSTER

unavailable prior to that season.



TITANS BY THE NUMBERS

The following pages list jersey numbers of current and former Titans according to what was published in media guides and rosters throughout the years. Some numbers may have changed mid-season, year-to-year, or based on home and road jerseys. List is as complete as possible dating back to the 1976-77 season with earlier seasons added when available.

- 0**
- Robinson, Frank 2006-07
- Thompson, Aaron..... 2009-10
- Hardy, Andre 2011-12
- Horne, Marquis..... 2013-14
- Allman, Jr., Kyle..... 2015-18
- Jones Jr., Joshua..... 2019
- Harris, Jalen..... 2020-23
- Cooper, Jalen..... 2023-**

- 00**
- Jones, Ozell..... 1983-84
- Sykes, John..... 1988-90

- 1**
- Smith, Chris..... 2001-02
- Smith, Zakee..... 2003
- Pruitt, Brian 2004
- Brown, Jamaal..... 2006
- Marshall, Dwayne 2007
- Akognon, Josh 2008-09
- Brandon, Jared 2013-14
- Coggins, Tre'..... 2015-16
- Smith, Jamal 2017-18
- Kamga, Brandon 2019
- Laku, Lado 2021-22
- Eaton, Daeshawn..... 2022-23
- Richard, Keith..... 2023-**

- 2**
- Brown, Bobby 2004
- King, Yaphett..... 2005
- Cutley, Scott 2007-08
- Leslie, Lionheart..... 2015-16
- Venzant, Daniel 2017-20
- Maddox Jr., Tray..... 2020-22
- Jones, Max..... 2022-24

- 3**
- Caldwell, Ron 1990
- Small, Joe..... 1991-92
- French, James 1994-95
- Plock, Dane..... 1997-98
- Murphy, Mark..... 1999-00
- Castleton, David..... 2001-02
- Bolton, Anthony..... 2003-04
- Brown, Bobby 2005-07
- Peltier, Devon..... 2010-11
- Webster, Perry..... 2012
- Yeager, Sammy 2013
- Morgan, Moses..... 2014
- Tim Myles 2015-16
- Ramos, Dwight..... 2017-18

- Bradley, Doctor..... 2019
- Wrightsell Jr., Latrell..... 2020-23
- Kabamba, Beril 2023-24

- 4**
- Hamilton, Alexander 1986-87
- Parada, Tom 1990
- Ahsmuhs, Kevin..... 1991-92
- Little, Darren..... 1994
- Meeks, Geoff..... 1997-98
- Anderson, Rodney..... 2000
- Warsaw, David 2004
- Douglas, James 2013-14

- 5**
- Satalowich, Todd..... 1992-94
- Harmon, Ike 1998-01
- Andrew, Derick..... 2002-04
- Burns, Justin 2005-07
- Robinson, Frank 2008
- Anderson, Regan 2009
- Anderson, Gerard 2010
- Vaughn, Kwame 2012-13
- Walker, Corey 2014
- Henderson, Malcolm 2015-16
- Clare, Davon 2016-19
- Spivey, Landis 2020-22
- Panov, Victor..... 2022-23
- Oday, Donovan 2023-**

- 7**
- Brewton, DJ..... 2023-24

- 10**
- Bonner, Duanne 1974
- Welch, Jerome 1977
- Barrios, George..... 1978-81
- Boothe, Bob 1982-83
- Samuelson, Jon 1984
- Moses, Mark..... 1985
- Williams, Wayne 1989-91
- Wood, Brian 1992
- Nayab, Ali..... 1995-97
- Breazeal, John..... 1998
- Thompson, Dan..... 2000
- Alexander, Chris 2002
- Danielian, Mike..... 2006
- Glover, Cameron 2012
- Williams, Michael..... 2014
- Johnson, Lanerryl..... 2015-16
- Awosika, Austen..... 2016-19
- Andrews, Jalon 2020
- Doumbia, Ibrahim Famouke..... 2022-23
- Robinson, Antwan 2023-**

- 11**
- Rodriguez, Tony..... 1971
- Tyson, Wyki 1997-98
- Sow, Pape 2002-04

- Massey, Damien 2005-06
- Lassiter, Marcio..... 2008-09
- Streeter, Jacques..... 2010
- Guardia, Roger..... 2011
- Seeley, D.J. 2012-13
- Gentry, Josh..... 2014
- Brooks, Malcolm..... 2015-16
- Brill, Loren 2016-17
- Fox, Ian 2017
- Wayne Arnold 2018-2020
- Shipp, Sydney 2023-24

- 12**
- Anderson, Keith 1977-79
- Knight, Michael 1980
- Portee, Ron 1981
- Patterson, Darrell..... 1982
- Hall, John 1983
- Williams, Carl 1984
- Jackson, Eugene..... 1985-88
- Neeley, Joe 1989
- Hart, Jason 1990
- Allen, Randy..... 1991
- Metoyer, Sharif..... 1993
- Dade, Chris..... 1994-98
- Shurdim, Ahmad..... 2000
- Camara, Babacar 2001-04
- Awad, Drew 2005
- Johnson, Jer'Vaughn..... 2010-11
- Underwood, John..... 2012-13
- Smith, Jamal 2015-16
- Kirkwood, Landon 2017
- Mojus, Mojus..... 2019
- Torres, Raul..... 2020
- Milstead, Damari..... 2021-22
- White, Jayden..... 2022-23
- Visentin, Zachary 2023-**

- 13**
- Ramsey, Mark..... 1971
- Sunderland, Aaron..... 1992-93
- Ryan, Daniel..... 2002-03
- Lima, Eddie 2008
- Webster, Bryce 2010
- Umipig, Isiah..... 2011-12
- Boyd, Joe..... 2014
- Robertson, Arkim..... 2016-17
- Lee, Vincent 2019-24

- 14**
- Cathers, Bill 1974
- Miller, Rodney 1977
- Linden, Mike..... 1978-79
- Davis, Stan..... 1980
- Gilreath, David..... 1981-82
- Yezbak, George..... 1984-85
- Vaughn, Marlon..... 1988-90
- Bell, Marcus..... 1991
- Jarrett, Kenroy..... 1996-00

- Harper, Jermaine..... 2005-06
- Williams, Winsor 2007
- Shamsud-din, Ameer 2009
- McGuire, Jamel 2010
- Brown, Orlando 2011-12
- Ahmad, Khalil..... 2015-18
- Torres, Raul..... 2019
- Doumbia, Ibrahim Famouke..... 2021-22
- Bastian, Lathaniel 2022-23
- Williams, Trevor 2023-24

- 15**
- Parada, Tom 1991
- Rassloff, Dirk..... 1996-97
- Sanders, Corey..... 1998
- Italiano, Danny 1999
- Dinh, Danny..... 2000
- Travis, Joe 2001
- Holmes, Ralphy..... 2003, 2005
- Battles, Curtis 2006-07
- Russell, Junior 2008
- Chin, Orane 2010-12
- Vos, Hidde 2014
- Akoh, Jamar 2014-16
- Garcia Gonzalez, Jose 2016-18
- Taban, Emmanuel..... 2019
- Bradley, Doctor..... 2020

- 20**
- Wright, Steve..... 1974
- Morgan, Tom 1978-80
- Cherry, Doug..... 1981
- Wood, Leon..... 1982-84

- 21**
- Anderson, Van..... 1988-90
- Bernard, Dijon..... 1992-93
- Robinson, Danny 1994-95
- Cunningham, Jason..... 1997-99
- Bar-Netzer, Amir..... 2002
- Forcheney, Jamal 2003
- King, Yaphett..... 2004
- Lambert, Danny 2005
- Alexander, Kenneth 2007-08
- Rhymes, Chris..... 2009
- Robinson, Robbie 2010
- Webster, Perry..... 2011
- Amoke, Omondi..... 2012
- McClellan, Steve..... 2014
- Heinzl, Dominik..... 2017-18
- Maddox Jr., Dante..... 2020-22
- Carper, Grayson..... 2022-24

- 22**
- Smith, Bob..... 1974
- Williams, Jay 1978
- Bowland, Kevin..... 1979
- Wight, Tom..... 1980
- Hall, John 1981



TITANS BY THE NUMBERS

Mixon, Ricky 1982-83
 Henderson, Kevin 1984-86
 Ree, Tyrone 1987-88
 Leary, Don 1993
 Overton, Chuck 1995-96
 Leighton, Josh 1997-98
 Patterson, Kito 1999
 Pierson, Josh 2000-01
 Maxie, Andrew 2002
 Holm-Hadulla, Federic 2003
 Pettaway, Jason 2004
 Clemmons, John 2005-06
 Reed, Ray 2007-08
 Streeter, Jacques 2009
 Granados, Frank 2010
 Granados, Abraham 2011
 James, Conway 2012
 Blackwell, Sheldon 2014-16
 Peters, Richard 2016-17
 Carper, Grayson 2021-22
 Wade, Garrison 2022-23

23

Childress, Craig 1971
 Jones, Derek 1987, 1989
 Crane, Dareck 1990-91
 Toliver, Andre 1992-93
 Frigout, David 1994-95
 Stoa, Jon 2000
 Williams, Montelle 2002
 Nichols, Joe 2003-04
 Cottrell, Vershan 2005-06
 Shelton, D.J. 2010
 Harris, Alex 2013-14
 Todd, Rashard 2015-16
 Ramos, Dwight 2016-17
 Ozegovic, Gaber 2017-18
 San Antonio, Tory 2019-24

24

Chidley, Steve 1974
 Miller, Bill 1977
 Polee, Richard 1979-80
 Bell, John 1981
 Hawthorne, George 1982
 Logan, Jeff 19-83
 Fletcher, Darnell 1984
 Standley, Bryant 1985
 Moos, Randal 1988-89
 Bloodworth, Michael 1991
 Hooper, Ray 1992-93
 St. Clair, Chris 1994-98
 Hackett, James 2000
 Richardson, Kevin 2001-02
 Bar-Netzer, Amir 2003
 Asprilla, Hardy 2004-05
 Lake, Jarrel 2006-07
 Anderson, Gerard 2008-09
 Williams, Eric 2010
 Webb, Bernard 2012

Knox, Jordan 2013
 Spruce, Ian 2014
 Pitts, Josh 2017-2020
 Anosike, E.J. 2021-22
 White, Justin 2022-23
De Luna, Kendrick 2023-

25

Jones, Art 1971
 Bowen, Bruce 1990-93
 King, Josh 1994
 Tyson, Wyki 1996
 Whitehead, Craig 1997-98
 Campbell, Brandon 1999-03
 Smith, Zakee 2004
 Harrington, Mike 2005

30

Maggard, Norm 1974
 Bunch, Greg 1977-78

31

Cheltenham, Edgar 1971
 Ceballos, Chris 1986-87
 Ceballos, Cedric 1989-90
 Vernon, Greg 1991-94
 Hinkle, Andy 1995-97
 Versteeg, Flooris 2014

32

Keefe, George 1974
 Davis, Kerry 1977
 Rohde, Dave 1978-79
 LaVallee, Bruce 1980
 Green, Victor 1981-82
 Davis, Gary 1983-85
 Webster, Herman 1986-87
 Williams, Benson 1988
 Wilhite, Aaron 1990-91
 Williams, Sean 1992-93
 Williams, John 1995
 Thomas, Brian 1996
 Brown, Jamaal 2005
 Williams, Eric 2011
 Collins, Chris 2012-14
 Currenton, Joshua 2016-17
Square, John Mikey 2022-

33

Long, Bill 1971
 Roberts, Calvin 1979-80
 Alfafara, Jerry 1981
 Davis, Gary 1982
 Clarke, Jeff 1983
 Otis, Rob 1984
 Clardy, Patrick 1985
 Pitts, Carl 1986
 Miller, Oval 1987-88
 Ward, Agee 1990-92
 Sheahan, Casey 1993

Ng, David 1996-97
 Donahue, Matt 1999
 Brooks, Keith 2001
 Moret, Jerard 2006
 Miller, Ray 2010
 Martin, Sedic 2011-12
 Johnson, James 'Deuce' 2013-14
 Esume, Kennedy 2015-16
 Malone, Darcy 2016-17
 Wang, Johnny 2017-19
 Hall, Josh 2020

34

Taylor, Mike 1974
 Shaw, Steve 1977-78
 Gilbert, Paul 1979-80
 Anderson, Michael 1981-82
 Johnson, Michael 1984
 Morton, Richard 1985-88
 Caldwell, Ron 1991
 Kemp, Kim 1992-93
 Amos, Fred 1994-95
 Williams, John 1996-97
 Helbig, Josh 1999
 Nunez, Gary 2006
 Morgan, Marcus 2007-08
 Gee, Mike 2013-14
 Rowe, Jackson 2016-19
 Wang, Johnny 2020

35

Alcaraz, Dan 1971
 Peterson, Winston 1994-95
 Dillon, Ryan 2001-02
 Dearing, Riley 2016-17
 Carter, Cameron 2019-23

40

Bogdanowicz, Jim 1974
 Niles, Mike 1978-79
 Smith, Dennis 1980
 Stephens, Keith 1981-82
 Seeley, Oliver 1983-84
 Turner, Henry 1985-88
 Archie, Jerome 1998
 Fischer, Josh 1999-02
 Groomes, Bron 2003-04
 Delange, Kevin 2007

41

Gerjets, Steve 1971
 Madison, Maurice 1996
 Mejia, Jhan Paul 2016-17

42

Jones, Andrew 1974
 Berry, Franklin 1980
 Burt, Reggie 1977
 Palm, Greg 1978-79
 Fuller, Craig 1983

Boagni, Kerry 1985-86
 Smith, Rodney 1987
 Calvin, Brent 1988-89
 Kerian, Jason 1991-92
 Richardson, Mark 1996-99
 Kohn, Daniel 2001-02
 Quinet, Derek 2005
 Green, Andrew 2007-08
 Guisse, Papa 2009-10
 Collins, Chris 2011

43

Green, J.D. 1991-92
 Walls, Lloyd 2005
 Minardo, Chris 2006-07
 Miller, Ray 2009

44

Boskovich, Paul 1974
 Heenan, Kevin 1977-79
 Bowland, Kevin 1980
 Neal, Tony 1982-85
 Williamson, Tee 1986
 Adair, Bobby 1988
 Hill, Mark 1989-90
 Woolridge, Chauncey 1992-93
 Wright, DeVaughn 1994-98
 Deve, Mitch 1999-01
 Lopez, Denver 2002-04
 Mensah, Kwasi 2009
 Knox, Jordan 2012

45

Amberry, Tim 1971
 Jurich, Steve 2011
 Abaekobe, Ronell 2013

50

Tolbert, Tim 1974
 Corvin, Tom 1978
 Ball, Lance 1979
 Ray, Stan 1980
 Wear, Dave 1981
 Shepard, DeWayne 1983-85
 Caldwell, Matt 1997-01
 Tancredi, Adam 2006
 Thomas, Adam 2009

51

Jones, Theodis 1971

52

Shannon, Bill 1977
 McCarthy, Steve 1978
 Jones, Ken 1979
 Ball, Lance 1980-81
 Vetter, Darrell 1982
 Moeller, Gary 1984-85
 Moody, David 1986-90
 Montano, Manny 2006



TITANS BY THE NUMBERS

54

McDonald, Mike 1974
 Roper, Daryl 1977-80
 Wilkes, Johnny 1983-84
 Blow, Vincent 1985-88
 Franklin, Derrick 2002
 Crenshaw, Marcus 2007-08

55

Howington, Joey 1971
 Moreno, Wagner 2002
 Lambert, Danny 2004
 Thomas, Adam 2009

RETIRED NUMBERS



Former Titan basketball guard Rodney Anderson earned his master's degree in counseling in May of 2008 following a comeback from a near-fatal street shooting in 2000. Prior to his degree in 2008, he had served as a graduate assistant mentor in athletic academic services. He earned his bachelor's degree in human services in 2005.

"I want to work with kids who grew up in neighborhoods like mine, where gangs and crime seem inescapable," he said. "My goal is to be an example."

For Cal State Fullerton, Anderson played in 24 games as a freshman in the 1999-2000 season, averaging 3.4 points and 1.4 rebounds. He was shot three times in the back near his home in Los Angeles on March 2, 2000, in a case of mistaken identity. He returned to classes for the Spring, 2001, semester.

Rodney and his family were the subjects of an Extreme Makeover: Home Edition by the popular ABC television show in December of 2004 (telecast in January of 2005). As part of the show, his jersey number 4 was retired in a ceremony in Titan Gym and he was married to his longtime girlfriend, Monique.



Leon Wood led the United States' men's basketball team to gold in 1984, playing point guard for Coach Bob Knight.

Earlier that year, he earned first-team All-American honors from The Sporting News along with Michael Jordan, Akeem Olajuwon, Sam Perkins and Wayman Tisdale. Wood held the Cal State Fullerton career record for points (1,876) until 2007 when Bobby Brown passed him.

He still holds four different Cal State Fullerton career records with 744 assists, 540 made free throws, 666 free throws attempted and 38.6 minutes per game. He led the nation in 1983 with 319 assists, which was the NCAA record at that time.

A three-time all-conference selection, Wood's 20.6 points per game for his career is third-best in school history, and his 24.0 ppg as a senior is a school single-season record.

Wood also played in arguably the most memorable game in the history of Titan Gym on Feb. 24, 1983 when Cal State Fullerton defeated unbeaten No. 1 ranked UNLV, 86-78 before a record overflow crowd of 5,015 (capacity 4,200) that stormed the floor at the buzzer.

He was a first-round draft choice of the Philadelphia 76ers and played six seasons in the National Basketball Association, where he has been a referee for the past 10 seasons.

He is only the second former NBA player to become an NBA official. In 1991-92 he served as a Titan volunteer coach while rehabilitating a foot injury. He was inducted into the Orange County Sports Hall of Fame in 1998, before joining the Cal State Fullerton Athletics Hall of Fame in 2007.



Greg Bunch was a four-year starter for Cal State Fullerton, leading the team to a share of the Titans' first conference championship in 1976.

The team that became affectionately known throughout the nation as "Cal State Who?" earned a Final Eight berth in the 1978 NCAA Tournament. At the time, it was also the only Titan team to make the NCAA tournament, where it defeated nationally ranked New Mexico and University of San Francisco before losing to Arkansas. The team finished as the top team in Titan history with a 23-9 record, a mark that was not surpassed until 2008 (24-9).

That remarkable team finished 9-5 in the PCAA, tied for third place, yet won the conference tournament and two games in the NCAA Tourney. Bunch led the Titans in scoring all four seasons, averaging 14.5 points per game during his tenure at Cal State Fullerton. He was also named to the first-team all-conference team in 1976, 1977 and 1978. He also led the team in rebounding all four seasons, tying Kerry Davis in 1976-77.

Greg played one season with the New York Knicks in the NBA. His jersey No. 30 was officially retired. Greg studied criminal justice and earned his degree in 1979 from the College of Humanities and Social Science.

He was inducted into the Cal State Fullerton Athletics Hall of Fame on Nov. 5, 2005.

DISTINGUISHED NUMBERS

Thanks to a joint effort between the former men's and women's basketball booster clubs, a heralded group of Cal State Fullerton men's basketball alumni hang in the rafters to honor those who have made significant contributions to the legacy of Titan basketball.



Josh Akognon (2008-09) was a two-year starter at Cal State Fullerton after transferring from Washington State.

Most recently he played for the Delaware 87ers of the NBA Development League, averaging 15.6 points, 3.3 rebounds, 4.2 assists and 1.6 steals per game during the 2013-14 season.

Akognon made his NBA debut on April 10, 2013 for the Dallas Mavericks and played in three games.

Akognon averaged 22.0 points per game during two years for the Titans, scoring 1,411 career points - a total that ranks seventh all-time and is the highest mark for any player that competed for just two years. His 22.0 ppg career scoring average and his 252 three-point field goal total rank second all-time in both categories, respectively.

In 2009, he set the Cal State Fullerton single-season record for points scored (764), and he also holds the top two single-season three-point marks with 136 from long distance in 2009 and 116 in 2008. During his career, he recorded two 40-point games - the only Titan to complete the feat - nine 30-point games and 28 20-point efforts.

Akognon was an Associated Press All-American honorable mention pick following the 2009 season after earning NABC all-district honors in both 2008 and 2009. In 2009, he was named the Big West Player of the Year.

He also was named the Big West Tournament Most Valuable Player after leading the Titans to their last Big West regular season championship, Big West Tournament championship and NCAA appearance in 2008.



Scott Cutley was a two-year letterwinner at Cal State Fullerton (2007-08) after transferring from Kent State.

In two seasons, Cutley averaged 15.1 points and 8.4 rebounds per game.

A two-time Big West First Team selection, Cutley is one of just six Titans to earn the honor at least twice. In addition, Cutley is one of just three Titans to be named Big West Player of the Year (2008).

He led the Titans in rebounding during both the 2007 (9.5 rpg) and 2008 (7.4 rpg) seasons as his 8.4 career rebounding average ranks sixth all-time.

Cutley was selected as an Associated Press All-American honorable mention following the 2008 season as the Titans won just their second regular season championship and second tournament title with an overall record of 24-9.

In the Big West title game, Cutley scored 22 points, grabbed 12 rebounds and added five assists as the Titans defeated UC Irvine, 81-66.

He totaled 20 double-doubles during his career which ranks fourth in Cal State Fullerton history.

On Jan. 25, 2007, Cutley scored 35 points in an 84-77 victory over UC Davis.



Bruce Bowen was a four-year letterman (1990-93) for the Titans with relatively modest credentials given his professional stardom — three-year starter, second-team All-Big West in 1992 and first-team all-conference in 1993.

He still ranks in the school's top ten in career rebounds and blocked shots. He went undrafted but bounced around Europe and the CBA for several years before a one-game stint with the Miami Heat in 1996-97. He gradually developed a reputation as a defensive stopper and caught the attention of Coach Pat Riley.

After three seasons with Boston, Philadelphia and Miami (again) he landed in San Antonio, where a star was born. He won three NBA Championship rings (2003, 2005 and 2007) in eight seasons (2001-02 thru 2008-09) with the Spurs. He made the NBA first or second All-Defensive team eight times and three times was runnerup for defender of the year. He became an excellent 3-point shooter and scored 5,290 points in his career. He had a streak of playing in 500 consecutive games, longest by an active player at that time. He still is very popular in the San Antonio community in part because of his "Get Fit with Bruce and Buddy" program aimed at child obesity. In the last few years he has launched a second career as a bow-tied commentator for ESPN.

Bowen was inducted into the Cal State Fullerton Athletics Hall of Fame in 2011.



Easily the most successful community college transfer to play for the Titans, Ceballos was the epitome of a "scorer" with perimeter and inside skills, particularly adept on the offensive glass

A two-year letterwinner (1989-90), he twice led team in scoring and rebounding and was a two-time first-team All-Big West selection while also earning honorable mention All-America recognition in 1989.


Ceballos also was selected the national Junior College Transfer of the Year by Basketball Weekly. Twice he made the All-Big West Tournament team and he holds school career records for scoring average (22.1 ppg) and rebounding average (10.7 rpg). He was particularly effective against UNLV's national powerhouses, averaging 27.7 ppg and 14.2 rpg in six games (1-5 record).

He holds single-season rebounding records with a total of 362 and 12.5 rpg as well as his scoring average of 22.1 ppg. Ceballos holds the school single-game steals record with 9 vs. San Jose State on Jan. 19, 1989.

As a small forward, he played for the Los Angeles Lakers and the Phoenix Suns as well as Dallas, Detroit and Miami.

His career highlights include leading the NBA in field goal percentage (.576) in 1992-93 with the Suns, who reached the NBA finals that year. He also led the Lakers in scoring in 1994-95 with a 21.7 average and made the All-Star team, but couldn't participate due to an injury. In 1995-96, Ceballos again led the Lakers with a 21.2 ppg average, notching the Lakers' first 50-point game in over 20 years in 1995, and won the NBA Slam Dunk Contest with a blindfolded dunk in 1992.

YEAR-BY-YEAR CATEGORY LEADERS



Kevin Henderson



Winston Peterson



Wayne Williams

Season	Scoring Average
1974-75	Greg Bunch 10.3
1975-76	Greg Bunch 16.0
1976-77	Greg Bunch 15.9
1977-78	Greg Bunch 15.8
1978-79	Calvin Roberts 15.3
1979-80	Calvin Roberts 16.2
1980-81	Dave Wear 17.7
1981-82	Leon Wood 19.7
1982-83	Leon Wood 18.1
1983-84	Leon Wood 24.0
1984-85	Kevin Henderson 17.3
1985-86	Kevin Henderson 16.6
1986-87	Richard Morton 18.4
1987-88	Richard Morton 22.0
1988-89	Cedric Ceballos 21.2
1989-90	Cedric Ceballos 23.1
1990-91	Joe Small 21.8
1991-92	Agee Ward 18.0
1992-93	Bruce Bowen 16.3
1993-94	Winston Peterson 15.3
1994-95	Winston Peterson 17.6
1995-96	Chuck Overton 15.8
1996-97	John Williams 16.9
1997-98	Chris Dade 17.0
1998-99	Ike Harmon 15.7
1999-00	Ike Harmon 18.7
2000-01	Ike Harmon 12.9
2001-02	Pape Sow 15.5
2002-03	Ralph Holmes 17.4
2003-04	Pape Sow 17.3
2004-05	Ralph Holmes 16.9
2005-06	Bobby Brown 17.5
2006-07	Bobby Brown 20.2
2007-08	Josh Akognon 20.2
2008-09	Josh Akognon 23.9
2009-10	Gerard Anderson 12.0
2010-11	Devon Peltier 14.5
2011-12	D.J. Seeley 17.3

2012-13	Kwame Vaughn 18.4
2013-14	Michael Williams 17.4
2014-15	Alex Harris 15.8
2015-16	Tre' Coggins 16.1
2016-17	Tre' Coggins 17.5
2017-18	Kyle Allman, Jr. 19.5
2018-19	Khalil Ahmad 18.2
2019-20	Jackson Rowe 15.6
2020-21	Tray Maddox Jr. 15.9
2021-22	E.J. Anosike 16.5
2022-23	Latrell Wrightsell Jr. 16.3
2023-24	DJ Brewton 17.0

Season	Rebounding Average
1974-75	Greg Bunch 7.1
1975-76	Greg Bunch 8.8
1976-77	Kerry Davis & Greg Bunch 7.4
1977-78	Greg Bunch 8.0
1978-79	Calvin Roberts 9.2
1979-80	Calvin Roberts 9.5
1980-81	Dave Wear 7.1
1981-82	Tony Neal 8.5
1982-83	Tony Neal 10.0
1983-84	Ozell Jones 9.4
1984-85	Tony Neal 11.2
1985-86	KHenry Turner 6.2
1986-87	Herman Webster 6.3
1987-88	Vincent Blow 6.6
1988-89	Cedric Ceballos 8.8
1989-90	Cedric Ceballos 12.5
1990-91	Agee Ward 8.1
1991-92	Agee Ward 7.5
1992-93	Bruce Bowen 6.5
1993-94	Winston Peterson 7.5
1994-95	Winston Peterson 8.4
1995-96	John Williams 7.2
1996-97	John Williams 6.7

1997-98	Ike Harmon 6.4
1998-99	Ike Harmon 6.7
1999-00	Ike Harmon 7.5
2000-01	Ike Harmon 6.3
2001-02	Pape Sow 8.6
2002-03	Pape Sow 8.8
2003-04	Pape Sow 9.7
2004-05	Ralph Holmes 8.8
2005-06	Jamaal Brown 8.3
2006-07	Scott Cutley 9.5
2007-08	Scott Cutley 7.4
2008-09	Gerard Anderson 5.8
2009-10	Jer'Vaughn Johnson 6.5
2010-11	Andre Hardy 8.5
2011-12	Omondi Amake 9.1
2012-13	Kwame Vaughn 4.6
2013-14	Steve McClellan 5.9
2014-15	Steve McClellan 8.1
2015-16	Jamar Akoh 6.4
2016-17	Jackson Rowe 7.2
2017-18	Jackson Rowe 6.7
2018-19	Jackson Rowe 7.9
2019-20	Jackson Rowe 7.4
2020-21	Josh Hall 7.8
2021-22	E.J. Anosike 8.3
2022-23	Vincent Lee 4.7
2023-24	DJ Brewton 4.8

Season	FG Percentage
1974-75	Taras Young .583
1975-76	GGreg Bunch .522
1976-77	Kerry Davis .550
1977-78	Greg Bunch .545
1978-79	CaCalvin Roberts .543
1979-80	Calvin Roberts .548
1980-81	Dave Wear .495
1981-82	Tony Neal .506
1982-83	Ozell Jones .530
1983-84	Tony Neal .557

1984-85	Kevin Henderson .501
1985-86	Herman Webster .594
1986-87	Herman Webster .553
1987-88	Vincent Blow .512
1988-89	John Sykes .5680
1989-90	David Moody .587
1990-91	Aaron Wilhite .530
1991-92	Agee Ward .562
1992-93	Kim Kemp .550
1993-94	Winston Peterson .537
1994-95	Winston Peterson .484
1995-96	John Williams .463
1996-97	John Williams .547
1997-98	Mark Richardson .500
1998-99	Matt Caldwell .506
1999-00	Brandon Campbell .538
2000-01	Babacar Camara .488
2001-02	Josh Fischer .568
2002-03	Pape Sow .512
2003-04	Pape Sow .494
2004-05	Jamaal Brown .496
2005-06	Justin Burns .545
2006-07	Scott Cutley .491
2007-08	Marcus Morgan .568
2008-09	JRay Miller .631
2009-10	Bryce Webster .590
2010-11	Jer'Vaughn Johnson .537
2011-12	Orane Chin .558
2012-13	Deuce Johnson .6339
2013-14	Steve McClellan .591
2014-15	Steve McClellan .556
2015-16	Khalil Ahmad .435
2016-17	Jackson Rowe .546
2017-18	Jackson Rowe .581
2018-19	Jackson Rowe .541
2019-20	Jackson Rowe .467
2020-21	Vincent Lee .588
2021-22	Vincent Lee .536
2022-23	John Mikey Square .632

YEAR-BY-YEAR CATEGORY LEADERS

2023-24 Vincent Lee .663

Season 3pt FG Percentage

1974-75	no 3-point rule
1975-76	no 3-point rule
1976-77	no 3-point rule
1977-78	no 3-point rule
1978-79	no 3-point rule
1979-80	no 3-point rule
1980-81	no 3-point rule
1981-82	no 3-point rule
1982-83	*Leon Wood .444
1983-84	no 3-point rule
1984-85	*Kevin Henderson .491
1985-86	Kerry Boagni .373
1986-87	Richard Morton .399
1987-88	Richard Morton .405
1988-89	Mark Hill .417
1989-90	Wayne Williams .391
1990-91	Joe Small .389
1991-92	Joe Small .367
1992-93	Don Leary .443
1993-94	James French .385
1994-95	Chris St. Clair .367
1995-96	Chris Dade .367
1996-97	Chris St. Clair .378
1997-98	Chris St. Clair .384
1998-99	Jason Cunningham .376
1999-00	Mark Murphy .387
2000-01	Ryan Dillon .368
2001-02	Brandon Campbell .402
2002-03	Fedi Holm-Hadullah .432
2003-04	Anthony Bolton .422
2004-05	Ralph Holmes .376
2005-06	Frank Robinson .445
2006-07	Marcus Crenshaw .415
2007-08	Marcus Crenshaw .412
2008-09	Jacques Streeter .421
2009-10	Aaron Thompson .461
2010-11	Devon Peltier .407
2011-12	Orane Chin .437
2012-13	Sammy Yeager .446
2013-14	Michael Williams .359
2014-15	Lanerryl Johnson .430
2015-16	Malcolm Brooks .383
2016-17	Tre' Coggins .356
2017-18	Kyle Allman, Jr. .429
2018-19	Kyle Allman, Jr. .349
2019-20	Jackson Rowe .407
2020-21	Tray Maddox Jr. .406
2021-22	Jalen Harris .424
2022-23	Tory San Antonio .414
2023-24	Max Jones & Grayson Carper .385

Season Free Throw Percentage

1974-75	Duane Bonner .694
1975-76	Tim Dwyer .693
1976-77	Greg Bunch .759
1977-78	Keith Anderson .789

1978-79	Kevin Heenan .790
1979-80	Tom Morgan .663
1980-81	Dave Wear .791
1981-82	Leon Wood .817
1982-83	Leon Wood .789
1983-84	Leon Wood .821
1984-85	Kevin Henderson .748
1985-86	Kevin Henderson .816
1986-87	Richard Morton .7681
1987-88	Richard Morton .843
1988-89	Wayne Williams .719
	& Derek Jones .719
1989-90	Mark Hill .739
1990-91	Joe Small .829
1991-92	Joe Small .876
1992-93	Don Leary .792
1993-94	James French .769
1994-95	Chris Dade .755
1995-96	Chuck Overton .752
1996-97	Ali Nayab .836
1997-98	Chris St. Clair .767
1998-99	Mark Murphy .778
1999-00	Josh Fischer .768
2000-01	Kevin Richardson .791
2001-02	Kevin Richardson .782
2002-03	Anthony Bolton .811
2003-04	Anthony Bolton .774
2004-05	Bobby Brown .827
2005-06	Bobby Brown .727
2006-07	Bobby Brown .789
2007-08	Josh Akognon .899
2008-09	Josh Akognon .892
2009-10	Bryce Webster .766
2010-11	Devon Peltier .899
2011-12	Kwame Vaughn .847

2012-13	Kwame Vaughn .837
2013-14	Michael Williams .712
2014-15	Josh Gentry .910
2015-16	Tre' Coggins .853
2016-17	Tre' Coggins .837
2017-18	Khalil Ahmad .829
2018-19	Khalil Ahmad .814
2019-20	Brandon Kamga .810
2020-21	Latrell Wrightsell Jr. .946
2021-22	Latrell Wrightsell Jr. .870
2022-23	Garrison Wade .833
2023-24	Max Jones .787

Season Assists

1974-75	Duane Bonner 69
1975-76	Tim Dwyer 76
1976-77	Keith Anderson 113
1977-78	Keith Anderson 132
1978-79	Keith Anderson 114
1979-80	Michael Knight 85
1980-81	David Gilreath 96
1981-82	Leon Wood 237
1982-83	Leon Wood 319
1983-84	Leon Wood 188
1984-85	Kevin Henderson 118
1985-86	Eugene Jackson 88
1986-87	Richard Morton 81
1987-88	Eugene Jackson 138
1988-89	Wayne Williams 150
1989-90	Wayne Williams 209
1990-91	Wayne Williams 178
1991-92	Aaron Sunderland 182
1992-93	Aaron Sunderland 157
1993-94	JJames French 90
1994-95	James French 95

1995-96	Ali Nayab 88
1996-97	Chris St. Clair 95
1997-98	Chris St. Clair 116
1998-99	Kenroy Jarrett 101
1999-00	Kenroy Jarrett 109
2000-01	David Castleton 71
2001-02	Derick Andrew 94
2002-03	Zakee Smith 131
2003-04	Bobby Brown 97
2004-05	Bobby Brown 149
2005-06	Bobby Brown 132
2006-07	Bobby Brown 138
2007-08	Ray Reed 87
2008-09	Jacques Streeter 142
2009-10	Jacques Streeter 147
2010-11	Perry Webster 155
2011-12	Kwame Vaughn 116
2012-13	Kwame Vaughn 119
2013-14	Michael Williams 76
2014-15	Alex Harris 98
2015-16	Lionheart Leslie 51
2016-17	Lionheart Leslie 76
2017-18	Austen Awosika 85
2018-19	Austen Awosika 120
2019-20	Austen Awosika 132
2020-21	Tray Maddox Jr. 37
2021-22	Damari Milstead 88
2022-23	Latrell Wrightsell Jr. 72
2023-24	DJ Brewton 75

Minimums: For scoring and rebounding -- two-thirds of team games; 3 FG attempts per team games; 1 3FG made per team games; 2 FT attempts per team game... *for 3-point field goals in 1982-83 and 1984-85, minimum is 1 attempt per team game since no one qualified as above.



Michael Williams



INDIVIDUAL CAREER RECORDS

POINTS

1. Bobby Brown (116 games) .. 2004-07.....	1,961
2. Leon Wood (91)..... 1982-84.....	1,876
3. Khalil Ahmad (117)..... 2015-18.....	1,768
4. Richard Morton (113)..... 1985-88.....	1,705
5. Kyle Allman, Jr. (127)..... 2015-18.....	1,680
6. Ike Harmon (98)..... 1998-01.....	1,557
7. Chris Dade (107)..... 1995-98.....	1,496
8. Greg Bunch (100)..... 1975-78.....	1,489
9. Josh Akognon (64)..... 2008-09.....	1,411
10. Jackson Rowe (111)..... 2016-19.....	1,340

SCORING AVERAGE

1. Cedric Ceballos (58 games). 1989-90.....	22.1
2. Josh Akognon (64)..... 2008-09.....	22.0
3. Leon Wood (91)..... 1982-84.....	20.6
4. Joe Small (55)..... 1991-92.....	18.4
5. Mark Hill (58)..... 1989-90.....	17.9
6. Dave Wear (26)..... 1981.....	17.7
7. D.J. Seeley (59)..... 2012-13.....	17.6
8. Michael Willaims (31)..... 2014.....	17.4
9. Ralph Holmes (51)..... 2003, 2005.....	17.2
10. Kwame Vaughn (63)..... 2011-13.....	17.0
10. DJ Brewton (31)..... 2024.....	17.0

FIELD GOALS MADE

1. Bobby Brown (116 games) .. 2004-07.....	692
2. Leon Wood (91)..... 1982-84.....	654
3. Richard Morton (113)..... 1985-88.....	642
4. Khalil Ahmad (117)..... 2015-18.....	604
5. Greg Bunch (100)..... 1975-78.....	597
6. Ike Harmon (98)..... 1998-01.....	582
7. Tony Neal (117)..... 1982-85.....	546
8. Kyle Allman Jr. (127)..... 2015-18.....	532
9. Henry Turner (114)..... 1985-88.....	513
10. Keith Anderson (105)..... 1976-79.....	506

FIELD GOALS ATTEMPTED

1. Bobby Brown (116 games) .. 2004-07.....	1,616
2. Khalil Ahmad (117)..... 2015-18.....	1,425
3. Richard Morton (113)..... 1985-88.....	1,417
4. Leon Wood (91)..... 1982-84.....	1,366
5. Ike Harmon (98)..... 1998-01.....	1,242
6. Kyle Allman Jr. (127)..... 2015-18.....	1,225
7. Chris Dade (107)..... 1995-98.....	1,134
8. Gary Davis (121)..... 1982-85.....	1,128
9. Greg Bunch (100)..... 1975-78.....	1,124
10. Henry Turner (114)..... 1985-88.....	1,099

FIELD GOAL PERCENTAGE (min. 150 FGM)

1. Herman Webster (220-384). 1986-87.....	573
2. Steve McClellan (165-289)... 2014-15.....	571
3. Vincent Lee (377-663)..... 2019-24.....	569
4. Calvin Roberts (341-625) 1979-80.....	546
5. Ozell Jones (263-487)..... 1983-84.....	540
6. Jackson Rowe (481-899)..... 2016-19.....	535
7. Agee Ward (433-814)..... 1990-92.....	532
8. Greg Bunch (597-1124)..... 1975-78.....	531
9. Kerry Davis (180-345)..... 1976-77.....	522

10. Sean Williams (224-433)..... 1992-93.....	517
---	-----

3-POINT FIELD GOALS MADE

1. Bobby Brown (116 games) .. 2004-07.....	307
2. Josh Akognon (64)..... 2008-09.....	252
3. Chris Dade (107)..... 1995-98.....	191
4. Chris St. Clair (109)..... 1996-98.....	185
5. Khalil Ahmad (117)..... 2015-18.....	177
6. Tre' Coggins (59)..... 2015-17.....	164
7. Marcus Crenshaw (62)..... 2007-08.....	151
8. Devon Peltier (62)..... 2010-11.....	148
9. Mark Hill (58)..... 1989-90.....	145
10. Alex Harris (87)..... 2013-15.....	140
Frank Robinson (88)..... 2006-08.....	140
Richard Morton (113)..... 1985-88.....	140

3-POINT FIELD GOALS ATTEMPTED

1. Bobby Brown (116 games) .. 2004-07.....	814
2. Josh Akognon (64)..... 2008-09.....	661
3. Chris Dade (107)..... 1995-98.....	541
4. Khalil Ahmad (117)..... 2015-18.....	553
5. Chris St. Clair (109)..... 1994-98.....	511
6. Tre' Coggins (59)..... 2015-17.....	460
7. Alex Harris (87)..... 2013-15.....	446
8. Frank Robinson (88)..... 2006-08.....	391
9. Mark Hill (58)..... 1989-90.....	366
10. Marcus Crenshaw (62)..... 2007-08.....	365

3-POINT PERCENTAGE (min. 100 3PM)

1. D.J. Seeley (129-305)..... 2012-13.....	423
2. Marcus Crenshaw (151-365).2007-08.....	414
3. Devon Peltier (148-358)..... 2010-11.....	413
4. Richard Morton (140-348) ... 1985-88.....	402
5. Grayson Carper (100-252)... 2022-24.....	397
6. Mark Hill (145-366)..... 1989-90.....	396
7. Isiah Umipig (119-307)..... 2011-12.....	388
8. Kwame Vaughn (109-285) ... 2012-13.....	382
9. Josh Akognon (252-661)..... 2008-09.....	381
10. Joe Small (130-343)..... 1991-92.....	379
11. Bobby Brown (307-814)..... 2004-07.....	377

FREE THROWS MADE

1. Leon Wood (91 games)..... 1982-84.....	540
2. Kyle Allman, Jr. (127)..... 2015-18.....	489
3. Chris Dade (107)..... 1995-98.....	379
4. Khalil Ahmad (117)..... 2015-18.....	383
5. Pape Sow (72)..... 2002-04.....	353
6. Ike Harmon (98)..... 1998-01.....	344
Bruce Bowen (101)..... 1990-93.....	344
8. Greg Bunch (100)..... 1975-78.....	295
9. Kwame Vaughn (63)..... 2012-13.....	291
10. Jackson Rowe (109)..... 2016-19.....	286

FREE THROWS ATTEMPTED

1. Kyle Allman, Jr. (127)..... 2015-18.....	670
2. Leon Wood (91)..... 1982-84.....	666
3. Pape Sow (72)..... 2002-04.....	529
4. Ike Harmon (98)..... 1998-01.....	525
5. Chris Dade (107)..... 1995-98.....	505

6. Bruce Bowen (101)..... 1990-93.....	495
7. Khalil Ahmad (117)..... 2015-18.....	481
8. Tony Neal (117)..... 1982-85.....	439
9. Greg Bunch (100)..... 1975-78.....	422
10. Henry Turner (114)..... 1985-88.....	413

FREE THROW PERCENTAGE (min. 80 FTM)

1. Josh Akognon (239-267)..... 2008-09.....	895
2. Devon Peltier (128-147)..... 2010-11.....	871
3. Joe Small (209-247)..... 1991-92.....	846
4. Tre' Coggins (169-200)..... 2015-17.....	845
5. Kwame Vaughn (291-346) ... 2012-13.....	841
6. Leon Wood (540-666)..... 1982-84.....	811
7. Richard Morton (281-347) ... 1985-88.....	810
8. Mark Murphy (90-112)..... 1999-00.....	804
9. Anthony Bolton (134-168)... 2003-04.....	798
10. Josh Gentry (113-142)..... 2014-15.....	796
Khalil Ahmad (383-481)..... 2015-18.....	796

REBOUNDS

1. Tony Neal (117 games)..... 1982-85.....	1,115
2. Jackson Rowe (111)..... 2016-19.....	811
3. Greg Bunch (100)..... 1975-78.....	785
4. Ike Harmon (98)..... 1998-01.....	662
5. Pape Sow (72)..... 2002-04.....	654
6. Henry Turner (114)..... 1985-88.....	630
7. Cedric Ceballos (58)..... 1989-90.....	618
8. Vincent Lee (135)..... 2019-24.....	597
9. Agee Ward (83)..... 1990-92.....	563
10. Bruce Bowen (101)..... 1990-93.....	559

REBOUNDING AVERAGE

1. Cedric Ceballos (58 games). 1988-91.....	10.7
2. Tony Neal (117)..... 1982-85.....	9.5
3. Calvin Roberts (53)..... 1979-80.....	9.4
4. Omondi Amoke (30)..... 2012.....	9.1
Pape Sow (72)..... 2002-04.....	9.1
6. Scott Cutley (56)..... 2007-08.....	8.4
7. EJ Anosike (32)..... 2021-22.....	8.3
8. Jamaal Brown (56)..... 2005-06.....	8.0
9. Winston Peterson (51)..... 1994-95.....	7.9
Greg Bunch (100)..... 1975-78.....	7.9

ASSISTS

1. Leon Wood (91)..... 1982-84.....	744
2. Wayne Williams (86)..... 1989-91.....	537
3. Bobby Brown (116)..... 2004-07.....	516
4. Austen Awosika (129)..... 2016-19.....	394
5. Keith Anderson (105)..... 1976-79.....	393
6. Eugene Jackson (115)..... 1985-88.....	351
6. Aaron Sunderland (54)..... 1992-93.....	339
7. Chris St. Clair (109)..... 1994-98.....	321
8. Kenroy Jarrett (106)..... 1996, 98-00.....	298
9. Jacques Streeter (63)..... 2009-10.....	289
10. Richard Morton (113)..... 1985-88.....	267

BLOCKED SHOTS

1. Tony Neal (117 games)..... 1982-85.....	115
2. Jackson Rowe (111)..... 2016-19.....	113

INDIVIDUAL CAREER RECORDS

3. Sean Williams (52)	1992-93.....	107
4. Henry Turner (114)	1985-88.....	100
5. Derek Jones (58).....	1987, 1989	95
6. Ike Harmon (98).....	1998-01.....	84
7. Richard Morton (113)	1985-88.....	73
8. Bruce Bowen (101)	1990-93.....	71
9. Justin Burns (88).....	2005-07.....	70
10. Davon Clare (126)	2016-19.....	62

STEALS

1. Tony Neal (117 games)	1982-85.....	265
2. Chris Dade (107).....	1995-98.....	162
3. Bobby Brown (116)	2004-07.....	152
4. Wayne Williams (86).....	1989-91.....	144
5. Khalil Ahmad (117).....	2015-18.....	142
6. Leon Wood (91)	1982-84.....	141
Austen Awosika (129).....	2016-19.....	141
8. Richard Morton (113)	1985-88.....	135
9. Bruce Bowen (101)	1990-93.....	133
10. Chris St. Clair (109)	1994-98.....	132

GAMES PLAYED

1. Vincent Lee	2019-24.....	135
2. Austen Awosika.....	2016-19.....	129
3. Kyle Allman, Jr.....	2015-18.....	127
4. Davon Clare	2016-19.....	126
5. Tory San Antonio	2019-24.....	124
6. Gary Davis	1982-85.....	121
7. Tony Neal	1982-85.....	117
Khalil Ahmad.....	2015-18.....	117
9. Bobby Brown	2004-07.....	116
10. Eugene Jackson.....	1985-88.....	115

MINUTES PLAYED

1. Tony Neal (117 games)	1982-85.....	4,086
2. Bobby Brown (116)	2004-07.....	3,967
3. Kyle Allman, Jr. (127)	2015-18.....	3,690
4. Austen Awosika (129).....	2016-19.....	3,595
6. Leon Wood (91)	1982-84.....	3,509
6. Khalil Ahmad (117).....	2015-18.....	3,467
7. Richard Morton (113)	1985-88.....	3,432
8. Jackson Rowe (111)	2016-19.....	3,386
9. Gary Davis (121).....	1982-85.....	3,375
10. Chris Dade (107).....	1995-98.....	3,198

MINUTES PER GAME

1. Leon Wood (91 games).....	1982-84.....	38.6
2. Dave Wear (26).....	1981-81.....	37.6
3. Joe Small (55).....	1991-92.....	35.7
4. Aaron Sunderland (54)	1992-93.....	35.6
5. Ralph Holmes (51).....	2003, 2005	35.5
Cedric Ceballos (58)	1989-90.....	35.5
7. Wayne Williams (86).....	1989-91.....	35.4
8. Tony Neal (117).....	1982-85.....	34.9
9. Mark Hill (58)	1989-90.....	34.5
10. Bobby Brown (116)	2004-07.....	34.2

EDITOR'S NOTES: All records include Cal State Fullerton's Division I seasons only beginning with the 1974-75 season... active players in bold italics



Bobby Brown



INDIVIDUAL SINGLE-SEASON RECORDS

POINTS

1. Josh Akognon (32 games).....2008-09.....	764
2. Leon Wood (30).....1983-84.....	719
3. Cedric Ceballos (29).....1989-90.....	669
4. Josh Akognon (32).....2007-08.....	647
5. Richard Morton (29).....1987-88.....	639
6. Leon Wood (32).....1981-82.....	631
7. Kyle Allman, Jr. (32).....2017-18.....	623
8. Khalil Ahmad (33).....2018-19.....	619
9. Cedric Ceballos (29).....1988-89.....	615
10. Joe Small (28).....1990-91.....	610

SCORING AVERAGE

1. Leon Wood (30 games).....1983-84.....	24.0
2. Josh Akognon (32).....2008-09.....	23.9
3. Cedric Ceballos (29).....1989-90.....	23.1
4. Richard Morton (29).....1987-88.....	22.0
5. Joe Small (28).....1990-91.....	21.8
6. Cedric Ceballos (29).....1988-89.....	21.2
7. Bobby Brown (27).....2006-07.....	20.222
8. Josh Akognon (32).....2007-08.....	20.218
9. Leon Wood (32).....1981-82.....	19.7
10. Kyle Allman, Jr. (32).....2017-18.....	19.5

FIELD GOALS MADE

1. Leon Wood (30 games).....1983-84.....	254
2. Josh Akognon (32).....2008-09.....	248
3. Cedric Ceballos (29).....1989-90.....	247
4. Cedric Ceballos (29).....1988-89.....	241
5. Richard Morton (29).....1987-88.....	225
6. Leon Wood (32).....1981-82.....	222
7. Agee Ward (27).....1991-92.....	213
8. Josh Akognon (32).....2007-08.....	212
9. Richard Morton (30).....1986-87.....	208
10. Khalil Ahmad (34).....2018-19.....	207

FIELD GOALS ATTEMPTED

1. Josh Akognon (32 games).....2008-09.....	618
2. Cedric Ceballos (29).....1988-89.....	545
3. Leon Wood (30).....1983-84.....	540
4. Richard Morton (29).....1987-88.....	512
5. Cedric Ceballos (29).....1989-90.....	509
6. Khalil Ahmad (34).....2018-19.....	475
7. Josh Akognon (32).....2007-08.....	472
8. Richard Morton (30).....1986-87.....	471
9. Bobby Brown (32).....2004-05.....	466
10. Joe Small (28).....1990-91.....	459

FIELD GOAL PERCENTAGE (min. 100 FGM)

1. Herman Webster (111-187).....1985-86.....	.594
2. Jackson Rowe (136-234).....2017-18.....	.581
3. Vincent Lee (102-179).....2022-23.....	.570
4. Agee Ward (213-379).....1991-92.....	.562
5. Orane Chin (121-217).....2011-12.....	.558
6. Tony Neal (131-235).....1983-84.....	.557
7. Herman Webster (109-197).....1986-87.....	.553
8. Ozell Jones (129-234).....1983-84.....	.551
9. Calvin Roberts (172-314).....1979-80.....	.548
10. John Williams (111-203).....1996-97.....	.547

3-POINT FIELD GOALS MADE

1. Josh Akognon (32 games).....2008-09.....	136
2. Josh Akognon (32).....2007-08.....	116
3. Don Leary (27).....1992-93.....	89
Tre' Coggins (30).....2016-17.....	89
4. Bobby Brown (32).....2004-05.....	85
5. Marcus Crenshaw (30).....2006-07.....	83
6. Isiah Umipig (30).....2011-12.....	80
Bobby Brown (27).....2006-07.....	80
8. Devon Peltier (31).....2009-10.....	76
9. Joe Small (28).....1990-91.....	75
Mark Hill (29).....1988-89.....	75
Tre' Coggins (28).....2015-16.....	75

3-POINT FIELD GOALS ATTEMPTED

1. Josh Akognon (32 games).....2008-09.....	366
2. Josh Akognon (32).....2007-08.....	295
3. Tre' Coggins (30).....2016-17.....	250
4. Bobby Brown (32).....2004-05.....	244
5. Bobby Brown (27).....2006-07.....	206
6. Tre' Coggins (28).....2015-16.....	205
7. Isiah Umipig (30).....2011-12.....	204
8. Don Leary (27).....1992-93.....	201
9. Marcus Crenshaw (30).....2006-07.....	200
10. Michael Williams (31).....2013-14.....	198

3-POINT PERCENTAGE (min. 50 3PM)

1. Sammy Yeager (66-148).....2012-13.....	.446
2. Don Leary (89-201).....1992-93.....	.443
3. D.J. Seeley (66-152).....2011-12.....	.434
4. Lanerryl Johnson (58-135).....2014-15.....	.430
5. Devon Peltier (76-181).....2009-10.....	.420
6. Mark Hill (75-180).....1988-89.....	.417
7. Marcus Crenshaw (83-200).....2006-07.....	.415
8. Marcus Crenshaw (68-165).....2007-08.....	.412
9. D.J. Seeley (63-153).....2012-13.....	.411
10. Devon Peltier (72-177).....2010-11.....	.407

FREE THROWS MADE

1. Leon Wood (30 games).....1983-84.....	211
2. Leon Wood (32).....1981-82.....	187
3. Kyle Allman, Jr. (32).....2017-18.....	182
4. Kwame Vaughn (32).....2012-13.....	180
5. Pape Sow (28).....2003-04.....	156
6. Khalil Ahmad (34).....2018-19.....	149
7. Cedric Ceballos (29).....1989-90.....	144
Kyle Allman, Jr. (33).....2018-19.....	144
9. Leon Wood (29).....1982-83.....	142
10. EJ Anosike (31).....2021-22.....	134

FREE THROWS ATTEMPTED

1. Leon Wood (30 games).....1983-84.....	257
2. Kyle Allman, Jr. (32).....2017-18.....	244
3. Pape Sow (28).....2003-04.....	231
4. Leon Wood (32).....1981-82.....	229
5. Kwame Vaughn (32).....2012-13.....	215
Cedric Ceballos (29).....1989-90.....	215
7. Bruce Bowen (27).....1992-93.....	201
8. Kyle Allman, Jr. (33).....2018-19.....	192
9. Winston Peterson (25).....1994-95.....	185
10. Khalil Ahmad (34).....2018-19.....	183

FREE THROW PERCENTAGE (min. 80 FTA)

1. Josh Akognon (107-119).....2007-08.....	.8992
2. Devon Peltier (89-99).....2010-11.....	.8990
3. Josh Akognon (132-148).....2008-09.....	.892
4. Tre' Coggins (87-102).....2015-16.....	.853
5. Kwame Vaughn (111-131).....2011-12.....	.847
6. Lanerryl Johnson (75-89).....2014-15.....	.843
7. Richard Morton (123-146).....1987-88.....	.842
8. Kwame Vaughn (180-215).....2012-13.....	.837
Tre' Coggins (82-98).....2016-17.....	.837
9. Joe Small (131-158).....1990-91.....	.829
Khalil Ahmad (87-105).....2017-18.....	.829

REBOUNDS

1. Cedric Ceballos (29 games) ..1989-90.....	362
2. Tony Neal (29).....1984-85.....	326
3. Tony Neal (29).....1982-83.....	289
4. Omondi Amoke (30).....2011-12.....	273
5. Pape Sow (28).....2003-04.....	272
Ozell Jones (29).....1983-84.....	272
7. Tony Neal (31).....1981-82.....	264
8. Jackson Rowe (33).....2018-19.....	261
9. EJ Anosike.....2021-22.....	257
9. Cedric Ceballos (29).....1988-89.....	256

REBOUNDING AVERAGE

1. Cedric Ceballos (29).....1989-90.....	12.5
2. Tony Neal (29).....1984-85.....	11.2
3. Tony Neal (29).....1982-83.....	10.2
4. Pape Sow (28).....2003-04.....	9.7
5. Scott Cutley (26).....2006-07.....	9.5
Calvin Roberts (26).....1979-80.....	9.5
7. Ozell Jones (29).....1983-84.....	9.4
8. Calvin Roberts (27).....1978-79.....	9.2
9. Omondi Amoke (30).....2011-12.....	9.1
10. Pape Sow (18).....2002-03.....	8.8

ASSISTS

1. Leon Wood.....1982-83.....	319
2. Leon Wood.....1981-82.....	237
3. Wayne Williams.....1989-90.....	209
4. Mike Linden.....1977-78.....	204
5. Leon Wood.....1983-84.....	188
6. Aaron Sunderland.....1991-92.....	182
7. Wayne Williams.....1990-91.....	178
8. Aaron Sunderland.....1992-93.....	157
9. Perry Webster.....2010-11.....	155
10. Wayne Williams.....1988-89.....	150

BLOCKED SHOTS

1. Henry Turner.....1986-87.....	69
2. Sean Williams.....1992-93.....	66
3. Richard Morton.....1986-87.....	58
4. Derek Jones.....1988-89.....	56
5. Alexander Hamilton.....1986-87.....	55
6. Herman Webster.....1986-87.....	45
7. Papa Guisse.....2008-09.....	42
Eugene Jackson.....1986-87.....	42
9. Sean Williams.....1991-92.....	41
10. Tony Neal.....1983-84.....	40
Calvin Roberts.....1978-79.....	40

STEALS

1. Tony Neal.....	1983-84.....	74
2. Tony Neal.....	1984-85.....	68
3. Mark Murphy.....	1999-00.....	62
Tony Neal.....	1982-83.....	62
5. Leon Wood.....	1982-83.....	61
Tony Neal.....	1981-82.....	61
Damari Milstead.....	2021-22.....	61
7. Chris Dade.....	1997-98.....	57
Lionheart Leslie.....	2016-17.....	57
8. D.J. Seeley.....	2012-13.....	56
9. Alex Harris.....	2012-13.....	55
Wayne Williams.....	1989-90.....	55
Khalil Ahmad.....	2018-19.....	55

GAMES PLAYED

1. Khalil Ahmad.....	2018-19.....	34
Austen Awosika, Jamal Smith, Johnny Wang, Davon Clare.....		34
6. Kyle Allman, Jr.....	2018-19.....	33
Jackson Rowe.....	2018-19.....	33
Wayne Arnold.....	2018-19.....	33
Ray Reed.....	2007-08.....	33

Marcus Morgan.....	2007-08.....	33
Jalen Harris.....	2022-23.....	33

MINUTES PLAYED

1. Leon Wood.....	1981-82.....	1,263
2. Leon Wood.....	1983-84.....	1,170
3. Kyle Allman, Jr.....	2018-19.....	1,162
4. Bobby Brown.....	2004-05.....	1,149
5. Josh Akognon.....	2008-09.....	1,140
6. Tony Neal.....	1981-82.....	1,131
7. Kwame Vaughn.....	2012-13.....	1,116
8. Austen Awosika.....	2016-19.....	1,104
9. Richard Morton.....	1987-88.....	1,102
10. Jacques Streeter.....	2009-10.....	1,081
Kevin Henderson.....	1984-85.....	1,081

MINUTES PER GAME

1. Leon Wood (32 games).....	1981-82.....	39.5
2. Leon Wood (30).....	1983-84.....	39.0
3. Richard Morton (29).....	1987-88.....	38.0
4. Joe Small (28).....	1990-91.....	37.7
5. Wayne Williams (28).....	1990-91.....	37.6

Dave Wear (26).....	1980-81.....	37.6
7. Tony Neal (29).....	1984-85.....	37.2
8. Leon Wood (29).....	1982-83.....	37.1
9. Cedric Ceballos (29).....	1989-90.....	36.9
10. Michael Anderson (27).....	1980-81.....	36.8

EDITOR'S NOTES: All records include Cal State Fullerton's Division I seasons only beginning with the 1974-75 season... active players in bold italics



TEAM SINGLE-GAME RECORDS

SINGLE-GAME

Most Points Scored	128 vs. Chapman University (01.08.72)
Most Points vs. Division I Opponent.....	117 vs. U.S. International (12.11.85)
Most Points Scored (Half)	72 vs. U.S. International (12.11.85)
Most Points in a Loss	100 at Eastern Washington (L, 110-100) (11.27.06)
.....	100 at Cal Poly (L, 101-100) (01.30.20)
Most Points (Combined) 225 (W, 113-112 at Cal State Northridge - 3ot) (02.13.10)	
Most Points Allowed.....	120 at UCLA (L, 120-91) (12.13.97)
Fewest Points Scored	30 vs. Fresno State (L, 51-30) (02.11.81)
Fewest Points Scored (1st Half).....	9 at UC Santa Barbara (01.31.04)
Fewest Points Scored (2nd Half)	12 at Oregon State (11.17.01)
Fewest Points Allowed.....	28 vs. Caltech (W, 77-28) (11.11.16)
Largest Winning Margin.....	53 vs. Cal Baptist (W, 106-53) (11.10.18)
Largest Winning Margin (Conf. Game).....	40 vs. UC Riverside (W, 98-58) (01.13.07)
Largest Winning Margin (Road Game).....	32 at UC Irvine (01.25.97)
.....	32 at CSU Bakersfield (01.03.76)
Largest Losing Margin	59 vs. U.S. International (L, 91-32) (1964-65)
Largest Losing Margin (Division I Opponent)	50 at Utah (L, 108-58) (12.27.95)
Largest Losing Margin (Conf. Game)	34 at Pacific (L, 82-48) (01.26.02)
Most Field Goals Made	49 vs. Chapman University (01.08.72)
.....	49 vs. U.S. International (12.11.85)
Fewest Field Goals Made	10 vs. Jacksonville State (11.25.16)
Most Field Goals Attempted.....	104 vs. Loyola Marymount (12.18.71)
Fewest Field Goals Attempted.....	39 vs. Jacksonville State (11.25.16)
Best FG Percentage.....	.682 (30-of-44) vs. McNeese State (11.25.83)
.....	.682 (30-of-44) vs. Utah State (02.03.90)
Best FG Percentage (Single Half)800 (20-of-25) vs. Hawaii (11.27.83)
Worst FG Percentage.....	.231 (12-for-52) at UC Santa Barbara (01.31.04)
Worst FG Percentage (Single Half).....	.086 (2-of-23) vs. San Jose State (02.21.81)
Best FG Percentage (Opponent) ..	.727 (32-for-44) vs. Long Beach State (01.05.89)
Worst FG Percentage (Opponent)253 (19-for-75) vs. Patten College (12.21.99)
Worst FG Percentage (Division I Opponent).....	.271 (16-for-59) at UC Riverside (01.04.08)
Most 3-Pointers Made.....	17 (of 26) vs. UC Santa Barbara (02.04.12)
Most 3-Point Attempts	33 vs. Cal Poly (02.24.07)
.....	33 vs. Cal State Northridge (01.04.07)
Best 3-Point Percentage.....	.778 (7-for-9) vs. Boise State (03.06.98)
.....	.714 (10-for-14) vs. UC Irvine (01.13.96)
Most Free Throws Made	44 at Cal State Northridge (02.13.10)
Fewest Free Throws Made	2 vs. Seattle (01.03.15)
Most Free Throws Attempted	61 at Cal State Northridge (02.13.10)
Fewest Free Throws Attempted	3 vs. Seattle (01.03.15)
Best Free Throw Percentage	1.000 (12-for-12) vs. Pacific (12.04.22)
.....	1.000 (13-for-13) vs. UC Davis (01.27.2022)
.....	1.000 (12-for-12) vs. Montana State (02.18.12)
.....	1.000 (12-for-12) vs. Pepperdine (12.12.91)
.....	1.000 (11-for-11) vs. San Jose State (02.18.82)
Most Rebounds	71 vs. Bethesda University (12.30.16)
Fewest Rebounds	18 vs Long Beach (03.12.22)
Most Assists	33 vs. Portland State (12.13.78)
Most Turnovers.....	32 at Portland (12.19.98)
Most Blocks.....	11 vs. Lewis-Clark State (11.25.97)
.....	11 vs. Saint Mary's (12.04.92)
Most Steals.....	27 vs. Lamar (11.24.89)
Most Fouls.....	36 vs. Utah State (OT) (01.22.87)
.....	36 at Arizona State (2OT) (11.06.18)



Cedric Ceballos


SINGLE-SEASON AND INDIVIDUAL GAME RECORDS

SINGLE-SEASON

Most Games Played	34 (2018-19)
Most Victories	24 (1961-62 & 2007-08)
Fewest Victories	1 (1964-65)
Fewest Victories (Division I)	4 (1980-81)
Most Losses	25 (1964-65)
Fewest Losses	7 (1961-62 & 1962-63)
Fewest Losses (Division I)	8 (1982-83)
Most Home Victories	13 (13-0 in 1982-83 & 13-1 in 2011-12)
Most Road Victories	9 (9-7 in 2004-05 & 9-5 in 2007-08)
Most Points Scored	2,700 (2007-08)
Fewest Points Scored	1,657 (2000-01)
Most Points Allowed.....	2,398 (2007-08)
Fewest Points Allowed.....	1,591 (1975-76)
Highest Scoring Average.....	82.1 (2006-07)
Lowest Scoring Average	59.2 (2000-01)
Highest Scoring Average (opponent)	82.1 (1990-91)
Lowest Scoring Average (opponent)	63.531 (1981-82)
Most Field Goals Made	974 (2007-08)
Most Field Goals Attempted.....	2,078 (1961-62)
Highest Field Goal Percentage497 (791-1590) (1976-77)
Most 3-Point Field Goals Made.....	285 (2007-08)
Most 3-Point Field Goals Attempted	753 (2008-09)
Highest 3-Point Field Goal Percentage.....	.436 (44-for-101) (1984-85)
Most Free Throws Made.....	568 (1980-81)
Most Free Throws Attempted	842 (1960-61)
Highest Free Throw Percentage.....	.758 (475-for-627) (2012-13)
Most Rebounds	1,269 (1977-78)
Fewest Rebounds	738 (1972-73)
Highest Rebounding Average	43.8 (1975-76)
Lowest Rebounding Average.....	28.4 (1975-76)
Most Rebounds (opponent)	1,210 (2008-09)
Fewest Rebounds (opponent)	819 (1987-88)
Highest Rebounding Average (opponent)	41.4 (1974-75)
Lowest Rebounding Average (opponent).....	28.2 (1987-88)
Most Fouls.....	725 (1985-86)
Most Disqualifications	33 (1980-81)
Most Assists	566 (1977-78)
Fewest Assists	284 (2023-24)
Most Blocked Shots	127 (1988-89)
Fewest Blocked Shots	40 (1978-79)
Most Steals.....	296 (2007-08)
Fewest Steals.....	145 (2013-14)
Most Turnovers.....	514 (1978-79)
Fewest Turnovers.....	357 (1986-87)

TEAM STREAKS - OVERALL

Longest Winning Streak.....	10 (1970-71)
-----------------------------	--------------



Steve Shaw

Consecutive Home Victories.....	26 (01.23.82 to 01.21.84)
Longest Losing Streak.....	16 (1964-65)

INDIVIDUAL GAME RECORDS

Points	47 by Bobby Brown vs. Bethune-Cookman (12.16.06)
Field Goals Made	21 by Jon Brettman vs. Luke Air Force Base (12.12.60)
Field Goals Made (Div. I)	17 by Bobby Brown vs. Bethune-Cookman (12.16.06)
Field Goals Attempted.....	34 by Leon Wood vs. Fresno State (02.09.84)
Best Field Goal Pct.....	1.000 (10-for-10) by Jackson Rowe vs. Harvard (11.26.17)
.....	1.000 (10-for-10) by Tom Morgan vs. Utah State (01.31.80)
3-Pointers Made.....	11 by Bobby Brown vs. Bethune-Cookman (12.16.06)
3-Pointers Att.	19 by Josh Akognon at New Mexico State (02.21.09)
3-Point Field Goal Pct.....	1.000 (6-for-6) by D.J. Seeley at UC Irvine (01.21.12)
Free Throws Made	17 by Tre' Coggins vs. CSUN (01.09.16)
.....	17 by Leon Wood vs. Texas-Arlington (12.19.81)
Free Throws Attempted	23 by Leon Wood vs. Texas-Arlington (12.19.81)
Free Throw Pct.	1.000 (17-17) by Tre' Coggins vs. CSUN (01.09.16)
.....	1.000 (15-for-15) by Josh Akognon vs. CSU Bakersfield (12.13.08)
.....	1.000 (14-for-14) by Khalil Ahmad at Utah Valley (12.30.17)
.....	1.000 (14-of-14) by Kevin Henderson vs. Texas Tech (12.05.85)
.....	1.000 (13-of-13) by Leon Wood vs. Pacific (03.03.82)
.....	1.000 (12-for-12) by Kwame Vaughn (12.29.12)
.....	1.000 (11-for-11) by Kwame Vaughn vs. Green Bay (11.18.12)
.....	1.000 (11-for-11) by Gerard Anderson vs. UC Davis (03.06.10)
.....	1.000 (11-of-11) by Cedric Ceballos vs. UNLV (03.09.90)
.....	1.000 (10-for-10) by Kwame Vaughn vs. UC Santa Barbara (02.04.12)
.....	1.000 (10-for-10) by Orane Chin vs. CSU Bakersfield (11.27.10)
Rebounds	27 by Kerry Davis vs. Central Michigan (12.15.75)
Assists	21 by Leon Wood vs. UC Santa Barbara (03.03.83)
.....	21 by Leon Wood vs. Long Beach State (01.08.83)
Blocked Shots	8 by Babacar Camara vs. UC Riverside (02.09.02)
.....	8 by Steve Shaw vs. Long Beach State (03.04.78)
Steals.....	9 by Cedric Ceballos vs. San Jose State (01.19.89)

TOP DIVISION I SINGLE-GAME PERFORMANCES

MOST POINTS

PTS	Player	Opponent	Date	Result
47	Bobby Brown	Bethune-Cookman	12.16.06	W, 94-65
41	Tre' Coggins	Cal State Northridge	01.09.16	L, 85-75
41	Josh Akognon	CSU Bakersfield	12.13.08	W, 87-64
41	Josh Akognon	at Hawai'i	11.16.08	W, 90-76
40	Kyle Allman, Jr.	at Hawai'i	01.27.18	W, 69-66
40	Khalil Ahmad	vs. Monmouth	11.19.18	W, 87-63
38	Kyle Allman, Jr.	at Hofstra	11.21.18	L, 80-71
38	Richard Morton	UC Irvine	01.07.88	L, 81-73
37	D.J. Seeley	at Cal State Northridge	01.05.13	W, 105-86
37	Kwame Vaughn	UC Santa Barbara	02.04.12	W, 99-86
37	Josh Akognon	vs. UC Riverside	03.11.09	W, 59-46
36	Bobby Brown	Long Beach State	02.14.07	L, 94-84
36	Jamaal Brown	at San Francisco	12.10.05	L, 93-91 (ot)
36	Pape Sow	at Sacramento State	12.06.01	L, 85-79
36	Leon Wood	UC Irvine	01.06.83	W, 86-76
36	Leon Wood	Pacific	02.11.82	W, 82-65
35	Kyle Allman, Jr.	at Arizona State	11.06.18	L, 102-94 (2ot)
35	Scott Cutley	UC Davis	01.25.07	W, 84-77
35	Agee Ward	at Portland	12.14.91	W, 98-94
35	Richard Morton	at California	03.13.87	L, 72-68 (ot)
35	Leon Wood	at UC Irvine	03.03.84	L, 72-69
35	Leon Wood	McNeese State	11.25.83	W, 78-66
34	Khalil Ahmad	Utah Valley	12.09.17	W, 91-83
34	Kyle Allman, Jr.	Georgia	11.23.17	L, 64-57
34	Tre' Coggins	at Cal Poly	01.12.17	W, 87-74
34	Cedric Ceballos	UNLV	03.03.90	L, 103-85
34	Cedric Ceballos	West Texas State	11.29.89	W, 89-74
34	Richard Morton	at New Orleans	12.12.87	L, 80-57
34	Leon Wood	at Hawaii	11.27.83	W, 90-60
33	11 times: Last -- EJ Anosike vs. CSUN		01.14.22	(W, 79-64)
32	10 times: Last -- Devon Peltier at Idaho State,		02.19.11	(L, 84-79)
31	25 times: Last -- Khalil Ahmad at Arizona State		11.06.8	(L, 102-94 2ot)
30	20 times: Last -- DJ Brewton vs UCSB		3/2/24	(W, 79-70)

MOST POINTS BY AN OPPONENT

PTS	Player	Opponent	Date	Result
42	Rich Anema	Pacific	02.27.86	L, 85-77 (ot)
39	Lamine Diane	CSUN	01.30.19	W, 78-71
39	Mike Efevberha	at Cal State Northridge	01.07.06	W, 83-78
39	Alphonso Ford	Mississippi Valley State	12.15.90	W, 109-100
39	Matt Waldron	at Pacific	02.04.82	W, 75-65
39	Kevin Magee	at UC Irvine	01.15.81	L, 99-84
37	Justin Wright-Foreman	at Hofstra	11.21.18	L, 80-71
37	David Dees	at Louisiana	11.24.06	W, 91-89 (ot)
36	Chris Patton	at UC Riverside	02.09.13	W, 79-67
36	Raymond Tutt	at UC Santa Barbara	01.16.97	L, 83-76
35	Kyle Austin	UC Riverside	02.06.10	L, 76-59
35	Alex Harris	UC Santa Barbara	02.22.07	W, 79-73



Bobby Brown



Josh Akognon



Richard Morton



DJ Seeley




Kwame Vaughn



Tony Neal



Omondi Amoke



Cedric Ceballos

35	Royce Parran	vs. Chicago State	12.09.05	W, 88-80
35	Andre Morgan	at Hawaii	11.22.85	L, 79-76

REBOUNDING

RBS	Player	Opponent	Date	Result
27	Kerry Davis	Central Michigan	12.15.75	W, 75-42
22	Tony Neal	Cal Poly Pomona	12.03.83	W, 95-51
21	Omondi Amoke	vs. UC Irvine	03.08.12	L, 65-59
21	Cedric Ceballos	UC Santa Barbara	02.15.90	L, 75-70
21	Cedric Ceballos	at UNLV	01.03.90	L, 94-66
21	Tony Neal	Chapman	12.01.82	W, 92-75
20	EJ Anosike	UC Davis	03.10.22	W, 73-55
20	Cedric Ceballos	San Jose State	01.19.89	W, 82-60
20	Tony Neal	UNLV	01.28.84	L, 82-75 (ot)
19	Henry Turner	U.S. International	12.11.85	W, 117-94
19	Tony Neal	Portland	12.10.84	L, 54-53
19	Ozell Jones	New Mexico State	03.01.84	L, 82-81

MOST REBOUNDS BY AN OPPONENT

RBS	Player	Opponent	Date	Result
22	Aboubacar Traore	vs Long Beach State	12/28/23	L, 81-71
21	Eric McArthur	at UC Santa Barbara	01.29.90	L, 72-64 (ot)
20	Sidney Green	at UNLV	01.22.83	L, 76-71
19	Mike Antoine	at Loyola Marymount	12.09.80	L, 90-85
18	Desmond Simmons	at Washington	12.02.12	L, 74-72
18	Kawhi Leonard	at San Diego State	12.09.09	L, 82-68
18	Richard Stirgus	at Nevada	01.15.00	L, 77-60
18	Kevin Cutler	Long Beach State	01.22.91	L, 94-76
17	7 times: Last -- Lassina Traore vs LBSU		12/28/23	L, 81-71

ED. NOTES: Records are as complete as possible beginning with the 1980-81 season as full-season records and box scores are incomplete prior to that year



Tony Neal



Pape Sow



TOP DIVISION I SINGLE-GAME PERFORMANCES

20-20 GAMES

Cedric Ceballos vs. UC Santa Barbara.....	Feb. 15, 1990	(27 points, 21 rebounds)
Cedric Ceballos vs. San Jose State.....	Jan. 19, 1989	(23 points, 20 rebounds)

TRIPLE-DOUBLES

Ralph Holmes vs. Cal State Northridge	March 5, 2005	(14 points, 13 rebounds, 10 assists)
Paul Boskovich at San Diego.....	Feb. 7, 1974	(12 points, 10 rebounds, 10 assists)

DOUBLE-DOUBLES

CAREER

Cedric Ceballos.....	1989-90	31
Tony Neal.....	1982-85	26
Leon Wood.....	1982-84	22*
Jackson Rowe.....	2016-19	21
Scott Cutley.....	2007-08	20
Jamaal Brown.....	2005-06	16
Pape Sow.....	2002-04	14
Ozell Jones.....	1983-84	14
Ralph Holmes.....	2003, 2005	13
Justin Burns.....	2005-07	11
Calvin Roberts.....	1979-80	11

SINGLE-SEASON

Cedric Ceballos.....	1989-90	22
Leon Wood.....	1982-83	15*
Scott Cutley.....	2006-07	11
Ralph Holmes.....	2004-05	11
Tony Neal.....	1982-83	11
Calvin Roberts.....	1978-79	11
Scott Cutley.....	2007-08	9
Cedric Ceballos.....	1988-89	9
Ozell Jones.....	1983-84	9
Greg Bunch.....	1977-78	9
EJ Anosike.....	2021-22	9

CONSECUTIVE DOUBLE-DOUBLES

Cedric Ceballos.....	1989-90	7
Tony Neal.....	1982-83	6
Leon Wood.....	1982-83	6*
Cedric Ceballos.....	1989-90 (twice)	5
Calvin Roberts.....	1978-79	5
Scott Cutley.....	2006-07	4
Pape Sow.....	2002-03	4

* denotes double-doubles of points-assists... all other double-doubles are points-rebounds

SCORING

CAREER 40-POINT GAMES

Josh Akognon.....	2008-09	2
Kyle Allman, Jr.....	2015-present	1
Khalil Ahmad.....	2015-present	1
Tre' Coggins.....	2015-17	1
Bobby Brown.....	2004-07	1
Jon Brettman.....	1961	1

CAREER 30-POINT GAMES

Leon Wood.....	1982-84	15
Cedric Ceballos.....	1989-90	10
Josh Akognon.....	2008-09	9
Kyle Allman, Jr.....	2015-18	7

Joe Small.....	1991-92	6
Richard Morton.....	1985-88	6
Khalil Ahmad.....	2015-18	5
D.J. Seeley.....	2012-13	4
Bobby Brown.....	2004-07	4
Jamaal Brown.....	2005-06	4
Tre' Coggins.....	2015-17	3
Agee Ward.....	1990-92	3
DJ Brewton.....	2023-24	2
Sammy Yeager.....	2013	2
Scott Cutley.....	2007-08	2
Pape Sow.....	2002-04	2
Ike Harmon.....	1998-01	2
Mark Hill.....	1989-90	2
Kevin Henderson.....	1984-86	2
Tray Maddox Jr.....	2020-21	1
Jackson Rowe.....	2016-19	1
Alex Harris.....	2013-15	1
Lanerryl Johnson.....	2015-	1
Orane Chin.....	2010-12	1
Isiah Umipig.....	2011-12	1
Kwame Vaughn.....	2012	1
Devon Peltier.....	2010-11	1
Frank Robinson.....	2006-08	1
Ryan Dillon.....	2001-02	1
Chris Dade.....	1995-98	1
Henry Turner.....	1985-88	1
Kerry Boagni.....	1985-86	1
EJ Anosike.....	2021-22	1
Max Jones.....	2022-24	1

CAREER 20-POINT GAMES

Leon Wood.....	1982-84	36
Bobby Brown.....	2004-07	34
Richard Morton.....	1985-88	30
Josh Akognon.....	2008-09	28
Ike Harmon.....	1998-01	28
Khalil Ahmad.....	2015-18	27
Cedric Ceballos.....	1989-90	24
Chris Dade.....	1995-98	23
Kyle Allman, Jr.....	2015-18	23
Tre' Coggins.....	2015-17	22
Kwame Vaughn.....	2012-13	21
D.J. Seeley.....	2012-13	20
Ralph Holmes.....	2003, 2005	20
Mark Hill.....	1989-90	19
Alex Harris.....	2013-15	18
Henry Turner.....	1985-88	18
Kevin Henderson.....	1984-86	18
Bruce Bowen.....	1990-93	17
Pape Sow.....	2002-04	16
Ricky Mixon.....	1982-83	15
Winston Peterson.....	1994-95	14
Joe Small.....	1991-92	14
Michael Williams.....	2014	12
Frank Robinson.....	2006-08	12
John Williams.....	1995-97	12
Devon Peltier.....	2010-11	11
Jacques Streeter.....	2009-10	11
Scott Cutley.....	2007-08	11
Dave Wear.....	1981	11
EJ Anosike.....	2021-22	11
Agee Ward.....	1990-92	10
Gary Davis.....	1982-85	10
Tony Neal.....	1982-85	10
DJ Brewton.....	2023-24	9

Latrell Wrightsell Jr.....	2020-23	9
Yaphett King.....	2004-05	9
Aaron Sunderland.....	1992-93	9
Jermaine Harper.....	2005-06	8
Lanerryl Johnson.....	2015	7
Chuck Overton.....	1994-96	7
Kerry Boagni.....	1985-86	7
Michael Anderson.....	1981-82	7
Tray Maddox Jr.....	2020-22	7
Max Jones.....	2022-24	6
Jackson Rowe.....	2016-19	6
Brandon Kamga.....	2019	6
Anthony Bolton.....	2003-04	6
Damari Milstead.....	2021-22	5
Lionheart Leslie.....	2015-17	5
Orane Chin.....	2010-12	5
Gerard Anderson.....	2009-10	5
Aaron Thompson.....	2009-10	5
Jamaal Brown.....	2005-06	5
Chris St. Clair.....	1994-98	5
Darren Little.....	1994	5
Don Leary.....	1993	5
Jalen Harris.....	2020-23	4
Malcolm Brooks.....	2014-15	4
Sammy Yeager.....	2013	4
Omondi Amoke.....	2012	4
Isiah Umipig.....	2011-12	4
Jer'Vaughn Johnson.....	2010-11	4
Marcus Crenshaw.....	2007-08	4
Greg Vernon.....	1991-94	4
Sean Williams.....	1992-93	4
Tory San Antonio.....	2019-24	3
Vincent Lee.....	2019-24	3
Austen Awosika.....	2016-19	3
Wayne Arnold.....	2018-20	3
Justin Burns.....	2005-07	3
Mark Murphy.....	1989-00	3
Jason Cunningham.....	1998-99	3
James French.....	1994-95	3
Wayne Williams.....	1989-91	3
Derek Jones.....	1987, 1989	3
Herman Webster.....	1986-87	3
Ozell Jones.....	1983-84	3
Dante Maddox Jr.....	2020-	2
Ray Reed.....	2007-08	2
Derick Andrew.....	2002-04	2
Brandon Campbell.....	1999-03	2
Ryan Dillon.....	2001-02	2
Kevin Richardson.....	2001-02	2
Matt Caldwell.....	1998-01	2
Josh King.....	1994	2
J.D. Green.....	1991-92	2
Marquis Horne.....	2014	1
Jared Brandon.....	2013-14	1
Chris Minardo.....	2007	1
Josh Fischer.....	1999-02	1
Kenroy Jarrett.....	1996, 1998-00	1
David Harrison.....	1995	1
Aaron Wilhite.....	1990-91	1
Van Anderson.....	1988-90	1
Dave Gilreath.....	1981-82	1
Eugene Jackson.....	1985-88	1
Lance Ball.....	1980-81	1

FRESHMAN CLASS RECORDS

POINTS

1. Khalil Ahmad	2015-16	429
2. Bobby Brown	2003-04	369
3. Tony Neal	1981-82	338
4. Jacques Streeter	2008-09	332
5. Jackson Rowe	2016-17	280
6. Chris Dade	1994-95	267
7. Kevin Heenan	1975-76	263
8. Wayne Williams	1988-89	241
9. Ryan Dillon	2000-01	235
10. Isiah Umipig	2010-11	229

SCORING AVERAGE

1. Khalil Ahmad	2015-16	14.3
2. Bobby Brown	2003-04	13.2
3. Tony Neal	1981-82	10.9
4. Kevin Heenan	1975-76	10.5
5. Jackson Rowe	2016-17	10.4
6. Jacques Streeter	2008-09	10.4
7. Greg Bunch	1974-75	10.3
8. Chris Dade	1994-95	9.9
9. Ryan Dillon	2000-01	8.7
10. Wayne Williams	1988-89	8.3

REBOUNDS

1. Tony Neal	1981-82	264
2. Jackson Rowe	2016-17	195
3. Victor Green	1980-81	131
4. Jared Brandon	2012-13	130
5. Khalil Ahmad	2015-16	128
6. Greg Bunch	1974-75	127
7. Jacques Streeter	2008-09	121
8. Matt Caldwell	1997-98	100
9. Josh King	1993-94	98
10. Mark Richardson	1995-96	96

REBOUNDING AVERAGE

1. Tony Neal	1981-82	8.5
2. Jackson Rowe	2016-17	7.2
3. Greg Bunch	1974-75	7.1
4. Victor Green	1980-81	4.9
5. Mark Richardson	1995-96	4.8
6. Khalil Ahmad	2015-16	4.4
7. Jared Brandon	2012-13	4.1
8. Jacques Streeter	2008-09	3.8
9. Josh King	1993-94	3.8
10. Matt Caldwell	1997-98	3.6

ASSISTS

1. Wayne Williams	1988-89	150
2. Jacques Streeter	2008-09	142
3. Bobby Brown	2003-04	97
4. David Gilreath	1980-81	96
5. Kevin Heenan	1975-76	66
6. Sheldon Blackwell	2013-14	61
7. Ryan Dillon	2000-01	59
8. Austen Awosika	2016-17	57
9. Eugene Jackson	1984-85	54
10. Chris Dade	1994-95	53

STEALS

1. Tony Neal	1981-82	61
2. Chris Dade	1994-95	37
3. Wayne Williams	1988-89	36
4. Jacques Streeter	2008-09	35
5. Bobby Brown	2003-04	30
6. Jared Brandon	2012-13	27
David Gilreath	1980-81	27
8. Ryan Dillon	2000-01	26
Austen Awosika	2016-17	26
10. Richard Morton	1984-85	24

BLOCKS

1. Victor Green	1980-81	31
2. Tony Neal	1981-82	29
3. Jackson Rowe	2016-17	22
4. Aaron Wilhite	1989-90	16
5. Kendrick De Luna	2023-24	13
6. Matt Caldwell	1997-98	12
7. Corey Sanders	1997-98	10
8. Josh Fischer	1998-99	9
9. Vincent Blow	1984-85	8
10. Dwight Ramos	2016-17	6
Austen Awosika	2016-17	6
Khalil Ahmad	2015-16	6
Joe Boyd	2013-14	6

FIELD GOALS MADE

1. Khalil Ahmad	2015-16	138
2. Bobby Brown	2003-04	129
Tony Neal	1981-82	129
4. Kevin Heenan	1975-76	115
5. Jacques Streeter	2008-09	110
6. Jackson Rowe	2016-17	100
7. Gary Davis	1981-82	94
8. Jared Brandon	2012-13	91
9. Victor Green	1980-81	90
10. Wayne Williams	1988-89	87

FIELD GOALS ATTEMPTED

1. Bobby Brown	2003-04	321
2. Khalil Ahmad	2015-16	317
3. Tony Neal	1981-82	255
4. Jacques Streeter	2008-09	253
5. Wayne Williams	1988-89	232
6. Gary Davis	1981-82	230
7. Kevin Heenan	1975-76	223
8. Victor Green	1980-81	219
9. Ryan Dillon	2000-01	204
10. Chris Dade	1994-95	203

 FIELD GOAL PERCENTAGE
(min. 100 FGA)

1. Jared Brandon	2012-13	.552
2. Jackson Rowe	2016-17	.546
3. Greg Bunch	1974-75	.541
4. Austen Awosika	2016-17	.531
5. Kevin Heenan	1975-76	.516
6. Tony Neal	1981-82	.506
7. Richard Morton	1984-85	.488

8. Lance Ball	1979-80	.486
9. David Gilreath	1980-81	.464
10. Matt Caldwell	1997-98	.4537

THREE-POINTERS MADE

1. Bobby Brown	2003-04	70
2. Ryan Dillon	2000-01	67
3. Jacques Streeter	2008-09	48
4. Dane Plock	1996-97	44
5. Isiah Umipig	2010-11	39
6. Chris Dade	1994-95	37
7. Khalil Ahmad	2015-16	36
8. Kenroy Jarrett	1995-96	27
9. Josh King	1993-94	24
10. Wayne Williams	1988-89	21

THREE-POINTERS ATTEMPTED

1. Ryan Dillon	2000-01	182
2. Bobby Brown	2003-04	173
3. Dane Plock	1996-97	119
4. Jacques Streeter	2008-09	114
5. Khalil Ahmad	2015-16	108
6. Chris Dade	1994-95	107
7. Isiah Umipig	2010-11	103
8. Kenroy Jarrett	1995-96	91
9. Wayne Williams	1988-89	72
10. Josh King	1993-94	70

 THREE-POINT PERCENTAGE
(min. 50 3PA)

1. Jacques Streeter	2008-09	.421
2. Bobby Brown	2003-04	.405
3. Isiah Umipig	2010-11	.379
4. Dane Plock	1996-97	.370
5. Ryan Dillon	2000-01	.368
6. Chris Dade	1994-95	.346
7. Josh King	1993-94	.343
8. Khalil Ahmad	2015-16	.333
9. Antwan Robinson	2023-24	.322
10. Kenroy Jarrett	1995-96	.297

FREE THROWS MADE

1. Khalil Ahmad	2015-16	112
2. Chris Dade	1994-95	80
Tony Neal	1981-82	80
4. Jackson Rowe	2016-17	65
5. Jacques Streeter	2008-09	64
6. Kyle Allman Jr.	2015-16	58
7. Wayne Williams	1988-89	46
8. Bobby Brown	2003-04	41
9. Josh King	1993-94	40
Greg Bunch	1974-75	40

FREE THROWS ATTEMPTED

1. Khalil Ahmad	2015-16	144
2. Tony Neal	1981-82	115
3. Chris Dade	1994-95	106
4. Jackson Rowe	2016-17	92
5. Kyle Allman Jr.	2015-16	89
6. Jacques Streeter	2008-09	84

7. Victor Green	1980-81	71
8. Wayne Williams	1988-89	64
9. Greg Bunch	1974-75	60
10. Chris Smith	2000-01	59

 FREE THROW PERCENTAGE
(min. 80 FTA)

1. Khalil Ahmad	2015-16	.778
2. Jacques Streeter	2008-09	.762
3. Chris Dade	1994-95	.755
4. Jackson Rowe	2016-17	.707
5. Tony Neal	1981-82	.696

GAMES PLAYED

1. Austen Awosika	2016-17	32
Jared Brandon	2012-13	32
Jacques Streeter	2008-09	32
Gary Davis	1981-82	32
5. Sheldon Blackwell	2013-14	31
Isiah Umipig	2010-11	31
Tony Neal	1981-82	31
8. Kendrick De Luna	2023-24	30
9. Aaron Wilhite	1989-90	29
Wayne Williams	1988-89	29

GAMES STARTED


1. Jacques Streeter	2008-09	32
2. Wayne Williams	1988-89	29
Tony Neal	1981-82	29
4. Jackson Rowe	2016-17	27
5. Chris Dade	1994-95	24
6. Ryan Dillon	2000-01	23
Victor Green	1980-81	23
8. Khalil Ahmad	2015-16	20
Sheldon Blackwell	2013-14	20
David Gilreath	1980-81	20
10. Mark Richardson	1995-96	17



Bobby Brown

DIVISION I HONOR ROLL

National Awards



Leon Wood



Cedric Ceballos



Scott Cutley

OLYMPIANS

Leon Wood..... 1984, Los Angeles (Gold)

PAN AMERICAN GAMES

Leon Wood..... 1983, Venezuela (Gold)

ALL-AMERICANS

Leon Wood*

1981-82 (Associated Press, Honorable Mention)

1983-84 (USBWA, The Sporting News, 1st Team; Associated Press, NABC & UPI, 2nd Team)

Cedric Ceballos

1988-89 (Associated Press, The Sporting News, Honorable Mention)

1989-90 (Associated Press, Honorable Mention)

Scott Cutley

2007-08 (Associated Press, Honorable Mention)

Josh Akognon

2008-09 (Associated Press, Honorable Mention)

* Wood named a Consensus Second-Team All-American as a senior

NABC ALL-DISTRICT COACH OF THE YEAR

George McQuarn..... 1982-83

Bob Burton..... 2007-08

NABC ALL-DISTRICT TEAM

Pape Sow..... 2003-04 (2nd)

Bobby Brown..... 2005-06 (2nd), 2006-07 (1st)


Josh Akognon..... 2007-08 (2nd), 2008-09 (1st)

D.J. Seeley..... 2012-13 (2nd)

Kyle Allman, Jr..... 2017-18 (2nd), 2018-19 (2nd)

USBWA ALL-DISTRICT TEAM

Bobby Brown..... 2006-07



Greg Bunch



Frank Robinson



Marcus Crenshaw

Conference Awards

BIG WEST PLAYER OF THE YEAR

Greg Bunch..... 1975-76 (co)

Scott Cutley..... 2007-08 (co)

Josh Akognon..... 2008-09

BIG WEST FRESHMAN OF THE YEAR

Tony Neal..... 1981-82

Bobby Brown..... 2003-04

Khalil Ahmad..... 2015-16

Jackson Rowe..... 2016-17

BIG WEST NEWCOMER OF THE YEAR

Andre Hardy..... 2010-11

D.J. Seeley..... 2011-12

Michael Williams..... 2013-14

Brandon Kamga..... 2019-20

E.J. Anosike..... 2021-22

BIG WEST DEFENSIVE PLAYER OF THE YEAR

Frank Robinson..... 2007-08

Tory San Antonio..... 2022-23



Ricky Mixon



Ralphy Holmes



Ike Harmon

BIG WEST SIXTH MAN OF THE YEAR

Frank Robinson..... 2005-06

Marcus Crenshaw..... 2006-07

Isiah Umipig..... 2010-11

Jalen Harris..... 2021-22

All Conference Awards

ALL-BIG WEST CONFERENCE

First Team

Greg Bunch..... 1975-76; 1976-77, 1977-78

Calvin Roberts..... 1978-79, 1979-80

Leon Wood..... 1981-82, 1982-83, 1983-84

Tony Neal..... 1984-85

Kevin Henderson..... 1984-85

Cedric Ceballos..... 1988-89, 1989-90

Bruce Bowen..... 1992-93

Ike Harmon..... 1998-99

Ralphy Holmes..... 2002-03

Pape Sow..... 2003-04

Bobby Brown..... 2005-06; 2006-07

Scott Cutley..... 2006-07, 2007-08

Josh Akognon..... 2008-09

Gerard Anderson..... 2009-10

D.J. Seeley..... 2011-12

Tre' Coggins..... 2016-17

Kyle Allman, Jr..... 2017-18; 2018-19

E.J. Anosike..... 2021-22

Latrell Wrightsell Jr..... 2022-23

Second Team

Kerry Davis..... 1976-77

Keith Anderson..... 1977-78

Ricky Mixon..... 1981-82, 1982-83

Richard Morton..... 1986-87, 1987-88

Joe Small..... 1990-91

Agee Ward..... 1991-92

Bruce Bowen..... 1991-92

Winston Peterson..... 1994-95

Ike Harmon..... 1999-00

Ralphy Holmes..... 2004-05

Pape Sow..... 2001-02

Yaphett King..... 2004-05

Jamaal Brown..... 2005-06

Josh Akognon..... 2007-08

Frank Robinson..... 2007-08

Omondi Amake..... 2011-12

D.J. Seeley..... 2012-13

Kwame Vaughn..... 2011-12, 2012-13

Michael Williams..... 2013-14

Khalil Ahmad..... 2017-18; 2018-19

Jackson Rowe..... 2019-20

Brandon Kamga..... 2019-20

Tray Maddox Jr..... 2020-21

Damari Milstead..... 2021-22

Honorable Mention

Mark Hill..... 1988-89

Aaron Sunderland..... 1992-93

Winston Peterson..... 1993-94

Chris Dade..... 1996-97, 1997-98

John Williams..... 1996-97

Ike Harmon..... 1997-98

Bobby Brown..... 2004-05

Jamaal Brown..... 2004-05

Frank Robinson..... 2006-07

Gerard Anderson..... 2008-09

Jer'Vaughn Johnson..... 2009-10, 2010-11

Jacques Streeter..... 2009-10

Orane Chin..... 2011-12

Isiah Umipig..... 2011-12

Alex Harris..... 2013-14

Khalil Ahmad..... 2015-16

Tre' Coggins..... 2015-16

Lionheart Leslie..... 2016-17

Jackson Rowe..... 2017-18; 2018-19

Max Jones..... 2022-23

DJ Brewton..... 2023-24

BIG WEST ALL-FRESHMAN TEAM

Lance Ball..... 1979-80

Victor Green..... 1980-81

David Gilreath..... 1980-81

Tony Neal..... 1981-82

Gary Davis..... 1981-82

Wayne Williams..... 1988-89

Chris Dade..... 1994-95

Kenroy Jarrett..... 1995-96

Mark Richardson..... 1995-96



Richard Morton

DIVISION I HONOR ROLL

THREE-TIME ALL BIG WEST FIRST TEAM

Greg Bunch..... 1975-76; 1976-77, 1977-78
 Leon Wood..... 1981-82, 1982-83, 1983-84

TWO-TIME ALL BIG WEST FIRST TEAM

Calvin Roberts.....1978-79, 1979-80
 Cedric Ceballos.....1988-89, 1989-90
 Bobby Brown..... 2005-06; 2006-07
 Scott Cutley2006-07, 2007-08
 Kyle Allman Jr.....2017-18, 2018-19

FOUR-TIME ALL BIG WEST HONORS

Bobby Brown..... 2003-04 (FR), 2004-05 (HM),
 2005-06 (1st) ; 2006-07 (1st)

THREE-TIME ALL BIG WEST HONORS

Greg Bunch..... 1975-76 (1st); 1976-77 (1st), 1977-78 (1st)
 Leon Wood..... 1981-82 (1st), 1982-83 (1st), 1983-84 (1st)
 Ike Harmon 1997-98 (HM) 1998-99 (1st), 1999-00 (2nd)
 Khalil Ahmad..... 2015-16 (HM), 2017-18 (2nd); 2018-19 (2nd)
 Jackson Rowe.....2017-18 (HM); 2018-19 (HM); 2019-20 (2nd)

TWO-TIME ALL BIG WEST HONORS

Calvin Roberts..... 1978-79 (1st), 1979-80 (1st)
 Tony Neal..... 1981-82, (FR), 1984-85 (1st)
 Cedric Ceballos..... 1988-89 (1st), 1989-90 (1st)
 Bruce Bowen 1991-92 (2nd), 1992-93 (1st)
 Ralph Holmes 2002-03 (1st), 2004-05 (2nd)
 Pape Sow 2001-02 (2nd), 2003-04 (1st)
 Scott Cutley 2006-07 (1st), 2007-08 (1st)
 Josh Akognon..... 2007-08 (2nd), 2008-09 (1st)
 Frank Robinson 2006-07 (HM), 2007-08 (2nd)
 Gerard Anderson 2008-09 (HM), 2009-10 (1st)
 D.J. Seeley..... 2011-12 (1st), 2012-13 (2nd)
 Winston Peterson 1993-94 (HM), 1994-95 (2nd)
 Jamaal Brown..... 2004-05 (HM), 2005-06 (2nd)
 Tre' Coggins 2015-16 (HM), 2016-17 (1st)
 Kyle Allman Jr..... 2017-18 (1st); 2018-19 (1st)

Bobby Brown.....2003-04
 Jacques Streeter.....2008-09

BIG WEST PLAYER OF THE WEEK

Duane Bonner.....02.17.75
 Greg Bunch.....02.02.76, 03.01.76, 01.24.78
 Keith Anderson02.17.76, 02.28.78
 Mike Niles01.15.79
 Calvin Roberts.....01.22.79
 Leon Wood.....02.08.82, 02.15.82, 03.01.82,
01.09.83, 12.05.83, 01.16.84
 Ricky Mixon02.13.83
 Tony Neal.....02.27.83
 Kevin Henderson01.14.85, 02.04.85, 12.16.85
 Henry Turner12.15.86, 03.07.88
 Richard Morton12.22.86, 02.09.87
 Cedric Ceballos..... 12.12.88, 01.23.89, 02.05.90
 Wayne Williams02.13.89
 Joe Small.....12.10.90, 01.02.91
 Agee Ward.....12.16.91, 12.30.91
 Don Leary12.21.92
 Aaron Sunderland02.22.93
 Winston Peterson12.19.94
 Chris Dade.....12.09.96
 John Williams12.16.96
 Matt Caldwell11.30.98
 Ike Harmon01.25.99
 Pape Sow12.10.01, 03.08.04
 Bobby Brown.....12.08.03, 12.13.04, 02.21.05,
12.26.05, 01.02.06, 12.18.06
 Anthony Bolton12.15.03
 Ralph Holmes02.28.05
 Justin Burns11.27.06
 Scott Cutley01.29.07, 02.18.08
 Frank Robinson02.04.08
 Josh Akognon..... 11.17.08, 12.15.08, 01.12.08, 02.02.08
 Aaron Thompson.....11.23.09
 Gerard Anderson02.15.10
 Jacques Streeter.....03.01.10
 Orane Chin.....01.24.11
 Devon Peltier.....03.07.11
 Kwame Vaughn02.06.12
 D.J. Seeley.....03.05.12, 12.17.12
 Sammy Yeager12.31.12
 Michael Williams03.03.14
 Alex Harris12.15.14
 Kyle Allman, Jr..... 11.14.16, 01.08.18, 01.29.18, 1.21.19
 Khalil Ahmad..... 12.11.17, 02.12.18, 11.19.18
 Jackson Rowe..... 1.7.19, 1.28.19

Brandon Kamga 1.27.20
 Austen Awosika.....12.30.20
 E.J. Anosike11.22.21, 01.17.22
 Latrell Wrightsell Jr.....11.21.22, 01.30.23
 DJ Brewton.....03.04.24



Dirk Rassloff



Omondi Amoke



Kwame Vaughn





DIVISION I HONOR ROLL

BIG WEST ALL-TOURNAMENT TEAM

Greg Bunch	1977-78
Mike Linden	1977-78
Keith Anderson	1977-78
Tony Neal	1981-82, 1984-85
Leon Wood	1981-82
Kevin Henderson	1984-85
Henry Turner	1986-87
Richard Morton	1987-88
Cedric Ceballos	1988-89, 1989-90
Yaphett King	2004-05
Jamaal Brown	2005-06
Scott Cutley	2006-07, 2007-08
Bobby Brown	2006-07
Josh Akognon	2007-08, 2008-09
Frank Robinson	2007-08
Lionheart Leslie	2016-17
Kyle Allman, Jr.	2017-18, 2018-19
Khalil Ahmad	2017-18, 2018-19
Jackson Rowe	2017-18
E.J. Anosike	2021-22
Damari Milstead	2021-22
Latrell Wrightsell Jr.	2022-23
Tory San Antonio	2022-23

BIG WEST TOURNAMENT MVP

Greg Bunch	1977-78
Josh Akognon	2007-08
Kyle Allman Jr.	2017-18
EJ Anosike	2021-22

BIG WEST SCHOLAR-ATHLETES OF THE YEAR

(since 1991-92)

Dirk Rassloff	1996-97
Kennedy Esume	2015-16

BIG WEST ALL-ACADEMIC TEAM

(since 1998-99)

Chris Minardo	2006-07
Omondi Amoke	2011-12
Kwame Vaughn	2011-12
Kennedy Esume	2015-16
Dominik Heinzl	2018-19
Dante Maddox Jr.	2021-22
Vincent Lee	2022-23, 2023-24
Grayson Carper	2023-24
John Mikey Square	2023-24

1,000-POINT SCORERS

1. BOBBY BROWN
1,961

2004-07 | Guard

Los Angeles, Calif. (Westchester, Calif.)

Four-year letter winner for the Titans from 2004-07... set the school's all-time scoring mark with a pair of free throws with 40 seconds left vs. UC Santa Barbara on Feb. 22, 2007, finishing with 29 points in a 79-73 victory... Big West Conference Freshman of the Year in 2003-04... three-time All-Big West Conference selection, including first-team honors as a junior and senior...one of only four players (as of the 2013-14 season) to earn three all-conference honors, joining Greg Bunch (1976-78), Leon Wood (1982-84), and Ike Harmon (1998-00)...NABC All-District Second-Team honoree in 2005-06...set the school's single-game scoring mark with 47 points against Bethune-Cookman on Dec. 16, 2006, at Titan Gym, hitting a single-game record 17-of-20 from the field and a school-record 11-for-13 from beyond the arc...one of only three Titans to score 40 points in a game in the school's Division I history, joining Josh Akogon's 41 points against CSU Bakersfield (Dec. 13, 2008) and Hawai'i (Nov. 16, 2008)...also holds school career records for field goals made (692), attempts (1,616), three-pointers made (307), and three-point attempts (814)... ranks third in career assists (516) and steals (152).



CAL STATE FULLERTON CAREER STATISTICS

YR	GP-S	FG-A	PCT	3P-A	PCT	FT-A	PCT	REB	A	TO	B	S	PTS
2003-04 Freshman	28-15	129-321	.402	70-173	.405	41-48	.854	56	97	64	2	30	369
2004-05 Sophomore	32-32	193-466	.414	85-244	.348	67-81	.827	83	149	105	3	42	538
2005-06 Junior	29-29	182-427	.426	72-191	.377	72-99	.727	76	132	96	6	45	508
2006-07 Senior	27-27	188-402	.468	80-206	.388	90-114	.789	72	138	96	3	35	546
Total 4 Years	116-103	692-1616	.428	307-814	.377	270-342	.789	287	516	361	14	152	1961

3. KHALIL AHMAD
1,768

2015-18 | Guard

Corona, Calif. (Centennial HS)

Four-year letterwinner for the Titans ... voted the 2015-16 Big West Conference Men's Basketball Freshman of the Year and received all-Big West honorable mention recognition ... named to the All-Big West second team as a junior and a senior ... three-time Big West Player of the Week ... broke Bobby Brown's single-season freshman scoring record of 369 points, and scored 429 points for the Titans ... named to Big West All-Tournament Team as a junior and senior ... set CSF freshman records for points (429), points per game (14.3), field goals made (115) - beating the old rookie record by a total of 35 - and free throw percentage (.772) ... fifth all-time in career steals with 142 ... He is all over the top-10 career records in offensive categories as he is one of the most prolific scorers in school history ... a key member of each of the three teams that went to the postseason three years in a row, the first time that has been accomplished at Fullerton ... scored 40 points against Monmouth, tied for the third best single-game total in school history.



CAL STATE FULLERTON CAREER STATISTICS

YR	GP-S	FG-A	PCT	3P-A	PCT	FT-A	PCT	REB	A	TO	B	S	PTS
2015-16 Freshman	30-21	139-324	.429	36-110	.327	115-149	.772	132	48	55	6	24	429
2016-17 Sophomore	21-11	88-219	.402	28-89	.315	32-44	.727	84	29	47	3	24	236
2017-18 Junior	32-31	170-407	.418	57-178	.320	87-105	.829	121	52	78	7	39	484
2018-19 Senior	34-33	207-475	.436	56-176	.318	149-183	.814	135	43	69	6	55	619
Total 4 Years	117-95	604-1425	.424	177-553	.320	383-481	.796	472	172	249	22	142	1768

2. LEON WOOD
1,876

1982-84 | Guard

Santa Monica, Calif. (St. Monica's HS/Arizona)

Spent his freshman season at the University of Arizona averaging 4.4 ppg and 1.0 apg in 25 appearances (seven starts)...Leon Wood led the United States men's basketball team to a gold medal in 1984 under Hall of Fame head coach Bob Knight...also won a gold medal at the 1983 Pan-American Games in Venezuela...named a first-team All-American by The Sporting News along with Michael Jordan, Akeem Olajuwon, Sam Perkins, and Wayman Tisdale...holds the school career mark for assists (744) and led the nation in that category with 319 as a junior in 1982-83...now in his 16th season as an NBA referee (as of 2013-14)... inducted into the Orange County Sports Hall of Fame in 1998... inducted into the Cal State Fullerton Athletics Hall of Fame in 2007...held the school's scoring record until broken by Bobby Brown in 2007...his 20.6 ppg for his career is third-best in school history...also holds school career records for free throws (540) and free throw attempts (666)...his 24.0 ppg as a senior is a school single-season record as are his field goals made (254) that season... holds the top two single-season spots in free throws made in 1983-84 (211) and 1981-82 (187).



CAL STATE FULLERTON CAREER STATISTICS

YR	GP-S	FG-A	PCT	3P-A	PCT	FT-A	PCT	REB	A	TO	B	S	PTS
1981-82 Sophomore	32-32	222-448	.496	0-0	.000	187-229	.817	57	237	115	5	43	631
1982-83 Junior	29-29	178-378	.471	28-63	.444	142-180	.789	72	319	113	3	61	526
1983-84 Senior	30-30	254-540	.470			211-257	.821	78	188	90	7	37	719
Total 3 Years	91-91	654-1366	.479	28-63	.444	540-666	.811	207	744	318	15	141	1876

4. RICHARD MORTON
1,705

1985-88 | Guard/Forward

San Francisco, Calif. (Balboa HS)

Part of an inseparable San Francisco Bay pair with Henry Turner who provided the nucleus of three Titan seasons (1986 thru 1988) after coming off the bench as freshmen in 1984-85...the perimeter compliment to Turner's inside force which created "Fill 'Er Up and Clean the Glass" slogan...strong, smooth performer at 6-foot-4 who could hit the "new" 3-point field goal (career .402 percentage) as well as muscle his way to the boards...twice earned second-team All-PCAA honors and made the all-tournament team in 1988...ranks in top 10 in field goals and attempts, 3-point FGs, attempts and percentage; free throws, attempts and percentage; assists; steals; blocked shots; games and minutes...averaged 22.0 ppg as a senior and totaled Titans' fifth-best season with 639 points...led team in scoring in 19 of 29 games...had 30 or more points five times including career-high of 38 in 81-73 loss to UC Irvine on Jan. 7, 1988, which was CSF Div. I record for almost 20 years...scored 35 points in memorable battle vs. Cal and Kevin Johnson in 1987 OT NIT first-round loss...his 58 blocks in 1986-87 are third-best CSF total for a season...missed 5 games in his sophomore season due to injuries after collision with basket support in San Jose's Civic Auditorium...twice earned PCAA player of the week honors.



CAL STATE FULLERTON CAREER STATISTICS

YR	GP-S	FG-A	PCT	3P-A	PCT	FT-A	PCT	REB	A	TO	B	S	PTS
1984-85 Freshman	27-2	61-125	.488	6-8	.750	26-32	.813	45	46	28	3	24	154
1985-86 Sophomore	27-26	148-309	.479	7-24	.292	56-70	.800	51	67	36	5	23	359
1986-87 Junior	30-28	208-471	.442	61-153	.399	76-99	.768	90	81	7	58	42	553
1987-88 Senior	29-29	225-512	.439	66-163	.405	123-146	.842	106	73	61	7	46	639
Total 4 Years	113-85	642-1417	.453	140-348	.402	281-347	.810	292	267	132	73	135	1705

1,000-POINT SCORERS

5. KYLE ALLMAN, JR.

1,680



2015-18 | Guard

Brooklyn, N.Y. (High School For Construction Trades, Engineering And Architecture)

Four-year letterwinner for the Titans ... named 2018 Big West Tournament MVP ... 2017-18 and 2018-19 All-Big West first team honoree ... four-time Big West Player of the Week ... had one of the best scoring seasons in program history in 2017-18, scoring 623 points (No. 7 in a single season), 19.5 (No. 10), 182 free throws made (No. 3) and 244 free throw attempts (No. 2)

... scored 20+ points 17 times on the year and scored 30+ four times and scored a career-high 40 points at Hawai'i (Jan. 27) ... averaged 19.5 points per game on 48.9 percent shooting from the field, both of which were the top marks in the Big West Conference ... in his senior year, scored 17.5 points per game and scored 30+ four times ... named to Big West All-Tournament Team as a junior and senior ... He is all over the top-10 career records in offensive categories as he is one of the most prolific scorers in school history ... a key member of each of the three teams that went to the postseason three years in a row, the first time that has been accomplished at Fullerton.




CAL STATE FULLERTON CAREER STATISTICS

YR	GP-S	FG-A	PCT	3P-A	PCT	FT-A	PCT	REB	A	TO	B	S	PTS
2015-16	Freshman	30-3	42-115	.365	9-36	.250	59-91	.648	49	31	48	3	152
2016-17	Sophomore	32-27	105-253	.415	13-48	.271	104-143	.727	75	67	76	10	327
2017-18	Junior	32-31	198-405	.489	45-105	.429	182-244	.746	111	75	74	6	36 623
2018-19	Senior	33-32	187-452	.414	60-172	.349	144-192	.750	100	65	81	13	24 578
Total	4 Years	127-93	532-1225	.434	127-361	.352	489-670	.730	335	238	279	32	94 1680

7. CHRIS DADE

1,496



1995-98 | Guard

San Diego, Calif. (El Camino HS)

Durable, reliable four-year starter on the perimeter for the Titans...missed only one game out of 108 in his career with 100 starts...ranks sixth on Titan career list with 3,198 minutes played...explosive scorer with long 3-point range but also could penetrate and get to the free-throw line...typically guarded opponents' best perimeter player...for his career averaged 14.0 points per game...school's No. 5 career scorer with 1,496 points...

is third in 3-point field goals with 191...second in free throws made with 379 and steals with 162...selected to the All-Big West Conference freshmen team in 1995...won team's Lyle Parks, Jr., Award in 1995-96...sat out true freshman season with old wrist injury that required 6 months in a cast...led team in scoring as a senior at 17.0 points per game...holds school single-game 3-point field goal percentage top mark of .875 when he made 7 of 8 3-point tries vs. UC Irvine on Jan. 13, 1996, on his way to 28-point effort topped only by his 30-point game in 96-94 loss at Cal Poly on Feb. 26, 1998.



CAL STATE FULLERTON CAREER STATISTICS

YR	GP-S	FG-A	PCT	3P-A	PCT	FT-A	PCT	REB	A	TO	B	S	PTS
1994-95	Freshman	27-24	75-203	.369	37-107	.346	80-106	.755	75	53	57	2	37 267
1995-96	Sophomore	26-25	93-244	.381	44-120	.367	95-130	.731	67	62	61	1	30 325
1996-97	Junior	27-25	149-349	.427	56-166	.337	90-116	.776	75	58	62	1	38 444
1997-98	Senior	27-26	146-338	.432	54-148	.365	114-153	.745	89	51	53	2	57 460
Total	4 Years	107-100	463-1134	.408	191-541	.353	379-505	.750	306	224	233	6	162 1496

6. IKE HARMON

1,557



1998-01 | Forward

Santa Ana, Calif. (Santa Ana Valley HS)

Along with fellow Santa Ana Valley High School product Tony Neal, Ike was one of the two best Orange County products to ever play for the Titans...four-year starter who graduated after his junior year to reclaim "lost" true freshman season when he was sidelined by Prop. 48...ranks No. 3 in rebounds with 662, tied for fourth in free throws made and fifth in blocks and field goals...averaged 15.9 ppg and 6.5 rpg over his career which saw him struggle through foot injuries as a senior (2000-01), when he started only 11 games...first-team All-Big West as a sophomore in 1998-99 and second team in 1999-00 when he posted career bests of 18.7 ppg and 7.5 rpg...scored in double figures in 25 of 27 games as a junior after accomplishing the same feat in 25 games as a sophomore...in 1998-99 he scored game-winning buckets in back-to-back victories over Long Beach State (OT) and Pacific...on Jan. 10, 1998, he made a game-winning tip-in with 2 seconds to play at North Texas in a game that earlier featured a 540-degree dunk...had great perimeter skills but forced to play most of the time inside on undermanned Titan teams that went 38-72 during his tenure...best scoring game was 33-point effort in 104-97 win over UC Irvine on Feb. 13, 1999...best rebound total was 14 at UC Irvine on Jan. 26, 2000.




CAL STATE FULLERTON CAREER STATISTICS

YR	GP-S	FG-A	PCT	3P-A	PCT	FT-A	PCT	REB	A	TO	B	S	PTS
1997-98	Freshman	27-16	161-335	.481	8-30	.267	83-151	.550	173	21	60	17	28 413
1998-99	Sophomore	25-23	144-309	.466	15-40	.375	90-132	.682	167	38	61	29	26 393
1999-00	Junior	27-26	183-403	.454	21-75	.280	118-161	.733	202	44	72	30	20 505
2000-01	Senior	19-11	94-195	.482	5-22	.227	53-81	.654	120	17	52	8	18 246
Total	4 Years	98-76	582-1242	.469	49-167	.293	344-525	.655	662	120	245	84	92 1557

8. GREG BUNCH

1,489



1975-78 | Forward

San Bernardino, Calif. (Pacific HS)

The acknowledged leader of the Titans' first NCAA Div. I conference champions (Co-PCAA title in 1976) and NCAA Tournament teams (1978)...his unimpressive physical frame produced a multi-skilled front-line player who could score, rebound and defend in Coach Bobby Dye schemes best suited for his talents...a rare three-time first-team All-PCAA selection and Co-MVP (with Steve Copp of San Diego State) in the 1975-76 season...MVP of the 1978 PCAA Tourney...ranks No. 6 in Titan career scoring with 1,489 points and No. 2 in rebounding with 785 rebounds...ranks No. 4 in field goals (597), No. 5 in field-goal percentage(.531) and No.6 in free throws (295)...averaged 14.9 points and 7.9 rebounds for his 100-game career.



CAL STATE FULLERTON CAREER STATISTICS

YR	GP-S	FG-A	PCT	3P-A	PCT	FT-A	PCT	REB	A	TO	B	S	PTS
1974-75	Freshman	18-	73-135	.541	0-0	.000	40-60	.667	127	21	-	-	186
1975-76	Sophomore	25-	169-324	.522	0-0	.000	63-104	.606	219	56	-	-	401
1976-77	Junior	25-24	155-298	.520	0-0	.000	88-116	.759	184	45	51	-	398
1977-78	Senior	32-31	200-367	.545	0-0	.000	104-142	.732	255	53	77	-	504
Total	4 Years	100-55	597-1124	.531	0-0	.000	295-422	.699	785	175	128	-	1489

1,000-POINT SCORERS

9. JOSH AKOGNON
1,411

2008-09 | Guard
 Petaluma, Calif. (Casa Grande HS/Washington State)

Two-year letter winner after transferring from Washington State... Associated Press All-America selection as a senior, two-time NABC All-District team selection, 2009 Big West Player of the Year, and two-time All-Big West Conference choice... two-time Big West all-tournament team honoree and the tournament's MVP as a junior...led the Titans in scoring and free throw percentage in each of his two seasons, including a school single-season record 764 points as a senior and an .899 free throw percentage as a junior (edging Devon Peltier by .0002)...ranks among the career top 10 in seven different categories and also holds single-season marks for field goal attempts (618 in 2008-09), three-pointers made (136 in 2008-09), and three-point attempts (366 in 2008-09)... holds single-game records with 19 three-point attempts at New Mexico State on Feb. 21, 2009, and 15-for-15 from the line against Bakersfield on Dec. 13, 2008... scored a then single-game Big West Tournament record 37 points against UC Riverside on March 11, 2009, and holds three of the top-10 single-game scoring performances in school history... has two career 40-point games, and nine games of 30-or-more points, to go with 28 games of 20-or-more points.



CAL STATE FULLERTON CAREER STATISTICS

YR	GP-S	FG-A	PCT	3P-A	PCT	FT-A	PCT	REB	A	TO	B	S	PTS
2007-08 Junior	32-32	212-472	.449	116-295	.393	107-119	.899	107	48	55	4	44	647
2008-09 Senior	32-32	248-618	.401	136-366	.372	132-148	.892	101	51	84	1	32	764
Total 2 Years	64-64	460-1090	.422	252-661	.381	239-267	.895	208	99	139	5	76	1411

11. HENRY TURNER
1,329

1985-88 | Forward
 Oakland, Calif. (Fremont HS)

Part of an inseparable San Francisco Bay pair with Richard Morton who, in 1984-85, formed the interior complement to Morton's outside game which created "Fill 'Er up and Clean the Glass" slogan...provided the nucleus of three Titan seasons (1985-86 thru 1987-88) after coming off the bench as freshman... great leaper and long arms made him a flamboyant dunker and strong rebounder and defender...his breakaway 360-degree slam was the exclamation point in the Titans' memorable 75-55 victory on Dec. 19, 1986, over Washington, the first and last Pac-10 team to visit Titan Gym...ranks No. 5 in rebounding (630)...ranks 3rd in blocks, 7th in field goals and 9th in free throws and steals...his 69 blocks in 1986-87 is the school single-season record...had his best stats as a senior in 1987-88, averaging 17.3 ppg and 7.3 rpg...co-captain with Morton as a senior...selected MVP of the Cougar Classic in 1986-87, as Titans beat a pair of NCAA tournament-bound foes in TCU and host BYU to claim title... averaged 16 ppg and 4.5 rpg...later that year he made the PCAA All-Tournament team with 38 points and 13 rebounds in a win over UCI and a loss to UNLV...career scoring high was 33 points vs. USD on Dec.23, 1987, and best rebounding total was 19 vs. U.S. International on Dec. 11, 1985.



CAL STATE FULLERTON CAREER STATISTICS

YR	GP-S	FG-A	PCT	3P-A	PCT	FT-A	PCT	REB	A	TO	B	S	PTS
1984-85 Freshman	25-0	23-56	.411	0-1	.000	17-28	.607	53	10	17	2	10	63
1985-86 Sophomore	32-26	137-275	.498	0-4	.000	69-115	.600	199	55	53	17	44	343
1986-87 Junior	30-29	177-417	.424	21-53	.396	81-116	.698	180	73	20	69	39	456
1987-88 Senior	27-26	176-351	.501	4-14	.286	111-154	.721	198	39	64	12	37	467
Total 4 Years	114-81	513-1099	.467	25-72	.347	278-413	.673	630	177	154	100	130	1329

10. JACKSON ROWE
1,340


2016-Present | Forward
 Toronto, Ontario
 (Wasatch Academy (Utah))

Versatile forward for the Titans that continuously stuffed the stat sheet throughout his career ... named 2017 Big West Freshman of the Year ... earned Big West Honorable Mention plaudits as a sophomore and junior ... Second-Team All-Big West honoree as a senior ... named to the 2018 Big West All-Tournament Team ... entering his senior year, he was one of only 2 Titans in program history (Henry Turner, 1985-88) to have tallied 1,000+ points, 660+ rebounds, 160+ assists, 80+ blocks and 60+ steals in their careers ... posted a field-goal percentage of 58.1 during his sophomore campaign, the second-best single season percentage in program history (minimum 100 field goals made) ... recorded 21 double-doubles in his career, the fourth-most in program history ... No. 2 in program history in rebounds with 811 and No. 2 in blocks at 113 ... ranked third in career field goal percentage at 53.7.




CAL STATE FULLERTON CAREER STATISTICS

YR	GP-S	FG-A	PCT	3P-A	PCT	FT-A	PCT	REB	A	TO	B	S	PTS
2016-17 Freshman	27-27	100-183	.546	15-44	.341	65-92	.707	195	52	71	22	16	280
2017-18 Sophomore	31-31	136-234	.581	24-58	.414	80-103	.777	208	50	64	31	29	376
2018-19 Junior	33-30	146-270	.541	17-56	.304	64-95	.674	261	61	72	35	19	373
2019-20 Senior	20-19	99-212	.467	35-86	.407	78-115	.678	147	37	52	25	21	311
Total 4 Years	111-107	481-899	.535	91-244	.373	287-405	.709	811	200	259	113	85	1340

12. TONY NEAL
1,327

1982-85 | Forward
 Santa Ana, Calif. (Santa Ana Valley HS)

A rare four-year starter who, at 6-foot-5, was a remarkable rebounder and interior defender...team had four winning seasons during his career with a total record of 73-48...held the PCAA/Big West Conference career rebound record from 1985 through 2012 and still ranks second with 1,115...with 1,327 points, is only male Titan with more than 1,000 points and rebounds...26 career double-doubles rank second in program history...first-team All-PCAA in 1984-85 when he led the conference in rebounding at 11.2 rpg...PCAA Freshman of the Year in 1981-82...one of four Titans to twice (1982 and 1985) earn PCAA/Big West All-Tournament honors...also holds school career records with 265 steals and 115 blocked shots...ranks No. 2 at CSF in career rebounding at 9.5 rpg (behind only 2-year player Cedric Ceballos' 11.7 rpg) and No. 1 in minutes (4,086) and games played (117)...ranks No. 6 with 546 field goals...on single-season leader board ranks 2nd (326 in 1984-85), 3rd (289 in 1982-83) and 7th (264 in 1981-82) in rebounds and 2nd (11.2 in 1984-85) and 3rd (10.0 in 1982-83) in rebounding average...in steals, he has the first (74), second (68), tied for third (62) and fifth (61) best season totals...has the fourth-best field goal percentage at .557 in 1983-84...had a career-high 22 rebounds vs. Cal Poly Pomona on Dec. 3, 1983... best scoring total was 27 points in 75-60 win over UC Riverside on Dec. 12, 1984...had 18 points, 13 rebounds and four steals in 1983 win over No. 1-ranked UNLV... played all 55 minutes and hit clinching free throws in a triple-overtime win over UC Irvine on Feb. 25, 1982...drafted in the sixth round of the 1985 NBA draft by the Los Angeles Lakers.



CAL STATE FULLERTON CAREER STATISTICS

YR	GP-S	FG-A	PCT	3P-A	PCT	FT-A	PCT	REB	A	TO	B	S	PTS
1981-82 Freshman	31-29	129-255	.506	0-0	.000	80-115	.696	264	25	57	29	61	338
1982-83 Sophomore	29-27	108-219	.493	0-0	.000	37-89	.416	289	34	41	20	62	253
1983-84 Junior	28-28	131-235	.557	0-0	.000	34-96	.354	236	43	56	40	74	296
1984-85 Senior	29-29	178-385	.462	0-0	.000	84-139	.604	326	55	85	26	68	440
Total 4 Years	117-113	546-1094	.499	0-0	.000	235-439	.535	1115	157	239	115	265	1327

1,000-POINT SCORERS


13. CEDRIC CEBALLOS
1,284

1989-90 | Forward

Los Angeles, Calif. (Dominguez HS/Ventura JC)
Easily the most successful community college transfer to play for the Titans...epitome of a "scorer" with perimeter and inside skills, particularly adept on the offensive glass...twice led team in scoring and rebounding and two-time (1988-89 and 1989-90) first-team All-Big West selection... earned honorable mention All-America recognition in 1988-89...also was selected the national Junior College Transfer of the Year by Basketball Weekly...in a poll of players conducted by the Long Beach Press-Telegram he was chosen the Big

West player of the year...twice made the All-Big West Tournament team...holds school career records for scoring average (22.1 ppg) and rebounding average (10.7 rpg)...particularly effective against UNLV's national powerhouses, averaging 27.7 ppg and 14.2 rpg in six games (1-5 record)... as a senior, he led the team in scoring 18 times and in rebounds 26 times...he holds single-season rebounding records with a total of 362 and 12.5 rpg his scoring average of 23.1 ppg and his total of 669 points rank No. 3...holds the school single-game steals record with 9

vs. San Jose State on Jan. 19, 1989...as a junior, he led the team in scoring 22 times and in rebounds 17 times...his scoring average that year of 21.2 ppg is sixth-best in history and his 615 points rank No. 7... his high scoring game was 34 points, twice – vs. UNLV on March 3, 1990, and Nov. 29, 1989, vs. West Texas State...also had 33 vs. UCSB on Jan. 29, 1990, and a total of 10 games with 30 or more... top rebounding effort was 21, also twice – vs. UC Santa Barbara on Feb. 15, 1990, and at UNLV on Jan. 3, 1990... had 20 boards vs. San Jose State on Jan. 19, 1989...holds school double-double records with 31 career, 22 single-season (1989-90), and seven-consecutive (1989-90)...had 2 games of 20 or more points and rebounds: vs. San Jose on Jan. 19 (23 pts., 20 rebs).



CAL STATE FULLERTON CAREER STATISTICS

YR	GP-S	FG-A	PCT	3P-A	PCT	FT-A	PCT	REB	A	TO	B	S	PTS	
1988-89	29-29	241-545	.442	16-58	.276	117-174	.672	256	43	97	8	46	615	
1989-90	Senior	29-28	247-509	.485	31-96	.323	144-215	.670	362	50	92	15	47	669
Total	2 Years	58-57	488-1054	.463	47-154	.305	261-389	.671	618	93	189	23	93	1284

15. ALEX HARRIS
1,196

2013-15 | Guard

Richmond, Calif. (Northeastern Univ.)

His 1,196 career points rank 12th in Division I program history... his 144 career three-point field goals rank eighth in program history...attempted 446 three-pointers, ranking fifth all-time... his 274 career made free throws rank 10th all-time, and his 407 attempts from the charity stripe rank ninth...his 243 career assists rank 12th in program history and his 130 career steals tie for ninth all-time...his 76 career starts tie for 12th in program history while his 2,843 minutes ranks 10th...finished his career with 63 double-figure scoring games and 18 20-point games.

CAL STATE FULLERTON CAREER STATISTICS

YR	GP	FG-A	PCT	3P-A	PCT	FT-A	PCT	REB	A	TO	B	S	PTS	
2012-13	Sophomore	32	116-282	.411	55-162	.340	48-68	.706	136	79	40	7	55	335
2013-14	Junior	27	126-322	.391	54-161	.335	114-172	.663	89	66	55	2	34	420
2014-15	Senior	28	147-354	.415	35-123	.285	112-167	.671	111	98	77	4	41	441
Total	3 Years	87	389-958	.406	144-446	.323	274-407	.673	277	243	172	13	130	1196

14. KEITH ANDERSON
1,240

1976-79 | Guard

Los Angeles, Calif. (Verbum Dei HS)

The top perimeter defender on Coach Bobby Dye's successful teams (70-40 record) of the late 1970s who also averaged in double figures offensively at 11.8 ppg for his career...played somewhat in the shadows of Greg Bunch and Mike Niles but often stole the spotlight in "big" games... selected to the PCAA and NCAA Western Regional All-Tournament teams in 1978, when he also earned first-team All-PCAA honors...selected MVP of the Viking Classic in Portland early in the 1977-78 season... shot 52 percent from the floor and 79 percent from the line that season... as a senior averaged 14.3 points and 3.7 rebounds per game...played in all 85 games, 84 as a starter, over his final three seasons...with 393 assists ranks No. 4 on the Titan career list...ranks No. 8 in field goals made with 506...high scoring game was 24 points vs. San Jose State on Feb. 4, 1979...also had 23 points vs. Long Beach State on Feb. 22, 1979.



CAL STATE FULLERTON CAREER STATISTICS

YR	GP-S	FG-A	PCT	3P-A	PCT	FT-A	PCT	REB	A	TO	B	S	PTS
1975-76	Freshman	20-0	34-90	.378	0-0	.000	13-22	.591	35	34	-	-	81
1976-77	Sophomore	26-26	127-269	.472	0-0	.000	36-53	.679	64	113	68	-	290
1977-78	Junior	32-31	184-355	.518	0-0	.000	116-147	.789	106	132	94	-	484
1978-79	Senior	27-27	161-357	.451	0-0	.000	63-81	.778	101	114	50	-	385
Total	4 Years	105-84	506-1071	.472	0-0	.000	228-303	.752	306	393	212	-	1240

16. GARY DAVIS
1,165

1982-85 | Guard/Forward

Compton, Calif. (Compton HS)

The lanky shooting guard/small forward proved a strong complement to, but was often overshadowed by, incoming classmate Tony Neal for four seasons..."G" was a four-year starter who averaged 9.6 points for his 121-game Titan career, the latter number the school record as he never missed a game...he ranks No. 10 on the CSF career list with 491 field goals and No. 6 with 1,128 attempts... filled the shoes of Ricky Mixon for Leon Wood's final season, running the wing on the fastbreak... most memorable shot came in his freshman season when he hit a 20-foot jumper at the buzzer to beat UC Irvine, 62-61, in the semifinals of the Pacific Coast Athletic Assn. Tournament at the Anaheim Convention Center... his high-point game was 27 points vs. Texas-San Antonio on Dec. 17, 1983...played 56 minutes in a 4-overtime game vs. Long Beach State on Jan. 20, 1984...the Compton product was most effective against Long Beach State, averaging 14.8 points in nine games while shooting .589



from the floor... was team's No. 2 scorer as a junior with 11.2 ppg.

CAL STATE FULLERTON CAREER STATISTICS

YR	GP-S	FG-A	PCT	3P-A	PCT	FT-A	PCT	REB	A	TO	B	S	PTS	
1981-82	Freshman	32-17	94-230	.409	0-0	.000	31-50	.620	54	22	24	2	11	219
1982-83	Sophomore	29-27	143-289	.495	1-7	.143	37-67	.552	82	48	52	5	29	324
1983-84	Junior	30-30	141-320	.441	0-0	.000	55-80	.688	95	80	60	7	33	337
1984-85	Senior	30-27	113-289	.391	5-19	.263	54-74	.730	79	85	55	7	43	285
Total	4 Years	121-101	491-1128	.435	6-26	.231	177-271	.653	310	235	191	21	116	1165

17. KEVIN HEENAN
1,164


1976-79 | Guard/Forward
 Placentia, Calif. (El Dorado HS)
 Gained national attention as the “begoggled perimeter shooter” for the Titans of the late 1970s, well before the 3-point line came into being...local product from El Dorado High School, where he helped team win a pair of CIF 2A championships ...for the Titans he averaged 11.6 ppg over a 100-game career...shot

.498 from the floor for his career including .521 as a junior...as a senior averaged a personal best of 13.6 ppg...as a freshman led the PCAA in free-throw percentage at .868... high scoring game was 25 points vs. UC Irvine on Feb. 22, 1978...scored 24 points vs. Creighton on Dec. 10, 1978.

CAL STATE FULLERTON CAREER STATISTICS


YR	GP-S	FG-A	PCT	3P-A	PCT	FT-A	PCT	REB	A	TO	B	S	PTS
1975-76	Freshman	25-0	115-223	.516	0-0	.000	33-38	.868	39	66	-	-	263
1976-77	Sophomore	24-20	127-258	.492	0-0	.000	21-29	.724	18	70	53	-	275
1977-78	Junior	24-17	113-217	.521	0-0	.000	32-43	.744	59	37	35	-	258
1978-79	Senior	27-25	146-308	.474	0-0	.000	76-95	.800	88	52	46	-	368
Total	4 Years	100-62	501-1006	.498	0-0	.000	162-205	.790	204	225	134	-	1164

19. BRUCE BOWEN
1,155


1990-93 | Forward
 Fresno, Calif. (Edison HS)


The three-time NBA champion with the San Antonio Spurs was a modest star during his four-year Titan career...first-team All-Big West selection as a senior in 1992-93 and a second-team pick as a junior in 1991-92... his tenacious defensive prowess was balanced against an efficient but not spectacular offensive game and there was little hint of his future proficiency from the 3-point line...grew two inches between his freshman and sophomore seasons and became a 3-year starter...as a senior he led the team in scoring (16.3 ppg) and in rebounding (6.5 rpg)...averaged 11.4

points and 5.5 rebounds for his 101-game career...ranks No. 8 on the Titan career rebound list with 558...ranks tied for 4th in free throws made with 344 and 5th in attempts with 495...ranks 7th in blocked shots (71) and steals (133)...in single-season rankings he is No. 6 in free throw attempts (201) in 1992-93 and tied for 9th with 131 makes the same season...led team in 1991-92 with 51 steals... best scoring game was 27 points vs. Nevada on Jan. 7, 1993...top rebounding total was 11 twice: vs. Saint Mary's on Dec. 4, 1992, and vs. UNLV on March 6, 1993...got a late start to sophomore year due to removal of a benign polyp from his throat, the procedure courtesy of the Jim Everett (Rams' QB) Charitable Foundation.



CAL STATE FULLERTON CAREER STATISTICS

YR	GP-S	FG-A	PCT	3P-A	PCT	FT-A	PCT	REB	A	TO	B	S	PTS
1989-90	Freshman	18-0	9-22	.409	3-5	.600	10-13	.769	18	4	7	3	31
1990-91	Sophomore	28-23	89-236	.377	14-60	.233	83-120	.692	169	60	61	24	275
1991-92	Junior	28-27	138-311	.444	12-44	.273	120-161	.745	196	70	68	23	408
1992-93	Senior	27-27	148-318	.465	14-43	.326	131-201	.652	176	62	73	21	441
Total	4 Years	101-77	384-887	.433	43-152	.283	344-495	.695	559	196	209	71	1155

18. FRANK ROBINSON
1,161


2006-08 | Guard
 Los Angeles, Calif. (Sylmar HS/East Carolina)

A transfer from East Carolina who played three seasons for the Titans...Big West Conference Defensive Player of the Year in 2007-08 while helping Fullerton to the NCAA Tournament for the first time in 30 years...Big West Sixth Man of the Year as a sophomore...All-Big West Honorable Mention selection as a junior and a second-team honoree as a senior... one of only 15 players to be named to the Big West All-Tournament Team, earning laurels as a senior in 2007-08...his 1,161 career points are the third-most by a Division I transfer to Cal State Fullerton while his 532 career rebounds are the most-ever...also ranks third in field goals by a Division I transfer (412), third in three-pointers made (140), and fifth in free throws (197)...one of only four players to wear the number “0” in the school's Division I history...became the 18th player to reach 1,000 career points...finished with 13 career games of 20-or-more points...ranks among the top 10 in career three-pointers (140), rebounds (532), and steals (122)... led the team in three-point percentage (.445) as a sophomore.



CAL STATE FULLERTON CAREER STATISTICS

YR	GP-S	FG-A	PCT	3P-A	PCT	FT-A	PCT	REB	A	TO	B	S	PTS
2005-06	Sophomore	29-8	121-250	.484	49-110	.445	42-58	.724	147	42	48	10	48
2006-07	Junior	27-27	116-270	.430	38-126	.302	51-81	.630	165	71	56	14	321
2007-08	Senior	32-32	175-388	.451	53-155	.342	104-141	.738	220	80	74	16	507
Total	3 Years	88-67	412-908	.454	140-391	.358	197-280	.704	532	193	178	40	1161

20. PAPE SOW
1,135


2002-04 | Forward
 Dakar, Senegal (Jean Di La Fontaine HS/Chaffey JC)

Three-year letterwinner for the Titans after transferring from Chaffey College...second-team All-Big West Conference choice as a sophomore and a first-team selection as a senior... two-time Big West Player of the Week...second-round draft pick (47th overall) by the Miami Heat in 2004 before being traded to Toronto...made his NBA debut on Nov. 13, 2004, with the Raptors...led the team in scoring (17.3 ppg), rebounding (9.7 rpg), and field goal percentage (.494) as a senior and scoring (15.5 ppg) and rebounding (8.6 rpg) as a sophomore... his 223 rebounds 2001-02 are the second-most by a sophomore in program history...finished with 18 career games of 20-or-more points, including a pair of 30-point games...his 36 points at Sacramento State on Dec. 6, 2001, are tied for eighth on the school's single-game list... ranks sixth all-time with 14 career double-doubles...ranks third (as of 2013-14) in career free throws (353), second in attempts (529), fourth in rebounds (654), fifth in rebounding average (9.1 rpg), and tied for ninth in blocks (61)... his 272 rebounds as a senior are tied for fifth in a season.

CAL STATE FULLERTON CAREER STATISTICS

YR	GP-S	FG-A	PCT	3P-A	PCT	FT-A	PCT	REB	A	TO	B	S	PTS
2001-02	Sophomore	26-26	139-330	.421	6-32	.188	118-182	.648	223	18	57	32	35
2002-03	Junior	18-16	82-160	.513	6-12	.500	79-116	.681	159	13	45	13	25
2003-04	Senior	28-28	160-324	.494	8-24	.333	156-231	.675	272	25	85	16	44
Total	3 Years	72-70	381-814	.486	20-68	.294	353-529	.667	654	56	187	61	104

1,000-POINT SCORERS

21. AUSTEN AWOSIKA 1,088



2016-19 | Guard
Carson, Calif. (Ayala High School [Chino Hills])
Four-year letterwinner for the Titans that was the starting point guard on one of just three NCAA Tournament teams in program history ... Played the most games in program history with 129 for his career ... Averaged 8.4 points, 3.9 rebounds and 3.1 assists ... Awosika's 394 assists are the fourth-most in program history ... Of the 27 Titans to score 1,000 points, Awosika is one of four

to have over 390 assists - Leon Wood (744), Bobby Brown (516), Keith Anderson (393) ... As a senior, he was the only Big West player to average at least 13 points, 4.0 rebounds and 4.0 assists on the season with numbers of 13.0, 4.5 and 4.2 ... He scored 10+ in 24 games a senior ... Named Big West Player of the Week on Dec. 30, 2019 as he led the Titans to a win at UCLA ... Scored a career-high 28 points at Cal Poly on Jan. 30, 2020 ... Dished out a career-high 11 assists at UC Riverside on Feb. 9, 2019.



CAL STATE FULLERTON CAREER STATISTICS

YR	GP-S	FG-A	PCT	3P-A	PCT	FT-A	PCT	REB	A	TO	B	S	PTS
2016-17 Freshman	32-1	77-145	.531	11-27	.407	31-50	.620	87	57	33	6	26	196
2017-18 Sophomore	32-15	79-193	.409	7-34	.206	64-97	.660	115	85	56	7	32	229
2018-19 Junior	34-34	92-205	.449	12-34	.353	63-102	.618	163	120	71	17	47	259
2019-20 Senior	31-31	152-345	.441	10-54	.185	90-160	.563	139	132	70	7	36	404
Total 4 Years	129-81	400-888	.450	40-149	.268	248-409	.606	504	394	230	37	141	1088

23. MARK HILL 1,040



1989-90 | Guard
Los Angeles, Calif. (Locke HS/Los Angeles Harbor JC)
Very productive "big" guard who successfully made the transition from the community college level...excellent 3-point shooter who broke every CSF 3-point field goal record in the book at that time... could guard opponent small forwards... did not miss a game in his 58-game career and missed only one start (to accommodate a senior starter his junior year... averaged 17.9 points and 2.4 assists...at .396, he ranks No. 5 in

Titan career 3-point percentage...ranks No. 7 with 145 makes...on the single-season lists, his .417 percentage in 1988-89 ranks No.5...his 75 makes that season rank tied for 9th on the single-season list...earned honorable mention All-Big West honors as a junior when he ranked second in the league in scoring in conference games at 19.3 ppg...ranked No. 4 for all games at 17.6 ppg... led team averaging 35.9 mpg...his most memorable basket was a miracle 3-pointer to force overtime in Long Beach State's Gold Mine Gym on Mar. 4, 1989... the 49ers were inbounding the ball under their defensive basket with a few seconds to play and the inbounder passed the ball to a non-existent teammate... it rolled slowly to Hill, who picked the ball up behind the top of the key, turned, shot and tied the game with 1 second to play...Titans won in overtime...biggest scoring game was 33 points at Utah State on Feb. 16, 1989,when he made 7-of-11 from behind the arc.



CAL STATE FULLERTON CAREER STATISTICS


YR	GP-S	FG-A	PCT	3P-A	PCT	FT-A	PCT	REB	A	TO	B	S	PTS
1988-89 Junior	29-28	181-404	.448	75-180	.417	74-106	.698	59	71	74	1	17	511
1989-90 Senior	29-29	173-432	.400	70-186	.376	113-153	.739	48	71	75	3	30	529
Total 2 Years	58-57	354-836	.423	145-366	.396	187-259	.722	107	142	149	4	47	1040

22. KWAME VAUGHN 1,072



2012-13 | Guard
Oakland, Calif. (Skyline HS/University of San Francisco)
Two-year letterwinner for the Titans after transferring from the University of San Francisco...two-time All-Big West Conference Second-Team selection...Big West All-Academic Team selection as a junior in 2011-12... ranks 10th in career scoring average (17.0 ppg), seventh in career three-point percentage (.382), seventh in free throws (291), and fourth in free throw percentage


(.841)...his 180 free throws as a senior are third-best in a season while he ranks 4th (.847 in 2011-12) and 6th (.837 in 2012-13) in free throw percentage for a season...played the sixth-most minutes in a season as a senior (1,116)...scored 37 points vs. UC Santa Barbara on Feb. 4, 2012, to rank in a tie for fifth in a single-game...finished with 22 games of 20-or-more points...his 588 points in 2012-13 are fifth-most by a senior while his 18.4 ppg are the seventh-most...led the team in points (18.4 ppg), rebounds (4.6 rpg), and assists (119) as a senior...led the team in free throw percentage and assists in both of his seasons...his 1,072 career points are the fourth-most by a Division I transfer to Cal State Fullerton.



CAL STATE FULLERTON CAREER STATISTICS

YR	GP-S	FG-A	PCT	3P-A	PCT	FT-A	PCT	REB	A	TO	B	S	PTS
2011-12 Junior	31-31	157-343	.458	59-151	.391	111-131	.847	141	116	83	4	28	484
2012-13 Senior	32-32	179-399	.449	50-134	.373	180-215	.837	148	119	98	7	49	588
Total 2 Years	63-63	336-742	.453	109-285	.382	291-346	.841	289	235	181	11	77	1072

24. D.J. SEELEY 1,037



2012-13 | Guard
Stockton, Calif. (Modesto Christian HS/California)
Two-year letterwinner for the Titans after transferring from California...NABC All-District Second-Team selection as a senior... Big West Conference Newcomer of the Year in 2011-12... All-Big West First-Team honoree as a junior and a second-team award winner as a senior...two-time Big West Player of the Week -- one of only 14 Titans (as of 2012-13) to win the award multiple times in a career...ranks 7th in career scoring average


(17.6 ppg) and is the school's career record-holder for three-point percentage (.423)...ranks tied for fourth (.434) as a junior and sixth (.412) as a senior in single-season three-point percentage...his 56 steals as a senior are eighth-best in a season...holds the single-game school record for three-point percentage (6-for-6) against UC Irvine on Jan. 21, 2012... his 37 points against Cal State Northridge on Jan. 5, 2013, is tied for fifth on the single-game scoring list...finished his career with 24 games of 20-or-more points, including four, 30-point games...his 133 free throws in 2011-12 are the second-most by a junior in the school's Division I history (Leon Wood, 142)...led the team in scoring as a junior... his 1,037 career points are the fifth-most by a Division I transfer to Cal State Fullerton in school history.

CAL STATE FULLERTON CAREER STATISTICS

YR	GP-S	FG-A	PCT	3P-A	PCT	FT-A	PCT	REB	A	TO	B	S	PTS
2011-12 Junior	31-29	169-385	.439	66-152	.434	133-182	.731	170	57	90	6	45	537
2012-13 Senior	28-28	166-352	.472	63-153	.412	105-130	.808	121	108	75	8	56	500
Total 2 Years	59-57	335-737	.455	129-305	.423	238-312	.763	291	165	165	14	101	1037

1,000-POINT SCORERS

25. AGEE WARD 1,017



1990-92 | Forward
Los Angeles, Calif. (Washington HS)


One of the best power forwards in Titan history...excellent rebounder with soft shooting touch in the paint...three-year letterman who started 57 times in 83 career games...with 563 career rebounds ranks 7th on the all-time Titan list... ranks fourth in career field-goal percentage at .532...as a senior posted school's second-best field goal percentage for a single season at .562...averaged 12.3 points and 6.8 rebounds for his career, all played under Coach John Sneed...in 1991-92 he averaged 18.0 points and 7.4 rebounds to lead team in both categories, starting 26 of his 27 games (missed 1 game)...as a junior led team and ranked third in the Big West Conference with 8.1 rebounds per game... had career-highs of 35 points and 15 rebounds (tie) in a 98-94 win at Portland on Dec. 14, 1991... scored 31 points in a 111-99 overtime win over Utah State on Feb. 6, 1992, and 30 in an 86-80 loss at UCLA on Dec. 23, 1991...twice had 15 rebounds in a game his junior season, both times vs. New Mexico State... his 213 field goals his senior season rank seventh on the Titans' single-season list...had to sit out his freshman season due to Prop. 48...nagged by an ankle injury and illness in non-conference portion of sophomore season...his father, Gary, was a major league outfielder.



CAL STATE FULLERTON CAREER STATISTICS

YR	GP-S	FG-A	PCT	3P-A	PCT	FT-A	PCT	REB	A	TO	B	S	PTS
1989-90	Sophomore	28-13	75-151	.497	0-0	.000	30-48	.625	135	18	38	14	180
1990-91	Junior	28-18	145-284	.511	0-0	.000	62-89	.697	227	18	44	6	352
1991-92	Senior	27-26	213-379	.562	0-0	.000	59-97	.608	201	13	55	4	485
Total	3 Years	83-57	433-814	.532	0-0	.000	151-234	.645	563	49	137	24	1017

27. JOE SMALL 1,011



1991-92 | Guard
Westminster, Calif.
(Bolsa Grande HS/College of the Sequoias)

Clutch shooting junior college transfer who provided explosive scoring from the perimeter for the Titans for two seasons...had led the state in scoring in 1989-90 at College of the Sequoias at 25.3 ppg...as a junior in 1990-91 for the Titans he earned second-team All-Big West honors... averaged 21.8 ppg, second in the Big West to UNLV's Larry Johnson...it was the fifth best figure for a season by a Titan with a total of 610 points, eighth best...that year his free-throw percentage was .829, seventh best... at the time, his 75 three-point field goals were a school record but has fallen to a tie for ninth...averaged almost 38 mpg...averaged 18.4 ppg over 55-game career that included 53 starts...ranks No. 3 in career free-throw percentage at .846...had 6 games of 30 or more points with a high of 33 on two occasions - in a loss at Butler on Dec. 3, 1991, and a home loss to UC Irvine on Feb. 21, 1991... had 32 points in a memorable win at Fresno State when he scored 13 late points in a row and hit 6-of-6 free throws in the final minute...most memorable basket was 22-footer at the buzzer without hitting the floor after an offensive rebound of his own miss to beat Colorado State, 62-60, on Dec. 29, 1990, before a crowd swelled by Rams' Freedom Bowl football fans.



CAL STATE FULLERTON CAREER STATISTICS


YR	GP-S	FG-A	PCT	3P-A	PCT	FT-A	PCT	REB	A	TO	B	S	PTS
1990-91	Junior	28-28	202-459	.440	75-193	.389	131-158	.829	108	99	72	1	610
1991-92	Senior	27-25	134-340	.394	55-150	.367	78-89	.876	101	93	69	0	401
Total	2 Years	55-53	336-799	.421	130-343	.379	209-247	.846	209	192	141	1	1011

26. MIKE NILES 1,014



1977-79 | Forward
Los Angeles, Calif. (Jefferson HS)

Powerful inside performer who was the "enforcer" on Titans' talented 1977-78 and 1978-79 teams...three-year regular who started 59 of his 82 games but left school and forfeited his 1979-80 senior season...averaged in double figures in scoring all three years (10.3 ppg, 11.8 ppg and 15.0 ppg) for career mark of 12.4 ppg... averaged 6.1 rebounds for his career and his total of 502 ranks No. 10 on CSF lists...guarded Magic Johnson and helped hold the future Hall of Famer to the fewest points of his collegiate career in 92-89 loss at Michigan State on Dec. 9, 1978, as Johnson was held to just five points on 2-of-9 from the floor (to go with 11 assists and five steals before fouling out)...his high-scoring game was 25 points in 81-77 overtime win at Long Beach State on Jan. 13, 1979...had 14 rebounds in 70-69 loss at Long Beach on Feb. 22, 1979.




CAL STATE FULLERTON CAREER STATISTICS

YR	GP-S	FG-A	PCT	3P-A	PCT	FT-A	PCT	REB	A	TO	B	S	PTS
1976-77	Freshman	26-10	105-208	.505	0-0	.000	57-87	.655	138	27	55	-	267
1977-78	Sophomore	29-22	152-310	.490	0-0	.000	38-88	.432	162	34	64	-	342
1978-79	Junior	27-27	165-310	.532	0-0	.000	75-124	.605	202	42	63	-	405
Total	3 Years	82-59	422-828	.510	0-0	.000	170-299	.569	502	103	182	-	1014

LYLE PARKS, JR., TITAN HUSTLE AWARD

The Titan Hustle Award was established during the 1989-90 season by a group of Cal State Fullerton basketball boosters then known as the "Playmakers." The trophy traditionally has been presented to the Titan, who, in the opinion of the boosters, has displayed the greatest amount of "hustle" on offense, defense, and during practices. In 2002, the Titan Hoop Club board of directors unanimously voted to rename the trophy the "Lyle Parks, Jr., Titan Hustle Award" in honor of the long-time president of the "Executive Playmakers," whose perseverance kept the basketball booster group going throughout the mid-to-late 1990's. The "Executive Playmakers" were responsible for successfully raising funds that were used for physical improvements to the basketball locker room and the coaches' offices.



PAST RECIPIENTS

1989-90	Van Anderson	2001-02	Pape Sow
1990-91	J.D. Green	2002-03	Ralph Holmes
1991-92	Kim Kemp	2003-04	Pape Sow
1992-93	Aaron Sunderland	2004-05	Ralph Holmes
1993-94	Chris St. Clair	2005-06	Jamaal Brown
1994-95	Chris St. Clair	2006-07	Scott Cutley
1995-96	Chris Dade	2007-08	Frank Robinson
1996-97	Ali Nayab	2008-09	Marcio Lassiter
1997-98	(no award)	2009-10	Devon Peltier
1998-99	Kenroy Jarrett	2010-11	Perry Webster
1999-00	Mark Murphy	2011-12	Omondi Amoke
2000-01	Ryan Dillon	2012-13	Alex Harris

TITANS IN THE NBA



JOSH AKOGNON

5-11 • Guard • Petaluma, Calif./Casa Grade HS/Washington State
at Cal State Fullerton: 2008-09
Drafted: Undrafted; Signed with Dallas on April 3, 2013
NBA Debut: April 10, 2013



NBA STATISTICS

YR	Team	GP-S	FG-A	PCT	3P-A	PCT	FT-A	PCT	REB	AVG	A	TO	B	S	PTS	AVG
2012-13	Dallas	3-0	2-4	.500	1-2	.500	0-0	.000	1	0.3	1	0	0	0	5	1.7
Total	1 Year	3-0	2-4	.500	1-2	.500	0-0	.000	1	0.3	1	0	0	0	5	1.7

CAL STATE FULLERTON STATISTICS

YR	GP-S	FG-A	PCT	3P-A	PCT	FT-A	PCT	REB	AVG	A	TO	B	S	PTS	AVG
2007-08	32-32	212-472	.449	116-295	.393	107-119	.899	107	3.3	48	55	4	44	647	20.2
2008-09	32-32	248-618	.401	136-366	.372	132-148	.892	101	3.2	51	84	1	32	764	23.9
Total	64-64	460-1090	.422	252-661	.381	239-267	.895	208	3.3	99	139	5	76	1411	22.0



Photo Courtesy NBA/Danny Bollinger, Dallas Mavericks

BRUCE BOWEN (continued...)

NBA STATISTICS - PLAYOFFS

YR	Team	GP-S	FG-A	PCT	3P-A	PCT	FT-A	PCT	REB	A	TO	B	S	PTS
1999-00	Miami	10-0	10-27	.370	5-22	.227	10-16	.625	10	8	6	4	7	35
2000-01	Miami	3-3	5-16	.313	2-8	.250	0-0	.000	2	2	2	2	2	12
2001-02	San Antonio	10-10	25-61	.410	11-25	.440	7-14	.500	33	14	7	7	11	68
2002-03	San Antonio	24-24	54-145	.372	35-80	.438	23-42	.548	69	39	15	17	20	166
2003-04	San Antonio	10-10	23-63	.365	11-29	.379	3-13	.231	29	10	4	3	4	60
2004-05	San Antonio	23-23	46-128	.359	29-67	.433	11-17	.647	66	36	15	13	11	132
2005-06	San Antonio	13-13	32-61	.525	15-30	.500	1-2	.500	28	16	9	8	11	80
2006-07	San Antonio	20-20	47-119	.395	33-74	.446	3-6	.500	81	26	14	4	28	130
2007-08	San Antonio	17-17	37-93	.398	22-54	.407	8-11	.727	33	23	9	6	11	104
2008-09	San Antonio	5-2	7-13	.538	5-9	.556	2-2	1.000	15	3	3	0	3	21
Total	10 Years	135-122	286-726	.394	168-398	.422	68-123	.553	366	177	84	64	108	808

CAL STATE FULLERTON STATISTICS

YR	GP-S	FG-A	PCT	3P-A	PCT	FT-A	PCT	REB	AVG	A	TO	B	S	PTS	AVG
1989-90	18-0	9-22	.409	3-5	.600	10-13	.769	18	1.0	4	7	3	3	31	1.7
1990-91	28-23	89-236	.377	14-60	.233	83-120	.692	169	6.0	60	61	24	26	275	9.8
1991-92	28-27	138-311	.444	12-44	.273	120-161	.745	196	7.0	70	68	23	51	408	14.6
1992-93	27-27	148-318	.465	14-43	.326	131-201	.652	176	6.5	62	73	21	53	441	16.3
Total	101-77	384-887	.433	43-152	.283	344-495	.695	559	5.5	196	209	71	133	1155	11.4

CAREER NOTES


- Three-Time NBA Champion with the San Antonio Spurs (2003, 2005, 2007)
- Five-Time NBA All-Defensive First-Team selection (2003-08) & Three-Time Second-Team selection (2000-03)
- Led the NBA in three-point percentage in 2002-03 (.441)



Photo Courtesy NBAE/Getty Images



Photo Courtesy NBA Photos/Miami Heat



BRUCE BOWEN

6-7 • Forward • Fresno, Calif./Edison HS
at Cal State Fullerton: 1990-93
Drafted: Undrafted; Signed with Miami on March 15, 1997
NBA Debut: March 16, 1997



NBA STATISTICS - REGULAR SEASON

YR	Team	GP-S	FG-A	PCT	3P-A	PCT	FT-A	PCT	REB	A	TO	B	S	PTS
1996-97	Miami	1-0	0-0	.000	0-0	.000	0-0	.000	0	0	0	1	0	0
1997-98	Boston	61-9	122-298	.409	20-59	.339	76-122	.623	174	81	52	29	87	340
1998-99	Boston	30-1	26-93	.280	7-26	.269	11-24	.458	52	28	13	9	21	70
1999-00	Philadelphia	42-0	26-73	.356	1-2	.500	6-12	.500	36	16	5	5	9	59
	Miami	27-2	46-121	.380	26-56	.464	19-31	.613	60	18	14	10	14	137
2000-01	Miami	82-72	211-581	.363	103-307	.336	98-161	.609	245	132	74	53	83	623
2001-02	San Antonio	59-59	155-398	.389	56-148	.378	46-98	.479	162	88	66	25	62	412
2002-03	San Antonio	82-82	223-479	.466	101-229	.441	36-89	.404	239	113	72	42	66	583
2003-04	San Antonio	82-82	211-502	.420	77-212	.363	66-114	.579	253	113	90	33	84	565
2004-05	San Antonio	82-82	251-598	.420	102-253	.403	71-112	.634	285	126	57	39	55	675
2005-06	San Antonio	82-82	232-536	.433	104-245	.424	51-84	.607	320	126	67	30	79	619
2006-07	San Antonio	82-82	189-467	.405	89-232	.384	43-73	.589	223	117	65	25	62	510
2007-08	San Antonio	81-81	174-428	.407	90-215	.419	45-69	.652	234	91	46	22	54	483
2008-09	San Antonio	80-10	79-187	.422	42-98	.429	14-26	.538	145	40	25	13	36	214
Total	13 Years	873-644	1945-4761	.409	818-2082	.393	582-1013	.575	2428	1089	646	336	712	5290

Other Titans Signed by the NBA...

Six other former Cal State Fullerton men's basketball standouts were also drafted by NBA teams, but did not appear in a regular season league contest. Their stats for their Titan careers are below.

Kerry Boagni (1985-86) // Utah Jazz, 1986, 5th Round

YR	GP-S	FG-A	PCT	3P-A	PCT	FT-A	PCT	REB	AVG	A	TO	B	S	PTS	AVG
2 Years	56-54	285-677	.421	28-77	.364	59-87	.678	246	4.4	129	95	14	54	657	11.7

Kevin Heenan (1976-79) // Golden State Warriors, 1979, 10th Round

YR	GP-S	FG-A	PCT	3P-A	PCT	FT-A	PCT	REB	AVG	A	TO	B	S	PTS	AVG
4 Years	100-62	501-1006	.498	0-0	.000	162-205	.790	204	2.0	225	134	-	-	1164	11.6

Ricky Mixon (1982-83) // Los Angeles Lakers, 1983, 8th Round

YR	GP-S	FG-A	PCT	3P-A	PCT	FT-A	PCT	REB	AVG	A	TO	B	S	PTS	AVG
2 Years	59-30	396-827	.479	3-10	.300	60-76	.789	89	1.5	97	75	8	54	855	14.5

Tom Morgan (1978-80) // Dallas Mavericks, 1980, 10th Round

YR	GP-S	FG-A	PCT	3P-A	PCT	FT-A	PCT	REB	AVG	A	TO	B	S	PTS	AVG
3 Years	81-30	188-384	.490	0-0	.000	116-175	.663	279	3.4	91	127	-	-	492	6.1


Tony Neal (1982-85) // Los Angeles Lakers, 1985, 6th Round

YR	GP-S	FG-A	PCT	3P-A	PCT	FT-A	PCT	REB	AVG	A	TO	B	S	PTS	AVG
4 Years	117-113	546-1094	.499	0-0	.000	235-439	.535	1115	9.5	157	239	115	265	1327	11.3

Calvin Roberts (1979-80) // San Antonio Spurs, 1980, 4th Round

YR	GP-S	FG-A	PCT	3P-A	PCT	FT-A	PCT	REB	AVG	A	TO	B	S	PTS	AVG
2 Years	53-50	341-625	.546	0-0	.000	153-223	.686	496	9.4	22	115	40	-	835	15.8

TITANS IN THE NBA


BOBBY BROWN

6-2 • Guard • Los Angeles, Calif./Westchester HS
 at Cal State Fullerton: 2004-07
 Drafted: Undrafted; Signed as a free agent by Sacramento on July 25, 2008
 NBA Debut: Oct. 31, 2008



NBA STATISTICS - REGULAR SEASON


YR	Team	GP-S	FG-A	PCT	3P-A	PCT	FT-A	PCT	REB	A	TO	B	S	PTS
2008-09	Sacramento	47-1	94-247	.381	31-94	.330	26-34	.765	36	87	47	1	15	245
	Minnesota	21-1	47-113	.416	14-36	.389	8-9	.889	16	30	16	2	6	116
2009-10	New Orleans	22-0	60-152	.395	17-66	.258	8-8	1.000	18	46	24	1	9	145
	LA Clippers	23-0	28-85	.329	9-32	.281	5-7	.714	20	42	22	0	6	70
2016-17	Houston	25-0	23-60	.383	14-35	.400	2-2	1.000	6	14	5	0	1	62
2017-18	Houston	20-0	19-58	.328	11-40	.275	1-2	.500	7	11	9	0	4	50
Total	4 Years	158-2	271-715	.379	96-303	.317	50-62	.806	103	230	123	4	41	688

CAL STATE FULLERTON STATISTICS

YR	GP-S	FG-A	PCT	3P-A	PCT	FT-A	PCT	REB	AVG	A	TO	B	S	PTS	AVG
2003-04	28-15	129-321	.402	70-173	.405	41-48	.854	56	2.0	97	64	2	30	369	13.2
2004-05	32-32	193-466	.414	85-244	.348	67-81	.827	83	2.6	149	105	3	42	538	16.8
2005-06	29-29	182-427	.426	72-191	.377	72-99	.727	76	2.6	132	96	6	45	508	17.5
2006-07	27-27	188-402	.468	80-206	.388	90-114	.789	72	2.7	138	96	3	35	546	20.2
Total	116-103	692-1616	.428	307-814	.377	270-342	.789	287	2.5	516	361	14	152	1961	16.9



Photos Courtesy NBA Photos/David Sherman


GREG BUNCH

6-6 • Forward • San Bernardino, Calif./Pacific HS
 at Cal State Fullerton: 1975-78
 Drafted: 1978 2nd Round (12th Pick, 34th Overall) by the New York Knicks
 NBA Debut: Oct. 13, 1978




NBA STATISTICS - REGULAR SEASON

YR	Team	GP-S	FG-A	PCT	3P-A	PCT	FT-A	PCT	REB	A	TO	B	S	PTS
1978-79	New York	12-0	9-26	.346	0-0	.000	10-12	.833	17	4	5	3	3	28
Total	1 Year	12-0	9-26	.346	0-0	.000	10-12	.833	17	4	5	3	3	28

CAL STATE FULLERTON STATISTICS

YR	GP-S	FG-A	PCT	3P-A	PCT	FT-A	PCT	REB	AVG	A	TO	B	S	PTS	AVG
1974-75	18-	73-135	.541	0-0	.000	40-60	.667	127	7.1	21	-	-	-	186	10.3
1975-76	25-	169-324	.522	0-0	.000	63-104	.606	219	8.8	56	-	-	-	104	16.0
1976-77	25-24	155-298	.520	0-0	.000	88-116	.759	184	7.4	45	51	-	-	398	15.9
1977-78	32-31	200-367	.545	0-0	.000	104-142	.732	255	8.0	53	77	-	-	504	15.8
Total	100-55	597-1124	.531	0-0	.000	295-422	.699	785	7.9	175	128	0	0	1489	14.9

Photo Courtesy Greg Kalinsky for Madison Square Garden


CEDRIC CEBALLOS

6-6 • Forward • Los Angeles, Calif./Dominguez HS/Ventura JC
 at Cal State Fullerton: 1989-90
 Drafted: 1990 2nd Round (21st Pick, 48th Overall) by the Phoenix Suns
 NBA Debut: Nov. 2, 1990



NBA STATISTICS - REGULAR SEASON

YR	Team	GP-S	FG-A	PCT	3P-A	PCT	FT-A	PCT	REB	A	TO	B	S	PTS
1990-91	Phoenix	63-0	204-419	.487	1-6	.167	110-166	.663	150	35	69	5	22	519
1991-92	Phoenix	64-4	176-365	.482	1-6	.167	109-148	.736	152	50	71	11	16	462
1992-93	Phoenix	74-46	381-662	.576	0-2	.000	187-258	.725	408	77	106	28	54	949
1993-94	Phoenix	53-43	425-795	.535	0-9	.000	160-221	.724	344	91	93	23	59	1010
1994-95	LA Lakers	58-54	497-977	.509	58-146	.397	209-292	.716	464	105	143	19	60	1261
1995-96	LA Lakers	78-71	638-1203	.530	51-184	.277	329-409	.804	536	119	167	22	94	1656
1996-97	LA Lakers	8-8	34-83	.410	5-21	.238	13-15	.867	53	15	17	6	5	86
	Phoenix	42-32	248-534	.464	21-81	.259	126-171	.737	277	49	68	17	28	643
1997-98	Phoenix	35-16	129-258	.500	15-50	.300	60-84	.714	149	35	39	8	22	333
	Dallas	12-9	75-157	.478	6-20	.300	47-61	.770	72	25	33	8	11	203
1998-99	Dallas	13-5	59-140	.421	11-28	.393	34-49	.694	85	12	28	5	7	163
1999-00	Dallas	69-25	447-1002	.446	44-134	.328	209-248	.843	462	90	125	24	56	1147
2000-01	Detroit	13-0	28-71	.394	11-40	.275	8-10	.800	26	7	9	3	6	75
2000-01	Miami	27-0	73-158	.462	11-33	.333	29-33	.879	80	13	23	4	10	186
	Total	11 Years	609-313	3414-6824	.500	235-760	.309	1630-2165	.753	3258	723	991	183	450

NBA STATISTICS - PLAYOFFS

YR	Team	GP-S	FG-A	PCT	3P-A	PCT	FT-A	PCT	REB	A	TO	B	S	PTS
1990-91	Phoenix	3-0	7-12	.583	0-0	.000	2-6	.333	5	2	1	0	2	16
1991-92	Phoenix	8-8	44-80	.550	0-0	.000	20-30	.667	51	12	11	6	6	108
1992-93	Phoenix	16-3	40-70	.571	0-0	.000	16-22	.727	37	13	5	7	5	96
1993-94	Phoenix	10-8	43-93	.462	0-2	.000	15-18	.833	44	8	11	2	8	101
1994-95	LA Lakers	10-10	48-126	.381	18-50	.360	28-38	.737	61	18	21	7	12	142
1995-96	LA Lakers	4-4	30-62	.484	5-16	.313	11-12	.917	33	5	8	1	4	76
1996-97	Phoenix	5-0	11-33	.333	3-12	.250	8-8	1.000	26	3	8	3	4	33
2000-01	Miami	3-0	2-7	.286	0-0	.000	1-2	.500	6	1	0	0	1	5
Total	8 Years	59-33	225-483	.466	26-80	.325	101-136	.743	263	62	66	26	41	577

CAL STATE FULLERTON CAREER STATISTICS

YR	GP-S	FG-A	PCT	3P-A	PCT	FT-A	PCT	REB	AVG	A	TO	B	S	PTS	AVG
1988-89	29-	241-545	.442	16-58	.276	117-174	.672	256	8.8	43	97	8	46	615	21.2
1989-90	29-	247-509	.485	31-96	.323	144-215	.670	362	12.5	50	92	15	47	669	23.1
Total	58-	488-1054	.463	47-154	.305	261-389	.671	618	10.7	93	189	23	93	1284	22.1

CAREER NOTES

- 1995 NBA Western Conference All-Star
- Led the NBA in Field Goal Pct in 1992-93 (.576)
- 1992 NBA All-Star Slam Dunk Champion with the Phoenix Suns (Orlando, Fla.)



Los Angeles Lakers Photo Courtesy NBA Photos/Los Angeles Lakers




Photo Courtesy NBA Photos/Miami Heat



Photo Courtesy NBA Photos/Phoenix Suns

TITANS IN THE NBA



KEVIN HENDERSON

6-4 • Guard • Los Angeles, Calif./Centennial HS/Saddleback JC
at Cal State Fullerton: 1984-86
Drafted: 1986 3rd Round (3rd Pick, 50th Overall) by the Cleveland Cavaliers
NBA Debut: Feb. 12, 1987



NBA STATISTICS - REGULAR SEASON

YR	Team	GP-S	FG-A	PCT	3P-A	PCT	FT-A	PCT	REB	A	TO	B	S	PTS
1986-87	Golden State	5-0	3-8	.375	0-0	.000	2-2	1.000	3	11	4	0	1	8
1987-88	Golden State	12-2	19-48	.396	0-1	.000	10-14	.714	17	21	15	0	8	48
	Cleveland	5-0	2-5	.400	0-0	.000	5-12	.417	4	2	2	0	0	9
Total	2 Years	22-2	24-61	.393	0-1	.000	17-28	.607	24	34	21	0	9	65

CAL STATE FULLERTON STATISTICS

YR	GP-S	FG-A	PCT	3P-A	PCT	FT-A	PCT	REB	AVG	A	TO	B	S	PTS	AVG
1983-84	22-4	49-96	.510	0-0	.000	17-29	.586	24	1.1	19	23	0	10	115	5.2
1984-85	30-30	194-387	.501	26-53	.491	104-139	.748	80	2.7	118	84	5	24	518	17.3
1985-86	21-17	125-238	.525	14-27	.519	84-103	.816	40	1.9	83	54	1	23	348	16.6
Total	73-51	368-721	.510	40-80	.500	205-271	.756	144	2.0	220	161	6	57	981	13.4



OZELL JONES

6-11 • Center/Forward • Long Beach, Calif./Long Beach Poly/Wichita State
at Cal State Fullerton: 1983-84
Drafted: 1984 4th Round (20th Pick, 90th Overall) by the San Antonio Spurs
NBA Debut: Oct. 27, 1984



NBA STATISTICS - REGULAR SEASON

YR	Team	GP-S	FG-A	PCT	3P-A	PCT	FT-A	PCT	REB	A	TO	B	S	PTS
1984-85	San Antonio	67-6	106-180	.589	0-1	.000	33-83	.398	238	56	61	57	30	245
1985-86	LA Clippers	3-0	0-2	.000	0-0	.000	0-0	.000	2	0	3	1	2	0
Total	2 Years	70-6	106-182	.582	0-1	.000	33-83	.398	240	56	64	58	32	245

NBA STATISTICS - PLAYOFFS

YR	Team	GP-S	FG-A	PCT	3P-A	PCT	FT-A	PCT	REB	A	TO	B	S	PTS
1984-85	San Antonio	5-0	8-11	.727	0-0	.000	1-6	.167	17	4	7	4	1	17
Total	1 Year	5-0	8-11	.727	0-0	.000	1-6	.167	17	4	7	4	1	17

CAL STATE FULLERTON STATISTICS

YR	GP-S	FG-A	PCT	3P-A	PCT	FT-A	PCT	REB	AVG	A	TO	B	S	PTS	AVG
1982-83	29-24	134-253	.530	0-0	.000	50-85	.588	207	7.1	17	57	35	24	318	11.0
1983-84	29-29	129-234	.551	0-0	.000	46-103	.447	272	9.4	34	64	26	25	304	10.5
Total	58-53	263-487	.540	0-0	.000	96-188	.511	479	8.3	51	121	61	49	622	10.7



RICHARD MORTON

6-3 • Guard • San Francisco, Calif./Balboa HS
at Cal State Fullerton: 1985-88
Drafted: Signed as a free agent on Oct. 5, 1988
NBA Debut: Nov. 4, 1988



NBA STATISTICS - REGULAR SEASON

YR	Team	GP-S	FG-A	PCT	3P-A	PCT	FT-A	PCT	REB	A	TO	B	S	PTS
1988-89	Indiana	2-0	3-4	.750	0-0	.000	0-0	.000	0	1	1	0	0	6
Total	1 Year	2-0	3-4	.750	0-0	.000	0-0	.000	0	1	1	0	0	6

CAL STATE FULLERTON STATISTICS

YR	GP-S	FG-A	PCT	3P-A	PCT	FT-A	PCT	REB	AVG	A	TO	B	S	PTS	AVG
1984-85	27-2	61-125	.488	6-8	.750	26-32	.813	45	1.7	46	28	3	24	154	5.7
1985-86	27-26	148-309	.479	7-24	.292	56-70	.800	51	1.9	67	36	5	23	359	13.3
1986-87	30-28	208-471	.442	61-153	.399	76-99	.768	90	3.0	81	7	58	42	553	18.4
1987-88	29-29	225-512	.439	66-163	.405	123-146	.842	106	3.7	73	61	7	46	639	22.0
Total	113-85	642-1417	.453	140-348	.402	281-347	.810	292	2.6	267	132	73	135	1705	15.1



MIKE NILES

6-6 • Forward • Los Angeles, Calif./Jefferson HS
at Cal State Fullerton: 1977-79
Drafted: 1979 4th Round (17th Pick, 83rd Overall) by the Philadelphia 76ers
NBA Debut: Oct. 10, 1980



NBA STATISTICS - REGULAR SEASON

YR	Team	GP-S	FG-A	PCT	3P-A	PCT	FT-A	PCT	REB	A	TO	B	S	PTS
1980-81	Phoenix	44-0	48-138	.348	2-4	.500	17-37	.459	58	15	25	1	8	115
Total	1 Year	44-0	48-138	.348	2-4	.500	17-37	.459	58	15	25	1	8	115

NBA STATISTICS - PLAYOFF

YR	Team	GP-S	FG-A	PCT	3P-A	PCT	FT-A	PCT	REB	A	TO	B	S	PTS
1980-81	Phoenix	2-0	0-5	.000	0-0	.000	0-0	.000	0	0	0	0	0	0
Total	1 Year	2-0	0-5	.000	0-0	.000	0-0	.000	0	0	0	0	0	0

CAL STATE FULLERTON STATISTICS

YR	GP-S	FG-A	PCT	3P-A	PCT	FT-A	PCT	REB	AVG	A	TO	B	S	PTS	AVG
1976-77	26-10	105-208	.505	0-0	.000	57-87	.655	138	5.3	27	55	-	-	267	10.3
1977-78	29-22	152-310	.490	0-0	.000	38-88	.432	162	5.6	34	64	-	-	342	11.8
1978-79	27-27	165-310	.532	0-0	.000	75-124	.65	202	7.5	42	63	-	-	405	15.0
Total	82-59	422-828	.510	0-0	.000	170-299	.569	502	6.1	103	182	-	-	1014	12.4



TITANS IN THE NBA


PAPE SOW

6-10 • Forward • Dakar, Senegal/Jean Di La Fontaine HS/Chaffey College at Cal State Fullerton: 2002-04
 Drafted: 2004 2nd Round (18th Pick, 47th Overall) by the Miami Heat
 NBA Debut: Nov. 13, 2004



NBA STATISTICS - REGULAR SEASON

YR	Team	GP-S	FG-A	PCT	3P-A	PCT	FT-A	PCT	REB	A	TO	B	S	PTS
2004-05	Toronto	27-4	23-58	.397	0-0	.000	16-27	.593	57	2	10	4	12	62
2005-06	Toronto	42-25	53-123	.431	0-0	.000	41-57	.719	146	8	30	19	21	147
2006-07	Toronto	7-0	3-9	.333	0-0	.000	4-6	.667	11	2	1	1	1	10
Total	3 Years	76-29	79-190	.416	0-0	.000	61-90	.678	214	12	41	24	34	219

CAL STATE FULLERTON STATISTICS

YR	GP-S	FG-A	PCT	3P-A	PCT	FT-A	PCT	REB	AVG	A	TO	B	S	PTS	AVG
2001-02	26-26	139-330	.421	6-32	.188	118-182	.648	223	8.6	18	57	32	35	402	15.5
2002-03	18-16	82-160	.513	6-12	.500	79-116	.681	159	8.8	13	45	13	25	249	13.8
2003-04	28-28	160-324	.494	8-24	.333	156-231	.675	272	9.7	25	85	16	44	484	17.3
Total	72-70	381-814	.468	20-68	.294	353-529	.667	654	9.1	56	187	61	104	1135	15.8



Photos Courtesy NBA Photos/Toronto Raptors


HENRY TURNER

6-7 • Guard/Forward • Oakland, Calif./Fremont HS at Cal State Fullerton: 1985-88
 Drafted: Undrafted; Signed as a free agent on Sept. 10, 1989
 NBA Debut: Nov. 3, 1989



NBA STATISTICS - REGULAR SEASON

YR	Team	GP-S	FG-A	PCT	3P-A	PCT	FT-A	PCT	REB	A	TO	B	S	PTS
1989-90	Sacramento	36-1	58-122	.475	0-3	.000	40-65	.615	50	22	26	7	17	156
1994-95	Sacramento	30-0	23-57	.404	2-5	.400	20-35	.571	28	7	12	1	8	68
Total	2 Years	66-1	81-179	.453	2-8	.250	60-100	.600	78	29	38	8	25	224

CAL STATE FULLERTON STATISTICS

YR	GP-S	FG-A	PCT	3P-A	PCT	FT-A	PCT	REB	AVG	A	TO	B	S	PTS	AVG
1984-85	25-0	23-56	.411	0-1	.000	17-28	.607	53	2.1	10	17	2	10	63	2.5
1985-86	32-26	137-275	.498	0-4	.000	69-115	.600	199	6.2	55	53	17	44	343	10.7
1986-87	30-29	177-417	.424	21-53	.396	81-116	.698	180	6.0	73	20	69	39	456	15.2
1987-88	27-26	176-351	.501	4-14	.286	111-154	.721	198	7.3	39	64	12	37	467	17.3
Total	114-81	513-1099	.467	25-72	.347	278-413	.673	630	5.5	177	154	100	130	1329	11.7


LEON WOOD

6-3 • Guard • Santa Monica, Calif./St. Monica's HS/University of Arizona at Cal State Fullerton: 1982-84
 Drafted: 1984 1st Round (10th Pick, 10th Overall) by the Philadelphia 76ers
 NBA Debut: Oct. 26, 1984



NBA STATISTICS - REGULAR SEASON

YR	Team	GP-S	FG-A	PCT	3P-A	PCT	FT-A	PCT	REB	A	TO	B	S	PTS
1984-85	Philadelphia	38-1	50-134	.373	4-30	.133	18-26	.692	18	45	25	0	8	122
1985-86	Philadelphia	29-1	57-136	.419	13-29	.448	27-34	.794	27	75	7	0	14	154
	Washington	39-0	127-330	.385	28-85	.329	96-121	.793	63	107	67	0	20	378
1986-87	New Jersey	76-7	187-501	.373	60-200	.300	123-154	.799	120	370	108	3	48	557
1987-88	San Antonio	38-8	120-282	.426	43-108	.398	69-91	.758	51	155	34	1	22	352
	Atlanta	14-0	16-30	.533	9-19	.474	7-8	.875	6	19	5	0	4	48
1989-90	New Jersey	28-2	16-49	.327	4-21	.190	14-16	.875	12	47	8	0	6	50
1990-91	Sacramento	12-0	25-63	.397	12-38	.316	19-21	.905	19	49	12	0	5	81
Total	6 Years	274-19	598-1525	.392	173-530	.326	373-471	.792	316	867	266	4	127	1742

NBA STATISTICS - PLAYOFFS

YR	Team	GP-S	FG-A	PCT	3P-A	PCT	FT-A	PCT	REB	A	TO	B	S	PTS
1984-85	Philadelphia	5-0	4-9	.444	0-1	.000	6-8	.750	1	2	3	0	0	14
1985-86	Washington	1-0	1-5	.200	1-1	1.000	2-2	1.000	0	0	0	0	0	5
1987-88	Atlanta	4-0	1-1	1.000	1-1	1.000	0-0	.000	0	1	0	0	0	3
Total	3 Years	10-0	6-15	.400	2-3	.667	8-10	.800	1	3	3	0	0	22

CAL STATE FULLERTON STATISTICS

YR	GP-S	FG-A	PCT	3P-A	PCT	FT-A	PCT	REB	AVG	A	TO	B	S	PTS	AVG
1981-82	32-32	222-448	.496	0-0	.000	187-229	.817	57	1.8	237	115	5	43	631	19.7
1982-83	29-29	178-378	.471	28-63	.444	142-180	.789	72	2.5	319	113	3	61	526	18.1
1983-84	30-30	254-540	.470	-	-	211-257	.821	78	2.6	188	90	7	37	719	24.0
Total	91-91	654-1366	.479	28-63	.444	540-666	.811	207	2.3	744	318	15	141	1876	20.6

CAREER NOTES

- Ranked ninth in the NBA in 3-Point Field Goals in 1985-86 (41)
- Ranked in the top 10 in 3-Point Percentage in 1985-86 (.360) and 1987-88 (.409)



Photo Courtesy NBA Photos



Photo Courtesy NBA Photos




Photo Courtesy NBA Photos/Philadelphia 76ers

ALL-TIME DIVISION I COACHING STAFFS

YEAR	HEAD COACH	ASSISTANT	ASSISTANT	ASSISTANT
1974-75	Bobby Dye	Mel Sims	-	-
1975-76	Bobby Dye	Mel Sims	-	-
1976-77	Bobby Dye	Mel Sims	-	-
1977-78	Bobby Dye	Mel Sims	-	-
1978-79	Bobby Dye	Mel Sims	Mark Warkentien	-
1979-80	Bobby Dye	Mark Warkentien	-	Donny Daniels
1980-81	George McQuarn	John Sneed	Bill Genian	-
1981-82	George McQuarn	John Sneed	Phil Mathews	Donny Daniels (volunteer)
1982-83	George McQuarn	John Sneed	Phil Mathews	Donny Daniels
1983-84	George McQuarn	John Sneed	Phil Mathews	Donny Daniels
1984-85	George McQuarn	John Sneed	Phil Mathews	-
1985-86	George McQuarn	John Sneed	Ed Goorjian	-
1986-87	George McQuarn	John Sneed	Donny Daniels	David Grossman (volunteer)
1987-88	George McQuarn	John Sneed	Donny Daniels	David Grossman (grad. assistant)
1988-89	John Sneed	Donny Daniels	-	David Grossman (grad. assistant)
1989-90	John Sneed	Dan Dion	Keith Starr	Brian Underwood (part-time)
1990-91	John Sneed	Dan Dion	Bob Hofman	David Grossman (part-time)
1991-92	John Sneed	Dan Dion	Mike Bokosky	Leon Wood
1992-93	Brad Holland	Chris Brazier	Bob Hawking	Ed Goorjian
1993-94	Brad Holland	Bob Hawking	Chris Brazier	George Tuttle
1994-95	Bob Hawking	George Fuller	George Tuttle	Jeff Dunlap
1995-96	Bob Hawking	George Fuller	George Tuttle	Jeff Dunlap
1996-97	Bob Hawking	George Fuller	George Tuttle	Jeff Dunlap
1997-98	Bob Hawking	George Fuller	Ronnie Dean	Todd Johnson
1998-99	Bob Hawking	Todd Johnson	Bob Thornton	Rich Bossenmeyer
1999-00	Bob Hawking	Todd Johnson	Rich Bossenmeyer	-
2000-01	Donny Daniels	Rob Orellana	Jason Levy	Mark Maki
2001-02	Donny Daniels	Rob Orellana	Jason Levy	Mark Maki
2002-03	Donny Daniels	Rob Orellana	Jason Levy	Mark Maki
2003-04	Bob Burton	Andy Newman	Jason Levy	Mark Maki
2004-05	Bob Burton	Andy Newman	Jason Levy	Tim Kelly
2005-06	Bob Burton	Andy Newman	Jason Levy	Marlon Morton
2006-07	Bob Burton	Andy Newman	Jason Levy	Marlon Morton
2007-08	Bob Burton	Andy Newman	Jason Levy	Marlon Morton
2008-09	Bob Burton	Andy Newman	Julius Hicks	Scott Waterman
2009-10	Bob Burton	Andy Newman	Julius Hicks	Scott Waterman
2010-11	Bob Burton	Andy Newman	Julius Hicks	Scott Waterman
2011-12	Bob Burton	Andy Newman	Julius Hicks	Scott Waterman
2012-13	Andy Newman	Julius Hicks	Hardy Asprilla	Scott Waterman
2013-14	Dedrique Taylor	John Smith*	Danny Sprinkle	Robert Spence
2014-15	Dedrique Taylor	John Smith*	Danny Sprinkle	Robert Spence
2015-16	Dedrique Taylor	John Smith*	Danny Sprinkle	Robert Spence
2016-17	Dedrique Taylor	John Smith*	Danny Sprinkle	Robert Spence
2017-18	Dedrique Taylor	John Smith*	Danny Sprinkle	Anthony Santos
2018-19	Dedrique Taylor	John Smith*	Danny Sprinkle	Anthony Santos
2019-20	Dedrique Taylor	Gus Argenal*	Brandon Dunson	Anthony Santos
2020-21	Dedrique Taylor	Gus Argenal*	Joey Brooks	Anthony Santos
2021-22	Dedrique Taylor	Chris Walker	Joey Brooks	Anthony Santos
2022-23	Dedrique Taylor	Chris Walker	Ryan Hamm	Anthony Santos*
2023-24	Dedrique Taylor	Chris Walker	Ryan Hamm	Anthony Santos*


*Associate Head Coach



Head Coach Bobby Dye (center) and Assistant Coach Mel Sims (upper right)



Head Coach George McQuarn



Head Coach John Sneed



Head Coach Bob Burton

Titans' Division I Assistant Coaches Alphabetically...

Argenal, Gus	2020	Grossman, David	1987-89, 1991	Sims, Mel	1975-79
Bokosky, Mike	1992	Hamm, Ryan	2022	Smith, John	2013-18
Bossenmeyer, Rich	1999-00	Hawking, Bob	1993-94	Sneed, John	1981-88
Brazier, Chris	1993-94	Hicks, Julius	2009-13	Spence, Robert	2014
Brooks, Joey	2021	Hofman, Bob	1991	Sprinkle, Danny	2013-18
Daniels, Donny	1980, 1982-84	Johnson, Todd	1998-00	Starr, Keith	1990
	1987-89	Kelly, Tim	2005	Thornton, Bob	1999
Dean, Ronnie	1998	Levy, Jason	2001-08	Tuttle, George	1994-97
Dion, Dan	1990-92	Maki, Mark	2001-04	Underwood, Brian	1990
Dunlap, Jeff	1995-97	Mathews, Phil	1982-85	Walker, Chris	2021
Dunson, Brandon	2020	Morton, Marlon	2006-08	Warkentien, Mark	1979-80
Fuller, George	1995-98	Newman, Andy	2004-12	Waterman, Scott	2009-13
Genian, Bill	1981	Orellana, Rob	2001-03	Wood, Leon	1992
Goorjian, Ed	1986, 1993	Santos, Anthony	2017-2024		



YEAR-BY-YEAR TEAM STATS

YEAR	OVERALL		CONFERENCE		H	A	N	FINISH	GP	FG-A	PCT	3P-A	PCT	FT-A	PCT	OR	DR	REB	AVG	PF-DQ	A	TO	B	S	PTS	AVG
	W-L	Pct.	W-L	PCT.																						

MOE RADOVICH (9-17 [.346], 3-7 Conference [.300], 1 Year)

YEAR	W-L	Pct.	W-L	PCT.	H	A	N	FINISH	GP	FG-A	PCT	3P-A	PCT	FT-A	PCT	OR	DR	REB	AVG	PF-DQ	A	TO	B	S	PTS	AVG
1972-73	9-17	.346	-	-	3-6	5-10	1-1	-	26	748-1636	.457	-	-	212-309	.686	-	-	738	28.4	474-13	-	-	-	-	1708	65.7
								Opponents	26	734-1611	.456	-	-	353-499	.707	-	-	938	36.1	367-10	-	-	-	-	1821	70.4

BOBBY DYE (109-78 [.583], 43-41 Conference [.512], 7 Years)

YEAR	W-L	Pct.	W-L	PCT.	H	A	N	FINISH	GP	FG-A	PCT	3P-A	PCT	FT-A	PCT	OR	DR	REB	AVG	PF-DQ	A	TO	B	S	PTS	AVG
1973-74	16-10	.615	6-4	.600	9-2	6-8	1-0	-	26	710-1581	.453	-	-	310-474	.654	-	-	863	33.2	454-16	-	-	-	-	1732	66.6
								Opponents	26	710-1556	.456	-	-	295-421	.701	-	-	951	35.2	504-14	-	-	-	-	1751	65.8
1974-75	13-11	.542	4-6	.400	7-3	5-8	1-0	T-4th (6)	24	699-1472	.475	-	-	280-428	.654	-	-	921	38.4	457-11	-	-	-	-	1678	69.9
								Opponents	24	697-1542	.452	-	-	267-415	.643	-	-	993	41.4	437-9	-	-	-	-	1661	69.2
1975-76	15-10	.600	6-4	.600	8-1	4-9	3-0	T-1st (6)	25	734-1592	.461	-	-	293-450	.651	-	-	1094	43.8	428-7	-	-	-	-	1761	70.4
								Opponents	25	668-1594	.419	-	-	255-403	.633	-	-	988	39.5	455-11	-	-	-	-	1591	63.6
1976-77	16-10	.615	7-5	.583	9-2	5-7	2-1	4th (7)	26	791-1590	.498	-	-	325-469	.693	-	-	1064	40.9	415-8	422	397	-	-	1907	73.4
								Opponents	26	731-1694	.432	-	-	272-399	.682	-	-	969	37.3	470-11	375	366	-	-	1734	66.7
1977-78	23-9	.719	9-5	.643	11-2	6-5	6-2	T-3rd (8)	32	955-1920	.497	-	-	481-695	.692	-	-	1269	39.7	554-11	566	514	-	-	2391	74.7
								Opponents	32	896-1916	.468	-	-	389-565	.689	-	-	1106	34.6	652-26	505	537	-	-	2181	68.2
1978-79	16-11	.593	7-7	.500	9-3	5-6	2-2	T-4th (8)	27	842-1723	.489	-	-	399-591	.675	-	-	1092	40.4	507-13	432	364	40	-	2083	77.2
								Opponents	27	779-1673	.466	-	-	356-491	.725	-	-	1011	37.4	546-17	461	356	-	-	1914	70.9
1979-80	10-17	.370	4-10	.286	4-7	4-8	2-2	7th (8)	27	731-1507	.485	-	-	340-534	.637	-	-	1008	37.3	597-20	316	465	-	-	1802	66.7
								Opponents	27	707-1485	.476	-	-	456-650	.702	-	-	934	34.6	518-16	302	408	-	-	1870	69.3

GEORGE McQUARN (122-117 [.510], 66-68 Conference [.493], 8 Years)

YEAR	W-L	Pct.	W-L	PCT.	H	A	N	FINISH	GP	FG-A	PCT	3P-A	PCT	FT-A	PCT	OR	DR	REB	AVG	PF-DQ	A	TO	B	S	PTS	AVG
1980-81	4-23	.148	2-12	.143	3-6	0-9	1-8	8th (8)	27	684-1519	.450	-	-	332-480	.692	-	-	981	36.3	611-33	366	466	70	154	1700	63.0
								Opponents	27	693-1449	.478	-	-	518-742	.698	-	-	974	36.1	444-17	344	421	-	-	1904	70.5
1981-82	18-14	.563	9-5	.643	10-2	3-6	5-6	3rd (8)	32	820-1722	.476	-	-	451-617	.731	-	-	1001	31.3	554-16	447	408	89	203	2091	65.3
								Opponents	32	816-1706	.478	-	-	401-588	.682	-	-	1013	31.7	596-27	463	453	56	190	2033	63.5
1982-83	21-8	.724	12-4	.750	13-0	5-6	3-2	2nd (9)	29	891-1821	.493	34-84	.405	366-583	.628	-	-	1113	38.4	550-20	523	393	112	258	2194	75.7
								Opponents	29	730-1672	.437	61-185	.330	395-615	.642	-	-	1064	36.7	531-18	428	480	60	186	1916	66.1
1983-84	17-13	.567	8-10	.444	10-4	5-8	2-1	6th (10)	30	846-1764	.480	-	-	426-659	.646	-	-	1074	35.8	647-32	464	400	91	231	2118	70.6
								Opponents	30	716-1526	.469	-	-	474-717	.661	-	-	978	32.6	610-25	400	515	53	168	1906	63.5
1984-85	17-13	.567	11-7	.611	9-5	5-7	3-1	3rd (10)	30	830-1802	.461	44-101	.436	373-559	.667	-	-	1072	35.7	618-18	462	413	66	242	2077	69.2
								Opponents	30	743-1585	.469	53-141	.376	491-679	.723	-	-	1007	33.6	545-11	435	465	78	192	2030	67.7
1985-86	16-16	.500	8-10	.444	8-5	6-10	2-1	T-6th (10)	32	873-1811	.482	46-123	.374	442-693	.638	-	-	1052	32.9	725-30	490	404	72	261	2234	69.8
								Opponents	32	738-1521	.485	48-129	.372	619-856	.723	-	-	998	31.2	634-25	405	505	60	185	2143	67.0
1986-87	17-13	.567	9-9	.500	11-3	4-9	2-1	T-4th (10)	30	790-1682	.470	87-230	.378	434-630	.689	-	-	1010	33.7	592-16	348	357	77	192	2101	70.0
								Opponents	30	693-1458	.475	104-242	.430	462-662	.698	-	-	897	29.9	569-23	357	462	57	150	1952	65.1
1987-88	12-17	.414	7-11	.389	10-3	1-13	1-1	8th (10)	29	731-1598	.458	86-231	.372	413-573	.721	334	499	929	32.0	519-16	349	360	68	196	1961	67.6
								Opponents	29	705-1469	.480	101-266	.380	386-577	.669	287	532	819	28.2	526-13	332	439	89	167	1897	65.4

JOHN SNEED (55-59 [.482], 31-41 Conference [.431], 4 Years)

YEAR	W-L	Pct.	W-L	PCT.	H	A	N	FINISH	GP	FG-A	PCT	3P-A	PCT	FT-A	PCT	OR	DR	REB	AVG	PF-DQ	A	TO	B	S	PTS	AVG
1988-89	16-13	.552	10-8	.556	8-7	7-5	1-1	T-4th (10)	29	793-1799	.441	127-362	.351	380-572	.664	415	545	1064	36.7	542-14	393	417	127	215	2093	72.2
								Opponents	29	790-1646	.480	130-328	.396	381-602	.633	369	602	1082	37.3	540-12	460	484	77	182	2091	72.1
1989-90	13-16	.448	6-12	.333	9-4	2-11	2-1	7th (10)	29	792-1815	.436	170-469	.363	451-667	.676	410	618	1146	39.5	597-13	446	426	91	231	2205	76.0
								Opponents	29	776-1702	.456	159-435	.366	491-730	.673	360	617	1091	37.6	563-12	441	433	99	228	2202	75.9
1990-91	14-14	.500	7-11	.389	11-3	3-10	0-1	T-6th (10)	28	782-1791	.437	156-433	.360	516-712	.725	397	607	1102	39.4	556-17	404	427	70	206	2236	79.9
								Opponents	28	859-1769	.486	162-406	.399	418-602	.694	348	610	1050	37.5	583-22	474	434	101	224	2298	82.1
1991-92	12-16	.429	8-10	.444	9-4	3-11	0-1	T-6th (10)	28	791-1729	.458	88-278	.317	451-616	.732	379	626	1076	38.4	549-17	409	439	117	205	2121	75.8
								Opponents	28	758-1675	.453	156-408	.382	476-649	.733	339	575	974	34.8	532-5	430	433	75	220	2148	76.7

BRAD HOLLAND (23-31 [.426], 16-20 Conference [.444], 2 Years)

YEAR	W-L	Pct.	W-L	PCT.	H	A	N	FINISH	GP	FG-A	PCT	3P-A	PCT	FT-A	PCT	OR	DR	REB	AVG	PF-DQ	A	TO	B	S	PTS	AVG
1992-93	15-12	.556	10-8	.556	10-3	5-8	0-1	T-5th (10)	27	689-1503	.458	137-348	.394	422-645	.654	283	544	918	34.0	519-14	365	385	124	210	1937	71.7
								Opponents	27	675-1504	.449	115-331	.347	427-610	.700	303	565	965	35.7	530-12	328	427	62	194	1892	70.1
1993-94	8-19	.296	6-12	.333	4-9	4-9	0-1	T-8th (10)																		



YEAR-BY-YEAR TEAM STATS

1995-96	6-20	.231	5-13	.278	4-8	2-12	0-0	10th (10)	26	611-1498	.408	118-409	.289	402-604	.666	322	458	883	34.0	542-18	316	426	64	171	1742	67.0
								Opponents	26	704-1447	.487	143-389	.368	445-651	.684	344	618	962	37.0	497-12	446	424	91	183	1996	76.6
1996-97	13-14	.481	6-10	.375	8-5	5-9	0-0	T-4th (W) (6)	27	700-1548	.452	193-551	.350	375-565	.664	260	509	881	32.6	532-8	379	393	68	202	1968	72.9
								Opponents	27	701-1509	.465	161-456	.353	432-613	.705	337	643	980	36.3	519-	395	430	75	157	1995	73.9
1997-98	12-16	.429	6-10	.375	7-6	4-9	1-1	T-3rd (W) (6)	28	728-1675	.435	182-503	.362	418-680	.615	337	589	1016	36.3	571-14	368	483	95	224	2056	73.4
								Opponents	28	736-1617	.455	178-492	.362	435-652	.667	377	705	1082	38.6	569-17	398	570	77	175	2085	74.5
1998-99	13-14	.481	7-9	.438	10-3	3-10	0-1	4th (W) (6)	27	649-1500	.433	158-461	.343	435-647	.672	292	570	964	35.7	518-15	365	448	79	180	1891	70.0
								Opponents	27	698-1570	.445	190-516	.368	412-613	.672	341	638	979	36.3	537-	427	399	78	193	1998	74.0
1999-00	8-19	.296	3-13	.188	6-7	2-12	0-0	6th (W) (6)	27	700-1554	.453	163-472	.345	377-535	.705	282	602	887	32.7	495-14	349	399	71	165	1940	71.9
								Opponents	27	756-1655	.457	196-543	.361	396-570	.695	389	663	1049	38.9	475-6	435	368	78	168	2104	77.9

DONNY DANIELS (20-64 [.238], 13-39 Conference [.250], 3 Years)

YEAR	W-L	Pct.	W-L	PCT.	H	A	N	FINISH	GP	FG-A	PCT	3P-A	PCT	FT-A	PCT	OR	DR	REB	AVG	PF-DQ	A	TO	B	S	PTS	AVG
2000-01	5-23	.179	3-13	.188	3-11	2-11	0-1	T-7th (9)	28	556-1336	.416	144-471	.306	401-585	.685	253	570	823	29.4	568-16	327	467	56	151	1657	59.2
								Opponents	28	668-1439	.464	157-449	.350	471-700	.673	326	639	965	34.5	546-12	426	392	62	186	1964	70.1
2001-02	5-22	.185	2-16	.111	4-9	1-13	0-0	10th (10)	27	579-1448	.400	163-513	.318	368-560	.657	306	567	873	32.3	515-24	329	409	90	160	1689	62.6
								Opponents	27	66-1447	.462	163-428	.381	421-577	.730	300	678	978	36.2	505-15	394	403	63	173	1922	71.2
2002-03	10-19	.345	8-10	.444	6-6	4-10	0-3	T-6th (10)	29	660-1502	.439	138-399	.346	367-566	.648	350	561	911	31.4	523-16	339	384	44	172	1825	62.9
								Opponents	29	670-1415	.473	202-506	.399	391-559	.699	272	600	872	30.1	530-10	396	408	70	151	1933	66.7

BOB BURTON (155-122 [.560], 79-65 Conference [.549], 9 Years)

YEAR	W-L	Pct.	W-L	PCT.	H	A	N	FINISH	GP	FG-A	PCT	3P-A	PCT	FT-A	PCT	OR	DR	REB	AVG	PF-DQ	A	TO	B	S	PTS	AVG
2003-04	11-17	.393	7-11	.389	8-6	3-10	0-1	T-5th (10)	28	693-1637	.423	196-535	.366	401-588	.682	411	656	1067	38.1	579-28	403	435	52	184	1983	70.8
								Opponents	28	693-1498	.463	220-573	.384	444-648	.685	256	641	897	32.0	524-13	438	414	63	186	2050	73.2
2004-05	21-11	.656	12-6	.667	10-2	9-7	2-2	T-3rd (10)	32	920-2055	.448	253-716	.353	315-457	.689	427	784	1211	37.8	586-12	472	423	53	211	2408	75.2
								Opponents	32	827-1789	.462	214-602	.355	421-619	.680	293	787	1080	33.8	463-5	500	481	79	145	2289	71.5
2005-06	16-13	.552	5-9	.357	7-5	7-6	2-2	6th (8)	29	840-1808	.465	221-575	.384	392-588	.667	399	725	1124	38.8	548-15	433	437	65	207	2293	79.1
								Opponents	29	778-1720	.452	210-560	.375	417-579	.720	311	687	998	34.4	496-7	412	436	63	182	2183	75.3
2006-07	20-10	.667	9-5	.643	12-2	7-7	1-1	T-2nd (8)	30	905-1973	.459	247-673	.367	405-629	.644	427	753	1180	39.3	584-15	519	463	65	204	2462	82.1
								Opponents	30	834-1822	.458	190-537	.354	433-627	.691	344	768	1112	37.1	571-9	429	507	68	175	2291	76.4
2007-08	24-9	.727	12-4	.750	11-3	9-5	4-1	T-1st (9)	33	974-2060	.473	285-741	.385	467-665	.702	391	791	1182	35.8	629-12	505	445	50	296	2700	81.8
								Opponents	33	874-1886	.463	236-630	.375	414-622	.666	339	811	1150	34.8	546-7	492	575	88	200	2398	72.7
2008-09	15-17	.469	7-9	.438	6-6	7-7	2-4	T-7th (9)	32	824-1890	.436	259-753	.344	438-614	.713	372	702	1074	33.6	592-20	421	422	115	212	2345	73.3
								Opponents	32	853-1883	.453	224-610	.367	426-626	.681	432	778	1210	37.8	558-15	446	485	60	180	2356	73.6
2009-10	16-15	.516	8-8	.500	8-5	7-6	1-4	T-3rd (9)	31	790-1754	.450	209-598	.349	514-720	.714	323	818	1141	36.8	613-28	421	453	98	175	2303	74.3
								Opponents	31	791-1850	.428	195-556	.351	486-714	.681	368	766	1134	36.6	587-17	385	407	82	181	2263	73.0
2010-11	11-20	.355	7-9	.438	7-5	4-12	0-3	6th (9)	31	752-1674	.449	198-540	.367	506-704	.719	325	711	1036	33.3	636-27	393	439	44	162	2208	71.2
								Opponents	31	767-1712	.448	252-681	.370	540-744	.726	341	711	1052	33.9	580-15	446	409	109	171	2326	75.0
2011-12	21-10	.677	12-4	.750	13-1	7-7	1-2	T-2nd (9)	31	833-1764	.472	266-659	.404	485-699	.694	385	779	1164	37.5	603-15	464	476	84	174	2417	78.0
								Opponents	31	770-1761	.437	211-571	.370	454-662	.686	333	658	991	32.0	591-10	387	428	99	152	2205	71.1

ANDY NEWMAN (14-18 [.438], 6-12 Conference, 1 Year)

YEAR	W-L	Pct.	W-L	PCT.	H	A	N	FINISH	GP	FG-A	PCT	3P-A	PCT	FT-A	PCT	OR	DR	REB	AVG	PF-DQ	A	TO	B	S	PTS	AVG
2012-13	14-18	.438	6-12	.333	6-7	6-10	2-1	8th (10)	32	855-1819	.470	266-704	.378	475-627	.758	271	683	954	29.8	595-21	472	401	52	248	2451	76.6
								Opponents	32	866-1816	.477	204-581	.351	445-644	.691	390	766	1156	36.1	577-	505	513	96	182	2381	74.4

DEDRIQUE TAYLOR (155-179 [.464], 81-96 Conference, 11 Years)

YEAR	W-L	Pct.	W-L	PCT.	H	A	N	FINISH	GP	FG-A	PCT	3P-A	PCT	FT-A	PCT	OR	DR	REB	AVG	PF-DQ	A	TO	B	S	PTS	AVG
2013-14	11-20	.355	6-10	.375	8-6	3-12	0-2	T-6TH (9)	31	734-1726	.425	191-577	.331	433-658	.658	325	721	1046	33.7	604-12	343	370	58	145	2092	67.5
								Opponents	31	758-1656	.458	163-480	.340	536-760	.705	296	790	1086	35.0	584-12	402	353	111	152	2215	71.5
2014-15	9-22	.290	1-15	.063	6-8	1-14	2.0	9th (9)	31	698-1696	.412	167-523	.319	428-623	.687	323	765	1088	35.1	566-8	305	391	62	156	1991	64.2
								Opponents	31	742-1676	.443	210-553	.380	461-656	.703	274	785	1059	34.2	569-9	408	345	119	182	2155	69.5
2015-16	10-20	.333	3-13	.188	5-8	5-10	0-2	9th (9)	30	698-1702	.410	193-582	.332	515-743	.693	335	781	1116	37.2	611-13	304	393	47	148	2104	70.1
								Opponents	30	752-1755	.428	238-677	.352	485-664	.730	307	789	1096	36.5	612-17	436	344	118	162	2227	74.2
2016-17	17-15	.531	10-6	.625	12-4	4-8	1-3	3rd (9)	32	821-1850	.444	196-631	.311													



YEAR-BY-YEAR TEAM STATS

2021-22	21-10	.677	11-4	.733	11-2	7-7	3-1	2nd (11)	31	768-1717	.447	171-518	.330	471-617	.763	300	740	1040	33.5	496-3	350	380	62	225	2178	70.3
								Opponents	31	750-1714	.438	241-643	.375	310-446	.695	277	710	987	31.8	603-9	406	431	97	191	2051	66.2
2022-23	20-13	.606	12-6	.667	11-2	7-8	2-3	4th (11)	33	779-1812	.430	253-686	.369	472-681	.693	303	805	1108	33.6	590-16	340	391	85	214	2283	69.2
								Opponents	33	754-1812	.416	220-705	.312	420-591	.711	328	825	1153	34.9	633-20	372	466	97	199	2148	65.1
2023-24	14-18	.438	7-13	.350	7-7	6-10	1-1	10th (11)	32	740-1717	.431	207-627	.330	485-685	.708	269	779	1048	32.8	571-7	284	393	98	214	2172	67.9
								Opponents	32	773-1790	.432	218-687	.317	448-625	.717	321	816	1137	35.5	591-15	394	402	85	199	2212	69.1

RECORD IN OPENERS

REGULAR SEASON OPENERS

YEAR	OPPONENT	W/L	SCORE	MARGIN	REC.
1960-61	Westmont (U)	W	69-67	+2	1-0
1961-62	at Fresno State	L	81-79	-2	1-1
1962-63	at Cal State Northridge*	W	74-71	+3	2-1
1963-64	Cal State Northridge	W	93-64	+29	3-1
1964-65	at Long Beach State	L	93-56	-37	3-2
1965-66	Claremont-Mudd (U)	W	78-66	+12	4-2
1966-67	Cal State Los Angeles (U)	L	93-79	-14	4-3
1967-68	at Michigan State	L	80-49	-31	4-4
1968-69	LaVerne (U)	W	111-73	+38	5-4
1969-70	Cal State Stanislaus (U)	L	92-91	-1	5-5
1970-71	at Idaho State	L	95-81	-14	5-6
1971-72	at Tulsa	L	99-75	-24	5-7
1972-73	at North Texas	L	63-56	-7	5-8
1973-74	Westmont	L	75-63	-12	5-9
1974-75	at UNLV	L	75-56	-19	5-10
1975-76	Cal State Los Angeles	L	81-75	-6	5-11
1976-77	at Cal State Northridge	W	87-56	+31	6-11
1977-78	at Oregon	L	69-61	-8	6-12
1978-79	Northern Arizona	W	70-58	+12	7-12
1979-80	at Northern Arizona*	W	74-73	+1	8-12
1980-81	at Portland	L	100-65	-35	8-13
1981-82	BYU	L	81-66	-15	8-14
1982-83	Northern Arizona	W	97-55	+42	9-14
1983-84	vs. McNeese State	W	78-66	+12	10-14
1984-85	at Saint Mary's	W	51-50	+1	11-14
1985-86	at Hawaii	L	79-76	-3	11-15
1986-87	at Texas Tech	L	70-69	-1	11-16
1987-88	at Montana	L	71-66	-5	11-17
1988-89	at Utah	W	59-57	+2	12-17
1989-90	Lamar	W	104-67	+37	13-17
1990-91	at Lamar	L	95-86	-9	13-18
1991-92	San Francisco	W	93-84	+9	14-18
1992-93	Saint Mary's	W	82-62	+20	15-18
1993-94	at Wyoming	L	80-62	-18	15-19
1994-95	Cal State Northridge	W	80-71	+9	16-19
1995-96	at UCLA	L	79-63	-16	16-20
1996-97	at BYU	W	75-67	+8	17-20
1997-98	at Utah	L	87-59	-28	17-21
1998-99	at Kansas State	L	72-51	-21	17-22
1999-00	at Simon Fraser	L	80-77	-3	17-23
2000-01	at Oregon State	L	68-35	-33	17-24
2001-02	at Pepperdine	L	75-58	-17	17-25
2002-03	vs. Texas A&M-Corpus Christi	L	83-76	-7	17-26
2003-04	at Northern Arizona	L	77-60	-17	17-27
2004-05	vs. Samford	L	69-57	-12	17-28
2005-06	Hope International	W	97-52	+45	18-28
2006-07	Cal Maritime	W	108-56	+52	19-28
2007-08	CSU Bakersfield	W	92-75	+17	20-28
2008-09	vs. Texas State	L	76-66	-10	20-29
2009-10	Hope International	W	93-57	+36	21-29
2010-11	vs. Central Michigan	L	70-67	-3	21-30
2011-12	Redlands	W	118-68	+50	22-30
2012-13	at Stanford	L	81-68	-13	22-31
2013-14	at Montana State	W	84-55	+29	23-31
2014-15	at Santa Clara	L	89-72	-17	23-32
2015-16	at Loyola Marymount	L	79-74	-5	23-33
2016-17	Caltech	W	77-28	+49	24-33
2017-18	at USC	L	84-42	-42	24-34
2018-19	at ASU	L (OT2)	102-94	-8	24-35
2019-20	at BYU	L	76-58	-18	24-36
2020-21	San Diego Christian	W	94-70	+24	25-36
2021-22	at Santa Clara	L	84-77	-7	25-37
2022-23	at San Diego State	L	80-57	-23	25-38

RECORD BY TEAM

Arizona State	0-1
BYU	1-2
Cal Maritime	1-0
CSU Bakersfield	1-0
Cal State Los Angeles	0-2
Cal State Northridge	4-0
Cal State Stanislaus	0-1
Caltech	1-0
Central Michigan	0-1
Claremont-Mudd	1-0
Fresno State	0-1
Hawai'i	0-1
Hope International	2-0
Idaho State	0-1
Kansas State	0-1
Lamar	1-1
LaVerne	1-0
Long Beach State	0-1
Loyola Marymount	0-1
McNeese State	1-0
Michigan State	0-1
Montana	0-1
Montana State	1-0
North Texas	0-1
Northern Arizona	3-1
Oregon	0-1
Oregon State	0-1
Pepperdine	0-1
Portland	0-1
Redlands	1-0
Saint Mary's	2-0
Samford	0-1
San Diego Christian	1-0
San Diego State	0-2
San Francisco	1-0
Santa Clara	0-1
Simon Fraser	0-1
Stanford	0-1
Texas A&M-Corpus Christi	0-1
Texas State	0-1
Texas Tech	0-1
Tulsa	0-1
UCLA	0-1
UNLV	0-1
USC	0-1
Utah	1-1
Westmont	1-1
Wyoming	0-1

RECORDS

Overall	25-39 (L3)
Division I	18-30 (L7)
Home	14-3 (W12)
Away	6-31 (L7)
Neutral	1-4 (L4)
Unknown Site	3-2
Overtime	2-0

** Cal State Fullerton was Division I beginning with the 1974-75 season



Frank Robinson



Austen Awosika



RECORD IN OPENERS

2023-24	at San Diego State	L	83-57	-26	25-39
---------	--------------------	---	-------	-----	-------

* denotes number of overtime periods (U) site of the game is unknown

RECORD IN OPENERS

HOME OPENERS

YEAR	OPPONENT	W/L	SCORE	MARGIN	REC.
1960-72	Unknown				
1972-73	San Francisco State	L	81-72	-9	0-1
1973-74	Westmont	L	75-63	-12	0-2
1974-75	Boise State	L	97-91	-6	0-3
1975-76	Cal State Los Angeles	L	81-75	-6	0-4
1976-77	Loyola Marymount	L	79-72	-7	0-5
1977-78	Cal State Los Angeles	W	87-72	+15	1-5
1978-79	Northern Arizona	W	70-58	+12	2-5
1979-80	Portland	W	84-80	+4	3-5
1980-81	Portland State	W	86-81	+5	4-5
1981-82	BYU	L	81-66	-15	4-6
1982-83	Northern Arizona	W	97-55	+42	5-6
1983-84	Cal Poly Pomona	W	95-51	+44	6-6
1984-85	Loyola Marymount	L	73-69	-4	6-7
1985-86	San Diego	W	78-66	+12	7-7
1986-87	CSU Bakersfield	W	83-46	+37	8-7
1987-88	Portland	W	85-66	+19	9-7
1988-89	Pepperdine	L	71-67	-4	9-8
1989-90	Lamar	W	104-67	+37	10-8
1990-91	Butler	W	79-76	+3	11-8
1991-92	San Francisco	W	93-84	+9	12-8
1992-93	Saint Mary's	W	82-62	+20	13-8
1993-94	Concordia (CA)	W	80-66	+14	14-8
1994-95	Cal State Northridge	W	80-71	+9	15-8
1995-96	Gonzaga	L	83-57	-26	15-9
1996-97	Utah	L	74-67	-7	15-10
1997-98	Norfolk State	W	83-57	+26	16-10
1998-99	San Diego State	W	79-76	+3	17-10
1999-00	San Diego	L	81-77	-4	17-11
2000-01	Pepperdine	L	82-61	-21	17-12
2001-02	San Francisco	L	70-43	-23	17-13
2002-03	Morris Brown	W	74-56	+18	18-13
2003-04	Sacramento State*	L	78-71	-7	18-14
2004-05	Hope International	W	107-73	+34	19-14
2005-06	Hope International	W	97-52	+45	20-14
2006-07	Cal Maritime	W	108-56	+52	21-14
2007-08	CSU Bakersfield	W	92-75	+17	22-14
2008-09	Hope International	W	106-60	+46	23-14
2009-10	Hope International	W	93-57	+36	24-14
2010-11	CSU Bakersfield	W	85-75	+10	25-14
2011-12	Redlands	W	118-68	+50	26-14
2012-13	San Diego Christian	W	106-60	+46	27-14
2013-14	Santa Clara	W	86-73	+13	28-14
2014-15	San Jose State	W	70-66	+4	29-14
2015-16	San Diego	W	67-55	+12	30-14
2016-17	Caltech	W	77-28	+49	31-14
2017-18	Bethesda	W	77-35	+42	32-14
2018-19	West Coast Baptist	W	106-53	+53	33-14
2019-20	Stanislaus State	W	82-62	+20	34-14
2020-21	San Diego Christian	W	94-70	+24	35-14
2021-22	George Washington	W	74-59	+15	36-14
2022-23	Pepperdine	W	74-71	+3	37-14
2023-24	La Sierra	W	74-48	+26	38-14

* denotes number of overtime periods


RECORD BY TEAM

Bethesda	1-0
Boise State	0-1
BYU	0-1
Butler	1-0
Cal Poly Pomona	1-0
Cal Maritime	1-0
CSU Bakersfield	3-0
Cal State Los Angeles	1-1
Cal State Northridge	1-0
Caltech	1-0
Concordia (CA)	1-0
George Washington	1-0
Gonzaga	0-1
Hope International	4-0
Lamar	1-0
La Sierra	1-0
Loyola Marymount	0-2
Morris Brown	1-0
Norfolk State	1-0
Northern Arizona	2-0
Pepperdine	1-2
Portland	2-0
Portland State	1-0
Redlands	1-0
Sacramento State	0-1
Saint Mary's	1-0
San Diego	2-1
San Diego Christian	2-0
San Diego State	1-0
San Francisco	1-1
San Francisco State	0-1
Santa Clara	1-0
Stanislaus State	1-0
Utah	0-1
West Coast Baptist	1-0
Westmont	0-1

RECORDS

Overall	38-14
Division I	31-12
Overtime	1-0

** Cal State Fullerton was Division I beginning with the 1974-75 season



Mark Hill



Gary Davis

RECORD IN BIG WEST OPENERS

PACIFIC COAST ATHLETIC ASSOCIATION/ BIG WEST CONFERENCE OPENERS

YEAR	OPPONENT	W/L	SCORE	MARGIN	REC.
1974-75	at San Diego State	L	72-65	-7	0-1
1975-76	at San Diego State	L	63-60	-3	0-2
1976-77	at UC Santa Barbara	W	77-66	+11	1-2
1977-78	UC Santa Barbara	W	56-54	+2	2-2
1978-79	at UC Santa Barbara	W	76-62	+14	3-2
1979-80	UC Santa Barbara	L	80-67	-13	3-3
1980-81	at UC Irvine	L	99-84	-15	3-4
1981-82	at UC Irvine	L	50-49	-1	3-5
1982-83	UC Irvine	W	86-76	+10	4-5
1983-84	Utah State	W	82-65	+17	5-5
1984-85	at New Mexico State	L	70-63	-7	5-6
1985-86	New Mexico State*	L	68-61	+7	5-7
1986-87	at Fresno State	W	65-47	+18	6-7
1987-88	at Long Beach State	L	76-69	-7	6-8
1988-89	New Mexico State	L	65-60	-5	6-9
1989-90	at UNLV	L	94-66	-28	6-10
1990-91	at Fresno State	W	91-88	+3	7-10
1991-92	UNLV	L	86-74	-12	7-11
1992-93	at UNLV	L	78-65	-13	7-12
1993-94	UC Irvine	L	77-71	-6	7-13
1994-95	at UNLV	W	82-80	+2	8-13
1995-96	San Jose State	L	88-77	-11	8-14
1996-97	Pacific	L	67-60	-7	8-15
1997-98	at New Mexico State**	L	89-87	-8	8-16
1998-99	New Mexico State	L	61-54	-7	8-17
1999-00	at Utah State	L	82-70	-12	8-18
2000-01	at Pacific	L	79-50	-29	8-19
2001-02	Cal Poly	L	61-60	-1	8-20
2002-03	at Cal Poly	L	65-44	-21	8-21
2003-04	Cal State Northridge	L	61-55	-6	8-22
2004-05	at Cal State Northridge*	W	71-70	+1	9-22
2005-06	Cal Poly	L	83-70	-13	9-23
2006-07	at Cal Poly	W	99-91	+8	10-23
2007-08	UC Irvine	W	93-83	+10	11-23
2008-09	Cal State Northridge	L	90-64	-26	11-24
2009-10	at UC Davis	L	67-63	-4	11-25
2010-11	UC Davis	L	88-72	-16	11-26
2011-12	UC Davis	W	65-64	+1	12-26
2012-13	UC Santa Barbara	W	86-79	+7	13-26
2013-14	UC Riverside	W	78-73	+5	14-26
2014-15	at UC Riverside	L	84-78 ot	-6	14-27
2015-16	at UC Riverside	W	79-73	+6	15-27
2016-17	Hawaii	W	67-64	+3	16-27
2017-18	UC Riverside	W	68-65	+3	17-27
2018-19	at Hawai'i	L	79-68	-11	17-28
2019-20	Hawai'i	L	75-69	-6	17-29
2020-21	at UC Santa Barbara	L	81-63	-18	17-30
2021-22	at CSU Bakersfield	W	73-67	+6	18-30
2022-23	UC Santa Barbara	L	66-58	-8	18-31
2023-24	Long Beach State	L	81-71	-10	18-32


* denotes number of overtime periods

RECORD BY TEAM

Cal Poly	1-3
Cal State Bakersfield	1-0
Cal State Northridge	1-2
Hawaii	1-2
Fresno State	2-0
Long Beach State	0-2
New Mexico State	0-5
Pacific	0-2
San Diego State	0-2
San Jose State	0-1
UC Davis	1-2
UC Irvine	2-3
UC Riverside	2-1
UC Santa Barbara	4-3
UNLV	1-3
Utah State	1-1

RECORDS

Overall	18-32 (L2)
Home	11-16 (L3)
Away	9-16 (W1)
Overtime	1-1
Double Overtime	0-1



Tony Neal



Agee Ward



ANNUAL GAME-BY-GAME RESULTS

YEAR-BY-YEAR SUMMARIES

Year	Coach	OVERALL			CONF.			H	A	N
		W	L	Pct.	W	L	Pct.			
1960-61	Alex Omalev	16	14	.533	-	-	-	6-6	6-7	4-1
1961-62	Alex Omalev	24	7	.774	-	-	-	10-2	6-4	8-1
1962-63	Alex Omalev	19	7	.731	-	-	-	11-1	7-5	1-1
1963-64	Alex Omalev	9	16	.360	-	-	-	4-5	2-10	3-1
1964-65	Alex Omalev	1	25	.038	-	-	-	1-11	0-9	0-5
1965-66	Alex Omalev	15	11	.577	-	-	-	9-4	3-7	3-0
1966-67	Alex Omalev	6	19	.240	-	-	-	4-8	0-9	2-2
1967-68	Alex Omalev	8	18	.308	2	12	.143	6-8	0-10	2-0
1968-69	Alex Omalev	12	13	.480	5	7	.417	6-4	4-8	2-1
1969-70	Alex Omalev	8	17	.320	4	4	.500	6-6	1-10	1-1
1970-71	Alex Omalev	13	13	.500	3	5	.375	7-5	4-8	2-0
1971-72	Alex Omalev	9	17	.346	1	7	.125	8-3	0-11	1-3
TOT	12 years	140	177	.442	15	35	.300	78-63	33-98	29-16

Year	Coach	W	L	Pct.	W	L	Pct.	H	A	N
1972-73	Moe Radovich	9	17	.346	3	7	.300	3-6	5-10	1-1
TOT	1 year	9	17	.346	3	7	.300	3-6	5-10	1-1


Year	Coach	W	L	Pct.	W	L	Pct.	H	A	N
1973-74	Bobby Dye	16	10	.615	6	4	.600	9-2	6-8	1-0
1974-75	Bobby Dye	13	11	.542	4	6	.400	7-3	5-8	1-0
1975-76	Bobby Dye	15	10	.600	6	4	.600	8-1	4-9	3-0
1976-77	Bobby Dye	16	10	.615	7	5	.583	9-2	5-7	2-1
1977-78	Bobby Dye	23	9	.719	9	5	.643	11-2	6-5	6-2
1978-79	Bobby Dye	16	11	.593	7	7	.500	9-3	5-6	2-2
1979-80	Bobby Dye	10	17	.370	4	10	.286	4-7	4-8	2-2
TOT	7 years	109	78	.583	43	41	.512	57-20	35-51	17-7

Year	Coach	W	L	Pct.	W	L	Pct.	H	A	N
1980-81	George McQuarn	4	23	.148	2	12	.143	3-6	0-9	1-8
1981-82	George McQuarn	18	14	.563	9	5	.643	10-2	3-6	5-6
1982-83	George McQuarn	21	8	.724	12	4	.750	13-0	5-6	3-2
1983-84	George McQuarn	17	13	.567	8	10	.444	10-4	5-8	2-1
1984-85	George McQuarn	17	13	.567	11	7	.611	9-5	5-7	3-1
1985-86	George McQuarn	16	16	.500	8	10	.444	8-5	6-10	2-1
1986-87	George McQuarn	17	13	.567	9	9	.500	11-3	4-9	2-1
1987-88	George McQuarn	12	17	.414	7	11	.389	10-3	1-13	1-1
TOT	8 years	122	117	.510	66	68	.493	74-28	29-68	19-21


Year	Coach	W	L	Pct.	W	L	Pct.	H	A	N
1988-89	John Sneed	16	13	.552	10	8	.556	8-7	7-5	1-1
1989-90	John Sneed	13	16	.448	6	12	.333	9-4	2-11	2-1
1990-91	John Sneed	14	14	.500	7	11	.389	11-3	3-10	0-1
1991-92	John Sneed	12	16	.429	8	10	.444	9-4	3-11	0-1
TOT	4 years	55	59	.482	31	41	.431	37-18	15-37	3-4

Year	Coach	W	L	Pct.	W	L	Pct.	H	A	N
1992-93	Brad Holland	15	12	.556	10	8	.556	10-3	5-8	0-1
1993-94	Brad Holland	8	19	.296	6	12	.333	4-9	4-9	0-1
TOT	2 years	23	31	.426	16	20	.444	14-12	9-17	0-2

Year	Coach	W	L	Pct.	W	L	Pct.	H	A	N
1994-95	Bob Hawking	7	20	.259	5	13	.278	4-8	3-9	0-3
1995-96	Bob Hawking	6	20	.231	5	13	.278	4-8	2-12	0-0
1996-97	Bob Hawking	13	14	.481	6	10	.375	8-5	5-9	0-0
1997-98	Bob Hawking	12	16	.429	6	10	.375	7-6	4-9	1-1
1998-99	Bob Hawking	13	14	.481	7	9	.438	10-3	3-10	0-1
1999-00	Bob Hawking	8	19	.296	3	13	.188	6-7	2-12	0-0
TOT	6 years	59	103	.364	32	68	.320	39-37	19-61	1-5



Head Coach Alex Omalev (1961-1972)



Head Coach George McQuarn (1981-88)

ANNUAL GAME-BY-GAME RESULTS

YEAR-BY-YEAR SUMMARIES

Year	Coach	OVERALL			CONF.			H	A	N
		W	L	Pct.	W	L	Pct.			
2000-01	Donny Daniels	5	23	.179	3	13	.188	3-11	2-11	0-1
2001-02	Donny Daniels	5	22	.185	2	16	.111	4-9	1-13	0-0
2002-03	Donny Daniels	10	19	.345	8	10	.444	6-6	4-10	0-3
TOT	3 years	20	64	.238	13	39	.250	13-26	7-34	0-4

Year	Coach	OVERALL			CONF.			H	A	N
		W	L	Pct.	W	L	Pct.			
2003-04	Bob Burton	11	17	.393	7	11	.389	8-6	3-10	0-1
2004-05	Bob Burton	21	11	.656	12	6	.667	10-2	9-7	2-2
2005-06	Bob Burton	16	13	.552	5	9	.357	7-5	7-6	2-2
2006-07	Bob Burton	20	10	.667	9	5	.643	12-2	7-7	1-1
2007-08	Bob Burton	24	9	.727	12	4	.750	11-3	9-5	4-1
2008-09	Bob Burton	15	17	.469	7	9	.438	6-6	7-7	2-4
2009-10	Bob Burton	16	15	.516	8	8	.500	8-5	7-6	1-4
2010-11	Bob Burton	11	20	.355	7	9	.438	7-5	4-12	0-3
2011-12	Bob Burton	21	10	.677	12	4	.750	13-1	7-7	1-2
TOT	9 years	155	122	.560	79	65	.549	82-35	60-67	13-20

Year	Coach	OVERALL			CONF.			H	A	N
		W	L	Pct.	W	L	Pct.			
2012-13	Andy Newman	14	18	.438	6	12	.333	6-7	6-10	2-1
TOT	1 year	14	18	.438	6	12	.333	6-7	6-10	2-1

Year	Coach	OVERALL			CONF.			H	A	N
		W	L	Pct.	W	L	Pct.			
2013-14	Dedrique Taylor	11	20	.355	6	10	.375	8-6	3-12	0-2
2014-15	Dedrique Taylor	9	22	.290	1	15	.063	6-8	1-14	2-0
2015-16	Dedrique Taylor	10	20	.333	3	13	.188	5-8	5-10	0-2
2016-17	Dedrique Taylor	17	15	.531	10	6	.625	12-4	4-8	1-3
2017-18	Dedrique Taylor	20	12	.625	10	6	.625	10-4	7-7	3-1
2018-19	Dedrique Taylor	16	18	.471	10	6	.625	9-4	4-11	3-3
2019-20	Dedrique Taylor	11	20	.355	6	10	.375	6-8	4-11	1-1
2020-21	Dedrique Taylor	6	10	.375	5	7	.417	5-4	1-5	0-1
2021-22	Dedrique Taylor	21	11	.656	11	4	.733	11-2	7-7	3-2
2022-23	Dedrique Taylor	20	13	.606	12	6	.667	11-2	7-8	2-3
2023-24	Dedrique Taylor	14	18	.438	7	13	.350	7-7	6-10	1-1
TOT	11 years	155	179	.464	81	96	.458	90-57	59-103	16-19

Totals (57 Years)	861	965	.472	382	490	.438	493-309	267-556	101-100
PCAA/Big West (43 Years)	686	779	.468	361	446	.447	233-240	133-325	37-58

ED. NOTES: Cal State Fullerton was a member of the California Collegiate Athletic Association from 1967-74... the Titans joined the Pacific Coast Athletic Association beginning with the 1974-75 season... the name was changed to the Big West Conference beginning with the 1988-89 season. 2020-21 season shortened due to COVID-19 Pandemic.



Head Coach Dedrique Taylor



2008 NCAA Tournament First Round



PACIFIC COAST ATHLETIC ASSOCIATION/ BIG WEST CONFERENCE FINISHES

YEAR	FINISH (TEAMS)	YEAR	FINISH (TEAMS)	YEAR	FINISH (TEAMS)
1974-75	T-4th (6)	1992-93	T-5th (10)	2010-11	6th (9)
1975-76	T-1st (6)	1993-94	T-8th (10)	2011-12	T-2nd (9)
1976-77	4th (7)	1994-95	9th (10)	2012-13	8th (10)
1977-78	T-3rd (8)	1995-96	10th (10)	2013-14	T-6th (9)
1978-79	T-4th (8)	1996-97**	T-4th (6)	2014-15	9th (9)
1979-80	7th (8)	1997-98**	T-3rd (6)	2015-16	9th (9)
1980-81	8th (8)	1998-99**	4th (6)	2016-17	3rd (9)
1981-82	3rd (8)	1999-00**	6th (6)	2017-18	4th (9)
1982-83	2nd (9)	2000-01	T-7th (9)	2018-19	3rd (9)
1983-84	6th (10)	2001-02	10th (10)	2019-20	7th (9)
1984-85	3rd (10)	2002-03	T-6th (10)	2020-21+	7th (10)
1985-86	T-6th (10)	2003-04	T-5th (10)	2021-22	2nd (10)
1986-87	T-4th (10)	2004-05	T-3rd (10)	2022-23	4th (10)
1987-88	8th (10)	2005-06	6th (8)	** denotes West Division finish	
1988-89	T-4th (10)	2006-07	T-2nd (8)	+ shortened season due to	
1989-90	7th (10)	2007-08	T-1st (9)	COVID-19 pandemic	
1990-91	T-6th (10)	2008-09	T-7th (9)		
1991-92	T-6th (10)	2009-10	T-3rd (9)		

ANNUAL GAME-BY-GAME RESULTS


Alex Omalev

 Head Coach: 1961-72
 Overall Record: 139-176 (.441)

1960-61 (16-14 Overall)

Date	Opponent	W/L	Score
D01	vs. Westmont%	W	69-67
D02	at Redlands%	L	76-66
D03	vs. Pasadena College%	W	67-63
D08	Sacramento State (FJC)	W	79-68
D10	at Long Beach State	W	73-68
D13	at Cal State Northridge	W	68-64
D16	at Cal State Los Angeles	L	99-67
D17	Pasadena College (FJC)	L	90-80
D21	at Sacramento State	L	77-56
D22	at San Francisco State	L	79-51
D23	at Chico State	L	72-67
D27	U.S. International (AHS)	L	69-54
J12	at UC Riverside	W	110-60
J13	Chapman (FJC)	L	76-75
J17	at Cal Tech	W	95-49
J21	Cal Poly (FJC)	W	80-78
J26	at Cal Poly Pomona	L	94-86 (ot)
J28	Cal State Northridge (FJC)	W	71-58
J30	at Luke AFB	W	107-73
J31	at Grand Canyon University	W	79-76
F04	Long Beach State (FJC)	L	77-76
F08	UC Riverside (FJC)	W	86-62
F11	at Chapman (AHS)	L	77-72
F14	at Pasadena College	L	104-85
F18	Cal Poly Pomona (FJC)	W	87-70
F22	San Diego (FJC)	W	80-68
F24	vs. La Verne!	W	101-64
F25	vs. U.S. International!	L	68-64
F27	vs. UNLV!	W	109-88
M03	Cal State Los Angeles (FJC)	L	102-86

% - Redlands Invitational Tournament (Redlands, Calif.)
 ! - California Association of Health, Physical Education, and Recreation Tournament (Pomona, Calif.)
 (FJC) - played at Fullerton JC
 (AHS) - played at Anaheim High School
 (SAC) - played at Santa Ana College

1961-62 (24-7 Overall)

Date	Opponent	W/L	Score
D01	at Fresno State	L	81-79
D02	San Diego USMC Depot (FJC)	L	90-73
D07	vs. Westmont%	W	82-64
D08	vs. Chapman%	W	71-64
D09	at Redlands%	W	71-42
D15	San Diego (FJC)	W	105-57
D16	at Long Beach State	L	85-77
D21	UC Davis (AHS) §	W	85-56
D22	Sacramento State (AHS) §	W	83-67
D23	Cal Poly Pomona (AHS) §	W	86-63
D28	vs. U.S. International^	W	47-37
D29	vs. Cal Poly Pomona^	W	80-73
J01	vs. Occidental (CC)+	W	76-63
J02	vs. Calvin College (CC)+	W	100-83

J13	Chapman (FJC)	W	65-62
J19	at Cal Poly Pomona	L	90-81
J20	at San Diego	W	80-57
J27	Cal State Northridge (FJC)	W	66-50
J29	at Cal Poly	W	78-70
J30	at Cal State East Bay	W	78-47
F03	Long Beach State (FJC)	W	82-77
F05	Redlands (FJC)	W	96-70
F16	at U.S. International	W	73-63
F17	at Chapman (SAC)	L	79-70
F20	at Cal State Northridge	W	101-98 (ot)
F22	Cal Poly Pomona (FJC)	L	85-79
M2	Redlands (FJC)!	W	61-59
M03	Redlands (FJC)!	W	67-52
M12	vs. Stetson#	W	94-79
M14	vs. Lewis & Clark College#	W	97-78
M15	vs. Westminster College (PA)#	L	63-55

% - Redlands Invitational (Redlands, Calif.)
 § - Kris Kringle Klassic (Anaheim, Calif.)
 ^ - Las Vegas Classic (Las Vegas, Nev.)
 + - Valley Christian Invitational (Cerritos, Calif.)
 ! - NAIA District 3 Playoffs (site unknown)
 # - 25th annual NAIA Tournament (Kansas City, Mo.)... Titans #9 seed... advanced to "Elite Eight"
 (FJC) - played at Fullerton JC
 (AHS) - played at Anaheim High School
 (SAC) - played at Santa Ana College
 (CC) - played at Cerritos College

1962-63 (19-7 Overall)

Date	Opponent	W/L	Score
D01	at Cal State Northridge	W	74-71 (ot)
D03	Redlands (FJC)	W	76-66
D08	Cal State Northridge (FJC)	W	93-75
D14	vs. San Diego Marines^	W	87-67
D15	Long Beach State (FJC)	W	100-89
D20	Cal Poly Pomona (AHS)!	W	104-76
D21	Cal State East Bay (AHS)!	W	83-67
D22	Chapman (AHS)!	L	87-85
J04	vs. PHIBPAC (U.S. Navy)%	L	68-59
J05	at San Diego%	W	72-59
J11	Chapman (FJC)	W	76-71
J12	Cal Poly Pomona (FJC)	W	82-73
J26	at Seattle Pacific	W	71-67 (2ot)
J28	at Montana	L	74-72
J29	at Montana State	L	75-58
J30	at Weber State	L	86-78
J31	at Westminster College (UT)W	W	85-82
F09	at Long Beach State	L	89-88 (2ot)
F15	San Diego Marines (FJC)	W	103-77
F16	San Diego (FJC)	W	84-64
F19	U.S. International (FJC)	W	85-62
F25	at Cal Poly Pomona	W	97-87
F26	at Chapman (AHS)	L	64-58
F28	at Cal State Northridge	W	82-73
M01	at San Diego	W	80-59
M02	Weber State (FJC)	W	112-93

! - Kris Kringle Klassic (Anaheim, Calif.)
 % - San Diego Invitational (San Diego, Calif.)
 (FJC) - played at Fullerton JC
 (AHS) - played at Anaheim High School
 ^ - played at U.S. International University in San Diego

1963-64 (9-16 Overall)

Date	Opponent	W/L	Score
D06	Cal State Northridge (FJC)	W	93-64
D07	at Redlands	W	64-61
D13	vs. Pasadena College!	W	97-82
D14	at Redlands!	L	72-59
D19	vs. Seattle Pacific (AHS)#	L	81-76
D20	vs. Sacramento State (AHS)#	W	98-65
D21	vs. Chapman (AHS)#	W	84-80
D27	vs. Cal State East Bay §	W	92-73
D28	vs. San Diego §	L	78-73
J04	at Long Beach State	L	77-61
J07	at Chapman (AHS)	L	95-88 (ot)
J10	vs. PHIBPAC (U.S. Navy)%	W	83-70
J11	at San Diego%	W	71-64
J14	Cal Poly Pomona (FJC)	L	103-96
J18	at San Diego State	L	94-64
J24	San Diego State (FJC)	L	89-64
F01	at UNLV	L	101-78
F03	at Sacramento State	L	75-65
F08	Long Beach State (FJC)	W	84-80
F15	Chapman (FJC)	L	87-86 (ot)
F21	at Cal Poly Pomona	L	89-73
F22	at San Diego	L	97-78
F25	at U.S. International	L	77-65
F29	at Cal State Northridge	L	117-93
M03	San Diego (FJC)	L	98-89

! - Redlands Tournament (Redlands, Calif.)
 # - Kris Kringle Klassic (Anaheim, Calif.)
 § - Sierra Mother Lode Classic (Bishop, Calif.)
 % - San Diego Tournament (San Diego, Calif.)
 (FJC) - played at Fullerton JC
 (AHS) - played at Anaheim High School

1964-65 (1-25 Overall)

Date	Opponent	W/L	Score
D01	at Long Beach State	L	93-56
D03	at Redlands!	L	52-41
D04	vs. Cal Lutheran!	L	74-70
D05	vs. U.S. International!	L	64-47
D11	Cal Poly (FJC)	L	93-79
D12	San Diego State (FJC)	L	96-71
D19	at Cal State Northridge	L	96-59
D21	Sacramento State#	L	103-87
D22	Redlands#	W	71-64
D23	Cal Poly Pomona#	L	87-69
J01	Redlands (FJC)	L	94-93 (ot)
J02	Long Beach State (FJC)	L	114-77
	at San Diego §	L	78-54
	vs. San Diego USMC Depot §	L	87-67
J12	at Cal Poly Pomona	L	92-47
J15	U.S. International (FJC)	L	75-67
J22	Westmont (FJC)	L	115-96
J26	Chapman (FJC)	L	78-72
F02	at Cal Poly	L	107-83
F05	vs. Montana%	L	95-66
F06	vs. Cal State Los Angeles%	L	90-75
F12	at U.S. International	L	91-32
F13	at San Diego State	L	96-57
F20	Cal Poly Pomona (FJC)	L	90-63

F23	Cal State Northridge (FJC)	L	94-63
F27	at Chapman (VPH)	L	79-59

! - Redlands Tournament (Redlands, Calif.)
 # - Kris Kringle Klassic (Fullerton, Calif.)
 § - San Diego Tournament (San Diego, Calif.)
 % - Nevada Southern Tournament (Las Vegas, Nev.)
 (FJC) - played at Fullerton JC
 (VPH) - played at Villa Park High School

1965-66 (15-11 Overall)


Date	Opponent	W/L	Score
D02	vs. Claremont-Mudd!	W	78-66
D03	vs. Pasadena Nazarene!	W	113-102
D04	at Redlands!	W	75-72
D07	Vanguard University	W	106-75
D10	vs. La Verne#	W	91-80
D11	at Pomona College#	L	72-62
D17	UC Riverside	L	87-76
D18	Cal State Los Angeles	W	86-83
D20	UC Riverside §	W	83-77
D21	Chapman §	L	93-83
D22	Long Beach State §	W	82-64
D28	at San Diego State	L	87-86 (2ot)
D30	at Cal State Los Angeles	L	96-86
J04	at Cal State Northridge	L	103-94
	Biola	W	111-78
J08	at Long Beach State	L	95-81
J11	Chapman	W	93-81
J15	at UC Irvine	L	74-68
J29	at Cal Poly	W	86-77
J31	at Somona State	W	117-66
F05	San Diego State	L	105-72
F07	Fresno State	L	95-75
F12	Long Beach State	W	70-68
F19	at Chapman (VPH)	L	77-66
F21	Cal State Northridge	W	91-87
F25	UC Irvine	W	72-69

! - Redlands Tournament (Redlands, Calif.)
 # - Pomona Tournament (Claremont, Calif.)
 § - Kris Kringle Klassic (Fullerton, Calif.)
 (VPH) - played at Villa Park High School

1966-67 (6-19 Overall)

Date	Opponent	W/L	Score
D01	at Cal State Los Angeles	L	93-79
D02	at Cal State Northridge	L	94-86
D09	at UC Irvine	L	82-72
D10	San Diego State	L	80-64
D14	Western Washington!	W	62-53
D15	Redlands!	L	80-68
D16	Cal Poly!	W	83-71
D19	Graceland University	W	85-82
D21	Hastings College	L	87-85
D23	at San Diego State	L	96-68
D27	vs. Westmont#	W	90-88
D28	vs. Cal State Northridge#	L	102-94
D29	vs. Seattle Pacific#	L	80-75
J02	MacAlester College	L	86-84
J07	Long Beach State	L	90-64
J13	at UNLV §	L	110-94
J14	vs. UC San Diego §	W	78-57

ANNUAL GAME-BY-GAME RESULTS



Leonard Guinn (left) and Edgar Clark starred for some of Cal State Fullerton's earliest men's basketball teams. Clark led the 1961-62 team with 21.5 ppg, followed by Guinn at 16.7 ppg, before switching places in 1962-63 with Guinn leading the way (20.5 ppg) followed by Clark (15.2 ppg). Both were named to the NAIA All-District Three team in 1962 while Clark was a second-team All-NAIA selection and third-team All-American that season.

J28	at Chapman (VPH)	L	86-78
F3	at Fresno State	L	108-65
F4	at Cal Poly	L	97-77
F11	at Long Beach State	L	79-68
F13	Fresno State	L	90-77
F18	Cal State Northridge	L	99-88
F20	UC Irvine	L	98-72
F24	Chapman	W	86-82

! - Kris Kringle Klassic (Fullerton, Calif.)
 # - Chapman Invitational (Orange, Calif.)
 \$ - Las Vegas Tournament (Las Vegas, Nev.)
 (VPH) - played at Villa Park High School

1967-68 (8-18, 2-12 CCAA)

Date	Opponent	W/L	Score
D01	at Michigan State	L	80-49
D02	at Kansas State	L	103-54
D04	at Nebraska	L	111-74
	Azusa Pacific	W	82-77
	Chapman	W	69-67
	San Diego Navy	W	104-57
	UC San Diego	L	76-74
	vs. Cal State Stanislaus!	W	100-89
	vs. Tahoe Paradise College!	W	87-81
J05	at Long Beach State*	L	86-67
J06	at San Diego State*	L	87-74
J09	Vanguard University	W	96-67
J12	Cal State Los Angeles*	L	93-76
J13	Cal State Northridge*	L	86-76

J26	Fresno State*	W	72-66
J27	Cal Poly*	L	96-84
J30	at Cal Poly Pomona*	L	84-68
F09	Long Beach State*	L	80-78
F10	San Diego State*	L	84-60
F16	at Cal State Los Angeles*	L	84-75
F17	Cal State Northridge*	L	92-90 (ot)
F23	at Fresno State*	L	88-79
F24	at Cal Poly*	L	108-81
F27	Cal Poly Pomona*	W	102-97
M01	UC Irvine*	L	80-70
M02	at Chapman	L	89-78

* California Collegiate Athletic Association game
 ! = Sierra Mother Lode Classic (Bishop, Calif.)

1968-69 (12-13, 5-7 CCAA)

Date	Opponent	W/L	Score
D02	La Verne	W	111-73
D11	at Oklahoma State	L	91-54
D12	at Tulsa	L	93-84
D14	at Missouri	L	78-56
D20	Chapman!	W	103-79
D21	Whittier College!	L	82-75
D26	vs. Edinboro University#	L	85-63
D27	vs. Occidental#	W	75-52
D28	vs. Southern Utah#	W	68-63
J03	Long Beach State*	L	79-58
J04	San Diego State	W	65-59
J10	at Cal State Los Angeles*	W	80-74

J11	Cal State Northridge*	W	74-71
J24	at Cal Poly*	L	89-88 (ot)
J25	at Fresno State*	L	92-80
J31	Cal Poly Pomona*	W	90-83
F01	at UC Irvine*	L	89-73
F07	at Long Beach State*	L	74-66
F14	Cal State Los Angeles*	L	76-66
F15	at Cal State Northridge*	W	83-76
F21	Cal Poly*	W	81-67
F22	Fresno State*	L	74-55
F25	at Cal Poly Pomona*	L	89-87
F28	at San Diego State	W	76-62
M01	at Tahoe Paradise College	W	95-81

* California Collegiate Athletic Association game
 ! - Kris Kringle Klassic (Fullerton, Calif.)
 # - UC Irvine Holiday Classic (Irvine, Calif.)

1969-70 (8-17, 4-4 CCAA)

Date	Opponent	W/L	Score
D05	at Cal State Stanislaus	L	92-91
D06	O.C. All-Stars	W	77-57
D09	Wyoming	L	88-68
D11	at Creighton	L	83-78
D12	Northern Michigan	L	96-95
D13	at Toledo	L	100-86
D17	Cal State Los Angeles	L	87-82
D19	McMurray University	W	96-76
D26	vs. Chapman!	W	77-76
D27	at UC Irvine!	L	86-65
D29	vs. Cal State Northridge!	L	81-79
J02	San Diego State	L	75-60
J09	at UC Irvine	L	84-79
J10	Cal State Stanislaus	W	99-82
J16	at Cal Poly Pomona (F)*	L	68-66
J17	at UC Riverside*	L	101-77
J30	Cal Poly*	L	84-76
J31	Cal State Northridge*	W	89-83
F07	at Cal State Los Angeles	L	102-77
F10	at San Diego State	L	112-66
F13	UC Irvine	L	70-68
F20	Cal Poly Pomona*	W	87-78
F21	UC Riverside*	W	92-75
F27	at Cal Poly*	W	77-76
F28	at Cal State Northridge*	L	95-81

* California Collegiate Athletic Association game
 ! - UC Irvine Holiday Classic (Irvine, Calif.)
 (F) - game later declared a win by forfeit

1970-71 (13-13, 3-5 CCAA)

Date	Opponent	W/L	Score
D01	at Idaho State	L	95-81
D03	at Colorado State	L	98-74
D04	at Oral Roberts	L	111-83
D05	at Drake	L	101-57
D10	Chapman#	W	90-70
D11	UC Irvine#	L	68-50
D12	at Cal State Stanislaus	W	67-66
D19	Humboldt State	W	102-67

D21	Cal State Stanislaus	W	87-84
D23	Idaho State	W	83-75
D28	vs. Occidental!	W	92-87
D29	vs. Cal Poly!	W	72-66
D30	at UC Irvine!	W	70-69
J09	at UC Irvine	W	84-82
J15	Cal Poly Pomona*	W	96-83
J16	UC Riverside*	W	84-80
J29	at Cal Poly*	L	99-82
J30	at Cal State Northridge*	L	88-82
	Cal State Los Angeles	L	95-73
F10	UC Irvine	L	77-71
F13	Chapman	W	100-87
F19	at Cal Poly Pomona*	W	94-76
F20	at UC Riverside*	L	79-71
F26	Cal Poly*	L	79-76
F27	Cal State Northridge*	L	81-61
M01	at San Diego	L	89-83

* California Collegiate Athletic Association game
 # - Kris Kringle Klassic (Fullerton, Calif.)
 ! - UC Irvine Tournament (Irvine, Calif.)

1971-72 (9-17, 1-7 CCAA)

Date	Opponent	W/L	Score
N30	at Tulsa	L	99-75
D02	at Colorado State	L	96-67
D04	at Northern Illinois	L	116-82
D06	at Southern Illinois	L	96-79
D09	Whittier College!	W	100-80
D10	Chapman!	W	101-86
D14	at San Diego	L	78-75 (ot)
D17	at Fresno State#	L	101-81
D18	vs. San Diego#	L	90-84
D28	at Long Beach State \$	L	103-83
D29	vs. Cal Poly \$	W	82-79
J07	Cal Poly*	L	91-82
J08	Chapman	W	128-86
J14	at UC Riverside*	L	109-92
J15	Cal State Northridge*	L	82-72
J21	vs. Grambling%	L	92-71
J22	vs. Loyola Marymount%	L	99-87
	at Cal Poly Pomona*	L	78-62
	Chapman	W	83-75
	Fresno State	W	97-87
F11	at Cal Poly*	L	110-90
F18	UC Riverside*	W	87-82
F19	at Cal State Northridge*	L	83-72
F25	Cal Poly Pomona*	L	92-78
F26	San Diego	W	99-88
F29	Cal State Dominguez Hills	W	107-90

* California Collegiate Athletic Association game
 ! - Kris Kringle Klassic (Fullerton, Calif.)
 # - Fresno State Tournament (Fresno, Calif.)
 \$ - International City Classic (Long Beach, Calif.)
 % - Bill Cosby Cage Classic (Los Angeles, Calif.)

ANNUAL GAME-BY-GAME RESULTS



Mike Linden (above, left) set the Cal State Fullerton single season assist record with 204 assists (6.6 apg) as a junior in 1977-78, earning a spot on the PCAA All-Tournament Team and helping the Titans to a PCAA Tournament title and, later, a pair of victories in the NCAA Tournament that season.



Moe Radovich

Head Coach: 1973
Overall Record: 9-17 (.346)
CCAA Record: 3-7



Bobby Dye

Head Coach: 1974-80
Overall Record: 109-78 (.583)
PCAA Record: 43-41 (.512)

1972-73 (9-17, 3-7 CCAA)

Date	Opponent	W/L	Score
N28	at North Texas	L	63-56
N29	at Oklahoma State	W	56-55
D01	at Colorado State	L	79-62
D07	San Francisco State	L	81-72
D12	Cal State Los Angeles	L	74-54
D16	at Chapman	W	75-66
D22	at BYU	L	89-68
D23	at Utah State	L	115-60
D27	at UC San Diego	L	74-69 (2ot)
D29	vs. Cal State Northridge!	L	67-61
D30	vs. Humboldt State!	W	74-63
J05	at CSU Bakersfield*	L	69-54
J06	at Cal Poly*	W	83-58
J12	at Cal State Northridge*	W	64-63
J13	Chapman	W	63-50
J17	at Fresno State	L	78-64
J20	at Cal State Los Angeles	L	83-82
J26	Cal Poly Pomona*	L	74-68
J27	UC Riverside*	L	59-47
F1	at UC Irvine	W	70-64
F9	at UC Riverside*	L	57-49
F10	at Cal Poly Pomona*	L	56-55
F16	Cal State Northridge*	W	89-72
F23	Cal Poly*	L	72-61
F24	CSU Bakersfield*	L	64-57
F27	UC Irvine	W	95-76

* California Collegiate Athletic Association game
! - UC Irvine Tournament (Irvine, Calif.)

1973-74 (16-10, 6-4 CCAA)

Date	Opponent	W/L	Score
N30	Westmont	L	75-63
D01	Chapman	W	63-58
D14	Cal State Los Angeles	W	73-69
D15	Biola	W	63-45
D19	at Texas-Arlington	W	68-65
D20	at SMU	L	93-69
D22	at North Texas	L	70-63
D28	at Northern Arizona	W	64-53
D29	at UC Irvine	L	78-60
J05	at Pacific	L	67-54
J08	Azusa Pacific	W	75-72
J11	Cal State Northridge*	W	64-56
J12	at Cal State Los Angeles	L	86-74
J18	at UC Riverside*	L	68-60
J19	at Cal Poly Pomona*	W	71-60
J25	San Diego	W	85-68
J26	at Chapman	W	69-59
F01	CSU Bakersfield*	W	76-63
F02	Cal Poly*	L	53-52 (ot)
F07	at San Diego	W	85-73
F09	at Westmont	W	60-58
F14	at Cal Poly*	L	52-49 (ot)
F18	at CSU Bakersfield*	W	37-35
F22	Cal Poly Pomona*	W	78-71
F23	UC Riverside*	W	84-78
M01	at Cal State Northridge*	L	90-73

* California Collegiate Athletic Association game

1974-75 (13-11, 4-6 CCAA)

Date	Opponent	W/L	Score
N29	at UNLV	L	75-56
D02	at Providence	L	77-69
D03	at Connecticut	L	78-63
D05	at Richmond	W	83-79
D12	at Loyola (LA)	L	76-61
D14	Boise State	L	97-91
D18	Cal Poly Pomona	W	80-62
D23	Cal State Los Angeles	W	61-55
D28	Cal State Northridge	W	84-54
J03	vs. San Diego!	W	71-53
J04	at CSU Bakersfield!	W	64-59
J10	at Cal State Los Angeles	W	98-79
J13	at Cal Poly Pomona	W	61-54
J18	Chapman	W	78-62
J25	at San Diego State*	L	72-65
J30	Long Beach State*	L	76-67
F01	Fresno State*	L	62-59
F06	at San Jose State*	L	75-69
F08	at Pacific*	L	80-75
F13	Pacific*	W	52-49
F15	San Jose State*	W	81-79 (ot)
F22	San Diego State*	W	72-71
F27	at Fresno State*	W	65-64
M01	at Long Beach State*	L	73-53

* Pacific Coast Athletic Association game
! - Golden Empire Classic (Bakersfield, Calif.)

1975-76 (15-10, 6-4 CCAA)

Date	Opponent	W/L	Score
D01	Cal State Los Angeles	L	81-75
D05	vs. Humboldt State!	W	87-53
D06	vs. Southern!	W	86-64
D11	Loyola Marymount	W	60-54
D12	Chapman	W	75-56
D15	Central Michigan	W	75-42
D20	at Idaho State	L	88-69
D22	at Boise State	L	80-74
J02	vs. San Diego@	W	94-61
J03	at CSU Bakersfield@	W	101-69
J05	at Arizona	L	85-70
J10	at Chapman	L	62-60
J13	at Cal State Los Angeles	W	55-53
J20	at Loyola Marymount	W	73-54
J24	at San Diego State*	L	63-60
J29	Fresno State*	W	68-60
J31	Long Beach State*	W	55-54
F05	at Pacific*	L	73-65
F07	at San Jose State*	W	72-56
F12	San Jose State*	W	67-66
F14	Pacific*	W	54-42
F21	San Diego State*	W	71-61
F26	at Long Beach State*	L	68-66 (3ot)
F28	at Fresno State*	L	74-65
M06	at Pacific\$	L	64-72

* Pacific Coast Athletic Association game
! - Pepperdine Classic (Malibu, Calif.)
@ - PCAA Tournament (Fullerton, Calif.)
- PCAA Tournament (Anaheim, Calif.)

@ - Golden Empire Classic (Bakersfield, Calif.)
\$ - PCAA Tournament (Stockton, Calif.)

1976-77 (16-10, 7-5 CCAA)

Date	Opponent	W/L	Score
N27	at Cal State Northridge	W	87-56
N29	at Arizona	L	91-80
D04	Loyola Marymount	L	79-72
D07	Chapman	W	81-63
D10	vs. South Alabama!	W	89-71
D11	vs. Azusa Pacific!	W	74-35
D14	at Oregon	L	61-51
D17	at Wichita State	L	70-63
D20	Rice	W	74-62
D23	UC Irvine	W	74-55
D29	at UC Santa Barbara*	W	77-66
J08	at Cal State Los Angeles	W	83-66
J11	at Chapman	W	80-68
J15	San Diego State*	L	73-70
J20	San Jose State*	W	84-64
J22	Pacific*	W	72-53
J27	at Long Beach State*	L	74-67
J29	at Fresno State*	W	72-70
F05	at San Diego State*	L	61-59
F10	UC Santa Barbara*	W	80-72
F17	Fresno State*	W	68-54
F19	Long Beach State*	W	78-73
F24	at Pacific*	L	84-78
F26	at San Jose State*	L	80-61
M2	@ vs. Pacific	W	79-68
M5	# vs. Long Beach State	L	65-64 (ot)

* Pacific Coast Athletic Association game
! - Pepperdine Classic (Malibu, Calif.)
@ - PCAA Tournament (Fullerton, Calif.)
- PCAA Tournament (Anaheim, Calif.)

1977-78 (23-9, 9-5 Big West)

Date	Opponent	W/L	Score
N26	at Oregon	L	69-61
D03	Cal State Los Angeles	W	87-72
D06	Chapman	W	98-72
D09	vs. William & Mary!	L	67-62
D10	at BYU!	W	80-75
D12	Wisconsin-Parkside	W	65-59 (ot)
D17	Boise State	W	74-57
D19	Aurora College	W	77-47
D21	vs. Cal State Los Angeles@	W	92-77
D22	at Portland State@	W	80-62
J03	at Chapman	W	70-64
J07	Illinois State	L	88-85
J12	UC Santa Barbara*	W	56-54
J14	at UC Irvine*	W	88-59
J19	San Jose State*	W	81-66
J21	Pacific*	W	79-61
J26	at San Diego State*	L	94-69
J28	Long Beach State*	W	83-81
F01	at Fresno State*	L	55-47
F04	Fresno State*	W	54-48
F09	at Long Beach State*	L	88-84

ANNUAL GAME-BY-GAME RESULTS

F11	San Diego State*	L	76-70
F16	at Pacific*	L	71-62
F18	at San Jose State*	W	80-78
F23	UC Irvine*	W	83-75
F25	at UC Santa Barbara*	W	85-67
M02	vs. San Jose State#	W	88-78
M03	vs. San Diego State#	W	64-50
M04	vs. Long Beach State#	W	64-53
M11	vs. New Mexico \$	W	90-85
M16	vs. San Francisco%	W	75-72
M18	vs. Arkansas%	L	61-58

* Pacific Coast Athletic Association game
 ! - Cougar Classic (Provo, Utah)
 @ - Viking Invitational (Portland, Ore.)
 # - PCAA Tournament (Anaheim, Calif.)
 \$ - NCAA 1st Round (Tempe, Ariz.)
 % - NCAA Regionals (Albuquerque, N.M.)

1978-79 (16-11, 7-7 Big West)

Date	Opponent	W/L	Score
N27	Northern Arizona	W	70-58
N29	Wisconsin-Parkside	W	64-50
D02	at Boise State	W	91-74
D09	at Michigan State	L	92-89
D13	Portland State	W	109-92
D15	vs. Montana State-Billings!	W	98-53
D16	at Pepperdine!	W	67-65
D19	Creighton@	W	69-64
D23	at Utah	L	83-76
D29	vs. Portland#	L	105-85
D30	vs. La Salle#	W	84-75
J06	MacMurray College	W	109-65
J11	at UC Santa Barbara*	W	76-62
J13	at Long Beach State*	W	81-77 (ot)
J18	Fresno State*	W	65-57
J21	Pacific*	W	81-63
J25	at UC Irvine*	W	73-57
J28	UC Irvine*	W	76-55
F01	at Utah State*	L	85-70
F04	at San Jose State*	L	84-80
F08	San Jose State*	L	75-72
F10	Utah State*	L	66-64
F15	at Pacific*	L	62-52
F17	at Fresno State*	L	70-62
F22	vs. Long Beach State* @	L	70-69
F24	UC Santa Barbara*	W	81-76
M01	vs. Long Beach State \$	L	79-70


* Pacific Coast Athletic Association game
 ! - Malibu Classic (Malibu, Calif.)
 @ - Game Played at the Anaheim Convention Center
 # - KOA Classic (Billings, Mont.)
 \$ - PCAA Tournament (Anaheim, Calif.)

1979-80 (10-17, 4-10 Big West)

Date	Opponent	W/L	Score
D01	at Northern Arizona	W	74-73 (ot)
D03	Portland	W	84-80
D07	at Utah (F)!	L	65-53
D08	vs. Richmond!	L	84-75
D11	at BYU	L	80-64

D15	at Creighton	L	86-70
D18	at San Diego State	W	68-53
D22	Loyola Marymount	L	77-67
D23	Jackson State	W	76-68
D28	vs. Pittsburgh@	L	80-69
D29	vs. Ohio@	W	71-49
J4	Occidental	W	66-41
J10	UC Santa Barbara*	L	80-67
J12	at Long Beach State*	L	51-40
J17	at Fresno State*	L	61-54
J20	at Pacific*	L	74-56
J24	UC Irvine*	W	68-53
J26	at UC Irvine*	W	63-62
J31	at Utah State*	W	96-88
F2	at San Jose State*	L	72-69
F7	San Jose State*	L	66-58
F9	vs. Utah State* #	L	69-67
F14	Pacific*	L	76-69
F16	Fresno State*	L	74-60
F21	vs. Long Beach State* #	L	80-75
F23	at UC Santa Barbara*	W	66-58
F28	vs. Pacific \$	L	70-58

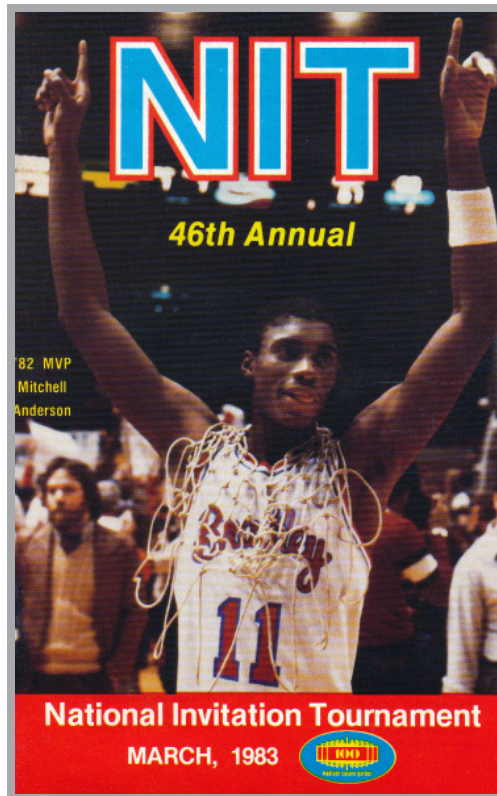
* Pacific Coast Athletic Association game
 (F) game later declared a win by forfeit
 ! - Utah Classic (Salt Lake City, Utah)
 @ - Connecticut Mutual Classic (New Haven, Conn.)
 # - Neutral site in Anaheim, Calif.
 \$ - PCAA Tournament (Anaheim, Calif.)



George McQuarn
 Head Coach: 1981-88
 Overall Record: 122-117 (.510)
 PCAA Record: 66-68 (.493)

1980-81 (4-23, 12 Big West)

Date	Opponent	W/L	Score
N28	at Portland!	L	100-65
D01	Portland State	W	86-81
D06	vs. Michigan State^	L	58-42
D09	at Loyola Marymount	L	90-85
D13	San Diego State^	L	70-64
D15	at Portland State	L	60-48
D19	UNLV#	L	85-71
D20	Loyola Marymount#	W	88-75
D26	vs. Oregon\$	L	82-78
D28	vs. Utah\$	L	76-70
D29	vs. Princeton\$	L	60-57
J10	Wisconsin-Parkside	L	69-61
J15	at UC Irvine*	L	99-84
J17	at Long Beach State*	L	71-56
J22	San Jose State*	L	49-43
J24	Utah State*	L	68-67
J29	at UC Santa Barbara*	L	57-56 (ot)
J31	UC Santa Barbara*	L	64-58 (ot)
F05	at Pacific*	L	71-66
F07	at Fresno State*	L	72-52
F11	Fresno State*	L	51-30
F14	Pacific*	W	76-75
F19	at Utah State*	L	77-73
F21	at San Jose State*	L	59-41



Program cover from the 1983 National Invitational Tournament as the Titans (21-8 overall) advanced to the postseason for the second time in its Division I history, falling at Arizona State on March 18, 1983.

F26	Long Beach State*	W	60-47
F28	UC Irvine*	L	75-69
M05	vs. San Jose State%	L	63-54

* Pacific Coast Athletic Association Game
 ! - Game played at Lewis & Clark College (Portland, Ore.)
 ^ - Game Played at the Anaheim Convention Center
 # - Los Angeles Times Basketball Classic (Anaheim, Calif.)
 \$ - Far West Classic (Portland, Ore.)
 % - PCAA Tournament (Anaheim, Calif.)

1981-82 (18-14, 9-5 Big West)

Date	Opponent	W/L	Score
N28	BYU!	L	81-66
D01	Chapman	W	75-74 (ot)
D05	Cal Poly Pomona	W	74-57
D09	at Northern Arizona	L	72-62
D11	vs. St. Joseph's#	L	63-59
D12	vs. Grambling State#	W	97-60
D18	vs. Evansville \$	L	62-51
D19	vs. Texas-Arlington \$	W	79-75
D21	Portland	L	63-62
D23	Spring Arbor University	W	75-55
D27	vs. Wichita State%	L	70-67
D29	vs. Michigan State%	L	52-51 (ot)
D30	vs. Bradley%	W	64-62
J05	at Pepperdine	L	95-76
J09	Loyola Marymount	W	86-77
J14	at UC Irvine*	L	50-49
J16	at Long Beach State*	L	59-56
J21	San Jose State*	W	61-50
J23	Fresno State*	L	43-40

J28	at UC Santa Barbara*	W	42-41
J30	UC Santa Barbara*	W	70-59
F04	at Pacific*	W	74-65
F06	at Utah State*	W	72-68
F11	Pacific*	W	82-65
F13	Utah State*	W	66-63
F18	at San Jose State*	L	62-57
F20	at Fresno State*	L	71-51
F25	UC Irvine*	W	68-62 (3ot)
F27	Long Beach State*	W	77-76
M03	vs. Pacific^	W	64-52
M04	vs. UC Irvine^	W	62-61
M5	vs. Fresno State^	L	69-57

* Pacific Coast Athletic Association Game
 ! - Game played at Anaheim Convention Center
 # - UCSB Nike Classic (Santa Barbara, Calif.)
 \$ - Pepperdine Malibu Classic (Malibu, Calif.)
 % - Rainbow Classic (Honolulu, Hawaii)
 ^ - PCAA Tournament (Anaheim, Calif.)

1982-83 (21-8, 12-4 Big West)

Date	Opponent	W/L	Score
N27	Northern Arizona	W	97-55
D01	Chapman	W	92-75
D04	at Loyola Marymount	W	77-58
D07	at Wichita State	L	82-61
D10	Sacramento State	W	104-75
D18	Howard University	W	69-51
D21	at Portland!	W	55-54
D23	at Idaho State	W	58-45
D28	vs. Auburn#	L	69-60

ANNUAL GAME-BY-GAME RESULTS

D29	vs. Niagara#	W	68-50
J04	Pepperdine	W	85-74
J06	UC Irvine*	W	86-76
J08	Long Beach State*	W	90-60
J13	at San Jose State*	L	73-60
J20	at Pacific*	W	62-56
J22	at UNLV*	L	76-71
J27	Fresno State*	W	56-53
J29	San Jose State*	W	77-57
F05	at Long Beach State*	W	79-65
F10	UC Irvine\$ *	W	98-74
F12	at UC Santa Barbara*	W	84-58
F17	at Utah State*	L	67-59
F19	Pacific*	W	90-62
F24	UNLV*	W	86-78
F26	Utah State*	W	75-71
M03	UC Santa Barbara*	W	81-60
M06	at Fresno State*	L	94-72
M10	vs. Long Beach State%	L	61-59
M18	at Arizona State^	L	87-83

* Pacific Coast Athletic Association Game
 ! - Game Played at Lewis & Clark College (Portland, Ore.)
 # - Utah Classic (Salt Lake City, Utah)
 \$ - Game Played at Anaheim Convention Center
 % - PCAA Tournament (Inglewood, Calif.)
 ^ - Postseason NIT (Tempe, Ariz.)

1983-84 (17-13, 8-10 Big West)

Date	Opponent	W/L	Score
N25	vs. McNeese State!	W	78-66
N27	at Hawaii!	W	90-60
D01	at Arizona	W	67-66
D03	Cal Poly Pomona	W	95-51
D09	vs. Centenary#	W	76-74
D10	at Montana#	L	60-46
D17	Texas-San Antonio	W	83-65
D20	Idaho State	W	91-71
D23	at Pepperdine	L	66-65
D30	Saint Mary's	W	71-53
J03	Western Illinois	W	83-62
J05	Utah State*	W	82-65
J07	San Jose State*	W	72-62
J12	at Pacific*	W	67-59
J15	at Fresno State*	W	53-51
J19	at Long Beach State*	L	52-50 (4ot)
J21	UC Santa Barbara*	W	68-56
J26	UC Irvine*	L	81-80
J28	UNLV*	L	82-75
F02	at San Jose State*	L	50-49
F04	at Utah State*	L	71-66
F06	at New Mexico State*	L	76-63
F09	Fresno State*	L	69-68 (2ot)
F11	Pacific*	W	67-49
F18	at UC Santa Barbara*	W	77-57
F23	at UNLV*	L	74-62 (ot)
F27	Long Beach State*	W	73-51
M01	New Mexico State*	L	82-81
M03	at UC Irvine*	L	72-69
M08	vs. Fresno State \$	L	53-51

* Pacific Coast Athletic Association Game
 ! - 2nd Annual Hawaii Tip-Off Classic (Honolulu, Hawaii)
 # - 4th Annual Champion Holiday Classic (Missoula, Mont.)
 \$ - PCAA Tournament (Inglewood, Calif.)

1984-85 (17-13, 11-7 Big West)

Date	Opponent	W/L	Score
D03	at Saint Mary's	W	51-50
D05	at Texas-San Antonio	L	72-64
D08	Loyola Marymount	L	73-69
D10	Portland	L	54-53
D12	UC Riverside	W	75-60
D20	Montana	L	60-59
D22	Pepperdine	W	81-75
D28	vs. Colorado State!	W	66-64
D29	at Nevada!	L	66-56
J03	at New Mexico State*	L	70-63
J05	at Long Beach State*	W	82-71
J10	San Jose State*	L	97-92 (4ot)
J12	Utah State*	W	73-72
J17	at UC Irvine*	W	89-80
J21	at UNLV*	L	83-69
J24	UC Santa Barbara*	W	80-72
J26	at San Jose State*	W	51-46
J30	New Mexico State*	W	84-53
F02	Long Beach State*	W	69-60
F04	Fresno State*	W	52-51
F09	at UC Santa Barbara*	L	85-69
F11	Pacific*	W	86-64
F14	at Utah State*	L	73-63
F18	UNLV*	L	78-69
F23	at Fresno State*	L	67-53
F25	at Pacific*	W	79-59
M02	UC Irvine*	W	84-74
M07	vs. UC Irvine#	W	79-68
M08	vs. Fresno State#	W	56-54
M09	vs. UNLV#	L	79-61

* Pacific Coast Athletic Association Game
 ! - 9th Annual Wolf Pack Classic (Reno, Nev.)
 # - PCAA Tournament (Inglewood, Calif.)

1985-86 (16-16, 8-10 Big West)

Date	Opponent	W/L	Score
N22	at Hawaii	L	79-76
N23	at BYU-Hawaii	W	84-66
N25	at Hawaii-Pacific	L	84-80
N29	vs. Loyola Marymount!	W	76-71
N30	at Utah!	L	80-66
D03	San Diego	W	78-66
D05	Texas Tech	W	80-67
D11	US International	W	117-94
D14	at Loyola Marymount	W	99-79
D16	Seattle	W	91-39
D22	at Portland	L	59-45
D28	at Pepperdine	L	67-64
J02	New Mexico State*	L	68-61 (ot)
J04	Long Beach state*	W	85-80 (ot)
J09	at Utah State*	L	82-76 (ot)

J11	at San Jose State*	W	41-40
J13	at Pacific*	L	50-46
J16	UC Irvine*	W	66-54
J18	UNLV*	L	62-51
J23	at UC Santa Barbara*	L	52-39
J30	at New Mexico State*	L	59-57 (ot)
F01	at Long Beach State*	W	75-58
F03	at Fresno State*	W	67-58
F08	Fresno State*	L	61-54
F13	Utah State*	L	74-68
F15	San Jose State*	W	57-54
F17	at UNLV*	L	92-83
F22	UC Santa Barbara*	W	66-62
F27	Pacific*	L	85-77 (ot)
M01	at UC Irvine*	W	78-68
M06	vs. UC Irvine#	W	66-58
M07	vs. UNLV#	L	75-65

* Pacific Coast Athletic Association Game
 ! - Utah Classic (Salt Lake City, Utah)
 # - PCAA Tournament (Inglewood, Calif.)

1986-87 (17-13, 9-9 Big West)

Date	Opponent	W/L	Score
N28	at Texas Tech	L	70-69
D05	CSU Bakersfield	W	83-46
D08	Southern Utah	W	100-58
D12	vs. TCU!	W	56-48
D13	at BYU!	W	59-56
D17	Pepperdine	W	80-60
D19	Washington	W	75-55
D23	Loyola Marymount	W	88-65
D29	at UCLA	L	72-71
J03	at Fresno State*	W	65-47
J05	at Pacific*	L	58-55
J10	UC Santa Barbara*	L	55-47
J15	UC Irvine*	L	76-70
J19	UNLV*	L	73-65
J22	at Utah State*	L	96-95 (2ot)
J24	at San Jose State*	L	62-53
J27	Pacific*	W	59-56
J31	Fresno State*	W	58-46
F02	San Jose State*	W	62-60
F04	at New Mexico State*	W	66-58 (ot)
F07	at Long Beach State*	W	80-65
F12	at UNLV*	L	74-64
F14	at UC Irvine*	L	78-69 (ot)
F19	Utah State*	W	94-71
F21	at UC Santa Barbara*	L	69-58
F26	New Mexico State*	W	63-59
F28	Long Beach State*	W	72-67
M05	vs. UC Irvine#	W	92-81
M06	vs. UNLV#	L	99-65
M13	at California \$	L	72-68 (ot)

* Pacific Coast Athletic Association Game
 ! - Cougar Classic (Provo, Utah)
 # - PCAA Tournament (Inglewood, Calif.)
 \$ - Postseason NIT (Berkeley, Calif.)

1987-88 (12-17, 7-11 Big West)

Date	Opponent	W/L	Score
D02	at Montana	L	71-66
D04	at Weber State	L	81-77
D10	Portland	W	85-66
D12	at New Orleans	L	80-57
D19	Utah	W	67-43
D21	at Pepperdine	L	80-71
D23	San Diego	W	71-49
D28	at UCLA	L	74-65
D30	Brown	W	106-60
J02	at Long Beach State*	L	76-69
J04	at New Mexico State*	L	41-37
J07	UC Irvine*	L	81-73
J09	UC Santa Barbara*	L	67-55
J13	UNLV*	L	63-57
J21	at Utah State*	L	75-72
J23	at San Jose State*	L	65-60
J28	Pacific*	W	75-60
J30	Fresno State*	W	64-57
F04	at UC Santa Barbara*	L	57-56
F06	at UC Irvine*	L	70-65
F11	at UNLV*	L	77-61
F18	San Jose State*	W	63-51
F20	Utah State*	W	80-77
F25	at Fresno State*	L	57-54
F27	at Pacific*	W	72-60
M03	New Mexico State*	W	61-59
M05	Long Beach State*	W	93-70
M09	vs. Fresno State!	W	73-59
M10	vs. UNLV!	L	61-56

* Pacific Coast Athletic Association Game
 ! - PCAA Tournament (Inglewood, Calif.)



John Sneed

Head Coach: 1989-92
 Overall Record: 55-59 (.482)
 PCAA/Big West Record: 31-41 (.431)

1988-89 (16-13, 10-8 Big West)

Date	Opponent	W/L	Score
D01	at Utah	W	59-57
D06	Pepperdine	L	71-67
D08	at San Diego	W	68-66
D10	Sonoma State	W	90-64
D17	at Portland	W	71-65
D20	Northeastern	W	81-68
D22	Weber State	L	88-77
D27	New Orleans	L	66-65 (2ot)
D30	Saint Mary's	L	68-61
J03	New Mexico State*	L	65-60
J05	Long Beach State*	L	83-66
J10	at UC Santa Barbara*	L	69-59
J16	at UNLV*	L	66-63
J19	San Jose State*	W	82-60
J21	Utah State*	W	96-87
J28	at Pacific*	W	79-75 (ot)
J30	at Fresno State*	L	65-44
F02	UC Irvine*	L	77-73

ANNUAL GAME-BY-GAME RESULTS

F04	UC Santa Barbara*	W	74-69
F09	UNLV*	W	93-92 (ot)
F11	at UC Irvine*	W	78-75
F16	at Utah State*	L	90-80
F18	at San Jose State*	W	70-69 (ot)
F23	Pacific*	W	72-69
F25	Fresno State*	W	71-56
M02	at New Mexico State*	L	60-56
M04	at Long Beach State*	W	68-66 (ot)
M09	vs. Utah State!	W	87-86 (ot)
M10	vs. UNLV!	L	99-83

* Big West Conference Game
! - Big West Conference Tournament (Long Beach, Calif.)

1989-90 (13-16, 6-12 Big West)

Date	Opponent	W/L	Score
N24	Lamar	W	104-67
N29	West Texas A&M	W	89-74
D02	at Saint Mary's	W	85-65
D09	Tulsa	W	84-58
D16	Cal State Northridge	W	81-70
D18	at Colorado State	L	84-55
D23	at UCLA	L	87-75
D29	vs. Middle Tennessee State!	W	77-69
D30	at Wyoming!	L	69-51
J03	at UNLV*	L	94-66
J06	at Utah State*	L	83-82 (ot)
J11	Fresno State*	W	73-65
J13	Pacific*	W	76-73
J15	at San Jose State*	L	66-60
J18	at Long Beach State*	W	90-79
J20	at New Mexico State*	L	75-58
J25	UC Irvine*	W	82-55
J29	at UC Santa Barbara*	L	72-64 (ot)
F01	San Jose State*	W	90-84 (ot)
F03	Utah State*	W	88-77
F08	at Fresno State*	L	73-65
F10	at Pacific*	L	78-73
F15	UC Santa Barbara*	L	75-70
F17	New Mexico State*	L	65-62
F19	Long Beach State*	L	70-69 (ot)
F24	at UC Irvine*	L	94-76
M02	UNLV*	L	103-85
M07	vs. UC Irvine#	W	82-63
M09	vs. UNLV#	L	115-93

* Big West Conference Game
! - Casper Cowboy Shootout (Casper, Wyo.)
- Big West Conference Tournament (Long Beach, Calif.)

1990-91 (14-14, 7-11 Big West)

Date	Opponent	W/L	Score
N26	at Lamar	L	95-86
N28	at Tulsa	L	89-63
D01	Butler	W	79-76
D05	at San Francisco	W	84-60
D08	at Pepperdine	W	69-66 (ot)
D15	Mississippi Valley State	W	109-100
D20	Portland	W	91-84
D22	Chapman	W	86-66

D29	Colorado State	W	62-60
J02	at Fresno State*	W	91-88
J04	at UNLV*	L	98-67
J07	Utah State*	W	93-91
J09	San Jose State*	W	91-78
J12	at Pacific*	L	75-73 (ot)
J14	at San Jose State*	L	80-70
J19	New Mexico State*	W	89-81
J22	Long Beach State*	L	94-76
J24	at UC Santa Barbara*	L	76-55
J26	at UC Irvine*	L	92-87
J31	at Utah State*	L	74-63
F07	Pacific*	W	77-74
F09	Fresno State*	W	100-98 (ot)
F14	at New Mexico State*	L	80-74
F16	at Long Beach State*	L	88-83
F21	UC Irvine*	L	96-92
F23	UC Santa Barbara*	W	76-61
M02	UNLV*	L	104-83
M08	vs. Pacific!	L	74-67

* Big West Conference Game
! - Big West Conference Tournament (Long Beach, Calif.)

1991-92 (12-16, 8-10 Big West)

Date	Opponent	W/L	Score
N25	San Francisco	W	93-84
D03	at Butler	L	100-83
D05	at Eastern Illinois	L	58-57
D12	Pepperdine	L	79-69
D14	at Portland	W	98-94
D21	Cal State Northridge	W	82-61
D23	at UCLA	L	86-80
D28	Drake	W	70-58
D30	at Houston	L	83-67
J02	UNLV*	L	86-74
J09	at Fresno State*	L	88-83
J11	at Utah State*	L	89-72
J18	at UC Irvine*	W	86-83
J23	UC Santa Barbara*	L	64-58
J25	Long Beach State*	W	78-77 (ot)
J30	at San Jose State*	W	76-64
F01	at Pacific*	L	73-69
F04	New Mexico State*	L	69-67
F06	Utah State*	W	111-99 (ot)
F08	Fresno State*	W	97-79
F15	UC Irvine*	W	86-68
F17	at UNLV*	L	76-47
F20	at Long Beach State*	L	85-71
F22	at UC Santa Barbara	L	68-58
F27	Pacific*	W	76-62
F29	San Jose State*	W	82-75
M05	at New Mexico State*	L	63-60
M13	vs. Long Beach State!	L	77-71

* Big West Conference Game
! - Big West Conference Tournament (Long Beach, Calif.)



Brad Holland
Head Coach: 1993-94
Overall Record: 23-31 (.426)
PCAA/Big West Record: 16-20 (.444)

1992-93 (15-12, 10-8 Big West)

Date	Opponent	W/L	Score
D04	Saint Mary's	W	82-62
D10	at Northern Iowa	W	66-55
D12	at Drake	L	86-73
D19	at Cal State Northridge	W	75-68
D21	Eastern Illinois	W	86-60
D23	Chapman	W	92-71
D30	at UCLA	L	90-82
J02	at UNLV*	L	78-65
J04	at New Mexico State*	L	78-67
J07	Nevada*	W	81-62
J09	Utah State*	W	91-71
J16	at UC Irvine*	W	61-59
J21	at Long Beach State*	L	72-58
J23	at UC Santa Barbara*	W	72-68 (ot)
J28	San Jose State*	W	66-61
J30	Pacific*	W	71-58
F04	at Utah State*	L	86-61
F06	at Nevada*	W	72-60
F10	Houston	L	77-63
F13	UC Irvine*	L	88-86 (ot)
F18	Long Beach State*	W	68-61
F20	UC Santa Barbara*	W	66-64
F25	at Pacific*	L	56-53
F27	at San Jose State*	L	60-58
M04	New Mexico State*	L	78-70
M06	UNLV*	W	84-83
M12	vs. Long Beach State!	L	80-68


* Big West Conference Game
! - Big West Tournament (Long Beach, Calif.)

1993-94 (8-19, 6-12 Big West)

Date	Opponent	W/L	Score
D04	at Wyoming	L	80-62
D07	Concordia (Calif.)	W	80-66
D10	at Saint Mary's	L	78-75
D18	Utah	L	76-73
D21	at Colorado	L	79-69
D23	at Colorado State	L	87-70
D28	Northern Iowa	L	71-57
D30	Oklahoma Baptist	W	85-71
J03	UC Irvine*	L	77-71
J05	UNLV*	L	77-66
J08	New Mexico State*	L	77-64
J15	at Utah State*	L	59-50
J17	at Nevada*	W	74-70
J20	San Jose State*	L	69-63
J22	Pacific*	L	76-69 (ot)
J27	at UC Santa Barbara*	W	66-57
J29	at Long Beach State*	L	91-69
F03	at Pacific*	L	97-66
F05	at San Jose State*	L	84-82
F10	Nevada*	W	97-72

F12	Utah State*	L	59-52
F17	at UNLV*	W	84-75
F19	at New Mexico State*	L	85-68
F24	at UC Irvine*	W	101-95
M03	Long Beach State*	L	96-87
M05	UC Santa Barbara*	W	79-63
M10	vs. Nevada!	L	68-64

* Big West Conference Game
! - Big West Conference Tournament (Las Vegas, Nev.)



Bob Hawking
Head Coach: 1995-00
Overall Record: 59-103 (.364)
PCAA/Big West Record: 32-68 (.320)

1994-95 (7-20, 5-13 Big West)

Date	Opponent	W/L	Score
N29	Cal State Northridge	W	80-71
D02	vs. Santa Clara!	L	79-65
D03	vs. Texas-Arlington!	L	74-68
D10	at UCLA	L	99-65
D17	at UNLV*	W	82-80
D20	San Diego State	W	83-73 (ot)
D23	San Francisco	L	90-82 (ot)
D27	at Utah	L	84-63
D30	at Loyola Marymount	L	80-77
J03	at UC Irvine*	W	74-68
J11	at New Mexico State*	L	66-58
J14	Utah State*	L	84-73
J16	Nevada*	L	95-82
J19	at San Jose State*	W	69-60
J21	at Pacific*	L	78-62
J26	UC Santa Barbara*	W	62-61
J28	Long Beach State*	L	79-70
F02	New Mexico State*	L	106-74
F04	UNLV*	L	69-53
F09	at Nevada*	L	91-77
F11	at Utah State*	L	103-71
F16	Pacific*	W	69-63
F18	San Jose State*	L	86-77
F23	at Long Beach State*	L	73-57
F25	UC Santa Barbara*	L	80-69
M04	UC Irvine*	L	91-83
M09	vs. UC Irvine#	L	76-69

* Big West Conference Game
! - Coors Light Classic (Fresno, Calif.)
- Big West Conference Tournament (Las Vegas, Nev.)

1995-96 (6-20, 5-13 Big West)

Date	Opponent	W/L	Score
N28	at UCLA	L	79-63
D02	at Cal State Northridge	L	77-76
D05	! at San Diego State	W	85-83
D09	Gonzaga	L	83-57
D16	Loyola Marymount	L	67-63
D22	at San Francisco	L	72-53
D27	at Utah	L	108-58
D30	Montana	L	70-62
J02	San Jose State*	L	88-77
J04	Pacific*	W	79-69 (ot)
J08	at UC Santa Barbara*	L	65-62

ANNUAL GAME-BY-GAME RESULTS

J10	at Long Beach State*	L	79-66
J13	UC Irvine*	W	81-73
J18	UNLV*	W	64-61
J20	New Mexico State*	W	85-72
J25	at Utah State*	L	73-49
J27	at Nevada*	L	89-70
F1	Long Beach State*	L	73-56
F3	UC Santa Barbara*	L	85-72
F10	at UC Irvine*	L	85-75
F15	at New Mexico State*	W	68-63
F17	at UNLV*	L	68-59
F22	Nevada*	L	71-66 (ot)
F24	Utah State*	L	66-53
F29	at Pacific*	L	87-63
M3	at San Jose State*	L	90-80

! - Game Played at the San Diego Sports Arena
* Big West Conference Game

1996-97 (13-14, 6-10 Big West)

Date	Opponent	W/L	Score
N22	at BYU	W	75-67
N30	Utah	L	74-67
D03	at Montana	W	80-73
D07	at Loyola Marymount	W	75-70
D10	at San Diego	L	77-53
D14	Loyola Chicago	W	89-68
D21	Pepperdine	W	65-54
D28	Brown	W	61-57
D30	Columbia	W	91-81
J04	at Gonzaga	L	77-70
J11	Pacific*	L	67-60

J13	Long Beach State*	W	78-75
J16	at UC Santa Barbara*	L	83-76
J18	at Cal Poly*	W	82-77
J23	Utah State*	L	91-80
J25	at UC Irvine*	W	89-57
J30	at Idaho*	L	73-65
F01	at Boise State*	L	86-65
F06	New Mexico State*	L	76-72
F08	North Texas*	L	81-75 (ot)
F13	UC Irvine*	W	84-69
F15	at Nevada*	L	71-59
F20	at Pacific*	L	81-57
F22	at Long Beach State*	L	72-61
F27	Cal Poly*	W	110-98
M01	UC Santa Barbara*	W	74-60
M07	vs. Nevada!	L	80-55

* Big West Conference Game
! - Big West Conference Tournament (Reno, Nev.)

1997-98 (12-16, 6-10 Big West)

Date	Opponent	W/L	Score
N15	at Utah	L	87-59
N22	Norfolk State	W	83-57
N25	Lewis-Clark State College	W	86-46
N29	Loyola Marymount	W	98-94
D02	at Pepperdine	L	65-61
D06	San Diego	W	76-70
D13	at UCLA	L	120-91



The 2007-08 Cal State Fullerton squad became only the second Titan team to advance to the NCAA tournament. Clockwise from upper left: Frank Robinson is carried off by the fans following Fullerton's championship game victory... Head Coach Bob Burton cuts down the net at the Anaheim Convention Center... Scott Cutley holds the Big West Conference Tournament championship trophy... the Titans celebrate at midcourt following their championship game victory.



D20	Portland	W	72-61
D27	at Green Bay	L	70-60
D30	at Loyola Chicago	L	73-59
J08	at New Mexico State*	L	89-87 (2ot)
J10	at North Texas*	W	72-70
J15	Idaho*	L	76-73
J17	Boise State*	L	76-74
J22	at Long Beach State*	W	61-52
J24	at Pacific*	L	86-68
J29	UC Santa Barbara*	L	87-81
J31	Cal Poly*	L	87-84
F05	at UC Irvine*	W	51-48
F07	at Utah State*	L	69-44
F12	Nevada*	L	82-67
F14	UC Irvine*	W	85-66
F19	Pacific*	L	71-57
F21	Long Beach State*	W	92-70
F26	at Cal Poly*	L	96-94
F28	at UC Santa Barbara*	W	76-70
M06	vs. Boise State!	W	89-82
M07	vs. Utah State!	L	65-56

* Big West Conference Game
! - Big West Conference Tournament (Reno, Nev.)

1998-99 (13-14, 7-9 Big West)

Date	Opponent	W/L	Score
N16	at Kansas State	L	72-51
N21	San Diego State	W	79-76
N28	Pepperdine	W	78-68
D02	at Loyola Marymount	W	74-61
D05	Saint Mary's	W	79-69
D10	Montana State	W	73-67
D12	at Saint Louis	L	80-46
D19	at Portland	L	95-52
D22	Quincy University (Ill.)	W	96-66
D27	at San Jose State	L	84-59
J07	New Mexico State*	L	61-54
J09	North Texas*	W	72-55
J14	at Idaho*	L	77-62
J17	at Boise State*	L	67-66
J21	Long Beach State*	W	66-64 (ot)
J23	Pacific*	W	68-64
J28	at UC Santa Barbara*	L	73-54
J30	at Cal Poly*	L	101-81
F04	Utah State*	W	88-78
F06	at UC Irvine*	W	64-47
F11	at Nevada*	L	89-77
F13	UC Irvine*	W	104-97
F18	Pacific*	L	75-59

F20	at Long Beach State*	W	74-65
F25	Cal Poly*	L	90-80
F27	UC Santa Barbara*	L	80-75
M4	vs. Boise State!	L	77-60

* Big West Conference Game
! - Big West Conference Tournament (Reno, Nev.)

1999-00 (8-19, 3-13 Big West)

Date	Opponent	W/L	Score
N19	at Simon Fraser	L	80-77
N23	San Diego	L	81-77
N27	at Montana State	L	88-64
N30	at Saint Mary's	L	89-62
D04	Loyola Marymount	W	82-71
D07	at Pepperdine	L	96-63
D11	San Jose State	W	68-44
D21	Patten University	W	99-56
D30	Eastern Kentucky	W	98-83
J05	at San Diego State	W	72-66
J08	at San Diego	L	78-72
J13	at Utah State*	L	82-70
J15	at Nevada*	L	77-60
J20	Boise State*	W	54-52
J22	Idaho*	W	82-74
J26	at UC Irvine*	W	76-64
J29	at North Texas*	L	84-82

ANNUAL GAME-BY-GAME RESULTS

F03	Pacific*	L	59-54
F05	Long Beach State*	L	98-82
F10	at UC Santa Barbara*	L	81-53
F12	at Cal Poly*	L	108-79
F17	UC Santa Barbara*	L	82-67
F19	Cal Poly*	*L	87-83
F24	at Long Beach State*	L	88-75
F26	at Pacific*	L	68-53
M01	UC Irvine*	L	88-71
M04	New Mexico State*	L	80-65

* Big West Conference Game

2000-01 (5-23, 3-13 Big West)



Donny Daniels

Head Coach: 2001-03
Overall Record: 20-64 (.238)
PCAA/Big West Record: 13-39 (.250)

Date	Opponent	W/L	Score
N17	at Oregon State	L	68-35
N25	at UC Riverside	L	59-52
N28	Pepperdine	L	82-61
D02	College of Notre Dame	W	79-64
D05	at Loyola Marymount	L	65-56
D09	Wyoming	L	78-61
D16	Baylor	L	80-50
D20	at Eastern Kentucky	L	73-67
D22	at Valparaiso	L	65-52
D30	Northern Arizona	L	75-59
J04	at Pacific*	L	79-50
J06	at Long Beach State*	L	78-54
J11	UC Santa Barbara*	L	74-71
J13	at Idaho*	W	64-53
J20	UC Irvine*	L	62-54
J25	at Cal Poly*	W	85-77
J27	at UC Santa Barbara*	L	94-69
J31	Boise State*	L	84-76
F02	Utah State*	L	76-52
F08	at Boise State*	L	75-55
F10	at Utah State*	L	58-46
F15	Cal Poly*	L	62-60
F17	Pacific*	L	63-50
F22	Idaho*	W	63-60
F24	Long Beach State*	L	69-68
M01	at UC Irvine*	L	58-55
M3	UC Riverside	W	70-59
M08	vs. Utah State!	L	74-43

* Big West Conference Game

! - Big West Conference Tournament (Anaheim, Calif.)

2001-02 (5-22, 2-16 Big West)

Date	Opponent	W/L	Score
N17	at Pepperdine	L	75-58
N19	San Francisco	L	70-43
N24	Loyola Marymount	W	84-70
N29	at Baylor	L	92-56
D01	at Wyoming	L	86-71
D06	at Sacramento State	L	85-79 (ot)

D08	Point Loma Nazarene	W	86-50
D15	Sacramento State	W	106-97 (ot)
D20	Cal Poly*	L	61-60
D22	UC Santa Barbara*	L	64-62
D29	at Northern Arizona	L	80-68
J03	at UC Irvine*	L	68-58
J05	at Long Beach State*	L	68-60
J12	at UC Riverside*	L	68-60
J17	Idaho*	L	63-59
J19	Utah State*	W	65-51
J24	at Cal State Northridge*	L	92-68
J26	at Pacific*	L	82-48
J31	Long Beach State*	L	77-60
F02	UC Irvine*	L	72-46
F09	UC Riverside*	L	70-58
F14	at Utah State*	L	60-45
F16	at Idaho*	L	65-53
F21	Pacific*	L	67-61
F23	Cal State Northridge*	L	73-59
F28	at UC Santa Barbara*	L	54-52
M02	at Cal Poly*	W	64-62

* Big West Conference Game

2002-03 (10-19, 8-10 Big West)

Date	Opponent	W/L	Score
N22	vs. Texas A&M-Corpus Christi!	L	83-76
N24	vs. Arkansas-Little Rock!	L	56-43
D02	Morris Brown	W	74-56
D04	Pepperdine	L	90-87
D07	at Loyola Marymount	L	75-68
D11	at USC	L	78-63
D14	Idaho State	L	79-70
D21	at Sacramento State	W	62-54
D28	at San Francisco	L	75-61
J02	at Cal Poly*	L	65-44
J04	at UC Santa Barbara*	W	57-55 (ot)
J08	UC Irvine*	W	66-65 (ot)
J11	Long Beach State*	W	57-53 (ot)
J14	at Idaho State	L	74-66
J18	UC Riverside*	L	47-41
J23	at Idaho*	L	56-49
J25	at Utah State*	L	61-60
J30	Cal State Northridge*	W	70-54
F01	Pacific*	L	62-61
F06	at Long Beach State*	L	79-73
F08	at UC Irvine*	L	72-52
F12	at UC Riverside*	W	74-64
F20	Utah State*	L	62-41
F22	Idaho*	W	62-59 (2ot)
F27	at Pacific*	W	55-52
M01	at Cal State Northridge*	L	70-62
M06	UC Santa Barbara*	L	63-60
M08	Cal Poly*	W	88-85 (ot)
M13	vs. Utah State#	L	89-83 (ot)

* Big West Conference Game

! - Hawaiian Airlines Tip-Off Tournament (Honolulu, Hawaii)

- Big West Conference Tournament (Anaheim, Calif.)



Bob Burton

Head Coach: 2004-12
Overall Record: 155-122 (.560)
PCAA/Big West Record: 79-65 (.549)

2003-04 (11-17, 7-11 Big West)

Date	Opponent	W/L	Score
N21	at Northern Arizona	L	77-60
N24	at Arizona State	L	83-76
N29	Sacramento State	L	78-71 (ot)
D01	at Pepperdine	W	78-74
D06	Northern Arizona	W	82-67
D09	at USC	L	96-90 (ot)
D13	Eastern Washington	W	77-70
D20	Occidental	W	83-63
D30	Loyola Marymount	L	71-67
J03	Cal State Northridge*	L	61-55
J05	Pacific*	L	66-64 (ot)
J10	at UC Riverside*	L	64-60
J15	at Long Beach State*	W	74-66
J17	at UC Irvine*	L	74-67
J22	Utah State*	L	57-49
J24	Idaho*	W	70-59
J29	at Cal Poly*	L	80-71
J31	at UC Santa Barbara*	L	77-44
F07	UC Riverside*	W	69-66
F12	UC Irvine*	W	70-63
F14	Long Beach State*	W	77-76
F19	at Idaho*	L	66-56
F21	at Utah State*	L	87-61
F26	UC Santa Barbara*	L	98-95 (2ot)
F28	Cal Poly*	W	90-83
M04	at Pacific*	L	78-62
M06	at Cal State Northridge*	W	95-70
M10	vs. Cal State Northridge!	L	80-70

* Big West Conference Game

! - Big West Conference Tournament (Anaheim, Calif.)

2004-05 (21-11, 12-6 Big West)

Date	Opponent	W/L	Score
N19	vs. Samford!	L	69-57
N20	vs. Colgate!	W	75-68
N27	Hope International	W	107-73
D4	at Denver	L	79-57
D10	at Eastern Washington	W	70-68 (ot)
D21	at San Diego State	L	63-60
D23	Denver	W	102-92
D28	at Cal State Northridge*	W	71-70 (ot)
D30	at Pacific*	L	94-88
J06	UC Riverside*	W	74-71
J08	UC Davis	W	89-61
J13	Long Beach State*	W	88-71
J15	UC Irvine*	L	97-81
J20	at Utah State*	L	84-60
J22	at Idaho*	L	61-58
J27	Cal Poly*	W	92-69

J29	UC Santa Barbara*	W	68-59
F03	at UC Riverside*	W	76-55
F07	at UC Davis	W	79-55
F10	at UC Irvine*	W	71-70
F12	at Long Beach State*	L	66-63
F17	Idaho*	W	84-74
F19	Utah State*	W	64-60
F24	at UC Santa Barbara*	W	66-57
F26	at Cal Poly*	W	78-76
M03	Pacific*	L	92-88
M05	Cal State Northridge*	W	72-70
M10	vs. UC Santa Barbara#	W	66-55
M11	vs. Utah State#	L	84-77
M16	at Oregon State \$	W	85-83 (ot)
M18	at San Francisco\$	W	85-69
M22	at Georgetown\$	L	74-57

* Big West Conference Game

! - Mohegan Sun Classic (New Britain, Conn.)

- Big West Conference Tournament (Anaheim, Calif.)

\$ - Postseason NIT (various sites)

2005-06 (16-13, 5-9 Big West)

Date	Opponent	W/L	Score
N20	Hope International	W	97-52
N23	Pepperdine	W	76-66
N28	at South Dakota State	W	82-70
N30	at Kansas State	L	84-59
D09	vs. Chicago State!	W	88-80
D10	at San Francisco!	L	93-91 (ot)
D21	at San Jose State	W	67-59
D27	vs. Texas-San Antonio@	L	88-76
D28	at Florida International@	W	74-57
J02	Cal Poly*	L	83-70
J04	UC Santa Barbara*	W	73-59
J07	at Cal State Northridge*	W	83-78
J09	at Pacific*	L	83-74
J14	at UC Riverside*	W	90-79
J19	Long Beach State*	L	97-96 (ot)
J21	UC Irvine*	L	67-59
J25	at UC Irvine*	L	83-68
J28	at UC Davis*	W	94-92 (3ot)
F04	UC Riverside*	L	78-73 (ot)
F09	Pacific*	L	67-62
F11	Cal State Northridge*	W	81-63
F15	at Long Beach State*	L	88-79
F18	Eastern Washington	W	89-63
F23	at UC Santa Barbara*	W	80-76
F25	at Cal Poly*	L	76-72
M02	UC Davis*	W	81-63
M05	South Dakota State	W	95-82
M08	vs. Cal State Northridge#	W	73-63
M09	vs. Long Beach State#	L	94-91

* Big West Conference game

! - San Francisco Invitational (San Francisco, Calif.)

@ - FIU Holiday Classic (Miami, Fla.)

- Big West Conference Tournament (Anaheim, Calif.)

2006-07 (20-10, 9-5 Big West)

Date	Opponent	W/L	Score
N10	Cal Maritime	W	108-56

ANNUAL GAME-BY-GAME RESULTS

N14	Hope International	W	98-65
N22	at Texas-San Antonio	W	67-63
N24	at Louisiana	W	91-89 (ot)
N27	at Eastern Washington	L	110-100
D2	Texas-San Antonio	W	76-67
D05	at UCLA	L	78-54
D09	at Pepperdine	W	83-81
D16	Bethune-Cookman	W	94-65
D20	Louisiana	W	85-49
D23	San Jose State	W	104-77
D28	at Cal Poly*	W	99-91
D30	at UC Santa Barbara*	L	84-76
J04	Cal State Northridge*	W	76-72
J06	Pacific*	W	76-70
J13	UC Riverside*	W	98-58
J18	at Long Beach State*	L	95-85
J20	at UC Irvine*	W	71-68
J25	UC Davis*	W	84-77
J27	UC Irvine*	W	75-60
F03	at UC Riverside*	L	82-76
F08	at Pacific*	W	82-77
F10	at Cal State Northridge*	W	75-73
F14	Long Beach State*	L	94-84
F17	at Wright State	L	77-62
F22	UC Santa Barbara*	W	79-73
F24	Cal Poly*	L	90-80
M03	at UC Davis*	L	77-68
M08	vs. Pacific!	W	100-92 (2ot)
M09	vs. Cal Poly!	L	81-56

* Big West Conference game
! - Big West Conference Tournament (Anaheim, Calif.)

2007-08 (24-9, 12-4 Big West)

Date	Opponent	W/L	Score
N09	CSU Bakersfield	W	92-75
N11	Cal State Los Angeles	W	87-67
N17	at Southern Utah	W	78-63
N28	at Arizona	L	91-65
N30	at Montana	W	100-91
D8	at Central Michigan	L	79-76
D17	Southern Utah	W	99-63
D20	Montana	W	79-76 (ot)
D22	Wright State	L	84-80
D28	vs. Furman!	W	103-72
D29	! at Saint Mary's!	L	69-59
J04	UC Irvine*	W	93-83
J07	at UC Riverside*	W	77-47
J10	Cal Poly*	W	78-64
J12	UC Santa Barbara*	L	87-72
J17	at Pacific*	L	89-82
J19	at UC Davis*	W	88-66
J23	UC Riverside*	W	72-61
J31	at Long Beach State*	W	91-75
F02	at Cal State Northridge*	W	80-72
F07	at UC Santa Barbara*	L	83-80
F09	at Cal Poly*	W	80-67
F14	UC Davis*	W	94-74
F16	Pacific*	W	92-78
F23	Portland State	W	85-69
F28	Cal State Northridge*	L	82-74

M01	Long Beach State*	W	85-51
M04	at CSU Bakersfield	W	84-80
M08	* at UC Irvine*	W	74-66
M13	vs. UC Riverside@	W	81-69
M14	vs. Cal State Northridge@	W	83-68
M15	vs. UC Irvine@	W	81-66
M20	vs. Wisconsin#	L	71-56

* Big West Conference game
! - Shamrock Solutions Classic (Moraga, Calif.)
@ - Big West Conference Tournament (Anaheim, Calif.)
- NCAA Tournament First Round (Omaha, Neb.)

2008-09 (15-17, 7-9 Big West)

Date	Opponent	W/L	Score
N14	vs. Texas State!	L	76-66
N16	at Hawaii!	W	90-76
N20	Hope International	W	106-60
N23	at Portland State	L	76-75
N27	vs. Wake Forest@	L	75-69
N28	vs. Saint Mary's@	L	79-54
N30	vs. Charlotte@	W	92-84 (ot)
D02	at LSU	L	84-63
D06	Central Michigan	W	79-65
D09	at Montana State	L	74-60
D13	CSU Bakersfield	W	89-64
D22	Montana State	W	88-80
D29	Cal State Northridge*	L	90-64
J03	at UC Irvine*	L	78-74 (ot)
J08	at Cal Poly*	W	86-82
J10	at UC Santa Barbara*	W	62-58
J15	UC Davis*	L	85-74
J17	Pacific*	L	77-62
J21	at Cal State Northridge*	W	91-87
J29	at Long Beach State*	W	61-60
F01	UC Riverside*	W	58-52
F05	UC Santa Barbara*	W	72-65
F07	Cal Poly*	L	75-72
F12	at Pacific*	L	71-50
F14	at UC Davis*	W	106-95
F18	Long Beach State*	L	75-74
F21	at New Mexico State	L	94-86
F26	at UC Riverside*	L	63-60
M03	at CSU Bakersfield	W	78-73
M07	UC Irvine*	L	65-62
M11	vs. UC Riverside#	W	59-46
M12	vs. UC Santa Barbara#	L	73-64

* Big West Conference game
! - Verizon Tip-Off Classic (Honolulu, Hawaii)
@ - 76 Classic (Anaheim, Calif.)
- Big West Conference Tournament (Anaheim, Calif.)

2009-10 (16-15, 8-8 Big West)

Date	Opponent	W/L	Score
N14	Hope International	W	93-57
N16	at UCLA	W	68-65 (2ot)
N24	New Mexico State	W	84-73
D05	vs. Central Arkansas!	L	69-49
D06	at Stephen F. Austin!	L	62-61
D09	at San Diego State	L	82-68
D12	Occidental	W	97-59
D21	vs. Weber State@	L	82-71

D22	at Utah State@	L	83-60
D23	vs. Morehead State@	L	69-62
D28	CSU Bakersfield	W	77-70
J02	at UC Davis*	L	67-63
J07	Long Beach State*	W	85-75
J09	at UC Riverside*	W	69-56
J14	Cal Poly*	W	68-54
J16	Cal State Northridge*	L	78-72
J21	at Pacific*	L	80-73
J23	at UC Santa Barbara*	L	85-80 (ot)
J26	at CSU Bakersfield	W	92-84 (ot)
J30	UC Irvine*	W	74-68
F04	at Long Beach State*	W	81-75 (ot)
F06	UC Riverside*	L	76-59
F10	at UC Irvine*	W	72-61
F13	at Cal State Northridge*	W	113-112 (3ot)
F17	UC Santa Barbara*	L	73-65
F20	SIU Edwardsville	W	78-74
F24	at Cal Poly*	W	70-68
M04	Pacific*	L	70-64
M06	UC Davis*	L	92-86 (ot)
M10	Cal State Northridge#	W	84-76
M11	UC Davis#	L	68-65

! - Stephen F. Austin Tournament (Nacogdoches, Texas)
@ - Basketball Travelers' Tournament (Logan, Utah)
- Big West Conference Tournament (Anaheim, Calif.)

2010-11 (11-20, 7-9 Big West)

Date	Opponent	W/L	Score
N12	vs. Central Michigan!	L	70-67
N13	at Hawaii!	L	84-70
N15	vs. Montana State!	L	80-76
N21	at San Diego	W	62-59
N24	at USC	L	81-54
N27	CSU Bakersfield	W	85-75
N30	at Montana	L	75-67
D04	San Diego	W	90-76
D08	at Arizona	L	73-62
D12	at Portland State	L	93-89
D18	Occidental	W	76-48
D22	Montana	L	71-57
D28	UC Davis*	L	88-72
D30	Pacific*	W	54-51
J05	at UC Irvine*	L	85-78
J08	at UC Riverside*	W	83-77 (ot)
J13	at Cal Poly*	L	58-54
J15	at Cal State Northridge*	L	89-65
J19	Long Beach State*	W	89-87
J22	UC Santa Barbara*	W	63-58
J25	at CSU Bakersfield	L	77-75
J29	at Long Beach State*	L	75-60
F03	UC Irvine*	W	80-74
F05	UC Riverside*	L	70-69
F10	Cal State Northridge*	L	70-68
F16	at UC Santa Barbara*	L	86-71
F19	at Idaho State	L	84-79
F26	Cal Poly*	L	75-70
M03	at Pacific*	W	82-80
M05	at UC Davis*	W	87-82
M11	vs. Cal State Northridge@	L	75-54

* Big West Conference game

! - Outrigger Hotels Rainbow Classic (Honolulu, Hawaii)
@ - Big West Conference Tournament (Anaheim, Calif.)

2011-12 (21-10, 12-4 Big West)

Date	Opponent	W/L	Score
N11	Redlands	W	118-68
N18	vs. Nicholls State!	W	73-63
N19	at Louisiana!	W	69-63
N20	vs. Houston Baptist!	L	88-83
N26	CSU Bakersfield	L	73-66
D01	at Wichita State	L	75-60
D03	at SIU Edwardsville	W	79-57
D07	at Utah	W	81-50
D11	Eastern Washington	W	91-76
D17	LaVerne	W	86-44
D22	Portland State	W	92-86
D29	UC Davis*	W	65-64
J02	Pacific*	W	78-73
J05	t UC Santa Barbara*	L	77-64
J07	at Cal Poly*	L	73-67
J14	at CSU Bakersfield	L	67-65
J18	UC Riverside*	W	72-61
J21	at UC Irvine*	W	92-84
J26	at Cal State Northridge*	W	70-68
J28	at Long Beach State*	L	75-61
F02	Cal Poly*	W	83-61
F04	UC Santa Barbara*	W	99-86
F09	UC Irvine*	W	100-94
F15	at UC Riverside*	W	77-64
F18	Montana State	W	80-66
F23	at Pacific*	W	69-68
F25	at UC Davis*	L	78-75
F29	Cal State Northridge*	W	87-76
M03	Long Beach State*	W	77-74
M08	vs. UC Irvine@	L	65-59
M14	at Loyola Marymount#	L	88-79

* Big West Conference game
! - Beryl Shipley Classic (Lafayette, La.)
@ - Big West Conference Tournament (Anaheim, Calif.)
- Collegiesider.com Tournament (Los Angeles, Calif.)



Andy Newman
Head Coach: 2013
Overall Record: 14-18 (.438)
PCAA/Big West Record: 6-12 (.333)

2012-13 (11-20, 7-9 Big West)

Date	Opponent	W/L	Score
N12	at Stanford	L	81-68
N16	at Nevada!	L	80-77
N17	vs. Southern Utah!	W	112-69
N18	vs. Green Bay!	W	93-82
N23	San Diego Christian	W	106-60
N30	at Eastern Washington	L	79-75
D02	at Washington	L	74-72
D06	CSU Bakersfield	L	72-70
D13	Idaho State	W	66-53
D16	at Texas Southern	W	93-86
D22	Hope International	W	87-65
D29	UC Santa Barbara*	W	86-79
J03	at Hawaii!	L	90-88
J05	at Cal State Northridge*	W	105-86

ANNUAL GAME-BY-GAME RESULTS

J09	at CSU Bakersfield	W	74-62
J12	UC Riverside	W	71-69
J17	UC Irvine	L	92-65
J19	Long Beach State	L	81-71
J24	at UC Davis	W	95-88
J26	at Pacific	L	71-67
J31	Cal State Northridge	L	92-86
F02	Hawaii*	L	77-75
F09	at UC Riverside*	W	79-67
F13	at Long Beach State*	L	85-65
F16	at UC Irvine*	L	86-66
F20	Cal Poly*	W	77-60
F23	at Texas A&M-Corpus Christi	W	63-57
F28	Pacific*	L	64-55
M02	UC Davis*	L	71-68
M07	at UC Santa Barbara*	L	66-50
M09	at Cal Poly*	L	62-60
M14	vs. Long Beach State@	L	75-66

* Big West Conference game
! - World Vision Classic (Reno, Nev.)



Dedrique Taylor

Head Coach: 2014-pres.
Overall Record: 141-161 (.467)

Big West Conference Tournament (Anaheim, Calif.)

2013-14 (11-20, 6-10 Big West)

Date	Opponent	W/L	Score
N09	at Montana State	W	84-55
N13	at Seattle	L	75-71
N16	Santa Clara	W	86-73
N19	at USC	L	76-62
N23	at San Jose State	L	81-59
N28	Marquette^	L	86-66
N29	Miami^	L	48-46
D01	College of Charleston%	L	61-48
D04	at Pepperdine	W	78-64
D07	Seattle	L	74-65
D15	Texas Southern	W	87-80
D21	Sacramento State	W	59-51
D28	at UNLV	L	83-64
J04	at Tulsa	L	73-57
J09	UC Riverside*	W	78-73
J16	at UC Irvine*	L	72-54
J18	at UC Davis*	L	69-61
J23	Cal Poly*	L	58-56
J25	UC Santa Barbara*	W	74-72
F01	at Long Beach State*	L	75-56
F06	at UC Riverside*	L	72-69
F08	at Cal State Northridge*	L	92-83 (OT)
F13	UC Davis*	W	74-64
F15	Hawaii*	L	83-80
F20	at Cal Poly*	W	67-59
F22	at UC Santa Barbara*	L	80-65
F27	Cal State Northridge*	W	82-81
M01	Long Beach State*	W	84-76
M06	UC Irvine*	L	62-44
M08	at Hawaii*	L	81-77
M13	vs. Long Beach State!	L	66-56

^ - DIRECTV Wooden Legacy - Titan Gym (Fullerton, Calif.)
% - DIRECTV Wooden Legacy - Honda Center (Anaheim, Calif.)
* - Big West Conference games
! - Big West Conference Tournament - Honda Center (Anaheim, Calif.)

2014-15 (9-22, 1-15 Big West)

Date	Opponent	W/L	Score
N14	at Santa Clara	L	89-72
N16	at New Mexico	L	67-59
N22	San Jose State	W	70-66
N25	at USC	L	53-49
N27	vs. Wright State^	W	67-62
N28	at S.C. Upstate^	L	79-64
N29	vs. FIU^	W	64-61
D03	at UCLA	L	73-45
D06	Pepperdine	L	74-62
D11	at Sacramento State	L	73-59
D13	at Nevada	W	65-55
D18	CS Dominguez Hills	W	72-50
D22	Texas A&M-CC	W	82-77
D30	Cal State East Bay	W	77-45
J03	Seattle	W	67-55
J08	at UC Riverside*	L	84-78 (OT)
J15	UC Irvine*	L	63-58
J17	UC Davis*	L	79-68
J22	at Cal Poly*	L	66-55
J24	at UC Santa Barbara*	L	68-49
J29	Long Beach State*	L	91-85 (OT)
F05	Cal State Northridge*	W	69-53
F07	UC Riverside	L	71-66 (OT)
F12	at UC Davis*	L	75-69
F14	at Hawaii*	L	81-61
F19	Cal Poly*	L	65-54
F21	UC Santa Barbara*	L	69-54
F26	at Cal State Northridge*	L	82-72
F28	at Long Beach State*	L	70-47
M05	at UC Irvine*	L	68-62
M07	Hawaii*	L	91-70

^ - Spartanburg Marriott Upstate Classic (Spartanburg, S.C.)
* - Big West Conference games

2015-16 (10-20, 3-13 Big West)

Date	Opponent	W/L	Score
N13	at Loyola Marymount	L	79-74
N17	at Pacific	W	77-76
N21	San Diego	W	67-55
N24	at Southern Utah	W	80-66
N28	Nevada	W	75-66
D01	CS Dominguez Hills	W	88-56
D04	at Seattle	W	70-61
D06	at Washington	L	87-69
D12	Loyola Marymount	L	82-70
D18	vs. Oregon State^	L	82-69
D19	vs. Portland^	L	65-60
D29	at Portland State	L	89-82
J02	Cal State East Bay	W	75-52
J07	at UC Riverside*	W	79-73
J09	Cal State Northridge*	L	85-75
J16	Hawaii*	L	86-79 (OT)
J20	at UC Irvine*	L	72-59
J23	Cal Poly*	L	83-75
J27	at UC Davis*	L	69-64
J30	UC Riverside*	L	81-71
F04	UC Davis*	W	61-57
F06	at UC Santa Barbara*	L	81-68
F10	at Cal State Northridge*	L	75-67
F13	at Hawaii*	L	76-59

F17	UC Irvine*	L	96-77
F20	at Long Beach State*	L	70-57
F25	at Cal Poly*	W	78-77
M27	UC Santa Barbara*	L	80-62
M02	Long Beach State*	L	75-73
M10	Hawaii!	L	75-44

^ - Far West Classic - Moda Center (Portland, Ore.)

* - Big West Conference games

! - Big West Conference Tournament - Honda Center (Anaheim, Calif.)

2016-17 (17-15, 10-6 Big West)

Date	Opponent	W/L	Score
N11	Caltech	W	77-28
N13	Portland State	W	106-100 (2OT)
N17	at Washington	L	104-88
N19	at UNLV	L	77-68
N25	vs. Jacksonville State^	L	61-38
N26	vs. Alabama State^	L	76-67
N30	Nebraska-Omaha	L	83-73
D03	Pacific	W	78-77
D07	at San Diego	L	82-75
D10	Southern Utah	W	75-62
D18	at Nebraska-Omaha	L	102-96 (OT)
D22	Portland	W	77-72
D30	Bethesda	W	99-56
J05	Hawaii*	W	67-64
J07	Cal State Northridge*	L	70-65
J12	at Cal Poly*	W	87-74
J14	at UC Irvine*	L	87-67
J18	UC Riverside*	L	71-63
J26	at Long Beach State*	L	76-65
J28	Cal Poly*	W	81-71
F02	at UC Santa Barbara*	W	79-53
F08	at UC Davis*	L	74-65
F11	Long Beach State*	W	74-69
F16	at UC Riverside*	W	56-55
F18	UC Davis*	W	79-72
F22	UC Irvine*	W	56-54
F25	at Hawaii*	L	64-58 (OT)
M02	UC Santa Barbara*	W	65-54
M04	at Cal State Northridge*	W	86-78
M09	vs. Cal State Northridge!	W	81-68
M10	vs. UC Davis!	L	66-64 (OT)
M16	Weber State%	L	80-76

^ - Global Sports Classic (Las Vegas, Nev.)

* - Big West Conference games

! - Big West Conference Tournament - Honda Center (Anaheim, Calif.)

% - CollegeInsider.com (Fullerton, Calif.)

2017-18 (20-12, 10-6 Big West)

Date	Opponent	W/L	Score
N10	at USC	L	84-42
N15	at St. Mary's	L	76-57
N18	Bethesda	W	77-35
N23	Georgia^	L	64-57
N24	Sacramento State^	W	68-63
N26	Harvard^	W	70-61
D02	Cal Lutheran	W	86-58
D06	at Portland	W	76-66
D09	Utah Valley	W	91-83
D16	at California	L	95-89 (OT)
D22	at Loyola Marymount	W	88-80

D30	at Utah Valley	L	87-78
J03	UC Riverside*	W	68-65
J06	at Cal Poly*	W	101-97 (OT)
J11	at UC Irvine*	W	67-64
J13	UC Davis*	W	85-70
J17	at UC Santa Barbara*	L	83-64
J20	at Long Beach State*	L	81-73
J25	UC Santa Barbara*	L	70-65
J27	at Hawaii**	W	69-66
F03	UC Irvine*	L	63-58
F08	Cal Poly*	W	75-59
F10	at UC Davis*	W	68-66
F17	Cal State Northridge*	W	88-70
F21	at UC Riverside*	L	69-65
F24	Long Beach State*	W	81-71
F28	at Cal State Northridge*	W	102-76
M03	Hawaii**	L	68-60
M08	vs. Long Beach State!	W	76-74
M09	vs. UC Davis!	W	55-52
M10	vs. UC Irvine!	W	71-55
M16	Purdue%	L	74-48

^ - Wooden Legacy (Fullerton, Calif.)

* - Big West Conference games

! - Big West Conference Tournament - Honda Center (Anaheim, Calif.)

% - NCAA Tournament Round of 64 - Little Caesars Arena (Detroit, Mich.)

2018-19 (15-16, 10-6 Big West)

Date	Opponent	W/L	Score
N6	at Arizona State	Lot2	102-94
N10	West Coast Baptist	W	106-53
N15	vs. UCF^	L	68-52
N16	vs. Wake Forest^	L	66-59
N18	vs. Monmouth^	W	87-63
N21	at Hofstra	L	80-71
N24	at Sacramento State	Lot	87-82
D01	Cal Lutheran	W	99-60
D05	Loyola Marymount	L	59-49
D10	at Saint Mary's (CA)	L	81-66
D16	at San Francisco	L	68-54
D22	at Nebraska	L	86-62
D29	Portland	W	79-64
J01	at Washington	L	84-76
J09	at Hawaii**	L	79-68
J12	UC Irvine*	L	63-46
J17	UC Riverside*	W	69-61
J19	at Long Beach State*	Wot	92-90
J24	UC Santa Barbara*	W	81-60
J26	at Cal Poly*	W	80-63
J30	CSUN*	W	78-71
F06	at UC Irvine*	L	60-53
F09	at UC Riverside*	W	77-54
F13	Long Beach State*	W	85-82
F16	at CSUN*	W	78-71
F21	UC Davis*	W	62-58
F23	at UC Santa Barbara*	L	82-67
F28	Cal Poly*	W	86-75
M02	at UC Davis*	L	66-59
M09	Hawaii**	L	71-59
M14	vs. UC Davis!	Wot	75-71
M15	vs. UC Santa Barbara!	W	64-58
M16	vs. UC Irvine	L	92-64
M21	vs. CSU Bakersfield%	L	66-58

^ - Myrtle Beach Invite (Myrtle Beach, S.C.)

* - Big West Conference games

! - Big West Conference Tournament - Honda Center (Anaheim, Calif.)

% - CollegeInsider.com (Fullerton, Calif.)



ANNUAL GAME-BY-GAME RESULTS

2019-20 (11-20, 6-10 Big West)

Date	Opponent	W/L	Score
N05	at BYU	L	76-58
N09	at Stanford	L	70-54
N13	at Wyoming	W	60-53
N16	Stanislaus State	W	82-62
N24	Hofstra	L	79-57
N27	vs. SEMO [^]	W	64-57
N29	vs. Denver [^]	L	65-62
N30	at Santa Clara [^]	L	70-55
D04	at Pacific	L	62-59
D07	Sacramento State	L	62-59
D11	San Diego	L	66-54
D14	San Francisco	L	91-69
D22	at Loyola Marymount	L	53-46
D29	at UCLA	W	77-74
J03	St. Katherine	W	103-52
J09	Hawaii [*]	L	75-69
J11	at UC Riverside [*]	L	65-59
J15	UC Irvine [*]	L	74-61
J18	at Long Beach State [*]	W	66-62
J22	at UC Davis [*]	W	78-74
J25	CSUN [*]	W	82-75
J30	at Cal Poly [*]	Lot	101-100
F01	at UC Irvine [*]	L	91-61
F05	UC Riverside [*]	W	61-48
F08	UC Davis [*]	L	87-81
F15	Cal Poly [*]	Wot4	105-101
F20	UC Santa Barbara [*]	L	75-66
F27	at Hawaii [*]	L	70-59
F29	at CSUN [*]	L	99-92
M05	at UC Santa Barbara [*]	L	55-53
M07	Long Beach State [*]	W	75-69

[^] - Cable Car Classic (Santa Clara, Calif.)

^{*} - Big West Conference games

- Season canceled prior to Big West Tournament due to global pandemic COVID-19

2020-21 (6-10, 5-7 Big West)

Date	Opponent	W/L	Score
D13	San Diego Christian	W	94-70
J01	at UC Santa Barbara [*]	L	81-63
J02	at UC Santa Barbara [*]	L	65-61
J08	Long Beach State [*]	L	82-80
J09	Long Beach State [*]	Wot	75-72
J16	CSUN [*]	L	86-85
J17	CSUN [*]	W	85-77
J22	Hawaii [*]	W	83-67
J23	Hawaii [*]	L	76-53
J29	at CSU Bakersfield [*]	W	90-84
J30	at CSU Bakersfield [*]	L	83-73
F19	UC Irvine [*]	L	89-79
F20	UC Irvine [*]	W	67-64
M5	at UC San Diego	L	89-85
M6	at UC San Diego	L	85-78
M9	vs. Cal Poly	L	87-82

^{*} - Big West Conference games

- Season shortened due to COVID-19 pandemic

! - Big West Conference Tournament - Michelob Ultra Arena (Las Vegas, Nev.)

2021-22 (21-10, 11-4 Big West)

Date	Opponent	W/L	Score
N09	at Santa Clara	L	84-77
N11	at San Jose State	L	78-76
N16	George Washington	W	74-59
N19	at San Diego	W	57-55
N23	UT Rio Grande Valley [^]	L	72-67
N24	at Northern Arizona [^]	W	73-56
N29	vs. Wyoming	L	79-66
D04	vs Pacific	W	66-57
D08	at San Diego State	L	66-56
D11	Life Pacific	W	87-59
D17	Redlands	W	93-78
D30	at CSU Bakersfield [*]	W	73-67
J13	CSUN [*]	W	79-64
J15	Santa Barbara [*]	W	79-73
J20	at UC Irvine [*]	W	65-63
J22	UC San Diego	W	83-80
J27	at UC Davis [*]	W	74-58
J29	at UC Riverside [*]	L	67-54
F03	Cal Poly [*]	W	61-50
F05	CSU Bakersfield [*]	W	75-61
F08	at Long Beach State [*]	L	71-61
F12	at Hawaii [*]	L	72-55
F17	at UC Santa Barbara	W	67-58
F19	at CSUN [*]	W	81-73
F24	UC Irvine [*]	W	66-64
F26	at UC San Diego	L	81-76
M03	UC Riverside [*]	L	75-72
M05	UC Davis [*]	W	62-59
M10	UC Davis!	W	73-55
M11	Hawaii!	W	58-46
M12	Long Beach State	W	72-71
M18	Duke %	L	78-61

[^] - Cable Car Classic (Santa Clara, Calif.)

^{*} - Big West Conference games

! - Big West Conference Tournament - Dollar Loan Center (Henderson, Nev.)

% - NCAA Tournament Round of 64 - Bon Secours Wellness Arena (Greenville, S.C.)

2022-23 (20-13, 12-6 Big West)

Date	Opponent	W/L	Score
N7	at San Diego State	L	80-57
N11	Pepperdine	W	74-71
N13	Vermont	W	94-85 (2OT)
N18	at Pacific	W	94-91 (2OT)
N22	Westcliff	W	78-57
N26	Utah Tech (@ND)	L	66-60
N27	at North Dakota	L	73-57
N30	at Seattle U	L	69-62
D7	at USC	L	64-50
D10	Southern Utah [^]	L	67-60
D19	San Diego Christian	W	87-35
D21	Sacramento State	W	59-49
D29	UC Santa Barbara [*]	L	66-58
D31	CSUN [*]	W	64-52
J5	at UC Riverside [*]	W	77-62
J7	Hawaii [*]	W	79-72 (OT)
J11	at UC Irvine [*]	L	70-65
J14	at UC Davis [*]	L	83-79
J16	CSU Bakersfield [*]	W	76-46
J19	at Long Beach State [*]	L	72-67
J21	at CSUN [*]	L	69-66 (OT)

J26	UC Irvine [*]	W	62-61
J28	at Cal Poly [*]	W	65-36
F2	Long Beach State [*]	L	70-67
F4	UC Riverside [*]	W	64-58
F11	at Hawaii [*]	W	52-51
F15	at UC San Diego [*]	W	76-73
F18	Cal Poly [*]	W	83-62
F20	at UC Santa Barbara [*]	W	74-60
F25	at CSU Bakersfield [*]	W	70-66 (OT)
M9	Hawaii!	W	62-60 (OT)
M10	UC Irvine!	W	83-80
M11	UC Santa Barbara!	L	72-62

[^] - Jack Jones Hoopfest (Las Vegas, Nev.)

^{*} - Big West Conference Games

! - Big West Conference Tournament - Dollar Loan Center (Henderson, Nev.)

2023-24 (14-18, 7-13 Big West)

Date	Opponent	W/L	Score
N6	at San Diego State	L	83-57
N11	La Sierra	W	78-48
N16	at Central Florida	L	72-44
N19	Cornell [^]	L	88-70
N20	Southern Miss	W	74-67
N26	at Nebraska	L	85-72
D1	North Dakota	W	64-54
D6	at Pepperdine	W	60-55
D9	at Sacramento State	W	62-60
D17	at Boise State	L	88-65
D20	Pacific	W	67-56
D28	Long Beach State [*]	L	81-71
D30	at Hawaii [*]	W	63-61 (OT)
J4	at UC Irvine [*]	L	75-67
J6	UC San Diego [*]	L	76-58
J13	at CSUN [*]	L	76-71
J18	UC Davis [*]	L	67-65
J20	at UC Santa Barbara [*]	W	73-69
J25	at Cal Poly [*]	W	54-51
J27	CSU Bakersfield [*]	W	68-50
F1	Hawaii [*]	L	76-68
F8	at UC Davis [*]	L	71-58
F10	at CSU Bakersfield [*]	L	73-71
F15	UC Riverside [*]	L	81-73
F17	at UC San Diego [*]	L	76-69
F22	Cal Poly [*]	W	68-50
F24	CSUN [*]	L	65-60
F29	at Long Beach State [*]	W	76-71
M2	UC Santa Barbara [*]	W	79-70
M7	at UC Riverside [*]	L	84-74
M9	UC Irvine [*]	L	81-71

[^] - Jacksonville Classic (St. Augustine, Fla.)

^{*} - Big West Conference games



DIVISION I REGULAR SEASON TOURNAMENT HISTORY

1974-75

Golden Empire Classic (Bakersfield, Calif.)		
01.03.75	vs. San Diego	W, 71-53
01.04.75	at CSU Bakersfield	W, 64-59

1975-76

Pepperdine Classic (Malibu, Calif.)		
12.05.75	vs. Humboldt State	W, 87-53
12.06.75	vs. Southern	W, 86-64

Golden Empire Classic (Bakersfield, Calif.)		
01.02.76	vs. San Diego	W, 94-61
01.03.76	at CSU Bakersfield	W, 101-69

1976-77

Pepperdine Classic (Malibu, Calif.)		
12.10.76	vs. South Alabama	W, 89-71
12.11.76	Azusa Pacific	W, 74-35

1977-78

Cougar Classic (Provo, Utah)		
12.09.77	vs. William & Mary	L, 67-62
12.10.77	at BYU	W, 80-75

Portland Classic (Portland, Ore.)		
12.21.77	vs. Cal State Los Angeles	L, 92-77
12.22.77	vs. Portland State	W, 80-62

1978-79

Malibu Classic (Pepperdine, Calif.)		
12.15.78	vs. Eastern Montana	W, 98-53
12.16.78	at Pepperdine	W, 67-65

KOA Classic (Billings, Mont.)		
12.29.78	vs. Portland	L, 105-85
12.29.78	vs. LaSalle	W, 84-75

1979-80

Utah Classic (Salt Lake City, Utah)		
12.07.79	at Utah	L, 65-53
12.08.79	vs. Richmond	W, 84-75

Connecticut Mutual Classic (New Haven, Conn.)		
12.28.79	vs. Pittsburgh	L, 80-69
12.29.79	vs. Ohio	W, 71-49

1980-81

Los Angeles Times Classic (Anaheim, Calif.)		
12.19.80	vs. UNLV	L, 85-71
12.20.80	vs. Loyola Marymount	W, 88-75

Far West Classic (Portland, Ore.)		
12.26.80	vs. Oregon	L, 82-78 (ot)
12.28.80	vs. Utah	L, 76-70
12.29.80	vs. Princeton	L, 60-57

1981-82

Nike Classic (Santa Barbara, Calif.)		
12.11.81	vs. St. Joseph's	L, 63-59
12.12.81	vs. Grambling	W, 97-60

Malibu Classic (Malibu, Calif.)		
12.18.81	vs. Evansville	L, 62-51
12.19.81	vs. Texas-Arlington	W, 79-75

TITANS IN PRESEASON & HOLIDAY TOURNAMENTS

Event	Years	Appearances	W	L	Last
76 Classic	2008-09	1	1	2	2008-09
Basketball Travelers Invitational	2009-10	1	0	3	2009-10
Beryl Shipley Classic	2011-12	1	2	1	2011-12
Cable Car Classic	2019-20	1	1	2	2019-20
Casper Shootout	1989-90	1	1	1	1989-90
Champion Holiday Classic	1983-84	1	1	1	1983-84
Connecticut Mutual Classic	1979-80	1	1	1	1979-80
Coors Light Classic	1994-95	1	0	2	1994-95
Cougar Classic	1977-78, 1986-87	2	3	1	1986-87
Etech Lumberjack Classic	2009-10	1	0	2	2009-10
Far West Classic	1980-81, 2016-17	2	0	5	2016-17
Florida International Holiday Classic	2005-06	1	1	1	2005-06
Global Sports Classic	2016-17	1	0	2	2016-17
Golden Empire Classic	1974-76	2	4	0	1975-76
Hawaii Tipoff Classic*	1983-84, 2002-03, 2008-09	3	3	3	2008-09
KOA Classic	1978-79	1	1	1	1978-79
Los Angeles Times Classic	1980-81	1	1	1	1980-81
Malibu Classic	1978-79, 1981-82	2	3	1	1981-82
Mohegan Sun Classic	2004-05	1	1	1	2004-05
Myrtle Beach Invitational	2018-19	1	1	2	2018-19
Northern Arizona Tournament	2021-22	1	1	1	2021-22
Outrigger Hotels Classic	2010-11	1	0	3	2010-11
Pepperdine Classic	1975-77	2	4	0	1976-77
Portland Classic	1977-78	1	1	1	1977-78
Rainbow Classic	1981-82	1	1	2	1981-82
San Francisco Invitational	2005-06	1	1	1	2005-06
Shamrock Office Solutions Classic	2007-08	1	1	1	2007-08
UCSB Nike Classic	1981-82	1	1	1	1981-82
Utah Classic	1979-80, 1982-83, 1985-86	3	3	3	1985-86
Wolf Pack Classic	1984-85	1	1	1	1984-85
Wooden Legacy^	2013-14, 17-18	2	2	4	2017-18
World Vision Classic	2012-13	1	2	1	2012-13

* Also known as the Hawaiian Airlines Tipoff Classic (2002-03) and the Verizon Wireless Tipoff Classic (2008-09)

^ The tournament was formed as two in-season collegiate basketball events: the former John R. Wooden Classic and the Anaheim Classic.

Rainbow Classic (Honolulu, Hawaii)		
12.27.81	vs. Wichita State	L, 70-67
12.29.81	vs. Michigan State	L, 51-50 (ot)
12.30.81	vs. Bradley	W, 64-62

1982-83

Utah Classic (Salt Lake City, Utah)		
12.28.82	vs. Auburn	L, 69-60
12.29.82	vs. Niagara	W, 68-50

1983-84

Hawaii Tipoff Classic (Honolulu, Hawaii)		
11.25.83	vs. McNeese State	W, 78-66
11.27.83	at Hawai'i	W, 90-60

Champion Holiday Classic (Missoula, Mont.)		
12.09.83	vs. Centenary	W, 76-74
12.10.83	at Montana	L, 60-46

1984-85

Wolf Pack Classic (Reno, Nev.)		
12.28.84	vs. Colorado St.	W, 66-64 (ot)
12.29.84	at Nevada	L, 66-56

1985-86

Utah Classic (Salt Lake City, Utah)		
11.29.85	vs. Loyola Marymount	W, 76-71
11.30.85	at Utah	L, 80-66

1986-87

Cougar Classic (Provo, Utah)		
12.12.86	vs. TCU	W, 56-48
12.13.86	at BYU	W, 59-56

1989-90

Casper Shootout (Casper, Wyo.)		
12.29.89	vs. Middle Tennessee St.	W, 77-69
12.30.89	vs. Wyoming	L, 69-51

1994-95

Coors Light Classic (Fresno, Calif.)		
12.02.94	vs. Santa Clara	L, 79-65
12.03.94	vs. Texas-Arlington	L, 74-68

2002-03

Hawaiian Airlines Tipoff Classic (Honolulu, Hawaii)		
11.22.02	vs. TAMU-Corpus Christi	L, 83-76
11.24.02	vs. Arkansas-Little Rock	L, 56-43

2004-05

Mohegan Sun Classic (New Britain, Conn.)		
11.19.04	vs. Samford	L, 69-57
11.20.04	vs. Colgate	W, 75-68

2005-06

USF Invitational (San Francisco, Calif.)		
12.27.05	vs. Chicago State	W, 88-80
12.28.05	at San Francisco	L, 93-91 (ot)

FIU Holiday Classic (Miami, Fla.)		
12.27.05	vs. Texas-San Antonio	L, 88-76
12.28.05	at Florida International	W, 74-57

2007-08

Shamrock Office Solutions Classic (Moraga, Calif.)		
12.28.07	vs. Furman	W, 103-72
12.29.07	at Saint Mary's	L, 69-59

2008-09

Verizon Wireless Tipoff Classic (Honolulu, Hawaii)		
11.14.08	vs. Texas State	L, 76-66
11.16.08	at Hawai'i	W, 90-76

76 Classic (Anaheim, Calif.)		
11.27.08	vs. Wake Forest	L, 75-69
11.28.08	vs. Saint Mary's	L, 79-54
11.30.08	vs. Charlotte	W, 92-84 (ot)

2009-10

Etech Lumberjack Classic (Nacogdoches, Tex.)		
12.05.09	vs. Central Arkansas	L, 69-49
12.06.09	at Stephen F. Austin	L, 62-61

Basketball Travelers Invitational (Logan, Utah)		
12.21.09	vs. Weber State	L, 82-71
12.22.09	at Utah State	L, 83-60
12.23.09	vs. Morehead State	L, 69-62

2010-11

Outrigger Hotels Classic (Honolulu, Hawaii)		
11.12.10	vs. Central Michigan	L, 70-67
11.13.10	at Hawai'i	L, 84-70
11.15.10	vs. Montana State	L, 80-76

DIVISION I REGULAR SEASON TOURNAMENT HISTORY

2011-12

Beryl Shipley Classic
(Lafayette, La.)

11.18.11	vs. Nicholls State	W, 73-63
11.19.11	at Louisiana	W, 69-63
11.20.11	vs. Houston Baptist	L, 88-83

2012-13

World Vision Classic
(Reno, Nev.)

11.16.12	at Nevada	L, 80-77
11.17.12	vs. Southern Utah	W, 112-69
11.18.12	vs. Green Bay	W, 93-82

2013-14

Wooden Legacy
(Titan Gym • Fullerton, Calif.*)
(Honda Center • Anaheim, Calif. ^)

11.28.13	Marquette	L, 86-66*
11.29.13	Miami	L, 48-46*
12.01.13	vs. Col. of Charleston	L, 61-48^

2014-15

Spartanburg Marriot Upstate Classic
(Hodge Center, Spartanburg, SC*)

11.27.14	vs. Wright State	W, 67-62
11.28.14	at USC Upstate	L, 79-64
11.29.14	vs. Florida International	W, 64-61

2015-16

Far West Classic
(Moda Center, Portland, Ore. *)

11.28.15	vs. Oregon State	L, 82-69
11.19.15	vs. Portland	L, 65-60

2016-17

Global Sports Classic
(Thomas & Mack Center, Las Vegas, Nev. *)

11.25.16	vs. Jacksonville State	L, 61-38
11.26.16	vs. Alabama State	L, 76-67 (OT)

2017-18

Wooden Legacy
(Titan Gym • Fullerton, Calif.)

11.23.17	vs. Georgia	L, 64-57
11.24.17	vs. Sacramento State	W, 68-63
11.26.17	vs. Harvard	W, 70-61

2018-19

Myrtle Beach Invitational
(HTC Center • Myrtle Beach, S.C.)

11.15.18	vs. UCF	L, 68-52
11.16.18	vs. Wake Forest	L, 66-59
11.18.18	vs. Monmouth	W, 87-63

2019-20

Cable Car Classic
(Leavey Center • Santa Clara, Calif.)

11.27.19	vs. SEMO	W, 64-57
11.29.19	vs. Denver	L, 65-62
11.30.19	at Santa Clara	L, 70-55

2021-22


NAU Tournament
(Walkup Skydome • Flagstaff, Ariz.)

11.23.21	vs. UT Rio Grande Valley	L, 72-67
11.24.21	vs. Northern Arizona	W, 73-56

2023-24

Jacksonville Classic
(Flagler Gymnasium • St. Augustine, Fla.)

11.19.23	vs. Cornell	L, 88-70
11.20.23	vs. Southern Miss	W, 74-67



2013 Wooden Legacy

MISCELLANEOUS RECORDS

TOP WINNING SEASONS

(by wins)

Record ... Year	Coach
24-7 1961-62	Alex Omalev
24-9 2007-08	Bob Burton
23-9 1977-78	Bobby Dye
21-8 1982-83	George McQuarn
21-10 2011-12	Bob Burton
21-10 2021-22	Dedrique Taylor
21-11 2004-05	Bob Burton
20-10 2006-07	Bob Burton
20-12 2017-18	Dedrique Taylor
20-13 2022-23	Dedrique Taylor
19-7 1962-63	Alex Omalev
18-14 1981-82	George McQuarn
17-15 2016-17	Dedrique Taylor
17-13 1986-87	George McQuarn
17-13 1984-85	George McQuarn
17-13 1983-84	George McQuarn

TOP WINNING SEASONS

(by percentage)

Rec. (Pct.)	Year	Coach
24-7 (.774)	1961-62	Alex Omalev
19-7 (.730)	1962-63	Alex Omalev
24-9 (.727)	2007-08	Bob Burton
21-8 (.724)	1982-83	George McQuarn
23-9 (.719)	1977-78	Bobby Dye
21-10 (.677)	2011-12	Bob Burton
21-10 (.667)	2021-22	Dedrique Taylor
20-10 (.667)	2006-07	Bob Burton
21-11 (.656)	2004-05	Bob Burton
20-12 (.625)	2017-18	Dedrique Taylor
16-10 (.615)	1976-77	Bobby Dye
16-10 (.615)	1973-74	Bobby Dye

LONGEST WINNING STREAKS

Wins	Start	End
10 Games	12.12.70	01.16.71
8 Games	2.4.23	3.11.23
8 Games	12.01.90	01.02.91
8 Games	12.30.78	01.28.79
8 Games	02.18.78	03.16.78
8 Games	12.18.74	01.18.75
8 Games	12.21.61	01.13.62
8 Games	02.15.23	03.11.23

LONGEST LOSING STREAKS

Losses	Start	End
17 Games	12.23.64	02.27.65
15* Games	02.15.64	12.21.64
14* Games	01.29.00	11.28.00
13 Games	12.26.80	02.11.81
10 Games	01.24.02	02.28.02
9 Games	12.05.00	01.11.01
8* Games	02.20.71	12.06.71
8 Games	01.27.68	02.24.68
7 Games	Ten Times --	
Last: 11.29.19 to 12.22.19		

* denotes streak continues over the span of two seasons

TOP SCORING PERFORMANCES

Pts	Date	Opponent
128	01.08.72	Chapman
118	11.11.11	Redlands
117	12.11.85	U.S. International
113	02.13.10	at Cal St. Northridge
(3ot)		
113	12.03.65	vs. Pasadena Nazarene
112	11.17.12	vs. Southern Utah
112	03.02.63	Weber State
111	02.06.92	Utah State (ot)
111	12.02.68	La Verne
110	11.27.06	at Eastern Washington
110	02.07.97	Cal Poly
110	01.12.61	UC Riverside

FEWEST POINTS SCORED

Pts	Date	Opponent
30	02.11.81	Fresno State
32	02.12.65	at U.S. International
37	01.04.88	at New Mexico State
37	02.18.74	at CSU Bakersfield
39	01.23.86	at UC Santa Barbara
40	01.23.82	Fresno State
40	01.12.80	at Long Beach State
41	02.20.03	Utah State
41	01.18.03	UC Riverside
41	01.11.86	at San Jose State
41	02.21.81	at San Jose State
41	12.03.64	at Redlands

FEWEST POINTS SCORED

in a win

Pts	Date	Opponent
37	02.18.74	at CSU Bakersfield
41	01.11.86	at San Jose State
42	01.28.82	at UC Santa Barbara
47	12.28.61	vs. U.S. International
51	02.05.98	at UC Irvine
51	01.26.85	at San Jose State
51	12.03.84	at Saint Mary's
52	02.04.85	Fresno State
52	02.13.75	Pacific
52	02.11.23	at Hawaii

FEWEST POINTS ALLOWED

in a win

Pts	Date	Opponent
28	11.11.16	Caltech
35	12.11.74	vs. Azusa Pacific
35	12.19.22	vs. SD Christian
35	02.18.74	at CSU Bakersfield
36	1.28.23	at Cal Poly
37	12.28.61	vs. U.S. International
39	12.16.85	Seattle
40	01.11.86	at San Jose State
41	01.28.82	at UC Santa Barbara
41	01.04.80	Occidental

TOP OPPONENT SCORING PERFORMANCES

Pts	Date	Opponent
120	12.13.97	at UCLA

117	02.29.64	at Cal State Northridge
116	12.04.71	at Northern Illinois
115	03.09.90	vs. UNLV
115	12.23.72	at Utah State
115	01.22.65	Westmont
114	01.02.65	Long Beach State
112	02.13.10	at Cal St. Northridge
(3ot)		
112	02.10.70	at San Diego State
111	12.04.70	at Oral Roberts
111	12.04.67	at Nebraska

LARGEST MARGIN OF VICTORY

52 (87-35)	San Diego Christian	12.19.22
52 (108-56)	Cal Maritime	11.10.06
52 (91-39)	Seattle	12.16.85
50 (102-52)	Stanton	12.03.23
50 (118-68)	Redlands	11.11.11
50 (110-60)	at UC Riverside	01.13.61
49 (77-28)	vs. Caltech	11.11.16
48 (105-57)	San Diego	12.15.61
47 (104-57)	San Diego Navy	1967-68
46 (106-60)	San Diego Christian	11.23.12
46 (106-60)	Hope International	11.20.08
46 (95-49)	at Cal Tech	01.17.61
46 (106-60)	Brown	12.30.87

LARGEST MARGIN OF DEFEAT

59 (91-32)	U.S. International	12.11.85
55 (115-60)	at Utah State	12.23.72
49 (103-54)	at Kansas State	12.02.67
46 (112-66)	at San Diego St.	02.10.70
45 (92-47)	at Cal Poly Pomona	01.12.65
44 (101-57)	at Drake	12.05.70
43 (95-52)	at Portland	12.19.98
43 (108-65)	at Fresno State	02.03.67

42 (84-42)	at USC	11.10.17
40 (108-58)	at Utah	12.27.95
39 (96-57)	at San Diego St.	02.13.65

MOST POINTS ALLOWED


in a win

112	02.13.10	at Cal State Northridge
104	11.17.16	at Washington
102	12.03.65	vs. Pasadena Nazarene
102	12.18.16	at Nebraska-Omaha
101	02.15.20	vs. Cal Poly (4ot)
100	11.13.16	Portland State
100	12.15.90	Mississippi Valley State
99	02.06.92	Utah State
98	02.27.97	Cal Poly
98	02.09.91	Fresno State
98	02.20.62	at Cal State Northridge
97	01.06.18	at Cal Poly
97	12.15.01	Sacramento State
97	02.13.99	UC Irvine
97	02.27.68	Cal Poly Pomona

MOST POINTS SCORED

in a loss

100	11.27.06	at Eastern Washington
96	01.19.06	Long Beach State
96	01.22.65	Westmont
96	01.14.64	Cal Poly Pomona
95	02.26.04	UC Santa Barbara
95	01.22.87	at Utah State
95	12.12.69	Northern Michigan
94	11.06.18	at Arizona State
94	02.26.98	at Cal Poly
94	01.13.67	at UNLV
94	12.28.66	vs. Cal State Northridge
94	01.04.66	at Cal State Northridge



1960-61



ALL-TIME SERIES GAME-BY-GAME

TEAM..... W-L ... STRK..... LAST
Alabama State0-1L1.....2016-17
Arizona1-4L2.....2010-11
Arizona State.....0-3L3.....2018-19
Arkansas.....0-1L1.....1977-78
Arkansas-Little Rock0-1L1.....2002-03
Auburn0-1L1.....1982-83
Aurora College.....1-0W1.....1977-78
Azusa Pacific.....3-0W3.....1976-77
Baylor0-2L2.....2001-02
Bethesda.....2-0W2.....2017-18
Bethune-Cookman1-0W1.....2006-07
Biola2-0W2.....1973-74
Boise State.....4-9L3.....2023-24
Bradley1-0W1.....1981-82
BYU3-4L1.....2019-20
BYU-Hawaii1-0W1.....1985-86
Brown.....2-0W2.....1996-97
Butler.....1-1L1.....1991-92
California0-2L2.....2017-18
Cal Lutheran2-1W2.....2018-19
Cal Maritime1-0W1.....2006-07
Cal Poly.....39-37 ...W5.....2023-24
Cal Poly Pomona 17-15 ...W6.....1983-84
Caltech1-0W1.....2016-17
CSU Bakersfield ...19-8.....L1.....2023-24
CSU Dominguez Hills2-0W2.....2015-16
CSU East Bay4-0W4.....2015-16
CSU Los Angeles 10-15 ...W5.....2007-08
CSUN50-39 ...L3.....2023-24
CSU Stanislaus4-1W3.....1970-71
Cal Tech1-0W1.....1960-61
Calvin College1-0W1.....1961-62
Centenary1-0W1.....1983-84
Central Arkansas...0-1L1.....2009-10
Central Michigan ..2-2L1.....2010-11
Chapman28-14 ...W8.....1992-93
Charlotte.....1-0W1.....2008-09
Chicago State.....1-0W1.....2005-06
Chico State.....0-1L1.....1960-61
Claremont-Mudd..1-0W1.....1965-66
Colgate1-0W1.....2004-05
College of Charleston0-1L1.....2013-14
College of Notre Dame1-0W1.....2000-01
Colorado0-1L1.....1993-94
Colorado State.....2-5L1.....1993-94
Columbia1-0W1.....1996-97
Concordia (CA).....1-0W1.....1993-94
Connecticut0-1L1.....1974-75
Cornell0-1L1.....2023-24
Creighton1-2L1.....1979-80
Denver1-2L1.....2019-20
Drake.....1-2L1.....1992-93
Duke0-1L.....2022
Eastern Illinois.....1-1W1.....1992-93
Eastern Kentucky..1-1L1.....2000-01
Eastern Washington4-2L1.....2012-13
Edinboro University0-1L1.....1968-69
Evansville.....0-1L1.....1981-82
Florida International 1-0W1.....2005-06
Fresno State.....22-29 ...W1.....1991-92
Furman1-0W1.....2007-08

George Washigton1-0W1.....2021-22
Georgetown0-1L1.....2004-05
Georgia.....0-1L1.....2017-18
Gonzaga.....0-2L2.....1996-97
Graceland Uni.....1-0W1.....1966-67
Grambling State...1-1W1.....1981-82
Grand Canyon.....1-0W1.....1960-61
Green Bay1-1W1.....2012-13
Harvard1-0W1.....2017-18
Hastings College...0-1L1.....1966-67
Hawaii10-18L1.....2023-24
Hawaii Pacific0-1L1.....1985-86
Hofstra0-2L2.....2019-20
Hope Int'l.....6-0W6.....2012-13
Houston0-2L2.....1992-93
Houston Baptist...0-1L1.....2011-12
Howard.....1-0W1.....1983-84
Humboldt State...3-0W3.....1975-76
Idaho6-8W1.....2004-05
Idaho State.....4-5W1.....2012-13
Illinois State0-1L1.....1977-78
Jackson State1-0W1.....1979-80
Jacksonville State 0-1L1.....2016-17
Kansas State0-3L3.....2005-06
La Salle.....1-0W1.....1978-79
La Sierra.....1-0W1.....2023-24
La Verne4-0W4.....2011-12
Lamar1-1L1.....1990-91
Lewis & Clark College 1-0W1.....1961-62
Lewis-Clark St. College1-0W1.....1997-98
Long Beach State54-74 ...W1.....2023-24
Louisiana-Lafayette3-0W3.....2011-12
LSU0-1L1.....2008-09
Loyola University (LA) 0-1L1.....1974-75
Loyola Chicago1-1L1.....1997-98
Loyola Marymount.....14-15L2.....2019-20
Luke AFB1-0W1.....1960-61
MacAlester College0-1L1.....1966-67
MacMurray College1-0W1.....1978-79
Marquette0-1L1.....2013-14
McMurray University1-0W1.....1969-70
McNeese State.....1-0W1.....1983-84
Miami0-1L1.....2013-14
Michigan State.....0-4L4.....1981-82
Middle Tennessee St.1-0W1.....1989-90
Mississippi Valley St. 1-0W1.....1990-91
Missouri.....0-1L1.....1968-69
Monmouth.....1-0W1.....2018-19
Montana3-8L2.....2010-11
Montana State4-4W2.....2013-14
Montana St.-Billings1-0W1.....1978-79
Morehead State.....0-1L1.....2009-10
Morris Brown1-0W1.....2002-03
Nebraska.....0-3L3.....2023-24
Neb.-Omaha0-2L2.....2016-17
Nevada5-12W1.....2015-16
New Mexico.....1-0W1.....1977-78
New Mexico State8-24W1.....2009-10
New Orleans.....0-2L2.....1988-89
Niagara1-0W1.....1982-83
Nicholls State1-0W1.....2011-12
Norfolk State1-0W1.....1997-98

SERIES RECORDS

North Dakota1-1W1.....2023-24
North Texas.....2-4L1.....1999-00
Northeastern1-0W1.....1988-89
Northern Arizona..6-4W2.....2021-22
Northern Illinois...0-1L1.....1971-72
Northern Iowa1-1L1.....1993-94
Northern Michigan0-1L1.....1969-70
Occidental.....7-0W7.....2010-11
Oklahoma Baptist..1-0W1.....1993-94
Oklahoma State ...1-1W1.....1972-73
Ohio1-0W1.....1979-80
Oral Roberts.....0-1L1.....1970-71
O.C. All-Stars1-0W1.....1969-70
Oregon0-3L3.....1980-81
Oregon State1-2L1.....2015-16
Pacific.....41-50 ...W3.....2023-24
Pasadena College..2-2W1.....1963-64
Pasadena Nazarene1-0W1.....1965-66
Patten University (CA)1-0W1.....1999-00
Pepperdine13-11 ...W6.....2023-24
PHIBPAC1-1W1.....1963-64
Pittsburgh0-1L1.....1979-80
Point Loma Nazarene1-0W1.....2001-02
Pomona College...0-1L1.....1965-66
Portland10-7W3.....2018-19
Portland State.....6-4W1.....2016-17
Princeton0-1L1.....1980-81
Providence0-1L1.....1974-75
Purdue0-1L1.....2017-18
Quincy University .1-0W1.....1998-99
Redlands10-5W2.....2021-22
Rice1-0W1.....1976-77
Richmond.....1-1L1.....1979-80
Sacramento State..9-9W2.....2023-24
St. Joseph's.....0-1L1.....1981-82
Saint Katherine1-0W1.....2019-20
Saint Louis0-1L1.....1998-99
Saint Mary's5-7L5.....2018-19
Samford.....0-1L1.....2004-05
San Diego20-12 ...W1.....2021-22
San Diego Christian3-0W3.....2022-23
San Diego Marines2-0W2.....1962-63
San Diego Navy....1-0W1.....1967-68
San Diego State...10-24L5.....2023-24
San Francisco4-7L3.....2019-20
San Francisco State0-2L2.....1972-73
San Jose State ...26-26 ...L2.....2021-22
Santa Clara1-3L2.....2021-22
Seattle.....2-3L1.....2022-23
Seattle Pacific.....3-0W3.....1966-67
SEMO1-0W1.....2019-20
Simon Fraser.....0-1L1.....1999-00
Sonoma State.....2-0W2.....1988-89
South Alabama.....1-0W1.....1976-77
South Dakota State2-0W2.....2005-06
Southern Illinois...0-1L1.....1971-72
Southern Miss1-0W1.....2023-24
Southern University1-0 ...W1.....1975-76
Southern Utah2-0W2.....2016-17
SIU Edwardsville...2-0W2.....2011-12
SMU0-1L1.....1973-74
Southern Utah5-1L1.....2022-23

Spring Arbor University1-0W1.....1981-82
Stanford0-2L2.....2019-20
Stanislaus State ...1-0W1.....2019-20
Stanton1-0W1.....2023-24
Stephen F. Austin..0-1L1.....2009-10
Stetson1-0W1.....1961-62
Tahoe Paradise College2-0W2.....1968-69
Texas-Arlington ...2-1L1.....1994-95
Texas-RG Valley....1-0W1.....2021-22
Texas-San Antonio3-2W2.....2006-07
TAMU-CC.....1-1W1.....2012-13
TCU1-0W1.....1986-87
Texas Southern2-0W2.....2013-14
Texas State0-1L1.....2008-09
Texas Tech1-1L1.....1986-87
Toledo0-1L1.....1969-70
Tulsa1-4L2.....2013-14
UC Davis.....24-17 ...L3.....2023-24
UCF0-2L2.....2023-24
UC Irvine60-69L2.....2023-24
UCLA2-9W2.....2019-20
UC Riverside35-26 ...L2.....2023-24
UC San Diego3-7L2.....2023-24
UC Santa Barbara45-52 ...W2.....2023-24
UNLV.....7-34L3.....2016-17
U.S. International .4-6W1.....1985-86
USC0-6L6.....2022-23
San Diego USMC Depot0-2L2.....1964-65
Utah.....3-9W1.....2011-12
Utah State.....17-40 ...L2.....2009-10
Utah Tech.....0-1L1.....2022-23
Utah Valley1-1L1.....2017-18
Valparaiso0-1L1.....2000-01
Vanguard2-0W2.....1967-68
Vermont1-0W1.....2022-23
Wake Forest0-2L2.....2018-19
Washington1-4L4.....2018-19
Weber State1-5L4.....2016-17
West Coast Baptist1-0W1.....2018-19
West Texas A&M ...1-0W1.....1989-90
Westcliff1-0W1.....2022-23
Western Illinois ...1-0W1.....1983-84
Western Washington1-0W1.....1966-67
Westminster College (PA)0-1L1.....1961-62
Westminster College (UT)1-0W1.....1962-63
Westmont.....4-2W1.....1973-74
Whittier College ...1-1W1.....1971-72
Wichita State0-4L4.....2011-12
William & Mary0-1L1.....1977-78
Wisconsin0-1L1.....2007-08
Wisconsin-Parkside2-1L1.....1980-81
Wright State.....0-2L2.....2007-08
Wyoming1-6L1.....2021-22



ALL-TIME SERIES GAME-BY-GAME

ALABAMA STATE

Overall: 0-1 (H: 0-0 A: 0-0 N: 0-1)
Global Sports Classic (Las Vegas, Nev.)
11.26.16 Las Vegas, Nev. L 76-67 (OT)

Total Points: 67-76
Longest Winning Streak: None
Longest Losing Streak: 1
Current Streak: Lost 1

ARIZONA

Overall: 1-4 (H: 0-0 A: 1-4 N: 0-0)
01.05.76 at Tucson, Ariz. L 70-85
11.29.76 at Tucson, Ariz. L 80-91
12.01.83 at Tucson, Ariz. W 67-66
11.28.07 at Tucson, Ariz. L 65-91
12.08.10 at Tucson, Ariz. L 62-73

Total Points: 344-406
Longest Winning Streak: 1
Longest Losing Streak: 2 (Twice)
Current Streak: Lost 2
Biggest Win: 1 (12.01.83)
Biggest Loss: 26 (11.28.07)

ARIZONA STATE

Overall: 0-2 (H: 0-0 A: 0-2 N: 0-0)
National Invitational Tournament:
0-1 (A: 0-1... Last: 1983)
03.18.83 at Tempe, Ariz. @ L 83-87
11.24.03 at Tempe, Ariz. L 76-83
11.06.18 at Tempe, Ariz. L 102-94

Total Points: 253-272
Longest Winning Streak: None
Longest Losing Streak: 3
Current Streak: Lost 3
Biggest Loss: 8 (11.06.18)

ARKANSAS

Overall: 0-1 (H: 0-0 A: 0-0 N: 0-1)
NCAA Tournament: 0-1
(N: 0-1... Last: 1978)
03.18.78 at Albuquerque, N.M. L 58-61

Total Points: 58-61
Longest Winning Streak: None
Longest Losing Streak: 1
Current Streak: Lost 1
Biggest Loss: 3 (03.18.78)

ARKANSAS-LITTLE ROCK

Overall: 0-1 (H: 0-0 A: 0-0 N: 0-1)
11.24.02 at Honolulu, Hawaii L 43-56

Total Points: 43-56
Longest Winning Streak: None
Longest Losing Streak: 1
Current Streak: Lost 1
Biggest Loss: 13 (11.24.02)

AUBURN

Overall: 0-1 (H: 0-0 A: 0-0 N: 0-1)
12.28.82 at Salt Lake City, Utah L 60-69

Total Points: 60-69
Longest Winning Streak: None
Longest Losing Streak: 1
Current Streak: Lost 1
Biggest Loss: 9 (12.28.92)

AURORA COLLEGE

Overall: 1-0 (H: 1-0 A: 0-0 N: 0-0)
12.19.77 Fullerton, Calif. W 77-47

Total Points: 77-47
Longest Winning Streak: 1
Longest Losing Streak: None
Current Streak: Won 1
Biggest Win: 30 (12.19.77)

AZUSA PACIFIC

Overall: 3-0 (H: 2-0 A: 0-0 N: 1-0)
1967-68 Fullerton, Calif. W 82-77
01.08.74 Fullerton, Calif. W 75-72
12.11.76 at Malibu, Calif. W 74-35

Total Points: 231-184
Longest Winning Streak: 3
Longest Losing Streak: None
Current Streak: Won 3
Biggest Win: 44 (12.11.76)

BAYLOR

Overall: 0-2 (H: 0-1 A: 0-1 N: 0-0)
12.16.00 Fullerton, Calif. L 50-80
11.29.01 at Waco, Texas L 56-92

Total Points: 106-172
Longest Winning Streak: None
Longest Losing Streak: 2
Current Streak: Lost 2
Biggest Loss: 36 (11.29.01)

BETHESDA

Overall: 2-0 (H: 2-0 A: 0-0 N: 0-0)
12.30.16 Fullerton, Calif. W 99-56
11.18.17 Fullerton, Calif. W 77-35

Total Points: 176-91
Longest Winning Streak: 2
Longest Losing Streak: None
Current Streak: Won 2

BETHUNE-COOKMAN

Overall: 1-0 (H: 1-0 A: 0-0 N: 0-0)
12.16.06 Fullerton, Calif. W 94-65

Total Points: 94-65
Longest Winning Streak: 1
Longest Losing Streak: None
Current Streak: Won 1
Biggest Win: 29 (12.16.06)

BIOLA

Overall: 2-0 (H: 2-0 A: 0-0 N: 0-0)

1965-66 Fullerton, Calif. W 111-78
12.15.73 Fullerton, Calif. W 63-45

Total Points: 174-123
Longest Winning Streak: 2
Longest Losing Streak: None
Current Streak: Won 2
Biggest Win: 33 (1965-66)

BOISE STATE

Overall: 4-9 (H: 2-3 A: 1-5 N: 1-1)
PCAA/Big West Conference: 1-5
PCAA/Big West Tournament:
1-1 (Last: 1999)

Lawlor Events Center: 1-1
12.14.74 Fullerton, Calif. L 91-97
12.22.75 at Boise, Idaho L 74-80
12.17.77 Fullerton, Calif. W 74-57
12.02.78 at Boise, Idaho W 91-74
02.02.97 at Boise, Idaho* L 65-86
01.17.98 Fullerton, Calif.* L 74-76
03.06.98 at Reno, Nev.# W 89-82
01.16.99 at Boise, Idaho* L 66-67
03.04.99 at Reno, Nev.# L 60-77
01.20.00 Fullerton, Calif.* W 54-52
01.31.01 Fullerton, Calif.* L 76-84
02.08.01 at Boise, Idaho* L 55-75
12.17.23 at Boise, Idaho L 65-88

Total Points: 934-995
Longest Winning Streak: 2
Longest Losing Streak: 3
Current Streak: Lost 3
Biggest Win: 17 (Twice +12.17.77 & 12.02.78)
Biggest Loss: 23 (12.17.23)

BRADLEY

Overall: 1-0 (H: 0-0 A: 0-0 N: 1-0)
12.30.81 at Honolulu, Hawaii W 64-62

Total Points: 64-62
Longest Winning Streak: 1
Longest Losing Streak: None
Current Streak: Won 1
Biggest Win: 2 (12.30.81)

BRIGHAM YOUNG

Overall: 3-4 (H: 1-0 A: 3-3 N: 0-0)
12.22.72 at Provo, Utah L 68-89
12.10.77 at Provo, Utah W 80-75
12.11.79 at Provo, Utah L 64-80
11.28.81 at Anaheim, Calif. (H) L 66-81
12.13.86 at Provo, Utah W 59-56
11.22.96 at Provo, Utah W 75-67
11.05.19 at Provo, Utah L 76-58

Total Points: 470-494
Longest Winning Streak: 2
Longest Losing Streak: 2
Current Streak: Lost 1
Biggest Win: 8 (11.22.96)
Biggest Loss: 21 (12.22.72)

BYU-HAWAII

Overall: 1-0 (H: 0-0 A: 1-0 N: 0-0)
11.23.85 at Laie, Hawaii W 84-66

Total Points: 84-66
Longest Winning Streak: 1
Longest Losing Streak: None
Current Streak: Won 1
Biggest Win: 18 (11.23.85)

BROWN

Overall: 2-0 (H: 2-0 A: 0-0 N: 0-0)
12.30.87 Fullerton, Calif. W 106-60
12.28.96 Fullerton, Calif. W 61-57

Total Points: 167-117
Longest Winning Streak: 2
Longest Losing Streak: None
Current Streak: Won 2
Biggest Win: 46 (12.30.87)

BUTLER

Overall: 1-1 (H: 1-0 A: 0-1 N: 0-0)
12.1.90 Fullerton, Calif. W 79-76
12.3.91 at Indianapolis, Ind. L 83-100

Total Points: 162-176
Longest Winning Streak: 1
Longest Losing Streak: 1
Current Streak: Lost 1
Biggest Win: 3 (12.01.90)
Biggest Loss: 17 (12.03.91)

CALIFORNIA

Overall: 0-2 (H: 0-0 A: 0-2 N: 0-0)
National Invitational Tournament: 0-1
(A: 0-1... Last: 1987)
Overtime: 0-2 (A: 0-2... Last: 2017)
03.13.87 at Berkeley, Calif. @ L 68-72 (ot)
12.16.17 at Berkeley, Calif. L 89-95 (ot)

Total Points: 157-167
Longest Winning Streak: None
Longest Losing Streak: 2
Current Streak: Lost 2
Biggest Loss: 6 (12.16.17)

CAL LUTHERAN

Overall: 2-1 (H: 2-0 A: 0-0 N: 0-1)
12.04.64 at Redlands, Calif. L 71-75
12.02.17 Fullerton, Calif. W 86-58
12.01.18 Fullerton, Calif. W 99-60

Total Points: 256-193
Longest Winning Streak: 2
Longest Losing Streak: 1
Current Streak: Won 2
Biggest Loss: 4 (12.04.64)
Biggest Win: 39 (12.01.18)

CAL MARITIME

Overall: 1-0 (H: 1-0 A: 0-0 N: 0-0)
11.10.06 Fullerton, Calif. W 108-56

Total Points: 108-56
Longest Winning Streak: 1



ALL-TIME SERIES GAME-BY-GAME

Longest Losing Streak: None
Current Streak: Won 1
Biggest Win: 52 (11.10.06)

CAL POLY

Overall: 39-39 (H: 18-18 A: 19-19 N: 2-2)
CCAA: 3-11 (H: 1-6 A: 2-5)
PCAA/Big West Conference: 27-21 (H: 12-10 A: 11-11)
PCAA/Big West Tournament: 0-2 (Last: 2021)
Anaheim Convention Center: 0-1
Michelob Ultra Arena (Las Vegas): 0-1
Overtime: 1-3 (H: 1-1 A: 0-2... Last: 2003)
01.21.61 Fullerton, Calif. (FJC)W 80-78
01.29.62 at San Luis Obispo, Calif.W 78-70
12.11.64 Fullerton, Calif. (FJC)L 79-93
02.02.65 at San Luis Obispo, Calif.L 83-107
01.29.66 at San Luis Obispo, Calif.W 86-77
12.16.66 Fullerton, Calif. W 83-71
02.04.67 at San Luis Obispo, Calif.L 77-97
01.27.68 Fullerton, Calif.^ L 84-96
02.24.68 at San Luis Obispo, Calif.^L 81-108
01.24.69 at San Luis Obispo, Calif.^L 88-89 (ot)
2.21.69 Fullerton, Calif.^W 81-67
01.30.70 Fullerton, Calif.^ L 76-84
02.27.70 at San Luis Obispo, Calif.^W 77-76
12.29.70 at Irvine, Calif. W 72-66
01.29.71 at San Luis Obispo, Calif.^L 82-99
02.26.71 Fullerton, Calif.^ L 76-79
12.29.71 at Long Beach, Calif.W 82-79
01.07.72 Fullerton, Calif.^ L 82-91
02.11.72 at San Luis Obispo, Calif.^L 90-110
01.06.73 at San Luis Obispo, Calif.^W 83-58
02.23.73 Fullerton, Calif.^ L 61-72
02.02.74 Fullerton, Calif.^ L 52-53 (ot)
02.14.74 at San Luis Obispo, Calif.^L 49-52 (ot)
01.18.97 at San Luis Obispo, Calif.*W 82-77
02.27.97 Fullerton, Calif.* W 110-98
01.31.98 Fullerton, Calif.* L 84-87
02.26.98 at San Luis Obispo, Calif.*L 94-96
01.30.99 at San Luis Obispo, Calif.*L 81-101
02.25.99 Fullerton, Calif.* L 80-90
02.12.00 at San Luis Obispo, Calif.*L 79-108
02.19.00 Fullerton, Calif.* L 83-87
01.25.01 at San Luis Obispo, Calif.*W 85-77
02.15.01 Fullerton, Calif.* L 60-62
12.20.01 Fullerton, Calif.* L 60-61
03.02.02 at San Luis Obispo, Calif.*W 64-62
01.02.03 at San Luis Obispo, Calif.*L 44-65
03.08.03 Fullerton, Calif.* W 88-85 (ot)
01.29.04 at San Luis Obispo, Calif.*L 71-80
02.28.04 Fullerton, Calif.* W 90-83
01.27.05 Fullerton, Calif.* W 92-69
02.26.05 at San Luis Obispo, Calif.*W 78-76
01.02.06 Fullerton, Calif.* L 70-83
02.25.06 at San Luis Obispo, Calif.*L 72-76
12.28.06 at San Luis Obispo, Calif.*W 99-91
02.24.07 Fullerton, Calif.* L 80-90
03.09.07 at Anaheim, Calif.#L 56-81
01.10.08 Fullerton, Calif.* W 78-64
02.09.08 at San Luis Obispo, Calif.*W 80-67
01.08.09 at San Luis Obispo, Calif.*W 86-82

02.07.09 Fullerton, Calif.* L 72-75
01.14.10 Fullerton, Calif.* W 68-54
02.24.10 at San Luis Obispo, Calif.*W 70-68
01.13.11 at San Luis Obispo, Calif.*L 54-58
02.26.11 Fullerton, Calif.* L 70-75
01.07.12 at San Luis Obispo, Calif.*L 67-73
02.02.12 Fullerton, Calif.* W 83-61
02.20.13 Fullerton, Calif.* W 77-60
03.09.13 at San Luis Obispo, Calif.*L 60-62
01.23.14 Fullerton, Calif.* L 56-58
02.20.14 at San Luis Obispo, Calif.*W 67-59
01.22.15 at San Luis Obispo, Calif.*L 55-66
02.19.15 at Fullerton, Calif.* L 54-64
01.23.16 Fullerton, Calif. L 83-75
02.25.16 at SLO, Calif. W 78-77
01.12.17 at SLO, Calif. W 87-74
01.28.17 Fullerton, Calif. W 81-71
01.06.18 at SLO, Calif. W101-97 (ot)
02.08.18 Fullerton, Calif. W 75-59
01.26.19 at SLO, Calif. W 80-63
02.28.19 Fullerton, Calif. W 86-75
01.30.20 at SLO, Calif. L 101-100 OT
02.15.20 Fullerton, Calif. W 105-101 4OT
03.09.21 Las Vegas, Calif. L 87-82
02.03.21 Fullerton, Calif.W 61-50
01.28.23 at SLO, Calif. W 65-36
02.18.23 Fullerton, Calif.W 83-62
01.25.24 at SLO, Calif. W 54-51
02.22.24 Fullerton, Calif.W 68-50

Longest Winning Streak: 7
Longest Losing Streak: 6
Current Streak: Won 5
Biggest Win: 29 (01.28.23)
Biggest Loss: 29 (02.12.00)

CAL POLY POMONA

Overall: 17-15 (H: 12-6 A: 4-9 N: 1-0)
CCAA: 7-7 (H: 5-2 A: 2-5)
Overtime: 0-1 (A: 0-1... Last: 1961)
01.26.61 at Pomona, Calif. L 86-94 (ot)
02.18.61 Fullerton, Calif. (FJC)W 87-70
12.23.61 at Anaheim, Calif. (H-AHS)W 86-63
12.29.61 at Las Vegas, Nev.W 80-73
01.19.62 at Pomona, Calif. L 81-90
02.22.62 Fullerton, Calif. (FJC)L 79-85
12.20.62 at Anaheim, Calif. (H-AHS)W104-76
01.12.63 Fullerton, Calif. (FJC)W 82-73
02.25.63 at Pomona, Calif.W 97-87
01.14.64 Fullerton, Calif. (FJC)L 96-103
02.21.64 at Pomona, Calif. L 73-89
12.23.64 Fullerton, Calif. (FJC)L 69-87
01.12.65 at Pomona, Calif. L 47-92
02.20.65 Fullerton, Calif. (FJC)L 63-90
01.30.68 at Pomona, Calif.^L 68-84
02.27.68 Fullerton, Calif.^ W 102-97
01.31.69 Fullerton, Calif.^ W 90-83
02.25.69 at Pomona, Calif.^ L 87-89
01.16.70 at Pomona, Calif. (F)^L 66-68
02.20.70 Fullerton, Calif.^ W 87-78
01.15.71 Fullerton, Calif.^ W 96-83
02.19.71 at Pomona, Calif.^W 94-76
1971-72 at Pomona, Calif.^L 62-78
02.25.72 Fullerton, Calif.^ L 78-92
01.26.73 Fullerton, Calif.^ L 68-74
02.10.73 at Pomona, Calif.^L 55-56

01.19.74 at Pomona, Calif.^W 71-60
02.22.74 Fullerton, Calif.^ W 78-71
12.18.74 Fullerton, Calif. W 80-62
01.13.75 at Pomona, Calif.W 61-54
12.05.81 Fullerton, Calif. W 74-57
12.03.83 Fullerton, Calif. W 95-51

Total Points: 2,542-2,485
Longest Winning Streak: 6
Longest Losing Streak: 7
Current Streak: Won 6
Biggest Win: 44 (12.03.83)
Biggest Loss: 43 (1964-65)

CSU BAKERSFIELD

Overall: 19-8 (H: 9-3 A: 10-5 N: 0-0)
CCAA: 2-2 (H: 1-1 A: 1-1)
Big West: 6-2 (H: 3-0, A: 3-2)
Overtime: 2-0 (A: 2-0... Last: 2023)
01.05.73 at Bakersfield, Calif.^L 54-69
02.24.73 Fullerton, Calif.^ L 57-64
02.01.74 Fullerton, Calif.^ W 76-63
02.18.74 at Bakersfield, Calif.^W 37-35
01.04.75 at Bakersfield, Calif. W 64-59
01.03.76 at Bakersfield, Calif. W 101-69
12.05.86 Fullerton, Calif. W 83-46
11.09.07 Fullerton, Calif. W 92-75
03.04.08 at Bakersfield, Calif. W 84-80
12.13.08 Fullerton, Calif. W 89-64
03.03.09 at Bakersfield, Calif. W 78-73
12.28.09 Fullerton, Calif. W 77-70
01.26.10 at Bakersfield, Calif. W92-84 (ot)
11.27.10 Fullerton, Calif. W 85-75
01.25.11 at Bakersfield, Calif. L 75-77
11.26.11 Fullerton, Calif. L 66-73
01.14.12 at Bakersfield, Calif. L 65-67
12.06.12 Fullerton, Calif. L 70-72
01.09.13 at Bakersfield, Calif. W 74-62
03.21.19 Fullerton, Calif. L 58-66
01.29.21 Bakersfield, Calif.W 90-84
01.30.21 Bakersfield, Calif.L 83-73
12.30.21 Bakersfield, Calif.W 73-67
02.05.22 Fullerton, Calif. W 75-61
01.16.23 Fullerton, Calif. W 76-46
02.25.23 Bakersfield, Calif.W70-66 ot
01.27.24 Fullerton, Calif. W 68-50
02.10.24 Bakersfield, Calif. L 71-73

Longest Winning Streak: 12
Longest Losing Streak: 4
Current Streak: Lost 1
Biggest Win: 37 (12.05.86)
Biggest Loss: 15 (01.5.73)

CAL STATE DOMINGUEZ HILLS

Overall: 3-0 (H: 3-0 A: 0-0 N: 0-0)
02.29.72 Fullerton, Calif. W 107-90
12.18.14 Fullerton, Calif. W 72-50
12.01.15 Fullerton, Calif. W 88-56

Total Points: 267-196
Longest Winning Streak: 3
Longest Losing Streak: None
Current Streak: Won 3
Biggest Win: 32 (12.01.15)

CAL STATE EAST BAY

Overall: 5-0 (H: 3-0 A: 1-0 N: 1-0)
01.30.62 at Hayward, Calif. W 78-47
12.21.62 at Anaheim, Calif. (H-AHS) W 83-67
12.27.63 at Bishop, Calif. W 92-73
12.30.14 Fullerton, Calif. W 77-45
01.02.16 Fullerton, Calif. W 75-52

Total Points: 405-284
Longest Winning Streak: 5
Longest Losing Streak: None
Current Streak: Won 5
Biggest Win: 32 (12.30.14)

CAL STATE LOS ANGELES

Overall: 10-15 (H: 5-7 A: 4-7 N: 1-1)
CCAA: 1-3 (H: 0-2 A: 1-1)
12.16.60 at Los Angeles, Calif. L 67-99
03.03.61 Fullerton, Calif. (FJC) L 86-102
02.06.65 at Las Vegas, Nev.L 75-90
12.18.65 Fullerton, Calif. W 86-83
12.30.65 at Los Angeles, Calif. L 86-96
12.01.66 at Los Angeles, Calif. L 79-93
01.12.68 Fullerton, Calif. L 76-93
02.16.68 at Los Angeles, Calif. L 75-84
01.10.69 at Los Angeles, Calif.W 80-74
02.14.69 Fullerton, Calif. L 66-76
12.17.69 Fullerton, Calif. L 82-87
02.7.70 at Los Angeles, Calif. L 77-102
1970-71 Fullerton, Calif. L 73-95
12.12.72 Fullerton, Calif. L 54-74
01.20.73 at Los Angeles, Calif. L 82-83
12.14.73 Fullerton, Calif. W 73-69
01.12.74 at Los Angeles, Calif. L 74-86
12.23.74 Fullerton, Calif. W 61-55
01.10.75 at Los Angeles, Calif.W 98-79
12.01.75 Fullerton, Calif. L 75-81
01.13.76 at Los Angeles, Calif.W 55-53
01.08.77 at Los Angeles, Calif.W 83-66
12.03.77 Fullerton, Calif. W 87-72
12.21.77 at Portland, Ore. W 92-77
11.11.07 Fullerton, Calif. W 87-67

Total Points: 1,929-2,036
Longest Winning Streak: 5
Longest Losing Streak: 6
Current Streak: Won 5
Biggest Win: 20 (11.11.07)
Biggest Loss: 32 (12.16.60)

CSUN

Overall: 40-40 (H: 28-16 A: 20-18 N: 4-5)
CCAA: 5-9 (H: 4-3 A: 2-5)
PCAA/Big West Conference: 22-16 (H: 12-9 A: 11-8)
PCAA/Big West Tournament: 3-2 (Last: 2017)
Anaheim Convention Center: 1-1
Honda Center: 1-1
Overtime: 3-3 (H: 0-1 A: 3-2... Last: 2023)
Triple Overtime: 1-0 (A: 1-0... Last: 2010)
12.13.60 at Northridge, Calif. W 68-64
01.28.61 Fullerton, Calif. (FJC)W 71-58
01.27.62 Fullerton, Calif. (FJC)W 66-50
02.20.62 at Northridge, Calif. W101-98 (ot)



ALL-TIME SERIES GAME-BY-GAME

12.01.62	at Northridge, Calif.	W74-71 (ot)
12.08.62	Fullerton, Calif. (FJC)W	93-75
02.28.63	at Northridge, Calif. W	82-73
12.06.63	Fullerton, Calif. (FJC)W	93-64
02.29.64	at Northridge, Calif. L	93-117
12.19.64	at Northridge, Calif. L	59-96
02.23.65	Fullerton, Calif. (FJC) L	63-94
01.04.66	at Northridge, Calif. L	94-103
02.21.66	Fullerton, Calif. W	91-87
12.02.66	at Northridge, Calif. L	86-94
12.28.66	at Orange, Calif. L	94-102
02.18.67	Fullerton, Calif. L	88-99
01.13.68	at Northridge, Calif. ^L	76-86
02.17.68	Fullerton, Calif. ^L 90-92 (ot)	
01.11.69	Fullerton, Calif. ^W	74-71
02.15.69	at Northridge, Calif. ^W	83-76
12.29.69	at Irvine, Calif. L	79-81
01.31.70	Fullerton, Calif. ^W	89-83
02.28.70	at Northridge, Calif. ^L	81-95
01.30.71	at Northridge, Calif. ^L	82-88
02.27.71	Fullerton, Calif. ^L	61-81
01.15.72	Fullerton, Calif. ^L	72-82
02.19.72	at Northridge, Calif. ^L	72-83
12.29.72	at Irvine, Calif. L	61-67
01.12.73	at Northridge, Calif. ^W	64-63
02.16.73	Fullerton, Calif. ^W	89-72
01.11.74	Fullerton Calif. ^W	64-56
03.01.74	at Northridge, Calif. ^L	73-90
12.28.74	Fullerton, Calif. W	84-54
11.27.76	at Northridge, Calif. W	87-56
12.16.89	Fullerton, Calif. W	81-70
12.21.91	Fullerton, Calif. W	82-61
12.19.92	at Northridge, Calif. W	75-68
11.29.94	Fullerton, Calif. W	80-71
12.02.95	at Northridge, Calif. L	76-77
01.24.02	at Northridge, Calif. *L	68-92
02.23.02	Fullerton, Calif. * L	59-73
01.30.03	Fullerton, Calif. * W	70-54
03.01.03	at Northridge, Calif. *L	62-70
01.03.04	Fullerton, Calif. * L	55-61
03.06.04	at Northridge, Calif. *W	95-70
03.10.04	at Anaheim, Calif. # L	70-80
12.28.04	at Northridge, Calif. *W	71-70 (ot)
03.05.05	Fullerton, Calif. * W	72-70
01.07.06	at Northridge, Calif. *W	83-78
02.11.06	Fullerton, Calif. * W	81-63
03.08.06	at Anaheim, Calif. # W	73-63
01.04.07	Fullerton, Calif. * W	76-72
02.10.07	at Northridge, Calif. *W	75-73
02.02.08	at Northridge, Calif. *W	80-72
02.28.08	Fullerton, Calif. * L	74-82
03.14.08	at Anaheim, Calif. #W	83-68
12.29.08	Fullerton, Calif. * L	64-90
01.21.09	at Northridge, Calif. *W	91-87
01.16.10	Fullerton, Calif. * L	72-78
02.13.10	at Northridge, Calif. *W	113-112 (3ot)
03.10.10	at Anaheim, Calif. # W	84-76
01.15.11	at Northridge, Calif. *L	65-89
02.10.11	Fullerton, Calif. * L	68-70
03.11.11	at Anaheim, Calif. # L	54-75
01.26.12	at Northridge, Calif. *W	70-68
02.29.12	Fullerton, Calif. * W	87-76
01.05.13	at Northridge, Calif. *W	105-86

CAL STATE FULLERTON 100-POINT GAMES

WHEN THE TITANS SCORE 100 POINTS...

Overall: 59-1

Date	Opponent	W/L	Score
01.12.61	at UC Riverside	W	110-60
01.30.61	at Luke AFB	W	107-73
02.24.61	vs. La Verne	W	101-64
02.27.61	vs. UNLV	W	109-88
12.15.61	San Diego	W	105-57
01.02.62	vs. Calvin College	W	100-83
02.20.62	at Cal State Northridge	W	101-98 (ot)
12.15.62	Long Beach State	W	100-89
12.20.62	Cal Poly Pomona	W	104-76
02.15.63	San Diego Marines	W	103-77
03.02.63	Weber State	W	112-93
12.03.65	vs. Pasadena Nazarene	W	113-102
12.07.65	Vanguard	W	106-75
1965-66	Biola	W	111-78
01.31.65	at Sonoma State	W	117-66
1967-68	San Diego Navy	W	104-57
1967-68	vs. Cal State Stanislaus	W	100-89
02.27.68	Cal Poly Pomona	W	102-97
12.02.68	La Verne	W	111-73
12.20.68	Chapman	W	103-79
12.19.70	Humboldt State	W	102-67
02.13.71	Chapman	W	100-87
12.09.71	Whittier College	W	100-80
12.10.71	Chapman	W	101-86
01.08.72	Chapman	W	128-86
02.29.72	Cal State Dominguez Hills	W	107-90
01.03.76	at CSU Bakersfield	W	101-69
12.13.78	Portland State	W	109-92
01.06.79	MacMurray College	W	109-65
12.10.82	Sacramento State	W	104-75
12.11.85	U.S. International	W	117-94
12.08.86	Southern Utah	W	100-58
12.30.87	Brown	W	106-60
11.24.89	Lamar	W	104-67
12.15.90	Mississippi Valley State	W	109-100
02.09.91	Fresno State	W	100-98 (ot)
02.06.92	Utah State	W	111-99 (ot)
02.24.94	at UC Irvine	W	101-95
02.27.97	Cal Poly	W	110-98
02.13.99	UC Irvine	W	104-97
12.15.01	Sacramento State	W	106-97 (ot)
11.27.04	Hope International	W	107-73
12.23.04	Denver	W	102-92
11.10.06	Cal Maritime	W	108-56
11.27.06	at Eastern Washington	L	110-100
12.23.06	San Jose State	W	104-77
03.08.07	vs. Pacific	W	100-92(20t)
11.30.07	at Montana	W	100-91
12.28.07	vs. Furman	W	103-72
11.20.08	Hope International	W	106-60
02.14.09	at UC Davis	W	106-95
02.13.10	at Cal State Northridge	W	113-112(3ot)
11.11.11	Redlands	W	118-68
02.09.12	UC Irvine	W	100-94
11.17.12	vs. Southern Utah	W	112-69
11.23.12	San Diego Christian	W	106-60
01.05.13	at Cal State Northridge	W	105-86
11.13.16	Portland State	W	106-100 (20T)
01.06.18	at Cal Poly	W	101-97
02.28.18	at Cal State Northridge	W	102-76
11.10.18	West Coast Baptist	W	106-53

WHEN THE OPPONENTS SCORE 100 POINTS...

Overall: 4-43

Date	Opponent	W/L	Score
1960-61	Pasadena College	L	104-85
1960-61	Cal State Los Angeles	L	102-86
01.14.64	Cal Poly Pomona	L	103-96
02.01.64	UNLV	L	101-78
02.29.64	Cal State Northridge	L	117-93
1964-65	Sacramento State	L	103-87
01.02.65	Long Beach State	L	114-77
1964-65	Westmont	L	115-96
02.02.65	at Cal Poly	L	107-83
1965-66	Pasadena Nazarene	W	113-102
01.04.66	at Cal State Northridge	L	103-93
1965-66	San Diego State	L	105-72
12.29.67	vs. Cal State Northridge	L	102-94
01.13.67	vs. UNLV	L	110-94
1966-67	at Fresno State	L	108-65
12.02.67	at Kansas State	L	103-54
12.04.67	at Nebraska	L	111-74
02.22.68	at Cal Poly	L	108-81
12.13.69	at Toledo	L	100-86
01.17.70	at UC Riverside	L	101-77
1969-70	Cal State Los Angeles	L	102-77
02.10.70	at San Diego State	L	112-66
12.04.70	at Oral Roberts	L	111-83
12.05.70	at Drake	L	101-57
12.04.71	at Northern Illinois	L	116-82
1971-72	Fresno State	L	101-81
12.28.71	at Long Beach State	L	103-83
01.14.72	at UC Riverside	L	109-92
02.11.72	at Cal Poly	L	110-90
12.23.72	at Utah State	L	115-60
12.29.78	vs. Portland	L	105-85
11.28.80	at Portland	L	100-65
03.09.90	vs. UNLV	L	115-93
12.15.90	Mississippi Valley State	W	109-100
03.02.91	UNLV	L	104-83
12.03.91	at Butler	L	100-83
02.02.95	New Mexico State	L	106-74
02.11.95	at Utah State	L	103-71
12.27.95	at Utah	L	108-58
12.13.97	at UCLA	L	120-91
01.30.99	at Cal Poly	L	101-81
02.12.00	at Cal Poly	L	108-79
11.27.06	at Eastern Washington	L	110-100
02.13.10	at Cal State Northridge	W	113-112
01.05.13	at Northridge, Calif.*	W	105-86
11.13.16	Portland State	W	106-100 (20T)
11.17.16	at Washington	L	104-88
12.18.16	at Neb.-Omaha	L	102-96
11.6.18	at Arizona State	Lot2	102-94
01.03.20	Saint Katherine	W	102-53
01.30.20	at Cal Poly	L	101-100
02.15.20	Cal Poly	Wot4	105-101



ALL-TIME SERIES GAME-BY-GAME

01.31.13	Fullerton, Calif.*	L	86-92
02.08.14	at Northridge, Calif.*	L	92-83 (ot)
02.27.14	Fullerton, Calif.*	W	82-81
02.05.15	Fullerton, Calif.*	W	69-53
02.26.15	at Northridge, Calif.*	L	82-72
01.09.16	Fullerton, Calif.	L	85-75
02.10.16	at Northridge, Calif.	L	75-67
01.07.17	Fullerton, Calif.	L	70-65
03.04.17	at Northridge, Calif.	W	86-78
03.09.17	Anaheim, Calif.	W	81-68
02.17.18	Fullerton, Calif.	W	88-70
02.28.18	at Northridge, Calif.	W	102-76
01.30.19	Fullerton, Calif.	W	78-71
02.16.19	at Northridge, Calif.	W	78-71
01.25.20	Fullerton, Calif.	W	82-75
02.29.20	at Northridge, Calif.	L	99-92
01.16.21	Fullerton, Calif.	L	86-85
01.17.21	Fullerton, Calif.	W	85-77
01.13.22	Fullerton, Calif.	W	79-64
02.19.22	Northridge, Calif.	W	81-73
12.31.22	Fullerton, Calif.	W	64-52
01.21.23	Northridge, Calif.	L	66-69 (ot)
01.13.24	Northridge, Calif.	L	71-76
02.24.24	Fullerton, Calif.	L	60-65

Longest Winning Streak: 8 (Twice)
 Longest Losing Streak: 6
 Current Streak: Lost 3
 Biggest Win: 31 (11.27.76)
 Biggest Loss: 35 (12.19.64)

CAL STATE STANISLAUS

Overall:	4-1 (H: 2-0 A: 1-1 N: 0-0)		
1967-68	at Bishop, Calif.	W	100-89
12.05.69	at Turlock, Calif.	L	91-92
01.10.70	Fullerton, Calif.	W	99-82
12.12.70	at Turlock, Calif.	W	67-66
12.21.70	Fullerton, Calif.	W	87-84

Total Points: 444-413
 Longest Winning Streak: 3
 Longest Losing Streak: 1
 Current Streak: Won 3
 Biggest Win: 17 (01.10.70)
 Biggest Loss: 1 (12.05.69)

CAL TECH

Overall:	2-0 (H: 1-0 A: 1-0 N: 0-0)		
01.17.61	at Pasadena, Calif.	W	95-49
11.11.16	Fullerton, Calif.	W	77-28

Total Points: 172-77
 Longest Winning Streak: 2
 Longest Losing Streak: None
 Current Streak: Won 2
 Biggest Win: 49 (11.11.16)

CALVIN COLLEGE

Overall:	1-0 (H: 0-0 A: 0-0 N: 1-0)		
01.02.62	at Cerritos, Calif.	W	100-83

Total Points: 100-83
 Longest Winning Streak: 1
 Longest Losing Streak: None
 Current Streak: Won 1
 Biggest Win: 17 (01.02.62)

CENTENARY

Overall:	1-0 (H: 0-0 A: 0-0 N: 1-0)		
12.09.83	Missoula, Mont.	W	76-74

Total Points: 76-74
 Longest Winning Streak: 1
 Longest Losing Streak: None
 Current Streak: Won 1
 Biggest Win: 2 (12.09.83)

CENTRAL ARKANSAS

Overall:	0-1 (H: 0-0 A: 0-0 N: 0-1)		
12.05.09	at Nacogdoches, Texas	L	49-69

Total Points: 49-69
 Longest Winning Streak: None
 Longest Losing Streak: 1
 Current Streak: Lost 1
 Biggest Loss: 20 (12.05.09)

CENTRAL MICHIGAN

Overall:	2-2 (H: 2-0 A: 0-1 N: 0-1)		
12.15.75	Fullerton, Calif.	W	75-42
12.08.07	at Mt. Pleasant, Mich.	L	76-79
12.06.08	Fullerton, Calif.	W	79-65
11.12.10	at Honolulu, Hawaii	L	67-70

Total Points: 297-256
 Longest Winning Streak: 1 (Twice)
 Longest Losing Streak: 1 (Twice)
 Current Streak: Lost 1
 Biggest Win: 33 (12.15.75)
 Biggest Loss: 3 (Twice)

CHAPMAN

Overall:	28-14 (H: 23-5 A: 4-9 N: 1-0)		
Overtime:	1-2 (H: 1-1 N: 0-1... Last: 1981)		
01.13.61	Fullerton, Calif. (FJC)	L	75-76
02.11.61	at Anaheim, Calif. (A - AHS)	L	72-77
12.08.61	at Anaheim, Calif. (H - AHS)	W	71-64
01.13.62	Fullerton, Calif. (FJC)	W	65-62
02.17.62	at Santa Ana, Calif. (A - SA)	L	70-79
12.22.62	at Anaheim, Calif. (H - AHS)	L	85-87
01.11.63	Fullerton, Calif. (FJC)	W	76-71
02.26.63	at Anaheim, Calif. (A - AHS)	L	58-64
12.21.63	at Anaheim, Calif. (H - AHS)	W	84-80
01.07.64	at Anaheim, Calif. (A - AHS)	L	88-95 (ot)
02.15.64	Fullerton, Calif. (FJC)	L	86-87 (ot)
01.26.65	Fullerton, Calif. (FJC)	L	72-78
02.27.65	at Orange, Calif. (A - VPH)	L	59-79
12.21.65	Fullerton, Calif.	L	83-93
01.11.66	Fullerton, Calif.	W	93-81
02.19.66	at Orange, Calif. (A - VPH)	L	66-77
01.28.67	at Orange, Calif. (A - VPH)	L	78-86
02.24.67	Fullerton, Calif.	W	86-82
1967-68	Fullerton, Calif.	W	69-67
03.02.68	at Orange, Calif.	L	78-89
12.20.68	Fullerton, Calif.	W	103-79
12.26.69	at Irvine, Calif.	W	77-76
12.10.70	Fullerton, Calif.	W	90-70
02.13.71	Fullerton, Calif.	W	100-87
12.10.71	Fullerton, Calif.	W	101-86
01.08.72	Fullerton, Calif.	W	128-86
1971-72	Fullerton, Calif.	W	83-75
12.16.72	at Orange, Calif.	W	75-66

01.13.73	Fullerton, Calif.	W	63-50
12.01.73	Fullerton, Calif.	W	63-58
01.26.74	at Orange, Calif.	W	69-59
01.18.75	Fullerton, Calif.	W	78-62
12.12.75	Fullerton, Calif.	W	75-56
01.10.76	at Orange, Calif.	L	60-62
12.07.76	Fullerton, Calif.	W	81-63
01.11.77	at Orange, Calif.	W	80-68
12.06.77	Fullerton, Calif.	W	98-72
01.03.78	at Orange, Calif.	W	70-64
12.01.81	Fullerton, Calif.	W	75-74 (ot)
12.01.82	Fullerton, Calif.	W	92-75
12.22.90	Fullerton, Calif.	W	86-66
12.23.92	Fullerton, Calif.	W	92-71

Total Points: 3,353-3,099
 Longest Winning Streak: 13
 Longest Losing Streak: 5
 Current Streak: Won 8
 Biggest Win: 40 (01.08.72)
 Biggest Loss: 20 (02.27.65)

CHARLOTTE

Overall:	1-0 (H: 0-0 A: 0-0 N: 1-0)		
Overtime:	1-0 (N: 1-0... Last: 2008)		
11.30.08	at Anaheim, Calif.	W	92-84 (ot)

Total Points: 92-84
 Longest Winning Streak: 1
 Longest Losing Streak: None
 Current Streak: Won 1
 Biggest Win: 8 (11.30.08)

CHICAGO STATE

Overall:	1-0 (H: 0-0 A: 0-0 N: 1-0)		
12.09.05	at San Francisco, Calif.	W	88-80

Total Points: 88-80
 Longest Winning Streak: 1
 Longest Losing Streak: None
 Current Streak: Won 1
 Biggest Win: 8 (12.09.05)

CHICO STATE

Overall:	0-1 (H: 0-0 A: 0-1 N: 0-0)		
12.23.60	at Chico, Calif.	L	67-72

Total Points: 67-72
 Longest Winning Streak: None
 Longest Losing Streak: 1
 Current Streak: Lost 1
 Biggest Loss: 5 (12.23.60)

CLAREMONT-MUDD

Overall:	1-0 (H: 0-0 A: 0-0 N: 1-0)		
12.02.65	at Redlands, Calif.	W	78-66

Total Points: 78-66
 Longest Winning Streak: 1
 Longest Losing Streak: None
 Current Streak: Won 1
 Biggest Win: 12 (12.02.65)

COLGATE

Overall:	1-0 (H: 0-0 A: 0-0 N: 1-0)
----------	----------------------------

11.20.04	at New Britain, Conn.	W	75-68
----------	-----------------------	---	-------

Total Points: 75-68
 Longest Winning Streak: 1
 Longest Losing Streak: None
 Current Streak: Won 1
 Biggest Win: 7 (11.20.04)

COLLEGE OF CHARLESTON

Overall:	0-1 (H: 0-0 A: 0-0 N: 0-1)		
12.01.14	at Anaheim, Calif.	L	48-61

Total Points: 48-61
 Longest Winning Streak: NA
 Longest Losing Streak: 1
 Current Streak: Lost 1
 Biggest Loss: 13 (12.01.14)

COLLEGE OF NOTRE DAME

Overall:	1-0 (H: 1-0 A: 0-0 N: 0-0)		
12.02.00	Fullerton, Calif.	W	79-64

Total Points: 79-64
 Longest Winning Streak: 1
 Longest Losing Streak: None
 Current Streak: Won 1
 Biggest Win: 15 (12.02.00)

COLORADO

Overall:	0-1 (H: 0-0 A: 0-1 N: 0-0)		
12.21.93	at Boulder, Colo.	L	69-79

Total Points: 69-79
 Longest Winning Streak: None
 Longest Losing Streak: 1
 Current Streak: Lost 1
 Biggest Loss: 10 (12.21.93)

COLORADO STATE

Overall:	2-5 (H: 1-0 A: 0-5 N: 1-0)		
12.03.70	at Fort Collins, Colo.	L	74-98
12.02.71	at Fort Collins, Colo.	L	67-96
12.01.72	at Fort Collins, Colo.	L	62-79
12.28.84	at Reno, Nev.	W	66-64
12.18.89	at Fort Collins, Colo.	L	55-84
12.29.90	Fullerton, Calif.	W	62-60
12.23.93	at Fort Collins, Colo.	L	70-87

Total Points: 456-568
 Longest Winning Streak: 1 (Twice)
 Longest Losing Streak: 3
 Current Streak: Lost 1
 Biggest Win: 2 (Twice: 12.28.84 & 12.29.90)
 Biggest Loss: 29 (12.18.89)

COLUMBIA

Overall:	1-0 (H: 1-0 A: 0-0 N: 0-0)		
12.30.96	Fullerton, Calif.	W	91-81

Total Points: 91-81
 Longest Winning Streak: 1
 Longest Losing Streak: None
 Current Streak: Won 1
 Biggest Win: 10 (12.30.96)

CONCORDIA (CA)



ALL-TIME SERIES GAME-BY-GAME

Overall: 1-0 (H: 1-0 A: 0-0 N: 0-0)
12.07.93 Fullerton, Calif. W 80-66

Total Points: 80-66
Longest Winning Streak: 1
Longest Losing Streak: None
Current Streak: Won 1
Biggest Win: 14 (12.07.93)

CONNECTICUT

Overall: 0-1 (H: 0-0 A: 0-1 N: 0-0)
12.03.74 at Storrs, Conn. L 63-78

Total Points: 63-78
Longest Winning Streak: None
Longest Losing Streak: 1
Current Streak: Lost 1
Biggest Loss: 15 (12.03.74)

CORNELL

Overall: 0-1 (H: 0-0 A: 0-0 N: 0-1)
11.19.23 St Petersburg, Fla L 70-88

Total Points: 70-88
Longest Winning Streak: None
Longest Losing Streak: 1
Current Streak: Lost 1
Biggest Loss: 18 (11.19.23)

CREIGHTON

Overall: 1-2 (H: 1-0 A: 0-2 N: 0-0)
12.11.69 at Omaha, Neb. L 78-83
12.19.78 at Anaheim, Calif. (H)W 69-64
12.15.79 at Omaha, Neb. L 70-86

Total Points: 217-233
Longest Winning Streak: 1
Longest Losing Streak: 1 (twice)
Current Streak: Lost 1
Biggest Win: 5 (12.19.78)
Biggest Loss: 16 (12.15.79)

DENVER

Overall: 1-2 (H: 1-0 A: 0-1 N: 0-1)
12.04.04 at Denver, Colo. L 57-79
12.23.04 Fullerton, Calif. W 102-92
11.29.19 Santa Clara, Calif. L 65-62

Total Points: 221-236
Longest Winning Streak: 1
Longest Losing Streak: 1
Current Streak: Lost 1
Biggest Win: 10 (12.23.04)
Biggest Loss: 22 (12.04.04)

DRAKE

Overall: 1-2 (H: 1-0 A: 0-2 N: 0-0)
12.5.70 at Des Moines, Iowa L57-101
12.28.91 Fullerton, Calif. W 70-58
12.12.92 at Des Moines, Iowa L 73-86

Total Points: 200-245
Longest Winning Streak: 1
Longest Losing Streak: 1 (Twice)
Current Streak: Lost 1
Biggest Win: 12 (12.28.91)

Biggest Loss: 44 (12.05.70)

DUKE

Overall: 0-1 (H: 0-0 A: 0-0 N: 0-1)
NCAA Tournament (Greenville, S.C.: 0-1)
03.18.22 at Detroit, Mich. L 78-61

Total Points: 61-78
Longest Winning Streak: None
Longest Losing Streak: 1
Current Streak: Lost 1
Biggest Loss: 17 (03.18.22)

EASTERN ILLINOIS

Overall: 1-1 (H: 1-0 A: 0-1 N: 0-0)
12.05.91 at Charleston, Ill. L 57-58
12.21.92 Fullerton, Calif. W 86-60

Total Points: 143-118
Longest Winning Streak: 1
Longest Losing Streak: 1
Current Streak: Won 1
Biggest Win: 26 (12.21.92)
Biggest Loss: 1 (12.05.91)

EASTERN KENTUCKY

Overall: 1-1 (H: 1-0 A: 0-1 N: 0-0)
12.30.99 Fullerton, Calif. W 98-83
12.20.00 at Richmond, Ky. L 67-73

Total Points: 165-156
Longest Winning Streak: 1
Longest Losing Streak: 1
Current Streak: Lost 1
Biggest Win: 15 (12.30.99)
Biggest Loss: 6 (12.20.00)

EASTERN WASHINGTON

Overall: 4-2 (H: 3-0 A: 1-2 N: 0-0)
Overtime: 1-0 (A: 1-0... Last: 2004)
12.13.03 Fullerton, Calif. W 77-70
12.10.04 at Cheney, Wash. W 70-68 (ot)
02.18.06 Fullerton, Calif. W 89-63
11.27.06 at Cheney, Wash. L 100-110
12.11.11 Fullerton, Calif. W 91-76
11.30.12 at Cheney, Wash. L 75-79

Total Points: 502-466
Longest Winning Streak: 2
Longest Losing Streak: 1 (Twice)
Current Streak: Lost 1
Biggest Win: 26 (02.18.06)
Biggest Loss: 10 (11.27.06)

EDINBORO UNIVERSITY

Overall: 0-1 (H: 0-0 A: 0-0 N: 0-1)
12.26.68 at Irvine, Calif. L 63-85

Total Points: 63-85
Longest Winning Streak: None
Longest Losing Streak: 1
Current Streak: Lost 1
Biggest Loss: 22 (12.26.68)

EVANSVILLE

Overall: 0-1 (H: 0-0 A: 0-0 N: 0-1)
12.18.81 at Malibu, Calif. L 51-62

Total Points: 51-62
Longest Winning Streak: None
Longest Losing Streak: 1
Current Streak: Lost 1
Biggest Loss: 11 (12.18.81)

FLORIDA INTERNATIONAL

Overall: 2-0 (H: 1-0 A: 1-0 N: 0-0)
12.28.05 at Miami, Fla. W 74-57
11.29.14 Fullerton, Calif. W 64-61

Total Points: 138-118
Longest Winning Streak: 2
Longest Losing Streak: None
Current Streak: Won 2
Biggest Win: 17 (12.28.05)

FRESNO STATE

Overall: 22-29 (H: 14-8 A: 6-18 N: 2-3)
CCAA: 1-3 (H: 1-1 A: 0-2)
PCAA/Big West Conference:

18-18 (H: 12-5 A: 6-12 N: 0-1)
PCAA/Big West Conference Tournament:
2-2
Anaheim Convention Center: 0-1
Great Western Forum: 2-1
Overtime: 1-0 (H: 1-0... Last: 1991)
Double Overtime: 0-1 (H: 0-1...Last: 1984)
12.01.61 at Fresno, Calif. L 79-81
02.07.66 Fullerton, Calif. L 75-95
02.03.67 at Fresno, Calif. L 65-108
02.13.67 Fullerton, Calif. L 77-90
01.26.68 Fullerton, Calif. ^ W 72-66
02.23.68 at Fresno, Calif. ^ L 79-88
01.25.69 at Fresno, Calif. ^ L 80-92
02.22.69 Fullerton, Calif. ^ L 55-74
12.17.71 at Fresno, Calif. L 81-101
1971-72 Fullerton, Calif. W 97-87
01.17.73 at Fresno, Calif. L 64-78
02.01.75 Fullerton, Calif. * L 59-62
02.27.75 at Fresno, Calif. * W 65-64
01.29.76 Fullerton, Calif. * W 68-60
02.28.76 at Fresno, Calif. * L 65-74
01.29.77 at Fresno, Calif. * W 72-70
02.17.77 Fullerton, Calif. * W 68-54
02.01.78 at Fresno, Calif. * L 47-55
02.04.78 Fullerton, Calif. * W 54-48
01.18.79 Fullerton, Calif. * W 65-57
02.17.79 at Fresno, Calif. * L 62-70
01.17.80 at Fresno, Calif. * L 54-61
02.16.80 Fullerton, Calif. * L 60-74
02.07.81 at Fresno, Calif. * L 52-72
02.11.81 at Anaheim, Calif. (H)*L 30-51
01.23.82 Fullerton, Calif. * L 40-43
02.20.82 at Fresno, Calif. * L 51-71

* denotes PCAA/Big West Conference game
^ denotes CCAA Conference game
! denotes NCAA Tournament
@ National Invitational Tournament (various sites)
\$ Collegelinsider.com Tournament
PCAA/Big West Conference Tournament

03.05.82 at Anaheim, Calif.#L 57-69
01.27.83 Fullerton, Calif.* W 56-53
03.06.83 at Fresno, Calif.* L 72-94
01.15.84 at Fresno, Calif.* W 53-51
02.09.84 Fullerton, Calif.* L68-69 (2ot)
03.08.84 at Inglewood, Calif.#L 51-53
02.04.85 Fullerton, Calif.* W 52-51
02.23.85 at Fresno, Calif.* L 53-67
03.08.85 at Inglewood, Calif.#W 56-54
02.03.86 at Fresno, Calif.* W 67-58
02.08.86 Fullerton, Calif.* L 54-61
01.03.87 at Fresno, Calif.* W 65-47
01.31.87 Fullerton, Calif.* W 58-46
01.30.88 Fullerton, Calif.* W 64-57
02.25.88 at Fresno, Calif.* L 54-57
03.09.88 at Inglewood, Calif.#W 73-59
01.30.89 at Fresno, Calif.* L 44-65
02.25.89 Fullerton, Calif.* W 71-56
01.11.90 Fullerton, Calif.* W 73-65
02.08.90 at Fresno, Calif.* L 65-73
01.02.91 at Fresno, Calif.* W 91-88
02.09.91 Fullerton, Calif.* W100-98 (ot)
01.09.92 at Fresno, Calif.* L 83-88
02.08.92 Fullerton, Calif.* W 97-79

Total Points: 3,313-3,498
Longest Winning Streak: 3
Longest Losing Streak: 8
Current Streak: Won 1
Biggest Win: 18 (Twice: 01.03.87 & 02.08.92)
Biggest Loss: 43 (02.03.67)
FURMAN
Overall: 1-0 (H: 0-0 A: 0-0 N: 1-0)
12.28.07 at Moraga, Calif. W 103-72

Total Points: 103-72
Longest Winning Streak: 1
Longest Losing Streak: None
Current Streak: Won 1
Biggest Win: 31 (12.28.07)

GEORGIA

Overall: 0-1 (H: 0-1 A: 0-0 N: 0-0)
11.23.17 Fullerton, Calif. L 57-64

Total Points: 57-64
Longest Winning Streak: None
Longest Losing Streak: 1
Current Streak: None
Biggest Loss: 7 (11.23.17)

GEORGE WASHINGTON

Overall: 1-0 (H: 1-0 A: 0-0 N: 0-0)
11.16.21 Fullerton, Calif. W 74-59
Longest Winning Streak: Won 1
Longest Losing Streak: 0
Current Streak: Won 1

(F) game later declared a win by forfeit
% denotes NAIA National Tournament game
& denotes NAIA District 3 Playoff game
(FJC) denotes game played at Fullerton JC
(AHS) denotes game played at Anaheim HS
(VPH) denotes game played at Villa Park HS
(SAC) denotes game played at Santa Ana College



ALL-TIME SERIES GAME-BY-GAME

Biggest Loss: N.A

GEORGETOWN

Overall: 0-1 (H: 0-0 A: 0-1 N: 0-0)
National Invitational Tournament:
0-1 (A: 0-1... Last: 2005)
03.22.05 at Washington, D.C.@L 57-74

Total Points: 57-74
Longest Winning Streak: None
Longest Losing Streak: 1
Current Streak: Lost 1
Biggest Loss: 17 (03.22.05)

GONZAGA

Overall: 0-2 (H: 0-1 A: 0-1 N: 0-0)
12.09.95 Fullerton, Calif. L 57-83
01.04.97 at Spokane, Wash.L 70-77

Total Points: 127-160
Longest Winning Streak: None
Longest Losing Streak: 2
Current Streak: Lost 2
Biggest Loss: 26 (12.09.95)

GRACELAND UNIVERSITY

Overall: 1-0 (H: 1-0 A: 0-0 N: 0-0)
12.19.66 Fullerton, Calif. W 85-82

Total Points: 85-82
Longest Winning Streak: 1
Longest Losing Streak: None
Current Streak: Won 1
Biggest Win: 3 (12.19.66)

GRAMBLING STATE

Overall: 1-1 (H: 0-0 A: 0-0 N: 1-1)
01.21.72 at Los Angeles, Calif. L 71-92
12.12.81 at Santa Barbara, Calif.W 97-60

Total Points: 168-152
Longest Winning Streak: 1
Longest Losing Streak: 1
Current Streak: Won 1
Biggest Win: 37 (12.12.81)
Biggest Loss: 21 (01.21.72)

GRAND CANYON UNIVERSITY

Overall: 1-0 (H: 0-0 A: 1-0 N: 0-0)
01.31.61 at Phoenix, Ariz. W 79-76

Total Points: 79-76
Longest Winning Streak: 1
Longest Losing Streak: None
Current Streak: Won 1
Biggest Win: 3 (01.31.61)

GREEN BAY

Overall: 1-1 (H: 0-0 A: 0-1 N: 1-0)
12.27.97 at Green Bay, Wisc. L 60-70
11.18.12 at Reno, Nev. W 93-82

Total Points: 153-152
Longest Winning Streak: 1
Longest Losing Streak: 1

Current Streak: Won 1
Biggest Win: 11 (11.18.12)
Biggest Loss: 10 (12.27.97)

HASTINGS COLLEGE

Overall: 0-1 (H: 0-1 A: 0-0 N: 0-0)
12.21.66 Fullerton, Calif. L 85-87

Total Points: 85-87
Longest Winning Streak: None
Longest Losing Streak: 1
Current Streak: Lost 1
Biggest Loss: 2 (12.21.66)

HAWAII

Overall: 10-20 (H: 3-9 A: 5-10 N: 3-1)
PCAA/Big West Conference:
7-14 (H: 3-9 A: 3-8, N: 2-0)

11.27.83	at Honolulu, HawaiiW	90-60
11.22.85	at Honolulu, HawaiiL	76-79
11.16.08	at Honolulu, HawaiiW	90-76
11.13.10	at Honolulu, HawaiiL	70-84
01.3.13	at Honolulu, Hawaii*L	88-90
02.02.13	Fullerton, Calif.*L	75-77
02.15.14	Fullerton, Calif.*L	80-83
03.08.14	at Honolulu, Hawaii* L	56-66
02.14.15	at Honolulu, Hawaii*L	81-61
03.07.15	at Fullerton, Calif.* L	91-70
01.16.16	Fullerton, Calif. L	86-79 (OT)
02.13.16	at Honolulu, Hawaii L	76-59
03.10.16	Anaheim, Calif. L	75-44
01.05.17	Fullerton, Calif. W	67-64
02.25.17	at Honolulu, Hawaii'i	L64-58
01.27.18	at Honolulu, Hi.W	69-66
03.03.18	Fullerton, Calif. L	68-60
01.09.19	at Honolulu, Hi. L	68-79
03.09.19	Fullerton, Calif. L	59-71
01.09.20	Fullerton, Calif. L	75-69
02.27.20	at Honolulu, Hi. L	70-59
01.22.21	Fullerton, Calif. W	83-67
01.23.21	Fullerton, Calif. L	73-56
02.12.22	at Honolulu, Hi L	72-55
03.11.22	at Henderson, NV W	58-46
01.07.23	Fullerton, Calif. W	79-72 ot
02.11.23	at Honolulu, Hi.W	52-51
03.09.23	Henderson, Nev. W	62-60 ot
12.30.23	at Honolulu, Hi W	63-61 ot
02.01.24	Fullerton, Calif. L	68-76

Longest Winning Streak: 5
Longest Losing Streak: 7
Current Streak: Lost 1
Biggest Win: 30 (11.27.83)
Biggest Loss: 31 (03.10.16)

HAWAII PACIFIC

Overall: 0-1 (H: 0-0 A: 0-1 N: 0-0)
11.25.85 at Honolulu, HawaiiL 80-84

Total Points: 80-84
Longest Winning Streak: None
Longest Losing Streak: 1
Current Streak: Lost 1
Biggest Loss: 4 (11.25.85)

HOFSTRA

Overall: 0-2 (H: 0-1 A: 0-1 N: 0-0)
11.21.18 Hempstead, N.Y. L 80-71
11.24.19 Fullerton, Calif. L 79-57

Longest Winning Streak: None
Longest Losing Streak: 2
Current Streak: Lost 2
Biggest Win: None
Biggest Loss: 22 (11.24.19)

HOPE INTERNATIONAL

Overall: 6-0 (H: 6-0 A: 0-0 N: 0-0)

11.27.04	Fullerton, Calif. W	107-73
11.20.05	Fullerton, Calif. W	97-52
11.14.06	Fullerton, Calif. W	98-65
11.20.08	Fullerton, Calif. W	106-60
11.14.09	Fullerton, Calif. W	93-57
12.22.12	Fullerton, Calif. W	87-65

Total Points: 588-372
Longest Winning Streak: 6
Longest Losing Streak: None
Current Streak: Won 6
Biggest Win: 46 (11.20.08)

HOUSTON

Overall: 0-2 (H: 0-1 A: 0-1 N: 0-0)
12.30.91 at Houston, Texas L 67-83
02.10.93 Fullerton, Calif. L 63-77

Total Points: 130-160
Longest Winning Streak: None
Longest Losing Streak: 2
Current Streak: Lost 2
Biggest Loss: 16 (12.30.91)

HOUSTON BAPTIST

Overall: 0-1 (H: 0-0 A: 0-0 N: 0-1)
11.20.11 at Lafayette, La. L 83-88

Total Points: 83-88
Longest Winning Streak: None
Longest Losing Streak: 1
Current Streak: Lost 1
Biggest Loss: 5 (11.20.11)

HOWARD UNIVERSITY

Overall: 1-0 (H: 1-0 A: 0-0 N: 0-0)
12.18.83 Fullerton, Calif. W 69-51

Total Points: 69-51
Longest Winning Streak: 1
Longest Losing Streak: None
Current Streak: Won 1
Biggest Win: 18 (12.18.83)

HUMBOLDT STATE

12.19.70	Fullerton, Calif. W	102-67
12.30.72	at Irvine, Calif. W	74-63
12.05.75	at Malibu, Calif.W	87-53

Total Points: 263-183
Longest Winning Streak: 3
Longest Losing Streak: None
Current Streak: Won 3
Biggest Win: 35 (12.19.70)

IDAHO

Overall: 6-8 (H: 5-2 A: 1-6 N: 0-0)
PCAA/Big West Conference:
6-8 (H: 5-2 A: 1-6)

01.31.97	at Moscow, Idaho*L	65-73
01.15.98	Fullerton, Calif.*L	73-76
01.14.99	at Moscow, Idaho*L	62-77
01.22.00	Fullerton, Calif.*W	82-4
01.13.01	at Moscow, Idaho*W	64-53
02.22.01	Fullerton, Calif.*W	63-60
01.17.02	Fullerton, Calif.*L	59-63
02.16.02	at Moscow, Idaho*L	53-65
01.23.03	at Moscow, Idaho*L	49-56
02.22.03	Fullerton, Calif.*W	62-59 (2ot)
01.24.04	Fullerton, Calif.*W	70-59
02.19.04	at Moscow, Idaho*L	56-66
01.22.05	at Moscow, Idaho*L	58-61
02.17.05	Fullerton, Calif.*W	84-74

Total Points: 900-916
Longest Winning Streak: 3
Longest Losing Streak: 3 (Twice)
Current Streak: Won 1
Biggest Win: 11 (Twice: 1.13.01 & 1.24.04)
Biggest Loss: 15 (01.14.99)

IDAHO STATE

12.01.70	at Pocatello, Idaho L	81-95
12.23.70	Fullerton, Calif. W	83-75
12.20.75	at Pocatello, IdahoL	69-88
12.23.82	at Pocatello, IdahoW	58-45
12.20.83	Fullerton, Calif. W	91-71
12.14.02	Fullerton, Calif. L	70-79
01.14.03	at Pocatello, IdahoL	66-74
02.19.11	at Pocatello, IdahoL	79-84
12.13.12	Fullerton, Calif. W	66-53

Total Points: 663-664
Longest Winning Streak: 2
Longest Losing Streak: 3
Current Streak: Won 1
Biggest Win: 20 (12.20.83)
Biggest Loss: 19 (12.20.75)

ILLINOIS STATE

01.07.78	Fullerton, Calif. L	85-88
----------	---------------------	-------

Total Points: 85-88
Longest Winning Streak: None
Longest Losing Streak: 1
Current Streak: Lost 1
Biggest Loss: 3 (01.07.78)

JACKSON STATE

12.23.79	Fullerton, Calif. W	76-68
----------	---------------------	-------

Total Points: 76-68
Longest Winning Streak: 1
Longest Losing Streak: None
Current Streak: Won 1
Biggest Win: 8 (12.23.79)



ALL-TIME SERIES GAME-BY-GAME

JACKSONVILLE STATE

Overall: 0-1 (H: 0-0 A: 0-0 N: 0-1)
 Global Sports Classic (Las Vegas, Nev.)
 11.25.16 Las Vegas, Nev..L 61-38

Total Points: 61-38
 Longest Winning Streak: None
 Longest Losing Streak: 1
 Current Streak: Lost 1
 Biggest Win: None

KANSAS STATE

Overall: 0-3 (H: 0-0 A: 0-3 N: 0-0)
 12.02.67 at Manhattan, Kan.L 54-103
 11.16.98 at Manhattan, Kan.L 51-72
 11.30.05 at Manhattan, Kan.L 59-84

Total Points: 164-259
 Longest Winning Streak: None
 Longest Losing Streak: 3
 Current Streak: Lost 3
 Biggest Loss: 49 (12.02.67)

LA SALLE

Overall: 1-0 (H: 0-0 A: 0-0 N: 1-0)
 12.30.78 at Billings, Mont.W 84-75

Total Points: 84-75
 Longest Winning Streak: 1
 Longest Losing Streak: None
 Current Streak: Won 1
 Biggest Win: 9 (12.30.78)

LA SIERRA

Overall: 1-0 (H: 1-0 A: 0-0 N: 0-0)
 11.11.23 Fullerton, Calif. W 78-48

Total Points: 78-48
 Longest Winning Streak: 1
 Longest Losing Streak: None
 Current Streak: Won 1
 Biggest Win: 30 (11.11.23)

LA VERNE

Overall: 5-0 (H: 3-0 A: 0-0 N: 2-0)
 02.24.61 at Pomona, Calif.W 101-64
 12.10.65 at Claremont, Calif.W 91-80
 12.2.68 Fullerton, Calif. W 111-73
 12.17.11 Fullerton, Calif. W 86-44
 10.29.22 Fullerton, Calif. W 92-51

Total Points: 481-312
 Longest Winning Streak: 5
 Longest Losing Streak: None
 Current Streak: Won 5
 Biggest Win: 42 (12.17.11)

LAMAR

Overall: 1-1 (H: 1-0 A: 0-1 N: 0-0)
 11.24.89 Fullerton, Calif. W 104-67
 11.26.90 at Beaumont, TexasL 86-95

Total Points: 190-162
 Longest Winning Streak: 1
 Longest Losing Streak: 1
 Current Streak: Lost 1

TITANS IN OVERTIME

Overall: 52-59 | Home: 23-25 | Away: 23-30 | Neutral: 5-3 | Overtime: 42-46 | 2OT: 6-9 | 3OT: 3-1 | 4OT: 1-2

Date	Opponent	Result
01.26.61	at Cal Poly Pomona	L, 94-86 (ot)
02.20.62	at Cal State Northridge	W, 101-98 (ot)
12.01.62	at Cal State Northridge	W, 74-71 (ot)
01.26.63	at Seattle Pacific	W, 71-67 (2ot)
02.09.63	at Long Beach State	L, 89-88 (2ot)
01.07.64	at Chapman	L, 95-88 (ot)
02.15.64	Chapman	L, 87-86 (ot)
01.01.65	Redlands	L, 94-93 (ot)
12.28.65	at San Diego State	L, 87-86 (2ot)
02.17.68	Cal State Northridge	L, 92-90 (ot)
01.24.69	at Cal Poly	L, 89-88 (ot)
12.14.71	at San Diego	L, 78-75 (ot)
12.27.72	at UC San Diego	L, 74-69 (2ot)
02.02.74	Cal Poly	L, 53-52 (ot)
02.14.74	at Cal Poly	L, 52-49 (ot)
02.15.75	San Jose State	W, 81-79 (ot)
02.26.76	at Long Beach State	L, 68-66 (3ot)
03.05.77	vs. Long Beach State (N)	L, 65-64 (ot)
12.12.77	Wisconsin-Parkside	W, 65-59 (ot)
01.13.79	at Long Beach State	W, 81-77 (ot)
12.01.79	at Northern Arizona	W, 74-73 (ot)
01.29.81	at UC Santa Barbara	L, 57-56 (ot)
01.31.81	UC Santa Barbara	L, 64-58 (ot)
12.01.81	Chapman	W, 75-74 (ot)
12.29.81	vs. Michigan State (N)	L, 52-51 (ot)
02.25.82	UC Irvine	W, 68-62 (3ot)
01.19.84	at Long Beach State	L, 52-50 (4ot)
02.09.84	Fresno State	L, 69-68 (2ot)
02.23.84	at UNLV	L, 74-62 (ot)
01.10.85	San Jose State	L, 97-92 (4ot)
01.02.86	New Mexico State	L, 68-61 (ot)
01.04.86	Long Beach State	W, 85-80 (ot)
01.09.86	at Utah State	L, 82-76 (ot)
01.30.86	New Mexico State	L, 59-57 (ot)
02.27.86	Pacific	L, 85-77 (ot)
01.22.87	at Utah State	L, 96-95 (2ot)
02.04.87	New Mexico State	W, 66-58 (ot)
02.14.87	at UC Irvine	L, 78-69 (ot)
03.13.87	at California	L, 72-68 (ot)
12.27.88	New Orleans	L, 66-65 (2ot)
01.28.89	at Pacific	W, 79-75 (ot)
02.09.89	UNLV	W, 93-92 (ot)
02.18.89	at San Jose State	W, 70-69 (ot)
03.04.89	at Long Beach State	W, 68-66 (ot)
03.09.89	vs. Utah State (N)	W, 87-86 (ot)
01.06.90	at Utah State	L, 83-82 (ot)
01.29.90	at UC Santa Barbara	L, 72-64 (ot)
02.01.90	San Jose State	W, 90-84 (ot)
02.19.90	Long Beach State	L, 70-69 (ot)
12.08.90	at Pepperdine	W, 69-66 (ot)
01.12.91	at Pacific	L, 79-75 (ot)
02.09.91	Fresno State	W, 100-98 (ot)
01.25.92	Long Beach State	W, 78-77 (ot)
02.06.92	Utah State	W, 111-99 (ot)
01.23.93	at UC Santa Barbara	W, 72-68 (ot)
02.13.93	UC Irvine	L, 88-86 (ot)
01.22.94	Pacific	L, 76-69 (ot)
12.20.94	San Diego State	W, 83-73 (ot)
Date	Opponent	Result
12.23.94	San Francisco	L, 90-82 (ot)
01.04.96	Pacific	W, 79-69 (ot)
02.22.96	Nevada	L, 71-66 (ot)
02.08.97	North Texas	L, 81-75 (ot)
01.08.98	at New Mexico State	L, 89-87 (2ot)
01.21.99	Long Beach State	W, 66-64 (ot)
12.06.01	at Sacramento State	L, 85-79 (ot)
12.15.01	Sacramento State	W, 106-97 (ot)
01.04.03	at UC Santa Barbara	W, 57-55 (ot)
01.08.03	UC Irvine	W, 66-65 (ot)
01.11.03	Long Beach State	W, 57-53 (ot)
02.22.03	Idaho	W, 62-59 (2ot)
03.08.03	Cal Poly	W, 88-85 (ot)
03.13.03	vs. Utah State (N)	L, 89-83 (ot)
11.29.03	Sacramento State	L, 78-71 (ot)
12.09.03	at USC	L, 96-90 (ot)
01.05.04	Pacific	L, 66-64 (ot)
02.26.04	UC Santa Barbara	L, 98-85 (2ot)
12.10.04	at Eastern Washington	W, 70-68 (ot)
12.28.04	at Cal State Northridge	W, 71-70 (ot)
03.16.05	at Oregon State	W, 85-83 (ot)
12.10.05	at San Francisco	L, 93-91 (ot)
01.19.06	Long Beach State	L, 97-96 (ot)
01.28.06	at UC Davis	W, 94-92 (3ot)
02.04.06	UC Riverside	L, 78-73 (ot)
11.24.06	at Louisiana	W, 91-89 (ot)
03.08.07	vs. Pacific (N)	W, 100-92 (2ot)
12.20.07	Montana	W, 79-76 (ot)
11.30.08	vs. Charlotte (N)	W, 92-84 (ot)
01.03.09	at UC Irvine	L, 78-74 (ot)
11.16.09	at UCLA	W, 68-65 (2ot)
01.23.10	at UC Santa Barbara	L, 85-80 (ot)
01.26.10	at CSU Bakersfield	W, 92-84 (ot)
02.04.10	at Long Beach State	W, 81-75 (ot)
02.13.10	at Cal State Northridge	W, 113-112 (3ot)
03.06.10	UC Davis	L, 92-86 (ot)
01.08.11	at UC Riverside	W, 83-77 (ot)
02.08.14	at Cal State Northridge	L, 82-83 (ot)
01.08.15	at UC Riverside	L, 78-84 (ot)
01.29.15	Long Beach State	L, 85-91 (ot)
02.07.15	UC Riverside	L, 71-66 (ot)
01.16.16	Hawai'i	L, 86-79 (OT)
11.13.16	Portland State	W, 106-100 (2OT)
11.26.16	vs. Alabama State	L, 76-67 (OT)
12.18.16	at Nebraska-Omaha	L, 102-96 (OT)
12.22.16	Portland	W, 77-72 (OT)
02.25.17	at Hawai'i	L, 64-58 (OT)
03.10.17	vs. UC Davis	L, 66-64 (OT)
12.16.17	at California	L, 95-89 (OT)
01.06.18	at Cal Poly	W, 101-97 (OT)
11.6.18	at Arizona State	L, 102-94 (2OT)
11.24.18	at Sacramento State	L, 87-82 (OT)
01.19.19	at Long Beach State	W, 92-90 (OT)
03.14.19	vs. UC Davis	W, 75-71 (OT)
01.30.20	at Cal Poly	L, 101-100 (OT)
02.15.20	Cal Poly	W, 105-101 (4ot)
11.13.22	Vermont	W, 94-85 (2OT)
11.18.22	at Pacific	W, 94-91 (2OT)
01.07.23	Hawaii	W, 79-72 (OT)
01.21.23	at CSUN	L, 66-69 (OT)
02.25.23	at CSU Bakersfield	W, 70-66 (OT)
03.09.23	Hawaii	W, 62-60 (OT)

Date	Opponent	Result
12.23.94	San Francisco	L, 90-82 (ot)
01.04.96	Pacific	W, 79-69 (ot)
02.22.96	Nevada	L, 71-66 (ot)
02.08.97	North Texas	L, 81-75 (ot)
01.08.98	at New Mexico State	L, 89-87 (2ot)
01.21.99	Long Beach State	W, 66-64 (ot)
12.06.01	at Sacramento State	L, 85-79 (ot)

BY TEAM	Eastern Wash.....	New Mexico St... 1-3	Sacramento St. ...1-3	UC San Diego.....0-1
Alabama State	0-1	New Orleans.....0-1	San Diego.....0-1	UC Santa Barbara2-5
Arizona State.....	0-1	North Texas.....0-1	San Diego State..1-1	UNLV.....1-1
Cal Poly.....	2-4	Northern Arizona1-0	San Francisco.....0-2	USC.....0-1
Cal Poly Pomona0-1	Long Beach St....7-8	Oregon State.....1-0	San Jose State3-1	Utah State.....2-4
CSU Bakersfield ..2-0	Louisiana.....1-0	Pacific.....4-4	Seattle Pacific.....1-0	Vermont.....1-0
CSU Northridge..4-3	Michigan State...0-1	Pepperdine1-0	UC Davis.....2-2	Wisconsin-Parkside1-0
California.....	0-1	Portland1-0	UC Irvine2-3	
Chapman.....	1-2	Portland State....1-0	UCLA1-0	
Charlotte.....	1-0	Redlands.....0-1	UC Riverside1-2	



ALL-TIME SERIES GAME-BY-GAME

Biggest Win: 37 (11.24.89)
Biggest Loss: 9 (11.26.90)

LEWIS & CLARK COLLEGE

Overall: 1-0 (H: 0-0 A: 0-0 N: 0-0)
NAIA Nationals: 1-0 (H: 0-0 A: 0-0 N: 1-0)
03.14.62 Kansas City, Mo.*W 97-78

Total Points: 97-78

Longest Winning Streak: 1
Longest Losing Streak: None
Current Streak: Won 1
Biggest Win: 19 (1961-62)

LEWIS-CLARK STATE COLLEGE

Overall: 1-0 (H: 1-0 A: 0-0 N: 0-0)
11.25.97 Fullerton, Calif. W 86-46

Total Points: 86-46

Longest Winning Streak: 1
Longest Losing Streak: None
Current Streak: Won 1
Biggest Win: 40 (11.25.97)

Life Pacific

Overall: 1-0 (H: 1-0 A: 0-0 N: 0-0)
12.11.22 Fullerton, Calif. W 87-59

Longest Winning Streak: 1
Longest Losing Streak: None
Current Streak: Won 1
Biggest Win: 28 (12.11.22)

LONG BEACH STATE

Overall: 54-76 (H: 34-24 A: 17-42 N: 3-10)
PCAA/Big West Conf.:

44-51 (H: 28-17 A: 16-30 N: 0-2)

PCAA/Big West Tournament:

3-8 (Last: 2022)

Anaheim Convention Center: 1-3

Great Western Forum: 0-1

Long Beach Arena: 0-2

Honda Center: 1-2

Dollar Loan Center 1-0

Overtime: 9-5 (H: 5-4 A: 4-0 N: 0-1... Last: 2019)

Triple Overtime: 0-1 (A: 0-1... Last: 1976)

Quadruple Overtime: 0-1 (A: 0-1... Last: 1984)

- 12.10.60 at Long Beach, Calif.W 73-68
02.04.61 Fullerton, Calif. (FJC) L 76-77
12.16.62 at Long Beach, Calif. L77-85
02.03.62 Fullerton, Calif. (FJC) W 82-77
12.15.62 Fullerton, Calif. (FJC) W 100-89
02.09.63 at Long Beach, Calif. L 88-89 (2ot)
01.04.64 at Long Beach, Calif. L 61-77
02.08.64 Fullerton, Calif. (FJC) W 84-80
12.01.64 at Long Beach, Calif. L 56-93
01.02.65 Fullerton, Calif. (FJC) L77-114
12.22.65 Fullerton, Calif. W 82-64
01.08.66 at Long Beach, Calif. L 81-95
02.12.66 Fullerton, Calif. W 70-68
01.07.67 Fullerton, Calif. L 64-90
02.11.67 at Long Beach, Calif. L 68-79
01.5.68at Long Beach, Calif. L 67-86

- 02.09.68 Fullerton, Calif. L 78-80
01.03.69 Fullerton, Calif. L 58-79
02.07.69 at Long Beach, Calif.L74-66
12.28.71 at Long Beach, Calif.L83-103
01.30.75 Fullerton, Calif.*L 67-76
03.01.75 at Long Beach, Calif.*L 53-73
01.31.76 Fullerton, Calif.*W 55-54
02.26.76 at Long Beach, Calif.*L66-68(3ot)
01.27.77 at Long Beach, Calif.*L67-74
02.19.77 Fullerton, Calif.*W 78-73
03.05.77 at Anaheim, Calif.#L64-65 (ot)
01.28.78 Fullerton, Calif.*W 83-81
02.09.78 at Long Beach, Calif.*L 84-88
03.04.78 at Anaheim, Calif.#W 64-53
01.13.79 at Long Beach, Calif.*W 81-77 (ot)
02.22.79 at Anaheim, Calif. (H)* L69-70
03.01.79 at Anaheim, Calif.# L 70-79
01.12.80 at Long Beach, Calif.*L 40-51
02.21.80 at Anaheim, Calif. (H)*L 75-80
01.17.81 at Long Beach, Calif.*L 56-71
2.26.81 Fullerton, Calif.* W 60-47
01.16.82 at Long Beach, Calif.*L 56-59
02.27.82 Fullerton, Calif.*W 77-76
01.08.83 Fullerton, Calif.*W 90-60
02.05.83 at Long Beach, Calif.*W79-65
03.10.83 Inglewood, Calif.#L 59-61
01.19.84 at Long Beach, Calif.*L 50-52 (4ot)
02.27.84 Fullerton, Calif.*W 73-51
01.05.85 at Long Beach, Calif.*W82-71
02.02.85 Fullerton, Calif.*W 69-60
01.04.86 Fullerton, Calif.*W85-80 (ot)
02.01.86 at Long Beach, Calif.*W75-58
02.07.87 at Long Beach, Calif.*W80-65
02.28.87 Fullerton, Calif.*W 72-67
01.02.88 at Long Beach, Calif.*L 69-76
03.05.88 Fullerton, Calif.* W 93-70
01.05.89 Fullerton, Calif.* L66-83
03.04.89 at Long Beach, Calif.* W 68-66 (ot)
01.18.90 at Long Beach, Calif.* W 90-79
02.19.90 Fullerton, Calif.* L 69-70 (ot)
01.22.91 Fullerton, Calif.* L 76-94
02.16.91 at Long Beach, Calif.* L 83-88
01.25.92 Fullerton, Calif.* W 78-77 (ot)
02.20.92 at Long Beach, Calif.* L 71-85
03.13.92 at Long Beach, Calif. (N)#L 71-77
01.21.92 at Long Beach, Calif.* L 58-72
02.18.93 Fullerton, Calif.* W 68-61
03.12.93 at Long Beach, Calif. (N)#L 68-80
01.29.94 at Long Beach, Calif.*L 69-91
03.03.94 Fullerton, Calif.* L 87-96
01.28.95 Fullerton, Calif.* L 70-79
02.23.95 at Long Beach, Calif.* L 57-73
01.10.96 at Long Beach, Calif.* L 66-79
02.01.96 Fullerton, Calif.* L 56-73
01.13.97 Fullerton, Calif.* W 78-75
02.22.97 at Long Beach, Calif.* L 61-72
01.22.98 at Long Beach, Calif.*W 61-52
02.21.98 Fullerton, Calif.* W 92-70
01.21.99 Fullerton, Calif.* W 66-64 (ot)
02.20.99 at Long Beach, Calif.*W 74-65
02.05.00 Fullerton, Calif.* L 82-98
02.24.00 at Long Beach, Calif.* L 75-88
01.06.01 at Long Beach, Calif.* L 54-78
02.24.01 Fullerton, Calif.* L 68-69

- 01.05.02 at Long Beach, Calif.* L 60-68
01.31.02 Fullerton, Calif.* L 60-77
01.11.03 Fullerton, Calif.* W 57-53 (ot)
02.06.03 at Long Beach, Calif.* L 73-79
01.15.04 at Long Beach, Calif.*W 74-66
02.14.04 Fullerton, Calif.* W 77-76
01.13.05 Fullerton, Calif.* W 88-71
02.12.05 at Long Beach, Calif.* L 63-66
01.19.06 Fullerton, Calif.* L 96-97 (ot)
02.15.06 at Long Beach, Calif.* L 79-88
03.09.06 at Anaheim, Calif.#L 91-94
01.18.07 at Long Beach, Calif.* L 85-95
02.14.07 Fullerton, Calif.* L 84-94
01.31.08 at Long Beach, Calif.*W 91-75
03.01.08 Fullerton, Calif.* W 85-51
01.29.09 at Long Beach, Calif.*W 61-60
02.18.09 Fullerton, Calif.* L 74-75
01.07.10 Fullerton, Calif.* W 85-75
02.04.10 at Long Beach, Calif.* W 81-75 (ot)
01.19.11 Fullerton, Calif.* W 89-87
01.29.11 at Long Beach, Calif.* L 60-75
01.28.12 at Long Beach, Calif.* L 61-75
03.03.12 Fullerton, Calif.* W 77-74
01.19.13 Fullerton, Calif.* L 71-81
02.13.13 at Long Beach, Calif.* L 65-85
03.14.13 at Anaheim, Calif.#L 66-75
02.01.14 at Long Beach, Calif.* L 56-75
03.01.14 Fullerton, Calif.* W 84-76
03.13.14 at Anaheim, Calif.*L 56-66
01.29.15 Fullerton, Calif. L85-91(ot)
02.28.15 at Long Beach, Calif.*L 70-47
02.20.16 at Long Beach, Calif. L 70-57
03.02.16 Fullerton, Calif. L 75-73
01.26.17 Long Beach, Calif. L 76-65
02.11.17 Fullerton, Calif. W 74-69
01.20.18 Long Beach, Calif. L 81-73
02.24.18 Fullerton, Calif. W 81-71
03.08.18 Anaheim, Calif. W 76-74
01.19.19 Long Beach, Calif. W 92-90ot
02.13.19 Fullerton, Calif. W 85-82
01.18.20 Long Beach, Calif. W 66-62
03.07.20 Fullerton, Calif. W 75-69
01.08.21 Fullerton, Calif. L 82-80
01.09.21 Fullerton, Calif. W 75-72ot
02.08.22 Long Beach, Calif. L 71-61
03.12.22 Henderson, Nev. W 72-71
01.19.23 Long Beach, Calif. L 67-72
02.02.23 Fullerton, Calif. L 67-70
12.28.23 Fullerton, Calif. L 71-81
02.29.24 Long Beach, Calif. W 76-71

Longest Winning Streak: 7
Longest Losing Streak: 9
Current Streak: Won 1
Biggest Win: 34 (03.01.08)
Biggest Loss: 37 (Twice: 12.01.64 & 01.02.65)

LOUISIANA-LAFAYETTE

Overall: 3-0 (H: 1-0 A: 2-0 N: 0-0)
Overtime: 1-0 (A: 1-0... Last: 2006)
11.24.06 at Lafayette, La. W 91-89 (ot)
12.20.06 Fullerton, Calif. W 85-49
11.19.11 at Lafayette, La. W 69-63

Total Points: 245-201

Longest Winning Streak: 3
Longest Losing Streak: None
Current Streak: Won 3
Biggest Win: 36 (12.20.06)

LSU

Overall: 0-1 (H: 0-0 A: 0-1 N: 0-0)
12.02.08 at Baton Rouge, La. L 63-84

Total Points: 63-84

Longest Winning Streak: None
Longest Losing Streak: 1
Current Streak: Lost 1
Biggest Loss: 21 (12.2.08)

LOYOLA UNIVERSITY (LA)

Overall: 0-1 (H: 0-0 A: 0-1 N: 0-0)
12.12.74 at New Orleans, La. L 61-76

Total Points: 61-76

Longest Winning Streak: None
Longest Losing Streak: 1
Current Streak: Lost 1
Biggest Loss: 15 (12.12.74)

LOYOLA CHICAGO

Overall: 1-1 (H: 1-0 A: 0-1 N: 0-0)
12.14.96 Fullerton, Calif. W 89-68
12.30.97 at Chicago, Ill. L 59-73

Total Points: 148-141

Longest Winning Streak: 1
Longest Losing Streak: 1
Current Streak: Lost 1
Biggest Win: 21 (12.14.96)
Biggest Loss: 14 (12.30.97)

LOYOLA MARYMOUNT

Overall: 14-15 (H: 7-7 A: 6-7 N: 1-1)
CollegelInsider.com Tourn. (CIT):
0-1 (A: 0-1... Last 2012)

- 01.22.72 at Los Angeles, Calif. (N)L 87-99
12.11.75 Fullerton, Calif. W 60-54
01.20.76 at Los Angeles, Calif. W 73-54
12.04.76 Fullerton, Calif. L 72-79
12.22.79 Fullerton, Calif. L 67-77
12.09.80 at Los Angeles, Calif. L 85-90
12.20.80 at Anaheim, Calif. (H) W 88-75
01.09.82 Fullerton, Calif. W 86-77
12.04.82 at Los Angeles, Calif. W 77-58
12.08.84 Fullerton, Calif. L 69-73
11.29.85 at Salt Lake City, UtahW 76-71
12.14.85 at Los Angeles, Calif. W 99-79
12.23.86 Fullerton, Calif. W 88-65
12.30.94 at Los Angeles, Calif. L 77-80
12.16.95 Fullerton, Calif. L 63-67
12.07.96 at Los Angeles, Calif. W 75-70
11.29.97 Fullerton, Calif. W 98-94
12.02.98 at Los Angeles, Calif. W 74-61
12.04.99 Fullerton, Calif. W 82-71
12.05.00 at Los Angeles, Calif. L 56-65
11.24.01 Fullerton, Calif. W 84-70
12.07.02 at Los Angeles, Calif. L 68-75
12.30.03 Fullerton, Calif. L 67-71
03.14.12 at Loyola Marymount\$ L 79-88
11.13.15 at Los Angeles, Calif. L 79-74
12.12.15 Fullerton, Calif. L 82-70
12.22.17 at Los Angeles, Calif. W88-80



ALL-TIME SERIES GAME-BY-GAME

12.05.18 Fullerton, Calif. L 49-59
12.22.20 at Los Angeles, Calif. L 53-46

Longest Winning Streak: 4
Longest Losing Streak: 5
Current Streak: Lost 2
Biggest Win: 23 (12.23.86)
Biggest Loss: 12 (01.21.72)

LUKE AFB

Overall: 1-0 (H: 0-0 A: 1-0 N: 0-0)
01.30.61 at Glendale, Ariz. W 107-73

Total Points: 107-73
Longest Winning Streak: 1
Longest Losing Streak: None
Current Streak: Won 1
Biggest Win: 34 (1960-61)

MACALESTER COLLEGE

Overall: 0-1 (H: 0-1 A: 0-0 N: 0-0)
01.02.67 Fullerton, Calif. L 84-86

Total Points: 84-86
Longest Winning Streak: None
Longest Losing Streak: 1
Current Streak: Lost 1
Biggest Loss: 2 (01.02.67)

MacMURRAY COLLEGE

Overall: 1-0 (H: 1-0 A: 0-0 N: 0-0)
01.06.79 Fullerton, Calif. W 109-65

Total Points: 109-65
Longest Winning Streak: 1
Longest Losing Streak: None
Current Streak: Won 1
Biggest Win: 44 (01.06.79)

Marquette

Overall: 0-1 (H: 0-1 A: 0-0 N: 0-0)
11.28.13 Fullerton, Calif. L 66-86

Total Points: 66-86
Longest Losing Streak: 1
Current Streak: Lost 1
Biggest Loss: 20 (11.28.13)

McMURRAY UNIVERSITY

Overall: 1-0 (H: 1-0 A: 0-0 N: 0-0)
12.19.69 Fullerton, Calif. W 96-76

Total Points: 96-76
Longest Winning Streak: 1
Longest Losing Streak: None
Current Streak: Won 1
Biggest Win: 20 (12.19.69)

McNEESE STATE

Overall: 1-0 (H: 0-0 A: 0-0 N: 1-0)
11.25.83 at Honolulu, Hawaii W 78-66

Total Points: 78-66
Longest Winning Streak: 1
Longest Losing Streak: None

Current Streak: Won 1
Biggest Win: 12 (11.25.83)

MIAMI

Overall: 0-1 (H: 0-1 A: 0-0 N: 0-0)
11.29.13 at Fullerton, Calif. L 46-48

Total Points: 46-48
Longest Winning Streak: None
Longest Losing Streak: 1
Current Streak: Lost 1
Biggest Loss: 12 (11.29.13)

MICHIGAN STATE

Overall: 0-4 (H: 0-0 A: 0-2 N: 0-2)
Overtime: 0-1 (N: 0-1... Last: 1981)
12.01.67 at East Lansing, Mich.L 49-80
12.09.78 at East Lansing, Mich.L 89-92
12.6.80 at Anaheim, Calif. L 42-58
12.29.81 at Honolulu, Hawaii L51-52 (ot)

Total Points: 231-282
Longest Winning Streak: None
Longest Losing Streak: 4
Current Streak: Lost 4
Biggest Loss: 31 (12.01.67)

MIDDLE TENNESSEE STATE

Overall: 1-0 (H: 0-0 A: 0-0 N: 1-0)
12.29.89 at Casper, Wyo. W 77-69

Total Points: 77-69
Longest Winning Streak: 1
Longest Losing Streak: None
Current Streak: Won 1
Biggest Win: 8 (12.29.89)

MISSISSIPPI VALLEY STATE

Overall: 1-0 (H: 1-0 A: 0-0 N: 0-0)
12.15.90 Fullerton, Calif. W109-100

Total Points: 109-100
Longest Winning Streak: 1
Longest Losing Streak: None
Current Streak: Won 1
Biggest Win: 9 (12.15.90)

MISSOURI

Overall: 0-1 (H: 0-0 A: 0-1 N: 0-0)
12.14.68 at Columbia, Mo. L 56-78

Total Points: 56-78
Longest Winning Streak: None
Longest Losing Streak: 1
Current Streak: Lost 1
Biggest Loss: 22 (12.14.68)

MONMOUTH

Overall: 1-0 (H: 0-0 A: 0-0 N: 1-0)
11.18.18 Conway, S.C. W 87-63

Total Points: 87-63
Longest Winning Streak: 1
Longest Losing Streak: None
Current Streak: Won 1
Biggest Win: 24 (11.18.18)

MONTANA

Overall: 3-8 (H: 1-3 A: 2-4 N: 0-1)
Overtime: 1-0 (H: 1-0... Last: 2007)
01.28.63 at Missoula, Mont.L 72-74
02.5.65 at Las Vegas, Nev. L 66-95
12.10.83 at Missoula, Mont.L 46-60
12.20.84 Fullerton, Calif. L 59-60
12.02.87 at Missoula, Mont.L 66-71
12.30.95 Fullerton, Calif. L 62-70
12.03.96 at Missoula, Mont.W 80-73
11.30.07 at Missoula, Mont.W 100-91
12.20.07 Fullerton, Calif. W 79-76 (ot)
11.30.10 at Missoula, Mont.L 67-75
12.22.10 Fullerton, Calif. L 57-71

Total Points: 754-816
Longest Winning Streak: 3
Longest Losing Streak: 6
Current Streak: Lost 2
Biggest Win: 9 (11.30.07)
Biggest Loss: 29 (02.05.65)

MONTANA STATE

Overall: 4-4 (H: 2-0 A: 2-3 N: 0-1)
01.29.63 at Bozeman, Mont.L 58-75
12.10.98 at Bozeman, Mont.W 73-67
11.27.99 at Bozeman, Mont.L 64-88
12.09.08 at Bozeman, Mont.L 60-74
12.22.08 Fullerton, Calif. W 88-80
11.15.10 at Honolulu, HawaiiL 76-80
02.18.12 Fullerton, Calif. W 80-66
11.09.13 Bozeman, Mont. W 84-55

Total Points: 583-585
Longest Winning Streak: 2
Longest Losing Streak: 2
Current Streak: Won 2
Biggest Win: 29 (11.09.13)
Biggest Loss: 24 (11.27.99)

MONTANA STATE-BILLINGS

Overall: 1-0 (H: 0-0 A: 0-0 N: 1-0)
12.15.78 at Malibu, Calif. W 98-53

Total Points: 98-53
Longest Winning Streak: 1
Longest Losing Streak: None
Current Streak: Won 1
Biggest Win: 45 (12.15.78)

MOREHEAD STATE

Overall: 0-1 (H: 0-0 A: 0-0 N: 0-1)
12.23.09 at Logan, Utah L 62-69

Total Points: 62-69
Longest Winning Streak: None
Longest Losing Streak: 1
Current Streak: Lost 1

TOURNAMENT KEY

* denotes PCAA/Big West Conference game
^ denotes CCAA Conference game
! denotes NCAA Tournament
@ National Invitational Tournament (various sites)
\$ CollegenInsider.com Tournament
PCAA/Big West Conference Tournament

Biggest Loss: 7 (12.23.09)

MORRIS BROWN

Overall: 1-0 (H: 1-0 A: 0-0 N: 0-0)
12.02.02 Fullerton, Calif. W 74-56

Total Points: 74-56
Longest Winning Streak: 1
Longest Losing Streak: None
Current Streak: Won 1
Biggest Win: 18 (12.02.02)

NEBRASKA

Overall: 0-3 (H: 0-0 A: 0-3 N: 0-0)
12.04.67 at Lincoln, Neb. L 74-111
12.22.18 at Lincoln, Neb. L 62-86
11.26.23 at Lincoln, Neb. L 72-85

Total Points: 208-282
Longest Winning Streak: None
Longest Losing Streak: 3
Current Streak: Lost 3
Biggest Loss: 37 (12.04.67)

NEBRASKA-OMAHA

Overall: 0-2 (H: 0-1 A: 0-1 N: 0-0)
11.30.16 Fullerton, Calif. L 83-73
12.18.16 at Omaha, Neb. L102-96 (OT)

Total Points: 169-185
Longest Winning Streak: None
Longest Losing Streak: 2
Current Streak: Lost 2
Biggest Loss: 10 (11.30.16)

NEVADA

Overall: 6-12 (H: 3-3 A: 3-8 N: 0-1)
PCAA/Big West Conference:
4-10 (H: 2-3 A: 2-6 N: 0-0)
PCAA/Big West Tournament:
0-2 (Last: 1997)
Thomas & Mack Center: 0-1
Lawlor Events Center: 0-1

Overtime: 0-1 (H: 0-1... Last: 1996)
12.29.84 at Reno, Nev. L 56-66
01.07.93 Fullerton, Calif.* W 81-62
02.06.93 at Reno, Nev.* W 72-60
01.17.94 at Reno, Nev.* W 74-70
02.10.94 Fullerton, Calif.* W 97-72
03.10.94 at Las Vegas, Nev.#L 64-68
01.16.95 Fullerton, Calif.* L 82-95
02.09.95 at Reno, Nev.* L 77-91
01.27.96 at Reno, Nev.* L 70-89
02.22.96 Fullerton, Calif.* L 66-71 (ot)
02.15.97 at Reno, Nev.* L 59-71
3.7.97 at Reno, Nev.# L 55-80
2.12.98 Fullerton, Calif.* L 67-82
02.11.99 at Reno, Nev.* L 77-89

(F) game later declared a win by forfeit
% denotes NAIA National Tournament game
& denotes NAIA District 3 Playoff game
(FJC) denotes game played at Fullerton JC
(AHS) denotes game played at Anaheim HS
(VPH) denotes game played at Villa Park HS
(SAC) denotes game played at Santa Ana College



ALL-TIME SERIES GAME-BY-GAME

01.15.00 at Reno, Nev.* L 60-77
 11.16.12 at Reno, Nev. L 77-80
 12.13.14 at Reno, Nev. W 65-55
 11.28.15 Fullerton, Calif. W 75-66

Total Points: 1,274-1,1344
 Longest Winning Streak: 4
 Longest Losing Streak: 11
 Current Streak: Won 2
 Biggest Win: 25 (02.10.94)
 Biggest Loss: 25 (03.07.97)

NEW MEXICO

Overall: 1-1 (H: 0-0 A: 0-1 N: 1-0)

NCAA Tournament:

1-0 (N: 1-0... Last: 1978)

03.11.78 at Tempe, Ariz.! W 90-85

11.16.14 at New Mexico L 59-67

Total Points: 149-152

Longest Winning Streak: 1

Longest Losing Streak: 1

Current Streak: Won 1

Biggest Win: 5 (03.11.78)

NEW MEXICO STATE

Overall: 8-24 (H: 6-11 A: 2-13 N: 0-0)

PCAA/Big West Conference:

7-23 (H: 5-11 A: 2-12 N: 0-0)

Overtime: 1-2 (H: 0-1 A: 1-1... Last: 1987)

Double Overtime: 0-1 (A: 0-1... Last: 1998)

02.06.84 at Las Cruces, N.M.*L 63-76

03.01.84 Fullerton, Calif.* L 81-82

01.03.85 at Las Cruces, N.M.*L 63-70

01.30.85 Fullerton, Calif.* W 84-53

01.02.86 Fullerton, Calif.* L 61-68 (ot)

01.30.86 at Las Cruces, N.M.*L 57-59 (ot)

02.04.87 at Las Cruces, N.M.*W66-58 (ot)

02.26.87 Fullerton, Calif.* W 63-59

01.04.88 at Las Cruces, N.M.*L 37-41

03.03.88 Fullerton, Calif.* W 61-59

01.03.89 Fullerton, Calif.* L 60-65

03.02.89 at Las Cruces, N.M.*L 56-60

01.20.90 at Las Cruces, N.M.*L 58-75

02.17.90 Fullerton, Calif.* L 62-65

01.19.91 Fullerton, Calif.* W 89-81

02.14.91 at Las Cruces, N.M.*L 74-80

02.04.92 Fullerton, Calif.* L 67-69

03.05.92 at Las Cruces, N.M.*L 60-63

01.04.93 at Las Cruces, N.M.*L 67-78

03.04.93 Fullerton, Calif.* L 70-78

01.08.94 Fullerton, Calif.* L 64-77

02.19.94 at Las Cruces, N.M.*L 68-85

01.11.95 at Las Cruces, N.M.*L 58-66

02.02.95 Fullerton, Calif.* L 74-106

01.20.96 Fullerton, Calif.* W 85-72

02.15.96 at Las Cruces, N.M.*W 68-63

02.06.97 Fullerton, Calif.* L 72-76

01.08.98 at Las Cruces, N.M.*L 87-89

(2ot)

01.07.99 Fullerton, Calif.* L 54-61

03.04.00 Fullerton, Calif.* L 65-80

02.21.09 at Las Cruces, N.M.L 86-94

11.24.09 Fullerton, Calif. W 84-73

Total Points: 2,164-2,281
 Longest Winning Streak: 2 (Twice)
 Longest Losing Streak: 9
 Current Streak: Won 1
 Biggest Win: 31 (01.30.85)
 Biggest Loss: 32 (02.02.95)

NEW ORLEANS

Overall: 0-2 (H: 0-1 A: 0-1 N: 0-0)

Double Overtime: 0-1 (H: 0-1... Last: 1988)

12.12.87 at New Orleans, La.L 57-80

12.27.88 Fullerton, Calif. L65-66 (2ot)

Total Points: 122-146

Longest Winning Streak: None

Longest Losing Streak: 2

Current Streak: Lost 2

Biggest Loss: 23 (12.12.87)

NIAGARA

Overall: 1-0 (H: 0-0 A: 0-0 N: 1-0)

12.29.82 at Salt Lake City, UtahW 68-50

Total Points: 68-50

Longest Winning Streak: 1

Longest Losing Streak: None

Current Streak: Won 1

Biggest Win: 18 (12.29.82)

NICHOLLS STATE

Overall: 1-0 (H: 0-0 A: 0-0 N: 1-0)

11.18.11 at Lafayette, La. W 73-63

Total Points: 73-63

Longest Winning Streak: 1

Longest Losing Streak: None

Current Streak: Won 1

Biggest Win: 10 (11.18.11)

NORFOLK STATE

Overall: 1-0 (H: 1-0 A: 0-0 N: 0-0)

11.22.97 Fullerton, Calif. W 83-57

Total Points: 83-57

Longest Winning Streak: 1

Longest Losing Streak: None

Current Streak: Won 1

Biggest Win: 26 (11.22.97)

NORTH DAKOTA

Overall: 1-1 (H: 1-0 A: 0-1 N: 0-0)

11.27.22 Grand Forks, ND L 57-73

12.01.23 Fullerton, Calif. W 64-54

Total Points: 121-127

Longest Losing Streak: 1

Current Streak: Won 1

Biggest Loss: 16 (11.27.22)

Biggest Win: 10 (12.01.23)

NORTH TEXAS

Overall: 2-4 (H: 1-1 A: 1-3 N: 0-0)

PCAA/Big West Conference:

2-2 (H: 1-1 A: 1-1 N: 0-0)

Overtime: 0-1 (H: 0-1... Last: 1997)

11.28.72 at Denton, Texas L 56-63

12.22.73 at Denton, Texas L 63-70
 02.08.97 Fullerton, Calif.* L 75-81 (ot)
 01.10.98 at Denton, Texas*W 72-70
 01.09.99 Fullerton, Calif.* W 72-55
 01.29.00 at Denton, Texas* L 82-84

Total Points: 420-423

Longest Winning Streak: 2

Longest Losing Streak: 3

Current Streak: Lost 1

Biggest Win: 17 (1.9.99)

Biggest Loss: 7 (Twice: 11.28.72 & 12.22.73)

NORTHEASTERN

Overall: 1-0 (H: 1-0 A: 0-0 N: 0-0)

12.20.88 Fullerton, Calif. W 81-68

Total Points: 81-68

Longest Winning Streak: 1

Longest Losing Streak: None

Current Streak: Won 1

Biggest Win: 13 (12.20.88)

NORTHERN ARIZONA

Overall: 5-4 (H: 3-1 A: 1-3 N: 1-0)

12.28.73 at Flagstaff, Ariz. W 64-53

11.27.78 Fullerton, Calif. W 70-58

12.01.79 at Flagstaff, Ariz. W74-73 (ot)

12.09.81 at Flagstaff, Ariz. L 62-72

11.27.82 Fullerton, Calif. W 97-55

12.30.00 Fullerton, Calif. L 59-75

12.29.01 at Flagstaff, Ariz. L 68-80

11.21.03 at Flagstaff, Ariz. L 60-77

12.06.03 Fullerton, Calif. W 82-67

Total Points: 636-610

Longest Winning Streak: 3

Longest Losing Streak: 3

Current Streak: Won 1

Biggest Win: 42 (11.27.82)

Biggest Loss: 17 (11.21.03)

NORTHERN ILLINOIS

Overall: 0-1 (H: 0-0 A: 0-1 N: 0-0)

12.04.71 at DeKalb, Ill. L 82-116

Total Points: 82-116

Longest Winning Streak: None

Longest Losing Streak: 1

Current Streak: Lost 1

Biggest Loss: 34 (12.04.71)

NORTHERN IOWA

Overall: 1-1 (H: 0-1 A: 1-0 N: 0-0)

12.10.92 at Cedar Falls, Iowa W 66-55

12.28.93 Fullerton, Calif. L 57-71

Total Points: 123-126

Longest Winning Streak: 1

Longest Losing Streak: 1

Current Streak: Lost 1

Biggest Win: 11 (12.10.92)

Biggest Loss: 14 (12.28.93)

NORTHERN MICHIGAN

Overall: 0-1 (H: 0-1 A: 0-0 N: 0-0)

12.12.69 Fullerton, Calif. L 95-96

Total Points: 95-96

Longest Winning Streak: None

Longest Losing Streak: 1

Current Streak: Lost 1

Biggest Loss: 1 (12.12.69)

OCCIDENTAL

Overall: 7-0 (H: 4-0 A: 0-0 N: 3-0)

01.01.62 at Cerritos, Calif. W 76-63

12.27.68 at Irvine, Calif. W 75-52

12.28.70 at Irvine, Calif. W 92-87

01.04.80 Fullerton, Calif. W 66-41

12.20.03 Fullerton, Calif. W 83-63

12.12.09 Fullerton, Calif. W 97-59

12.18.10 Fullerton, Calif. W 76-48

Total Points: 537-441

Longest Winning Streak: 7

Longest Losing Streak: None

Current Streak: Won 7

Biggest Win: 38 (12.12.09)

OKLAHOMA BAPTIST

Overall: 1-0 (H: 1-0 A: 0-0 N: 0-0)

12.30.93 Fullerton, Calif. W 85-71

Total Points: 85-71

Longest Winning Streak: 1

Longest Losing Streak: None

Current Streak: Won 1

Biggest Win: 14 (12.30.93)

OKLAHOMA STATE

Overall: 1-1 (H: 0-0 A: 1-1 N: 0-0)

12.11.68 at Stillwater, Okla.L 54-91

11.29.72 at Stillwater, Okla.W 56-55

Total Points: 110-146

Longest Winning Streak: 1

Longest Losing Streak: 1

Current Streak: Won 1

Biggest Win: 1 (11.29.72)

Biggest Loss: 37 (12.11.68)

OHIO

Overall: 1-0 (H: 0-0 A: 0-0 N: 1-0)

12.29.79 at New Haven, Conn.W 71-49

Total Points: 71-49

Longest Winning Streak: 1

Longest Losing Streak: None

Current Streak: Won 1

Biggest Win: 22 (12.29.79)

ORAL ROBERTS

Overall: 0-1 (H: 0-0 A: 0-1 N: 0-0)

12.04.70 at Tulsa, Okla. L 83-111

Total Points: 83-111

Longest Winning Streak: None

Longest Losing Streak: 1

Current Streak: Lost 1

Biggest Loss: 28 (12.04.70)

ORANGE COUNTY ALL-STARS



ALL-TIME SERIES GAME-BY-GAME

Overall: 1-0 (H: 1-0 A: 0-0 N: 0-0)
 12.06.69 Fullerton, Calif. W 77-57

Total Points: 77-57
 Longest Winning Streak: 1
 Longest Losing Streak: None
 Current Streak: Won 1
 Biggest Win: 20 (12.06.69)

OREGON

Overall: 0-3 (H: 0-0 A: 0-2 N: 0-1)
 12.14.76 at Eugene, Ore. L 51-61
 11.26.77 at Eugene, Ore. L 61-69
 12.26.80 at Portland, Ore. L 78-82

Total Points: 190-212
 Longest Winning Streak: None
 Longest Losing Streak: 3
 Current Streak: Lost 3
 Biggest Loss: 10 (12.14.76)

OREGON STATE

Overall: 1-2 (H: 0-0 A: 1-1 N: 0-1)
 National Invitational Tournament:
 1-0 (A: 1-0... Last: 2005)
 Far West Classic (Portland, Ore. : 0-1, 2015)
 Overtime: 1-0 (A: 1-0... Last: 2005)

11.17.00 at Corvallis, Ore. L 35-68
 03.16.05 at Corvallis, Ore. @W85-83 (ot)
 12.18.15 at Portland, Ore. L 82-69

Total Points: 189-233
 Longest Winning Streak: 1
 Longest Losing Streak: 1
 Current Streak: Lost 1
 Biggest Win: 2 (03.16.05)
 Biggest Loss: 33 (11.17.00)

PACIFIC

Overall: 41-49 (H: 27-15 A: 12-32 N: 2-2)
 PCAA/Big West Conference:
 34-44 (H: 24-15 A: 10-29)
 PCAA/Big West Tournament:
 3-3 (Last: 2007)
 Stockton Civic Auditorium: 0-1
 Titan Gym: 1-0
 Anaheim Convention Center: 2-1
 Long Beach Arena: 0-1

Overtime: 2-4 (H: 1-3 A: 1-1... Last: 2004)
 Double Overtime: 2-0 (N: 1-0, A 1-0, Last: 2022)

01.05.74 at Stockton, Calif. L 54-67
 02.08.75 at Stockton, Calif.*L 75-80
 02.13.75 Fullerton, Calif.* W 52-49
 02.05.76 at Stockton, Calif.*L 65-73
 02.14.76 Fullerton, Calif.* W 54-42
 03.06.76 at Stockton, Calif.#L 64-72
 01.22.77 Fullerton, Calif.* W 72-53
 02.24.77 at Stockton, Calif.*L 78-84
 03.02.77 Fullerton, Calif.# W 79-68
 01.02.78 Fullerton, Calif.* W 79-61
 02.16.78 at Stockton, Calif.*L 62-71
 01.21.79 Fullerton, Calif.* W 81-63
 02.15.79 at Stockton, Calif.*L 52-62
 01.20.80 at Stockton, Calif.*L 56-74

02.14.80 Fullerton, Calif.* L 69-76
 02.28.80 at Anaheim, Calif.#L 58-70
 02.05.81 at Stockton, Calif.*L 66-71
 02.14.81 Fullerton, Calif.* W 76-75
 02.04.82 at Stockton, Calif.*W 74-65
 02.11.82 Fullerton, Calif.* W 82-65
 03.03.82 at Anaheim, Calif.#W 64-52
 01.20.83 at Stockton, Calif.*W 62-56
 02.19.83 Fullerton, Calif.* W 90-62
 01.12.84 at Stockton, Calif.*W 67-59
 02.11.84 Fullerton, Calif.* W 67-49
 02.11.85 Fullerton, Calif.* W 86-64
 02.25.85 at Stockton, Calif.*W 79-59
 01.13.86 at Stockton, Calif.*L 46-50
 02.27.86 Fullerton, Calif.* L77-85 (ot)
 01.05.87 at Stockton, Calif.*L 55-58
 01.27.87 Fullerton, Calif.* W 59-56
 01.28.88 Fullerton, Calif.* W 75-60
 02.27.88 at Stockton, Calif.*W 72-60
 01.28.89 at Stockton, Calif.*W79-75 (ot)
 02.23.89 Fullerton, Calif.* W 72-69
 01.13.90 Fullerton, Calif.* W 76-73
 02.10.90 at Stockton, Calif.*L 73-78
 01.12.91 at Stockton, Calif.*L73-75 (ot)
 02.07.91 Fullerton, Calif.* W 77-74
 03.08.91 at Long Beach, Calif.#L 67-74
 02.01.92 at Stockton, Calif.*L 69-73
 02.27.92 Fullerton, Calif.* W 76-62
 01.30.93 Fullerton, Calif.* W 71-58
 02.25.93 at Stockton, Calif.*L 53-56
 01.22.94 Fullerton, Calif.* L69-76 (ot)
 02.03.94 at Stockton, Calif.*L 66-97
 01.21.95 at Stockton, Calif.*L 62-78
 02.16.95 Fullerton, Calif.* W 69-63
 01.04.96 Fullerton, Calif.* W79-69 (ot)
 02.29.96 at Stockton, Calif.*L 63-87
 01.11.97 Fullerton, Calif.* L 60-67
 02.20.97 at Stockton, Calif.*L 57-81
 01.24.98 at Stockton, Calif.*L 68-86
 02.19.98 Fullerton, Calif.* L 57-71
 01.23.99 Fullerton, Calif.* W 68-64
 02.18.99 at Stockton, Calif.*L 59-75
 02.03.00 Fullerton, Calif.* L 54-59
 02.26.00 at Stockton, Calif.*L 53-68
 01.04.01 at Stockton, Calif.*L 50-79
 02.17.01 Fullerton, Calif.* L 50-63
 01.26.02 at Stockton, Calif.*L 48-82
 02.21.02 Fullerton, Calif.* L 61-67
 02.01.03 Fullerton, Calif.* L 61-62
 02.27.03 at Stockton, Calif.*W 55-52
 01.05.04 Fullerton, Calif.* L64-66 (ot)
 03.04.04 at Stockton, Calif.*L 62-78
 12.30.04 at Stockton, Calif.*L 88-94
 03.03.05 Fullerton, Calif.* L 88-92
 01.09.06 at Stockton, Calif.*L 74-83
 02.09.06 Fullerton, Calif.* L 62-67
 01.06.07 Fullerton, Calif.* W 76-70
 02.08.07 at Stockton, Calif.*W 82-77
 03.08.07 at Anaheim, Calif.#W100-92 (2ot)
 01.17.08 at Stockton, Calif.*L 82-89
 02.16.08 Fullerton, Calif.* W 92-78
 01.17.09 Fullerton, Calif.* L 62-77
 02.12.09 at Stockton, Calif.*L 50-71
 01.21.10 at Stockton, Calif.*L 73-80
 03.04.10 Fullerton, Calif.* L 64-70
 12.30.10 Fullerton, Calif.* W 54-51
 03.03.11 at Stockton, Calif.*W 82-80

SERIES NOTABLES

MOST GAMES PLAYED

No.	Team	Start	Last
128	Long Beach St.	1960	2023
120	UC Irvine	1966	2023
98	UC Santa Barbara	1976	2023
89	Pacific	1974	2022
84	CSUN	1960	2023
73	Cal Poly	1961	2023
57	Utah State	1972	2009
51	San Jose State	1975	2013
51	Fresno State	1961	1992
54	UC Riverside	1961	2023

MOST WINS

No.	Team	Overall
57	UC Irvine	57-57
52	Long Beach State	52-72
48	Cal State Northridge	48-36
42	UC Santa Barbara	42-48
38	Pacific	38-49
35	Cal Poly	35-38
33	UC Riverside	33-24
28	Chapman	28-14
26	San Jose State	26-25
22	Fresno State	22-29

MOST LOSSES

No.	Team	Overall
72	Long Beach State	48-72
57	UC Irvine	57-57
49	Pacific	38-48
48	UC Santa Barbara	42-48
40	Utah State	17-40
38	Cal Poly	35-38
36	Cal State Northridge	48-36
29	Fresno State	22-29
25	San Jose State	26-25
24	New Mexico State	8-24

LONGEST WINNING STREAKS

No.	Team	Start	End
13	Chapman	1968-69	12.12.75
12	CSU Bakersfield	02.01.74	11.27.10
10	Pacific	02.14.81	02.25.85
8	Chapman	12.07.76	12.23.92
8	Cal St. Northridge	12.28.04	02.02.08
8	Cal St. Northridge	12.13.60	12.06.63
7	Cal Poly	02.25.16	02.28.19
7	UC Santa Barbara	01.28.82	01.24.85
7	UC Irvine	01.25.97	01.26.00
7	UC Irvine	12.23.76	01.26.80
7	San Diego	01.25.74	12.08.88
7	Occidental	1961-62	12.18.10
7	Long Beach St.	02.27.84	02.28.87

LONGEST LOSING STREAKS

No.	Team	Start	End
15	UNLV	01.28.84	01.16.89
11	Nevada	03.10.94	11.16.12
10	San Diego State	01.18.64	02.10.68
10	Utah State	02.04.93	03.07.98
9	UNLV	03.10.89	01.02.93
9	UCLA	12.29.86	12.05.06
9	New Mexico State	02.14.91	02.02.95
9	Long Beach State	01.07.67	03.01.75
8	UC Santa Barbara	01.28.99	02.28.02
8	UC Irvine	12.09.66	12.11.70
8	Pacific	02.18.99	02.01.03
8	Fresno State	02.17.79	03.05.82

TOURNAMENT KEY

* denotes PCAA/Big West Conference game
 ^ denotes CCAA Conference game
 † denotes NCAA Tournament
 @ National Invitational Tournament (various sites)
 § CollegenInsider.com Tournament
 # PCAA/Big West Conference Tournament
 (F) game later declared a win by forfeit
 % denotes NAIA National Tournament game
 & denotes NAIA District 3 Playoff game
 (FJC) denotes game played at Fullerton JC
 (AHS) denotes game played at Anaheim HS
 (VPH) denotes game played at Villa Park HS
 (SAC) denotes game played at Santa Ana College



ALL-TIME SERIES GAME-BY-GAME

01.02.12	Fullerton, Calif.*	W	78-73
02.23.12	at Stockton, Calif.*	W	69-68
01.26.13	at Stockton, Calif.*	L	67-71
02.28.13	Fullerton, Calif.*	L	55-64
11.17.15	at Stockton, Calif.	W	77-76
12.03.16	Fullerton, Calif.*	W	78-77
12.04.19	at Stockton, Calif.	L	62-59
12.04.21	Fullerton, Calif.	W	66-57
11.18.22	at Stockton, Calif.	W	94-91
12.20.23	Fullerton, Calif.	W	67-56

Longest Winning Streak: 10
 Longest Losing Streak: 8
 Current Streak: Won 3
 Biggest Win: 28 (02.19.83)
 Biggest Loss: 34 (01.26.02)

PASADENA COLLEGE

Overall:	2-2 (H: 0-1 A: 0-1 N: 2-0)	
12.03.60	at Redlands, Calif.W	67-63
12.17.60	Fullerton, Calif.(FJC)	L 80-90
02.14.61	at Pasadena, Calif.L	85-104
12.13.63	at Redlands, Calif.W	97-82

Total Points: 329-339
 Longest Winning Streak: 1 (Twice)
 Longest Losing Streak: 2
 Current Streak: Won 1
 Biggest Win: 15 (12.13.63)
 Biggest Loss: 19 (02.14.61)

PASADENA NAZARENE

Overall:	1-0 (H: 0-0 A: 0-0 N: 1-0)	
12.03.65	at Redlands, Calif.W	113-102

Total Points: 113-102
 Longest Winning Streak: 1
 Longest Losing Streak: None
 Current Streak: Won 1
 Biggest Win: 11 (12.03.65)

PATTEN UNIVERSITY (CA)

Overall:	1-0 (H: 1-0 A: 0-0 N: 0-0)	
12.21.99	Fullerton, Calif.	W 99-56

Total Points: 99-56
 Longest Winning Streak: 1
 Longest Losing Streak: None
 Current Streak: Won 1
 Biggest Win: 43 (12.21.99)

PEPPERDINE

Overall:	13-12 (H: 7-5 A: 6-7 N: 0-0)	
Overtime:	1-0 (H: 1-0... Last: 1990)	
12.16.78	at Malibu, Calif.	W 67-65
01.05.82	at Malibu, Calif.	L 76-95
01.04.83	Fullerton, Calif.	W 85-74
12.23.83	at Malibu, Calif.	L 65-66
12.22.84	Fullerton, Calif.	W 81-75
12.28.85	at Malibu, Calif.	L 64-67
12.17.86	Fullerton, Calif.	W 80-60
12.21.87	at Malibu, Calif.	L 71-80
12.06.88	Fullerton, Calif.	L 67-71
12.08.90	at Malibu, Calif.	W69-66 (ot)
12.12.91	Fullerton, Calif.	L 69-79
12.21.96	Fullerton, Calif.	W 65-54

12.02.97	at Malibu, Calif.	L 61-65
11.28.98	Fullerton, Calif.	W 78-68
12.07.99	at Malibu, Calif.	L 63-96
11.28.00	Fullerton, Calif.	L 61-82
11.17.01	at Malibu, Calif.	L 58-75
12.04.02	Fullerton, Calif.	L 87-90
12.01.03	at Malibu, Calif.	W 78-74
11.23.05	Fullerton, Calif.	W 76-66
12.09.06	at Malibu, Calif.	W 83-81
12.04.13	at Malibu, Calif.	W 78-64
12.06.14	Fullerton, Calif.	L 62-74
11.11.22	Fullerton, Calif.	W 74-71
12.06.23	at Malibu, Calif.	W 60-55

Total Points: 1,778-1,813
 Longest Winning Streak: 4
 Longest Losing Streak: 4
 Current Streak: Won 2
 Biggest Win: 20 (12.17.86)
 Biggest Loss: 33 (12.07.99)

PHIBPAC (U.S. NAVY)

Overall:	1-1 (H: 0-0 A: 0-0 N: 1-1)	
01.04.63	at San Diego, Calif.L	59-68
01.10.64	at San Diego, Calif.	W82-70

Total Points: 141-138
 Longest Winning Streak: 1
 Longest Losing Streak: 1
 Current Streak: Won 1
 Biggest Win: 12 (01.10.64)
 Biggest Loss: 9 (01.4.63)

PITTSBURGH

Overall:	0-1 (H: 0-0 A: 0-0 N: 0-1)	
12.28.79	at New Haven, Conn.L	69-80

Total Points: 69-80
 Longest Winning Streak: None
 Longest Losing Streak: 1
 Current Streak: Lost 1
 Biggest Loss: 11 (12.28.79)

POINT LOMA NAZARENE

Overall:	1-0 (H: 1-0 A: 0-0 N: 0-0)	
12.08.01	Fullerton, Calif.	W 86-50

Total Points: 86-50
 Longest Winning Streak: 1
 Longest Losing Streak: None
 Current Streak: Won 1
 Biggest Win: 36 (12.08.01)

POMONA COLLEGE

Overall:	0-1 (H: 0-0 A: 0-1 N: 0-0)	
12.11.65	at Claremont, Calif.L	62-72

Total Points: 62-72
 Longest Winning Streak: None
 Longest Losing Streak: 1
 Current Streak: Lost 1
 Biggest Loss: 10 (12.11.65)

PORTLAND

Overall:	10-7 (H: 6-2 A: 3-2 N: 1-3)
----------	-----------------------------

Far West Classic (Portland, Ore.: 0-1, 2015)		
12.29.78	at Billings, Mont.	L 85-105
12.3.79	Fullerton, Calif.	W 84-80
11.28.80	at Portland, Ore. (N)	L 65-100
12.21.81	Fullerton, Calif.	L 62-63
12.21.82	at Portland, Ore. (N)	W 55-54
12.10.84	Fullerton, Calif.	L 53-54
12.22.85	at Portland, Ore.	L 45-59
12.10.87	Fullerton, Calif.	W 85-66
12.17.88	at Portland, Ore.	W 71-65
12.20.90	Fullerton, Calif.	W 91-84
12.14.91	at Portland, Ore.	W 98-94
12.20.97	Fullerton, Calif.	W 72-61
12.19.98	at Portland, Ore.	L 52-95
12.19.15	at Portland, Ore.	L 65-60
12.22.16	Fullerton, Calif.	W77-72 (OT)
12.06.17	at Portland, Ore.	W 76-66
12.29.18	Fullerton, Calif.	W 79-64

Total Points: 1,210-1,247
 Longest Winning Streak: 5
 Longest Losing Streak: 2 (Twice)
 Current Streak: Won 3
 Biggest Win: 19 (12.10.87)
 Biggest Loss: 43 (12.19.98)

PORTLAND STATE

Overall:	6-4 (H: 5-0 A: 1-4 N: 0-0)	
12.22.77	at Portland, Ore.	W 80-62
12.13.78	Fullerton, Calif.	W109-92
12.01.80	Fullerton, Calif.	W 86-81
12.15.80	at Portland, Ore.	L 48-60
02.23.08	Fullerton, Calif.	W 85-69
11.23.08	at Portland, Ore.	L 75-76
12.12.10	at Portland, Ore.	L 89-93
12.22.11	Fullerton, Calif.	W 92-86
12.29.15	at Portland, Ore.	L 89-82
11.13.16	Fullerton, Calif.	W106-100 (OT)

Total Points: 852-808
 Longest Winning Streak: 3
 Longest Losing Streak: 2
 Current Streak: Won 1
 Biggest Win: 18 (12.22.77)
 Biggest Loss: 12 (12.15.80)

PRINCETON

Overall:	0-1 (H: 0-0 A: 0-0 N: 0-1)	
12.29.80	at Portland, Ore.	L 57-60

Total Points: 57-60
 Longest Winning Streak: None
 Longest Losing Streak: 1
 Current Streak: Lost 1
 Biggest Loss: 3 (12.29.80)

PROVIDENCE

Overall:	0-1 (H: 0-0 A: 0-1 N: 0-0)	
12.02.74	at Providence, R.I.	L 69-77

Total Points: 69-77
 Longest Winning Streak: None
 Longest Losing Streak: 1
 Current Streak: Lost 1

Biggest Loss: 8 (12.02.74)

PURDUE

Overall:	0-1 (H: 0-0 A: 0-0 N: 0-1)	
NCAA Tournament (Detroit, Mich.:	0-1)	
03.16.18	at Detroit, Mich.	L 74-48

Total Points: 48-74
 Longest Winning Streak: None
 Longest Losing Streak: 1
 Current Streak: Lost 1
 Biggest Loss: 26 (03.16.18)

QUINCY UNIVERSITY (IL)

Overall:	1-0 (H: 1-0 A: 0-0 N: 0-0)	
12.22.98	Fullerton, Calif.	W 96-66

Total Points: 96-66
 Longest Winning Streak: 1
 Longest Losing Streak: None
 Current Streak: Won 1
 Biggest Win: 30 (12.22.98)

REDLANDS

Overall:	9-5 (H: 6-2 A: 3-3 N: 0-0)	
NAIA District Playoffs:	2-0 (H: 2-0 A: 0-0 N: 0-0)	
Overtime:	0-1 (H: 0-1... Last: 1965)	
12.02.60	at Redlands, Calif.	L 66-76
12.09.61	at Redlands, Calif.W	71-42
02.05.62	Fullerton, Calif. (FJC)	W 96-70
03.02.62	Fullerton, Calif. (FJC)&W	61-59
03.03.62	Fullerton, Calif. (FJC)&W	67-52
12.03.62	Fullerton, Calif. (FJC)	W 76-66
12.07.63	at Redlands, Calif.W	64-61
12.14.63	at Redlands, Calif.	L 59-72
12.03.64	at Redlands, Calif.	L 41-52
12.22.64	Fullerton, Calif.	W 71-64
01.01.65	Fullerton, Calif.	L93-94 (ot)
12.04.65	at Redlands, Calif.W	75-72
12.15.66	Fullerton, Calif.	L 68-80
11.11.11	Fullerton, Calif.	W118-68
12.17.22	Fullerton, Calif.	W 93-78

Total Points: 1,026-928
 Longest Winning -Streak: 6
 Longest Losing Streak: 2
 Current Streak: Won 1
 Biggest Win: 50 (11.11.11)
 Biggest Loss: 13 (12.14.63)

RICE

Overall:	1-0 (H: 1-0 A: 0-0 N: 0-0)	
12.20.76	Fullerton, Calif.	W 74-62

Total Points: 74-62
 Longest Winning Streak: 1
 Longest Losing Streak: None
 Current Streak: Won 1
 Biggest Win: 12 (12.20.76)

RICHMOND

Overall:	1-1 (H: 0-0 A: 1-0 N: 0-1)	
12.05.74	at Richmond, Va.	W 83-79
12.08.79	at Salt Lake City, Utah	L 75-84



ALL-TIME SERIES GAME-BY-GAME

Total Points: 158-163
Longest Winning Streak: 1
Longest Losing Streak: 1
Current Streak: Lost 1
Biggest Win: 4 (12.05.74)
Biggest Loss: 9 (12.08.79)

SACRAMENTO STATE

Overall: 9-8 (H: 7-3 A: 2-5 N: 0-0)
Overtime: 1-2 (H: 1-1 A: 0-1... Last: 2003)
12.08.60 Fullerton, Calif. (FJC)W 79-68
12.21.60 at Sacramento, Calif. L 56-77
12.22.61 Anaheim, Calif. (H - AHS)W 83-67
12.20.63 Anaheim, Calif. (H - AHS) L 58-65
02.03.64 at Sacramento, Calif. L 65-75
12.21.64 Fullerton, Calif. L 87-103
12.10.83 Fullerton, Calif. W 104-75
12.06.01 at Sacramento, Calif. L79-85 (ot)
12.15.01 Fullerton, Calif. W106-97 (ot)
12.21.02 at Sacramento, Calif.W 62-54
11.29.03 Fullerton, Calif. L71-78 (ot)
12.21.13 Fullerton, Calif. W 59-51
12.11.14 at Sacramento, Calif. L 59-73
11.24.17 Fullerton, Calif. W 68-63
11.24.18 at Sacramento, Calif.Lot, 82-87
12.21.22 Fullerton, Calif. W 59-49
12.09.23 at Sacramento, Calif.W 62-60

Total Points: 1,239-1,227
Longest Winning Streak: 2
Longest Losing Streak: 3
Current Streak: Won 2
Biggest Win: 29 (12.10.83)
Biggest Loss: 21 (12.21.60)

SAINT KATHERINE

Overall: 1-0 (H: 0-0 A: 0-0 N: 0-1)
01.03.20 Fullerton, Calif. W 103-52

Longest Winning Streak: 1
Longest Losing Streak: n/a
Current Streak: Won 1
Biggest Win: 51 (01.03.20)
Biggest Loss: n/a

SAINT JOSEPH'S

Overall: 0-1 (H: 0-0 A: 0-0 N: 0-1)
12.11.81 at Santa Barbara, Calif.L 59-63

Total Points: 59-63
Longest Winning Streak: None
Longest Losing Streak: 1
Current Streak: Lost 1
Biggest Loss: 4 (12.11.81)

SAINT LOUIS

Overall: 0-1 (H: 0-0 A: 0-1 N: 0-0)
12.12.98 at St. Louis, Mo. L 46-80

Total Points: 46-80
Longest Winning Streak: None
Longest Losing Streak: 1
Current Streak: Lost 1

Biggest Loss: 34 (12.12.98)

SAINT MARY'S

Overall: 5-7 (H: 3-1 A: 2-5 N: 0-1)
12.30.83 Fullerton, Calif. W 71-53
12.03.84 at Moraga, Calif. W 51-50
12.30.88 Fullerton, Calif. L 61-68
12.02.89 at Moraga, Calif. W 85-65
12.04.92 Fullerton, Calif. W 82-62
12.10.93 at Moraga, Calif. L 75-78
12.05.98 Fullerton, Calif. W 79-69
11.30.99 at Moraga, Calif. L 62-89
12.29.07 at Moraga, Calif. L 59-69
12.28.08 at Anaheim, Calif. L 54-79
11.15.17 at Moraga, Calif. L 57-76
12.10.18 at Moraga, Calif. L 66-81

Total Points: 802-839
Longest Winning Streak: 2 (Twice)
Longest Losing Streak: 5
Current Streak: Lost 5
Biggest Win: 20 (Twice: 12.2.89 & 12.4.92)
Biggest Loss: 27 (11.30.99)

SAMFORD

Overall: 0-1 (H: 0-0 A: 0-0 N: 0-1)
11.19.04 at New Britain, Conn.L 57-69

Total Points: 57-69
Longest Winning Streak: None
Longest Losing Streak: 1
Current Streak: Lost 1
Biggest Loss: 12 (11.19.04)

SAN DIEGO

Overall: 20-12 (H: 10-3 A: 8-7 N: 2-2)
Overtime: 0-1 (A: 0-1... Last: 1971)
02.22.61 Fullerton, Calif. (FJC)W 80-68
12.15.61 Fullerton, Calif. (FJC)W 105-57
01.20.62 at San Diego, Calif.W 80-57
01.5.63 at San Diego, Calif.W 72-59
02.16.63 Fullerton, Calif. (FJC)W 84-64
03.01.63 at San Diego, Calif.W 80-59
12.28.63 at Bishop, Calif. L 73-78
01.11.64 at San Diego, Calif.W 71-64
02.22.64 at San Diego, Calif.L 78-97
03.03.64 Fullerton, Calif. (FJC) L 89-98
1964-65 at San Diego, Calif.L 54-78
03.01.71 at San Diego, Calif.L 83-89
12.14.71 at San Diego, Calif.L75-78 (ot)
12.18.71 at Fresno, Calif. L 84-90
02.26.72 Fullerton, Calif. W 99-88
01.25.74 Fullerton, Calif. W 85-68
02.07.74 at San Diego, Calif.W 85-73
01.03.75 at Bakersfield, Calif.W 71-53
01.02.76 at Bakersfield, Calif.W 94-61
12.03.85 Fullerton, Calif. W 78-66
12.23.87 Fullerton, Calif. W 71-49
12.08.88 at San Diego, Calif.W 68-66
12.10.96 at San Diego, Calif.L 53-77
12.06.97 Fullerton, Calif. W 76-70
11.23.99 Fullerton, Calif. L 77-81
01.08.00 at San Diego, Calif.L 72-78
11.21.10 at San Diego, Calif.W 62-59

Total Points: 57-69
Longest Winning Streak: None
Longest Losing Streak: 1
Current Streak: Lost 1
Biggest Loss: 12 (11.19.04)

12.04.10 Fullerton, Calif. W 90-76
11.21.15 Fullerton, Calif. W 67-55
12.07.16 at San Diego, Calif.L 82-75
12.11.19 Fullerton, Calif. L 66-54
11.19.22 at San Diego W 57-55
Longest Winning Streak: 7
Longest Losing Streak: 6
Current Streak: Won 1
Biggest Win: 48 (1961-62)
Biggest Loss: 24 (Twice: 1964-65 & 12.10.96)

SAN DIEGO CHRISTIAN

Overall: 3-0 (H: 3-0 A: 0-0 N: 0-0)
11.23.12 Fullerton, Calif. W 106-60
12.13.21 Fullerton, Calif. W 94-70
12.19.22 Fullerton, Calif. W 87-35

Longest Winning Streak: 3
Longest Losing Streak: None
Current Streak: Won 3
Biggest Win: 52 (12.19.22)

SAN DIEGO MARINES

Overall: 2-0 (H: 1-0 A: 0-0 N: 1-0)
12.14.62 at San Diego, Calif. (N)W 87-67
02.15.63 Fullerton, Calif. (FJC)W 103-77

Total Points: 190-144
Longest Winning Streak: 2
Longest Losing Streak: None
Current Streak: Won 2
Biggest Win: 26 (02.15.63)

SAN DIEGO NAVY

Overall: 1-0 (H: 0-0 A: 0-0 N: 0-0)
1967-68 Fullerton, Calif. W 104-57

Total Points: 104-57
Longest Winning Streak: 1
Longest Losing Streak: None
Current Streak: Won 1
Biggest Win: 47 (1967-68)

SAN DIEGO STATE

Overall: 10-24 (H: 5-8 A: 3-15 N: 2-1)
CCAA: 0-2 (H: 0-1 A: 0-1 N: 0-0)
PCAA/Big West Conference: 2-6 (H: 2-2 A: 0-4)
PCAA/Big West Tournament: 1-0 (Last: 1978)
Anaheim Convention Center: 1-0
Overtime: 1-0 (H: 1-0... Last: 1994)
Double Overtime: 0-1 (A: 0-1... Last: 1965)
01.18.64 at San Diego, Calif. L 64-94
01.24.64 Fullerton, Calif. (FJC)L 64-89

TOURNAMENT KEY

* denotes PCAA/Big West Conference game
^ denotes CCAA Conference game
! denotes NCAA Tournament
@ National Invitational Tournament (various sites)
\$ CollegenInsider.com Tournament
PCAA/Big West Conference Tournament

12.12.64 Fullerton, Calif. (FJC)L 71-96
02.13.65 at San Diego, Calif. L 57-96
12.28.65 at San Diego, Calif. L86-87 (2ot)
02.05.66 Fullerton, Calif. L 72-105
12.10.66 Fullerton, Calif. L 64-80
12.23.66 at San Diego, Calif. L 68-96
01.06.68 at San Diego, Calif.^L 74-87
02.10.68 Fullerton, Calif.^ L 60-84
01.04.69 Fullerton, Calif. W 65-59
02.28.69 at San Diego, Calif.W 76-62
01.02.70 Fullerton, Calif. L 60-75
02.10.70 at San Diego, Calif.L 66-112
01.25.75 at San Diego, Calif.*L 65-72
02.22.75 Fullerton, Calif.* W 72-71
01.24.76 at San Diego, Calif.*L 60-63
02.21.76 Fullerton, Calif.* W 71-61
01.15.77 Fullerton, Calif.* L 70-73
02.05.77 at San Diego, Calif.* L 59-61
01.26.78 at San Diego, Calif.*L 69-94
02.11.78 Fullerton, Calif.* L 70-76
03.03.78 at Anaheim, Calif.#W 64-50
12.18.79 at San Diego, Calif.W 68-53
12.13.80 at Anaheim, Calif.L 64-70
12.20.94 Fullerton, Calif. W83-73 (ot)
12.05.95 at San Diego, Calif. (N)W 85-83
11.21.98 Fullerton, Calif. W 79-76
01.05.00 at San Diego, Calif.W 72-66
12.21.04 at San Diego, Calif. L 60-63
12.09.09 at San Diego, Calif. L 68-82
12.08.21 at San Diego, Calif. L 56-66
11.07.22 at San Diego, Calif. L 57-80
11.06.23 at San Diego, Calif. L 57-83

Total Points: 2,298-2,638
Longest Winning Streak: 4
Longest Losing Streak: 10
Current Streak: Lost 5
Biggest Win: 15 (12.18.79)
Biggest Loss: 46 (02.10.70)

SAN FRANCISCO

Overall: 4-7 (H: 1-3 A: 2-4 N: 1-0)
NCAA Tournament: 1-0 (N: 1-0... Last: 1978)
National Invitational Tournament: 1-0 (A: 1-0... Last: 2005)
Overtime: 0-2 (H: 0-1 A: 0-1... Last: 2005)
03.16.78 at Albuquerque, N.M.!W 75-72
12.05.90 at San Francisco, Calif.W 84-60
11.25.91 Fullerton, Calif. W 93-84
12.23.94 Fullerton, Calif. L 82-90 (ot)
12.22.95 at San Francisco, Calif.L 53-72
11.19.01 Fullerton, Calif. L 43-70
12.28.02 at San Francisco, Calif.L 61-75
03.18.05 at San Francisco, Calif.@W 85-69
12.10.05 at San Francisco, Calif.L 91-93 (ot)

(F) game later declared a win by forfeit
% denotes NAIA National Tournament game
& denotes NAIA District 3 Playoff game
(FJC) denotes game played at Fullerton JC
(AHS) denotes game played at Anaheim HS
(VPH) denotes game played at Villa Park HS
(SAC) denotes game played at Santa Ana College



ALL-TIME SERIES GAME-BY-GAME

12.16.18 at San Francisco, Calif. L 54-68
12.14.19 Fullerton, Calif. L 91-69

Longest Winning Streak: 3
Longest Losing Streak: 4
Current Streak: Lost 3
Biggest Win: 24 (12.05.90)
Biggest Loss: 27 (11.19.01)

SAN FRANCISCO STATE

Overall: 0-2 (H: 0-1 A: 0-1 N: 0-0)
12.22.60 at San Francisco, Calif. L 51-79
12.07.72 Fullerton, Calif. L 72-81

Total Points: 123-160
Longest Winning Streak: None
Longest Losing Streak: 2
Current Streak: Lost 2
Biggest Loss: 28 (12.22.60)

SAN JOSE STATE

Overall: 27-26 (H: 18-7 A: 8-18 N: 1-1)
PCAA/Big West Conference:
22-22 (H: 15-7 A: 7-15)
PCAA/Big West Tournament:
1-1 (Last: 1981)
Anaheim Convention Center: 1-1
Overtime: 3-0 (H: 2-0 A: 1-0... Last: 1990)
Quadruple Overtime:
0-1 (H: 0-1... Last: 1985)

02.06.75 at San Jose, Calif.* L 69-75
02.15.75 Fullerton, Calif.* W 81-79 (ot)
02.07.76 at San Jose, Calif.* W 72-56
02.12.76 Fullerton, Calif.* W 67-66
01.20.77 Fullerton, Calif.* W 84-64
02.26.77 at San Jose, Calif.* L 61-80
01.19.78 Fullerton, Calif.* W 81-66
02.18.78 at San Jose, Calif.* W 80-78
03.02.78 at Anaheim, Calif.#W 88-78
02.04.79 at San Jose, Calif.* L 80-84
02.08.79 Fullerton, Calif.* L 72-75
02.02.80 at San Jose, Calif.*L 69-72
02.07.80 Fullerton, Calif.* L 58-66
01.22.81 Fullerton, Calif.* L 43-49
02.21.81 at San Jose, Calif.*L 41-59
03.05.81 at Anaheim, Calif.#L 54-63
01.21.82 Fullerton, Calif.* W 61-50
02.18.82 at San Jose, Calif.* L 57-62
01.13.83 at San Jose, Calif.* L 60-73
01.29.83 Fullerton, Calif.* W 77-57
01.07.84 Fullerton, Calif.* W 72-62
02.02.84 at San Jose, Calif.* L 49-50
01.10.85 Fullerton, Calif.* L 92-97 (4ot)
01.26.85 at San Jose, Calif.* W 51-46
01.11.86 at San Jose, Calif.* W 41-40
02.15.86 Fullerton, Calif.* W 57-54
01.24.87 at San Jose, Calif.*L 53-62
02.02.87 Fullerton, Calif.* W 62-60
1.23.88 at San Jose, Calif.* L 60-65
02.18.88 Fullerton, Calif.* W 63-51
1.19.89 Fullerton, Calif.* W 82-60
2.18.89 at San Jose, Calif.* W70-69(ot)
01.15.90 at San Jose, Calif.* L 60-66
02.01.90 Fullerton, Calif.* W 90-84 (ot)
01.09.91 Fullerton, Calif.* W 91-78
01.14.91 at San Jose, Calif.* L 70-80

01.30.92 at San Jose, Calif.* W 76-64
02.29.92 Fullerton, Calif.* W 82-75
01.28.93 Fullerton, Calif.* W 66-61
02.27.93 at San Jose, Calif.* L 58-60
01.20.94 Fullerton, Calif.* L 63-69
02.05.94 at San Jose, Calif.* L 82-84
01.19.95 at San Jose, Calif.* W 69-60
02.18.95 Fullerton, Calif.* L 77-86
01.02.96 Fullerton, Calif.* L 77-88
03.03.96 at San Jose, Calif.* L 80-90
12.27.98 at San Jose, Calif. L 59-84
12.11.99 Fullerton, Calif. W 68-44
12.21.05 at San Jose, Calif.W 67-59
12.23.06 Fullerton, Calif. W 104-77
11.23.13 at San Jose, Calif. L 59-81
11.22.14 Fullerton, Calif. W 70-66
11.11.21 at San Jose, Calif. L 78-76
Total Points: 3,651-3,602
Longest Winning Streak: 4
Longest Losing Streak: 7
Current Streak: Lost 1
Biggest Win: 27 (12.23.06)
Biggest Loss: 25 (12.27.98)

SANTA CLARA

Overall: 1-4 (H: 1-0 A: 0-3 N: 0-1)
12.02.94 at Fresno, Calif. L 65-79
11.16.13 at Fullerton, Calif. W 86-73
11.14.14 at Santa Clara, Calif. L 72-89
11.30.19 at Santa Clara, Calif. L 70-55
11.09.21 at Santa Clara, Calif. L 84-77
Longest Winning Streak: 1
Longest Losing Streak: 1
Current Streak: Lost 3
Biggest Win: 13 (11.16.13)
Biggest Loss: 17 (11.14.14)

SEATTLE

Overall: 2-3 (H: 2-1 A: 0-2 N: 0-0)
12.16.85 Fullerton, Calif. W 91-39
11.13.13 at Seattle, Wash. L 71-75
12.07.13 Fullerton, Calif. L 65-74
01.03.15 Fullerton, Calif. W 67-55
12.04.15 at Seattle, Wash. W 70-61
11.30.22 at Seattle, Wash. L 62-69
Total Points: 426-373
Longest Winning Streak: 2
Longest Losing Streak: 2
Current Streak: Lost 1
Biggest Win: 52 (12.16.85)
Biggest Loss: 9 (12.07.13)

SEATTLE PACIFIC

Overall: 3-0 (H: 1-0 A: 1-0 N: 1-0)
Double Overtime: 1-0 (Last: 1963-63)
01.26.63 at Seattle, Wash. W71-67 (2ot)
12.19.63 at Anaheim, Calif. (H-AHS)W 76-65
1966-67 at Orange, Calif. W 85-80

Total Points: 232-212
Longest Winning Streak: 3
Longest Losing Streak: None
Current Streak: Won 3
Biggest Win: 11 (12.19.63)

SIMON FRASER

Overall: 0-1 (H: 0-0 A: 0-1 N: 0-0)

11.19.99 at Burnaby, British Columbia L 77-80

Total Points: 77-80
Longest Winning Streak: None
Longest Losing Streak: 1
Current Streak: Lost 1
Biggest Loss: 3 (11.19.99)

SEMO

Overall: 1-0 (H: 0-0 A: 0-0 N: 0-1)
11.27.19 Santa Clara, Calif.W 64-57

Longest Winning Streak: 1
Longest Losing Streak: n/a
Current Streak: Won 1
Biggest Win: 7 (11.27.19)
Biggest Loss: n/a

SONOMA STATE

Overall: 2-0 (H: 1-0 A: 1-0 N: 0-0)
01.31.66 at Santa Rosa, Calif.W 117-66
12.10.88 Fullerton, Calif. W 90-64

Total Points: 207-130
Longest Winning Streak: 2
Longest Losing Streak: None
Current Streak: Won 3
Biggest Win: 51 (01.31.66)

SOUTH ALABAMA

Overall: 1-0 (H: 0-0 A: 0-0 N: 1-0)
12.10.76 at Malibu, Calif. W 89-71

Total Points: 89-71
Longest Winning Streak: 1
Longest Losing Streak: None
Current Streak: Won 1
Biggest Win: 18 (12.10.76)

SOUTH DAKOTA STATE

Overall: 2-0 (H: 1-0 A: 1-0 N: 0-0)
11.28.05 at Brookings, S.D. W 82-70
03.05.06 Fullerton, Calif. W 95-82

Total Points: 177-152
Longest Winning Streak: 2
Longest Losing Streak: None
Current Streak: Won 2
Biggest Win: 13 (03.05.06)

SOUTHERN UNIVERSITY

Overall: 1-0 (H: 0-0 A: 0-0 N: 1-0)
12.06.75 at Malibu, Calif. W 86-64

Total Points: 86-64
Longest Winning Streak: 1
Longest Losing Streak: None
Current Streak: Won 1
Biggest Win: 22 (12.06.75)

SOUTHERN ILLINOIS

Overall: 0-1 (H: 0-0 A: 0-1 N: 0-0)
12.06.71 at Carbondale, Ill. L 79-96

Total Points: 79-96
Longest Winning Streak: None
Longest Losing Streak: 1

Current Streak: Lost 1
Biggest Loss: 17 (12.06.71)

SIU EDWARDSVILLE

Overall: 2-0 (H: 1-0 A: 1-0 N: 0-0)
02.20.10 Fullerton, Calif. W 78-74
12.03.11 at Edwardsville, Ill.W 79-57

Total Points: 157-131
Longest Winning Streak: 2
Longest Losing Streak: None
Current Streak: Won 2
Biggest Win: 22 (12.03.11)

SOUTHERN METHODIST

Overall: 0-1 (H: 0-0 A: 0-1 N: 0-0)
12.20.73 at Dallas, Texas L 69-93

Total Points: 69-93
Longest Winning Streak: None
Longest Losing Streak: 1
Current Streak: Lost 1
Biggest Loss: 24 (12.20.73)

SOUTHERN MISS

Overall: 1-0 (H: 0-0 A: 0-0 N: 1-0)
11.20.23 St Petersburg, Fla W 74-67

Total Points: 74-67
Longest Winning Streak: 1
Longest Losing Streak: None
Current Streak: Won 1
Biggest Win: 7 (11.20.23)

SOUTHERN UTAH

Overall: 7-1 (H: 3-0 A: 2-0 N: 2-1)
12.28.68 at Irvine, Calif. W 68-63
12.08.86 Fullerton, Calif. W 100-58
11.17.07 at Cedar City, UtahW 78-63
12.17.07 Fullerton, Calif. W 99-63
11.17.12 at Reno, Nev. W 112-69
11.24.15 at Cedar City, UtahW 80-66
12.10.16 Fullerton, Calif. W 75-62
12.10.22 Las Vegas, Nev. L 60-67

Total Points: 672-511
Longest Winning Streak: 6
Longest Losing Streak: 1
Current Streak: Lost 1
Biggest Win: 43 (11.17.12)
Biggest Loss: 7 (12.10.22)

SPRING ARBOR UNIVERSITY

Overall: 1-0 (H: 1-0 A: 0-0 N: 0-0)
12.23.81 Fullerton, Calif. W 75-55

Total Points: 75-55
Longest Winning Streak: 1
Longest Losing Streak: None
Current Streak: Won 1
Biggest Win: 20 (12.23.81)

STANFORD

Overall: 0-2 (H: 0-0 A: 0-2 N: 0-0)
11.12.12 at Palo Alto, Calif. L 68-81
11.09.19 at Palo Alto, Calif. L 70-54



ALL-TIME SERIES GAME-BY-GAME

Longest Winning Streak: None
Longest Losing Streak: 2
Current Streak: Lost 2
Biggest Loss: 16 (11.09.19)

STANISLAUS STATE

Overall: 1-0 (H: 1-0 A: 0-0 N: 0-0)
11.16.19 Fullerton, Calif. W 82-62

Longest Winning Streak: None
Longest Losing Streak: 2
Current Streak: Lost 2
Biggest Loss: 16 (11.09.19)

STANTON

Overall: 1-0 (H: 1-0 A: 0-0 N: 0-0)
12.03.23 Fullerton, Calif. W 102-52

Longest Winning Streak: 1
Longest Losing Streak: None
Current Streak: Won 1
Biggest Win: 50 (12.03.23)

STEPHEN F. AUSTIN

Overall: 0-1 (H: 0-0 A: 0-1 N: 0-0)
12.06.09 at Nacogdoches, Texas L 61-62

Total Points: 61-62
Longest Winning Streak: None
Longest Losing Streak: 1
Current Streak: Lost 1
Biggest Loss: 1 (12.06.09)

STETSON

Overall: 1-0 (H: 0-0 A: 0-0 N: 1-0)
NAIA Nationals: 1-0 (H: 0-0 A: 0-0 N: 1-0)
03.12.62 at Kansas City, Mo. W 94-79

Total Points: 94-79
Longest Winning Streak: 1
Longest Losing Streak: None
Current Streak: Won 1
Biggest Win: 15 (03.12.62)

TAHOE PARADISE COLLEGE

Overall: 2-0 (H: 0-0 A: 1-0 N: 1-0)
1967-68 at Bishop, Calif. W 87-81
03.01.69 at Lake Tahoe, Calif. W 95-81

Total Points: 182-162
Longest Winning Streak: 2
Longest Losing Streak: None
Current Streak: Won 2
Biggest Win: 14 (03.01.69)

TEXAS-ARLINGTON

Overall: 2-1 (H: 0-0 A: 1-0 N: 1-1)
12.19.73 at Arlington, Texas W 68-65
12.19.81 at Malibu, Calif. W 79-75
12.03.94 at Fresno, Calif. L 68-74

Total Points: 215-214
Longest Winning Streak: 2
Longest Losing Streak: 1
Current Streak: Lost 1
Biggest Win: 4 (12.19.81)

Biggest Loss: 6 (12.03.94)

TEXAS-Rio Grande Valley

Overall: 0-1 (H: 0-0 A: 0-0 N: 0-1)
11.23.21 at Flagstaff, Az. L 72-67

Longest Winning Streak: 0
Longest Losing Streak: 1
Current Streak: Loss 1
Biggest Win: N/A
Biggest Loss: 5 (11.23.21)

TEXAS-SAN ANTONIO

Overall: 3-2 (H: 2-0 A: 1-1 N: 0-1)
12.17.83 Fullerton, Calif. W 83-65
12.05.84 at San Antonio, Texas L 64-72
12.27.05 at Miami, Fla. L 76-88
11.22.06 at San Antonio, Texas W 67-63
12.02.06 Fullerton, Calif. W 76-67

Total Points: 366-355
Longest Winning Streak: 2
Longest Losing Streak: 2
Current Streak: Won 2
Biggest Win: 18 (12.17.83)
Biggest Loss: 12 (12.27.05)

TEXAS A&M-CORPUS CHRISTI

Overall: 2-1 (H: 1-0 A: 1-0 N: 0-1)
11.22.02 at Honolulu, Hawaii L 76-83
02.23.13 at Corpus Christi, Texas W 63-57
12.22.14 Fullerton, Calif. W 82-77

Total Points: 221-217
Longest Winning Streak: 2
Longest Losing Streak: 1
Current Streak: Won 2
Biggest Win: 6 (02.23.13)
Biggest Loss: 7 (11.22.02)

TCU

Overall: 1-0 (H: 0-0 A: 0-0 N: 1-0)
12.12.86 at Provo, Utah W 56-48

Total Points: 56-48
Longest Winning Streak: 1
Longest Losing Streak: None
Current Streak: Won 1
Biggest Win: 8 (12.12.86)

TEXAS SOUTHERN

Overall: 2-0 (H: 1-0 A: 1-0 N: 0-0)
12.16.12 at Houston, Texas W 93-86
12.15.13 Fullerton, Calif. W 87-80

Total Points: 180-166
Longest Winning Streak: 2
Longest Losing Streak: None
Current Streak: Won 2
Biggest Win: 7 (twice)

TEXAS STATE

Overall: 0-1 (H: 0-0 A: 0-0 N: 0-1)
11.14.08 at Honolulu, Hawaii L 66-76

Total Points: 66-76

Longest Winning Streak: None

Longest Losing Streak: 1
Current Streak: Lost 1
Biggest Loss: 10 (11.14.08)

TEXAS TECH

Overall: 1-1 (H: 1-0 A: 0-1 N: 0-0)
12.05.85 Fullerton, Calif. W 80-67
11.28.86 at Lubbock, Tex. L 69-70

Total Points: 149-137
Longest Winning Streak: 1
Longest Losing Streak: 1
Current Streak: Lost 1
Biggest Win: 13 (12.05.85)
Biggest Loss: 1 (11.28.86)

TOLEDO

Overall: 0-1 (H: 0-0 A: 0-1 N: 0-0)
12.13.69 at Toledo, Ohio L 86-100

Total Points: 86-100
Longest Winning Streak: None
Longest Losing Streak: 1
Current Streak: Lost 1
Biggest Loss: 14 (12.13.69)

TULSA

Overall: 1-4 (H: 1-0 A: 0-4 N: 0-0)
12.12.68 at Tulsa, Okla. L 84-93
12.02.71 at Tulsa, Okla. L 75-99
12.09.89 Fullerton, Calif. W 84-58
11.28.90 at Tulsa, Okla. L 63-89
01.04.14 at Tulsa, Okla. L 57-73

Total Points: 363-412
Longest Winning Streak: 1
Longest Losing Streak: 2 (Twice)
Current Streak: Lost 2
Biggest Win: 26 (12.09.89)
Biggest Loss: 26 (11.28.90)

UC DAVIS

Overall: 24-19 (H: 12-7 A: 9-10 N: 2-2)
PCAA/Big West Conference:
15-14 (H: 8-6 A: 8-7)
PCAA/Big West Tournament:
3-1 (Last: 2022)
Anaheim Convention Center: 0-1
Honda Center: 2-1
Dollar Loan Center 1-0
Overtime: 0-2 (H: 0-1... Last: 2010)
Triple Overtime: 1-0 (A: 1-0... Last: 2006)

12.21.61 Anaheim, Calif. (H - AHS) W 85-56
01.08.05 Fullerton, Calif. W 89-61
02.07.05 at Davis, Calif. W 79-55
01.28.06 at Davis, Calif.* W 94-92 (3ot)
03.02.06 Fullerton, Calif.* W 81-63
01.25.07 Fullerton, Calif.* W 84-77
03.03.07 at Davis, Calif.* L 68-77
01.19.08 at Davis, Calif.* W 88-66
02.14.08 Fullerton, Calif.* W 94-74
01.15.09 Fullerton, Calif.* L 74-85
02.14.09 at Davis, Calif.* W 106-95
01.02.10 at Davis, Calif.* L 63-67

03.06.10 Fullerton, Calif.* L 86-92 (ot)
03.11.10 at Anaheim, Calif.# L 65-68
12.28.10 Fullerton, Calif.* L 72-88
03.05.11 at Davis, Calif.* W 87-82
12.29.11 Fullerton, Calif.* W 65-64
02.25.12 at Davis, Calif.* L 75-78
01.24.13 at Davis, Calif.* W 95-88
03.02.13 Fullerton, Calif.* L 68-71
01.18.14 at Davis, Calif.* L 61-69
02.13.14 Fullerton, Calif.* W 74-64
01.17.15 Fullerton, Calif.* L 68-79
02.12.15 at Davis, Calif.* L 75-69
01.27.16 at Davis, Calif. L 69-64
02.04.16 Fullerton, Calif. W 61-57
02.08.17 at Davis, Calif. L 74-65
02.18.17 Fullerton, Calif. W 79-72
03.10.17 Anaheim, Calif. L 66-64 (OT)
01.13.18 Fullerton, Calif. W 85-70
02.10.18 at Davis, Calif. W 68-66
03.09.18 Anaheim, Calif. W 55-52
02.21.19 Fullerton, Calif. W 62-58
03.02.19 at Davis, Calif. L 59-66
03.14.19 Anaheim, Calif. W 75-71 (ot)
01.22.20 at Davis, Calif. W 78-74
02.08.20 Fullerton, Calif. L 87-81
01.27.22 at Davis, Calif. W 74-58
03.05.22 Fullerton, Calif. W 62-59
03.10.22 Henderson, Nev. W 73-55
01.14.23 Davis, Calif. L 79-83
01.18.24 Fullerton, Calif. L 65-67
02.08.24 at Davis, Calif. L 58-71

Longest Winning Streak: 6
Longest Losing Streak: 4
Current Streak: Lost 3
Biggest Win: 29 (1961-62)
Biggest Loss: 16 (12.28.10)

UCF

Overall: 0-2 (H: 0-0 A: 0-1 N: 0-1)
11.15.18 Conway, S.C. L 52-68
11.16.23 Orlando, Fla. L 44-72

Total Points: 96-140
Longest Winning Streak: None
Longest Losing Streak: 2
Current Streak: Lost 2
Biggest Win: N/A
Biggest Loss: 28

UC IRVINE

Overall: 60-62 (H: 27-29 A: 25-30 N: 8-3)
PCAA/Big West Conf.:
46-45 (H: 22-23 A: 22-22 N: 2-0)
PCAA/Big West Tournament:
8-3 (Last: 2023)
Anaheim Convention Center: 2-0
Great Western Forum: 3-0
Long Beach Arena: 1-0
Thomas & Mack Center: 0-1
Honda Center: 1-2
Overtime: 1-3 (H: 1-1 A: 0-2... Last: 2009)
Triple Overtime: 1-0 (H: 1-0... Last: 1982)
01.15.66 at Irvine, Calif. L 68-74
02.25.66 Fullerton, Calif. W 72-69
12.09.66 at Irvine, Calif. L 72-82



ALL-TIME SERIES GAME-BY-GAME

Table of game results for Fullerton vs Irvine, including dates, scores, and locations. Includes records like 02.20.67 Fullerton, Calif. L 72-98 and 01.03.94 Fullerton, Calif.* L 71-77.

Table of game results for Fullerton vs Los Angeles, including dates, scores, and locations. Includes records like 01.26.00 at Irvine, Calif.* W 76-64 and 03.09.24 Fullerton, Calif. L 71-81.

Longest Winning Streak: 7 (Twice)
Longest Losing Streak: 10
Current Streak: Lost 2
Biggest Win: 32 (01.25.97)
Biggest Loss: 30 (02.01.20)

UCLA
Overall: 2-10 (H: 0-0 A: 2-10 N: 0-0)
Double Overtime: 1-0 (A: 1-0... Last: 2009)

Table of game results for Fullerton vs Riverside, including dates, scores, and locations. Includes records like 12.29.86 at Los Angeles, Calif.L 71-72 and 12.28.19 at Los Angeles, Calif.W, 77-74.

Longest Winning Streak: 1
Longest Losing Streak: 9
Current Streak: Won 1
Biggest Win: 3 (twice, 11.16.09 and 12.28.19)
Biggest Loss: 34 (12.10.94)

UC RIVERSIDE

Overall: 35-27 (H: 20-12 A: 13-15 N: 2-0)
CCAA: 4-6 (H: 4-1 A: 0-5)
PCAA/Big West Conference: 22-17 (H: 11-7 A: 9-8)
PCAA/Big West Tournament: 2-0 (Last: 2009)
Anaheim Convention Center: 2-0
Overtime: 1-2 (H: 0-1 A: 1-1... Last: 2015)
List of game results for Fullerton vs Riverside.

TOURNAMENT KEY

* denotes PCAA/Big West Conference game
^ denotes CCAA Conference game
! denotes NCAA Tournament
@ National Invitational Tournament (various sites)
\$ CollegenInsider.com Tournament
PCAA/Big West Conference Tournament

Table of game results for Fullerton vs San Diego, including dates, scores, and locations. Includes records like 01.13.07 Fullerton, Calif.* W 98-58 and 03.07.24 at Riverside, Calif. L 74-84.

Longest Winning Streak: 5
Longest Losing Streak: 3 (Three)
Current Streak: Lost 2
Biggest Win: 50 (01.13.61)
Biggest Loss: 24 (01.17.70)

UC SAN DIEGO

Overall: 3-7 (H: 1-2 A: 2-4 N: 1-0)
Big West: 2-3 (H: 1-1 A: 1-2 N: 0-0)
List of game results for Fullerton vs San Diego.

Longest Winning Streak: 1
Longest Losing Streak: 4

(F) game later declared a win by forfeit
% denotes NAIA National Tournament game
& denotes NAIA District 3 Playoff game
(FJC) denotes game played at Fullerton JC
(AHS) denotes game played at Anaheim HS
(VPH) denotes game played at Villa Park HS
(SAC) denotes game played at Santa Ana College

ALL-TIME SERIES GAME-BY-GAME

Current Streak: Lost 2
 Biggest Win: 21 (1966-67)
 Biggest Loss: 18 (01.06.24)

UC SANTA BARBARA

Overall: 46-54 (H: 26-22 A: 18-30 N: 2-2)

PCAA/Big West Conference:
 41-47 (H: 25-21 A: 16-30)

PCAA/Big West Tournament:
 2-2 (Last: 2023)

Anaheim Convention Center: 1-1
 Honda Center: 1-0

Dollar Loan Center: 0-1

Overtime: 2-4 (H: 0-1 A: 2-3... Last: 2010)

Double Overtime: 1-0 (H: 1-0... Last: 2004)

12.29.76 at Santa Barbara, Calif.*W 77-66

02.10.77 Fullerton, Calif.* W 80-72

01.12.78 Fullerton, Calif.* W 56-54

02.25.78 at Santa Barbara, Calif.*W 85-67

01.11.79 at Santa Barbara, Calif.*W 76-62

02.24.79 Fullerton, Calif.* W 81-76

01.10.80 Fullerton, Calif.* L 67-80

02.23.80 at Santa Barbara, Calif.*W 66-58

01.29.81 at Santa Barbara, Calif.*L56-57 (ot)

01.31.81 Fullerton, Calif.* L 58-64 (ot)

01.28.82 at Santa Barbara, Calif.*W 42-41

01.30.82 Fullerton, Calif.* W 70-59

02.12.83 at Santa Barbara, Calif.*W 84-58

03.03.83 Fullerton, Calif.* W 81-60

01.21.84 Fullerton, Calif.* W 68-56

02.18.84 at Santa Barbara, Calif.*W 77-57

01.24.85 Fullerton, Calif.* W 80-72

02.09.85 at Santa Barbara, Calif.*L 69-85

01.23.86 at Santa Barbara, Calif.*L 39-52

02.22.86 Fullerton, Calif.* W 66-62

01.10.87 Fullerton, Calif.* L 47-55

02.21.87 at Santa Barbara, Calif.*L 58-69

01.09.88 Fullerton, Calif.* L 55-67

02.04.88 at Santa Barbara, Calif.*L 56-57

01.10.89 at Santa Barbara, Calif.*L 59-69

02.04.89 Fullerton, Calif.* W 74-69

01.29.90 at Santa Barbara, Calif.*L64-72 (ot)

2.15.90 Fullerton, Calif.* L 70-75

01.24.91 at Santa Barbara, Calif.*L 55-76

02.23.91 Fullerton, Calif.* W 76-61

01.23.92 Fullerton, Calif.* L 58-64

02.22.92 at Santa Barbara, Calif.*L 58-68

01.23.93 at Santa Barbara, Calif.*W 72-68 (ot)

02.20.93 Fullerton, Calif.* W 66-64

01.27.94 at Santa Barbara, Calif.*W 66-57

03.05.94 Fullerton, Calif.* W 79-63

01.26.95 Fullerton, Calif.* W 62-61

02.25.95 Fullerton, Calif.* L 69-80

01.08.96 at Santa Barbara, Calif.*L 62-65

02.03.96 Fullerton, Calif.* L 72-85

01.16.97 at Santa Barbara, Calif.*L 76-83

03.01.97 Fullerton, Calif.* W 74-60

01.29.98 Fullerton, Calif.* L 81-87

02.28.98 at Santa Barbara, Calif.*W 76-70

01.28.99 at Santa Barbara, Calif.*L 54-73

02.27.99 Fullerton, Calif.* L 75-80

02.10.00 at Santa Barbara, Calif.* L 53-81

02.17.00 Fullerton, Calif.* L 67-82

01.11.01 Fullerton, Calif.* L 71-74

01.27.01 at Santa Barbara, Calif.*L 69-94

12.22.01 Fullerton, Calif.* L 62-64

02.28.02 at Santa Barbara, Calif.*L 52-54

01.04.03 at Santa Barbara, Calif.*W 57-55 (ot)

03.06.03 Fullerton, Calif.* L 60-63

01.31.04 at Santa Barbara, Calif.*L 44-77

02.26.04 Fullerton, Calif.* L 95-98 (2ot)

01.29.05 Fullerton, Calif.* W 68-59

02.24.05 at Santa Barbara, Calif.*W 66-57

03.10.05 at Anaheim, Calif.*W 66-55

01.04.06 Fullerton, Calif.* W 73-59

02.23.06 at Santa Barbara, Calif.*W 80-76

12.30.06 at Santa Barbara, Calif.*L 76-84

02.22.07 Fullerton, Calif.* W 79-73

01.12.08 Fullerton, Calif.* L 72-87

02.07.08 at Santa Barbara, Calif.*L 80-83

01.10.09 at Santa Barbara, Calif.*W 62-58

02.05.09 Fullerton, Calif.* W 72-65

03.12.09 at Anaheim, Calif.# L 64-73

01.23.10 at Santa Barbara, Calif.*L 80-85 (ot)

02.17.10 Fullerton, Calif.* L 65-73

01.22.11 Fullerton, Calif.* W 63-58

02.16.11 at Santa Barbara, Calif.*L 71-86

01.05.12 at Santa Barbara, Calif.*L 64-77

02.04.12 Fullerton, Calif.* W 99-86

12.29.12 Fullerton, Calif.* W 86-79

03.07.13 at Santa Barbara, Calif.*L 50-66

01.25.14 Fullerton, Calif.* W 74-72

02.22.14 at Santa Barbara, Calif.*L 65-80

01.24.15 at Santa Barbara, Calif.* L 49-68

02.21.15 Fullerton, Calif.* L 69-54

02.06.16 at Santa Barbara, Calif. L 81-68

02.27.16 Fullerton, Calif. L 80-62

02.02.17 Santa Barbara, Calif. W 79-53

03.02.17 Fullerton, Calif. W 65-54

01.17.18 at Santa Barbara, Calif. L 83-64

01.25.18 Fullerton, Calif. L 70-65

01.24.19 Fullerton, Calif. W 81-60

02.23.19 at Santa Barbara, Calif. L 67-82

03.15.19 Anaheim, Calif. W 64-58

02.20.20 Fullerton, Calif. L 75-66

03.05.20 at Santa Barbara, Calif. L 55-53

01.01.21 at Santa Barbara, Calif. L 81-63

01.02.21 at Santa Barbara, Calif. L 65-61

01.15.22 Fullerton, Calif. W 79-73

02.17.22 at Santa Barbara, Calif. W 67-58

12.29.22 Fullerton, Calif. L 58-66

02.20.23 Santa Barbara, Calif. W 74-60

03.11.23 Henderson, Nev. L 62-72

01.20.24 Santa Barbara, Calif. W 73-69

03.02.24 Fullerton, Calif. W 79-70

Longest Winning Streak: 7

Longest Losing Streak: 8

Current Streak: Won 2

Biggest Win: 26 (02.12.83)

Biggest Loss: 33 (01.31.04)

UNLV

Overall: 7-34 (H: 4-10 A: 2-16 N: 1-8)

PCAA/Big West Conference:
 6-22 (H: 4-10 A: 2-12)

PCAA/Big West Tournament:
 0-6 (Last: 1990)

Great Western Forum: 0-4

Long Beach Arena: 0-2

Overtime: 1-1 (H: 1-0 A: 0-1... Last: 1989)

02.27.61 at Pomona, Calif. W 109-88

02.01.64 at Las Vegas, Nev. L 78-101

01.13.67 at San Diego, Calif. L 94-110

11.29.74 at Las Vegas, Nev. L 56-75

12.19.80 at Anaheim, Calif. (N)L 71-85

01.22.83 at Las Vegas, Nev.* L 71-76

02.24.83 Fullerton, Calif.* W 86-78

01.28.84 Fullerton, Calif.* L 75-82

02.23.84 at Las Vegas, Nev.* L 62-74 (ot)

01.21.85 at Las Vegas, Nev.* L 69-83

02.18.85 Fullerton, Calif.* L 69-78

03.09.85 at Inglewood, Calif.#L 61-79

01.18.86 Fullerton, Calif.* L 51-62

02.17.86 at Las Vegas, Nev.* L 83-92

03.07.86 at Inglewood, Calif.#L 65-75

01.19.87 Fullerton, Calif.* L 65-73

02.12.87 at Las Vegas, Nev.* L 64-74

03.6.87 at Inglewood, Calif.#L 65-99

01.13.88 Fullerton, Calif.* L 57-63

02.11.88 at Las Vegas, Nev.* L 61-77

03.10.88 at Inglewood, Calif.#L 56-61

01.16.89 at Las Vegas, Nev.* L 63-66

02.09.89 Fullerton, Calif.* W 93-92 (ot)

03.10.89 at Long Beach, Calif.#L 83-99

01.03.90 at Las Vegas, Nev.* L 66-94



Probably the most memorable game in the history of Titan Gym came on Feb. 24, 1983, when Cal State Fullerton defeated unbeaten and No. 1-ranked UNLV, 86-78, before a record overflow crowd of 5,015 (capacity 4,200) that stormed the floor at the buzzer. Leon Wood (center of photo), Ricky Mixon, and Tony Neal led the way over Jerry Tarkanian's Runnin' Rebels featuring Sidney Green and Larry Anderson.



ALL-TIME SERIES GAME-BY-GAME

03.03.90 Fullerton, Calif.* L 85-103
03.09.90 at Long Beach, Calif.# L 93-115
01.04.91 at Las Vegas, Nev.* L 67-98
03.02.91 Fullerton, Calif.* L 83-104
01.02.92 Fullerton, Calif.* L 74-86
02.17.92 at Las Vegas, Nev.* L 47-76
01.02.93 at Las Vegas, Nev.* L 65-78
03.06.93 Fullerton, Calif.* W 84-83
01.05.94 Fullerton, Calif.* L 66-77
02.17.94 at Las Vegas, Nev.*W 84-75
12.17.94 at Las Vegas, Nev.*W 82-80
02.04.95 Fullerton, Calif.* L 53-69
01.18.96 Fullerton, Calif.* W 64-61
02.17.96 at Las Vegas, Nev.* L 59-68
12.28.13 at Las Vegas, Nev. L 64-83
11.19.16 at Las Vegas, Nev. L 77-68

Total Points: 2,911-3,369
Longest Winning Streak: 2
Longest Losing Streak: 15
Current Streak: Lost 3
Biggest Win: 21 (02.27.61)
Biggest Loss: 34 (03.06.87)
U.S. INTERNATIONAL

Overall: 4-6 (H: 2-2 A: 1-2 N: 1-2)
12.27.60 Anaheim, Calif. (H - AHS) L 54-69
02.25.61 at Pomona, Calif. L 64-68
12.28.61 Las Vegas, Nev. W 47-37
02.16.62 at San Diego, Calif.W 73-63
02.19.63 Fullerton, Calif. (FJC) W85-62
02.25.64 at San Diego, Calif. L 65-77
12.05.64 at Redlands, Calif. L 47-64
01.15.65 Fullerton, Calif. (FJC)L 67-75
02.12.65 at San Diego, Calif. L 32-91
12.11.85 Fullerton, Calif. W 117-94

Total Points: 651-700
Longest Winning Streak: 3
Longest Losing Streak: 4
Current Streak: Won 1
Biggest Win: 23 (Twice: 1962-63 & 12.11.85)
Biggest Loss: 59 (02.12.65)

USC
Overall: 0-7 (H: 0-0 A: 0-7 N: 0-0)
Overtime: 0-1 (A: 0-1... Last: 2003)
12.11.02 at Los Angeles, Calif. L 63-78
12.09.03 at Los Angeles, Calif. L 90-96 (ot)
11.24.10 at Los Angeles, Calif. L 54-81
11.19.13 at Los Angeles, Calif. L 62-76
11.25.14 at Los Angeles, Calif. L 49-53
11.10.17 at Los Angeles, Calif. L 84-42
12.07.22 at Los Angeles, Calif. L 50-64

Total Points: 410-532
Longest Winning Streak: None
Longest Losing Streak: 7
Current Streak: Lost 7
Biggest Loss: 27 (11.24.10)

USC UPSTATE
Overall: 0-1 (H: 0-0 A: 0-1 N: 0-0)
11.28.14 at Spartanburg, SC. L 64-79

Total Points: 64-79
Longest Winning Streak: None

Longest Losing Streak: 1
Current Streak: Lost 1

SAN DIEGO USMC DEPOT

Overall: 0-2 (H: 0-0 A: 0-0 N: 0-0)
12.02.61 Fullerton, Calif. (FJC) L 73-90
1964-65 at San Diego, Calif. L 67-87

Total Points: 140-177
Longest Winning Streak: None
Longest Losing Streak: 2
Current Streak: Lost 2
Biggest Loss: 20 (1964-65)

UTAH

Overall: 3-9 (H: 1-2 A: 2-6 N: 0-1)
12.23.78 at Salt Lake City, UtahL 76-83
12.07.79 at Salt Lake City, Utah(F) L 53-65
12.28.80 at Portland, Ore. L 70-76
11.30.85 at Salt Lake City, Utah L 66-80
12.19.87 Fullerton, Calif. W 67-43
12.01.88 at Salt Lake City, UtahW 59-57
12.18.93 Fullerton, Calif. L 73-76
12.27.94 at Salt Lake City, Utah L 63-84
12.27.95 at Salt Lake City, Utah L58-108
11.30.96 Fullerton, Calif. L 67-74
11.15.97 at Salt Lake City, UtahL 59-87
12.07.11 at Salt Lake City, UtahW 81-50

Total Points: 792-883
Longest Winning Streak: 2
Longest Losing Streak: 5
Current Streak: Won 1
Biggest Win: 31 (12.07.11)
Biggest Loss: 40 (12.27.95)

UTAH STATE

Overall: 17-40 (H: 14-9 A: 2-25 N: 1-6)
PCAA/Big West Conference:
16-34 (H: 14-9 A: 2-23 N: 0-2)

PCAA/Big West Tournament:
1-4 (Last: 2005)
Long Beach Arena: 1-0
Lawlor Events Center: 0-1
Anaheim Convention Center: 0-3

Overtime:
2-3 (H: 1-0 A: 0-2 N: 1-1... Last: 2003)
Double Overtime: 0-1 (A: 0-1... Last: 1987)

12.23.72 at Logan, Utah L 60-115
02.01.79 at Logan, Utah* L 70-85
02.10.79 Fullerton, Calif.* L 64-66
01.31.80 at Logan, Utah* W 96-88
02.09.80 at Anaheim, Calif.* L 67-69
01.24.81 at Anaheim, Calif.* L 67-68
02.19.81 at Logan, Utah* L 73-77
02.06.82 at Logan, Utah* W 72-68
02.13.82 Fullerton, Calif.* W 66-63
02.17.83 at Logan, Utah* L 59-67
02.26.83 Fullerton, Calif.* W 75-71
01.05.84 Fullerton, Calif.* W 82-65
02.04.84 at Logan, Utah* L 66-71
01.12.85 Fullerton, Calif.* W 73-72
02.14.85 at Logan, Utah* L 63-73
01.09.86 at Logan, Utah* L 76-82 (ot)

02.13.86 Fullerton, Calif.* L 68-74
01.22.87 at Logan, Utah* L95-96 (2ot)
02.19.87 Fullerton, Calif.* W 94-71
01.21.88 at Logan, Utah* L 72-75
02.20.88 Fullerton, Calif.* W 80-77
01.21.89 Fullerton, Calif.* W 96-87
02.16.89 at Logan, Utah* L 80-90
03.09.89 at Long Beach, Calif.#W87-86 (ot)
01.06.90 at Logan, Utah* L 82-83 (ot)
02.03.90 Fullerton, Calif.* W 88-77
01.07.91 Fullerton, Calif.* W 93-91
01.31.91 at Logan, Utah* L 63-74
01.11.92 at Logan, Utah* L 72-89
02.06.92 Fullerton, Calif.* W111-99 (ot)
01.09.93 Fullerton, Calif.* W 91-71
02.04.93 at Logan, Utah* L 61-86
01.15.94 at Logan, Utah* L 50-59
02.12.94 Fullerton, Calif.* L 52-59
01.14.95 Fullerton, Calif.* L 73-84
02.11.95 at Logan, Utah* L 71-103
01.25.96 at Logan, Utah* L 49-73
02.24.96 Fullerton, Calif.* L 53-66
01.23.97 Fullerton, Calif.* L 80-91
02.07.98 at Logan, Utah* L 44-69
03.07.98 at Reno, Nev.# L 56-65
02.04.99 Fullerton, Calif.* W 88-78
01.13.00 at Logan, Utah* L 70-82
02.01.01 Fullerton, Calif.* L 52-76
02.10.01 at Logan, Utah* L 46-58
03.08.01 at Anaheim, Calif.# L 43-74
01.19.02 Fullerton, Calif.* W 65-51
02.14.02 at Logan, Utah* L 45-60

01.25.03 at Logan, Utah* L 60-61
02.20.03 Fullerton, Calif.* L 41-62
03.13.03 at Anaheim, Calif.# L83-89 (ot)
01.22.04 Fullerton, Calif.* L 49-57
02.21.04 at Logan, Utah* L 61-87
01.20.05 at Logan, Utah* L 60-84
02.19.05 Fullerton, Calif.* W 64-60
03.11.05 at Anaheim, Calif.# L 77-84
12.22.09 at Logan, Utah L 60-83

Total Points: 3,954-4,341
Longest Winning Streak: 2 (Five Times)
Longest Losing Streak: 10
Current Streak: Lost 2
Biggest Win: 23 (02.19.87)
Biggest Loss: 55 (12.23.72)

UTAH TECH

Overall: 0-1 (H: 0-0 A: 0-0 N: 0-1)
11.26.22 Grand Forks, ND L 60-66

Total Points: 60-66
Longest Losing Streak: 1
Current Streak: Lost 1
Biggest Loss: 6 (11.26.22)

UTAH VALLEY

Overall: 1-1 (H: 1-0 A: 0-1 N: 0-0)
12.09.17 Fullerton, Calif. W 91-83
12.30.17 at Ogden, Utah L 87-78

Total Points: 169-170

MOST COMBINED POINTS

Table with 3 columns: POINTS, RESULT, LOCATION, DATE. Lists top 200 combined points games.

TOURNAMENT KEY

* denotes PCAA/Big West Conference game
^ denotes CCAA Conference game
! denotes NCAA Tournament
@ National Invitational Tournament (various sites)
\$ CollegeInsider.com Tournament
PCAA/Big West Conference Tournament
(F) game later declared a win by forfeit
% denotes NAIA National Tournament game
& denotes NAIA District 3 Playoff game
(FJC) denotes game played at Fullerton JC
(AHS) denotes game played at Anaheim HS
(VPH) denotes game played at Villa Park HS
(SAC) denotes game played at Santa Ana College



ALL-TIME SERIES GAME-BY-GAME

Longest Winning Streak: 1
Longest Losing Streak: 1
Current Streak: Lost 1
Biggest Loss: 9 (12.30.17)
Biggest Win: 8 (12.09.17)

VALPARAISO

Overall: 0-1 (H: 0-0 A: 0-1 N: 0-0)
12.22.00 at Valparaiso, Ind. L 52-65

Total Points: 52-65
Longest Winning Streak: None
Longest Losing Streak: 1
Current Streak: Lost 1
Biggest Loss: 13 (12.22.00)

VANGUARD UNIVERSITY

Overall: 2-0 (H: 2-0 A: 0-0 N: 0-0)
12.04.65 Fullerton, Calif. W 106-75
01.09.68 Fullerton, Calif. W 96-67

Total Points: 202-142
Longest Winning Streak: 2
Longest Losing Streak: None
Current Streak: Won 2
Biggest Win: 31 (12.04.65)

VERMONT

Overall: 1-0 (H: 1-0 A: 0-0 N: 0-0)
11.13.22 Fullerton, Calif. W 94-85 (2OT)

Total Points: 94-85
Longest Winning Streak: 1
Longest Losing Streak: None
Current Streak: Won 1
Biggest Win: 9 (11.13.22)

WAKE FOREST

Overall: 0-2 (H: 0-0 A: 0-0 N: 0-2)
11.27.08 at Anaheim, Calif. L 69-75
11.16.18 at Conway, S.C. L 59-66

Total Points: 128-141
Longest Winning Streak: None
Longest Losing Streak: 2
Current Streak: Lost 2
Biggest Loss: 7 (11.16.18)

WASHINGTON

Overall: 1-3 (H: 1-0 A: 0-3 N: 0-0)
12.19.86 Fullerton, Calif. W 75-55
12.02.12 at Seattle, Wash. L 72-74
12.06.15 at Seattle, Wash. L 69-87
11.17.16 at Seattle, Wash. L 88-104
01.01.19 at Seattle, Wash. L 76-84

Total Points: 380-404
Longest Winning Streak: 1
Longest Losing Streak: 4
Current Streak: Lost 4
Biggest Win: 20 (12.19.86)
Biggest Loss: 18 (12.06.15)

WEBER STATE

Overall: 1-5 (H: 1-2 A: 0-2 N: 0-1)
CollegelInsider.com (Fullerton, Calif.: 2017)
01.30.63 at Ogden, Utah L 78-86
03.02.63 Fullerton, Calif. (FJC)W112-93
12.04.87 at Ogden, Utah L 77-81
12.22.88 Fullerton, Calif. L 77-88
12.21.09 at Logan, Utah L 71-82
03.16.17 Fullerton, Calif. L 80-76

Total Points: 415-430
Longest Winning Streak: 1
Longest Losing Streak: 3
Current Streak: Lost 3
Biggest Win: 19 (03.02.63)
Biggest Loss: 11 (Twice: 12.22.88 & 12.21.09)

WEST COAST BAPTIST

Overall: 1-0 (H: 1-0 A: 0-0 N: 0-0)
11.10.18 Fullerton, Calif. W 106-53

Total Points: 106-53
Longest Winning Streak: 1
Longest Losing Streak: None
Current Streak: Won 1
Biggest Win: 53 (11.10.18)

WEST TEXAS A&M

Overall: 1-0 (H: 1-0 A: 0-0 N: 0-0)
11.29.89 Fullerton, Calif. W 89-74

Total Points: 89-74
Longest Winning Streak: 1
Longest Losing Streak: None
Current Streak: Won 1
Biggest Win: 15 (11.29.89)

WESTCLIFF

Overall: 1-0 (H: 1-0 A: 0-0 N: 0-0)
11.22.22 Fullerton, Calif. W 78-57

Total Points: 78-57
Longest Winning Streak: 1
Longest Losing Streak: None
Current Streak: Won 1
Biggest Win: 21 (11.11.22)

WESTERN ILLINOIS

Overall: 1-0 (H: 1-0 A: 0-0 N: 0-0)
01.03.84 Fullerton, Calif. W 83-62

Total Points: 83-62
Longest Winning Streak: 1
Longest Losing Streak: None
Current Streak: Won 1
Biggest Win: 21 (01.03.84)

WESTERN WASHINGTON

Overall: 1-0 (H: 1-0 A: 0-0 N: 0-0)
12.14.66 Fullerton, Calif. W 62-53

Total Points: 62-53
Longest Winning Streak: 1
Longest Losing Streak: None
Current Streak: Won 1

Biggest Win: 9 (12.14.66)

WESTMINSTER COLLEGE (PA)

Overall: 0-1 (H: 0-0 A: 0-0 N: 0-1)
NAIA Nationals: 0-1 (H: 0-0 A: 0-0 N: 0-1)
03.15.62 Kansas City, Mo.% L 55-63

Total Points: 55-63
Longest Winning Streak: None
Longest Losing Streak: 1
Current Streak: Lost 1
Biggest Loss: 8 (03.15.62)

WESTMINSTER COLLEGE (UT)

Overall: 1-0 (H: 0-0 A: 1-0 N: 0-0)
01.31.63 at Salt Lake City, UtahW 85-82

Total Points: 85-82
Longest Winning Streak: 1
Longest Losing Streak: None
Current Streak: Won 1
Biggest Win: 3 (01.31.63)

WESTMONT

Overall: 4-2 (H: 0-2 A: 1-0 N: 3-0)
12.01.60 at Redlands, Calif. W 69-67
12.07.61 at Redlands, Calif. W 82-64
01.22.65 Fullerton, Calif. (FJC)L96-115
12.27.66 at Orange, Calif. W 90-88
11.30.73 Fullerton, Calif. L 63-75
02.09.74 at Santa Barbara, Calif.W 60-58

Total Points: 460-467
Longest Winning Streak: 2
Longest Losing Streak: 1 (Twice)
Current Streak: Won 1
Biggest Win: 18 (12.07.61)
Biggest Loss: 19 (01.22.65)

WHITTIER COLLEGE

Overall: 1-1 (H: 1-1 A: 0-0 N: 0-0)
12.21.68 Fullerton, Calif. L 75-82
12.09.71 Fullerton, Calif. W 100-80

Total Points: 175-162
Longest Winning Streak: 1
Longest Losing Streak: 1
Current Streak: Won 1
Biggest Win: 20 (12.21.68)
Biggest Loss: 7 (12.09.71)

WICHITA STATE

Overall: 0-4 (H: 0-0 A: 0-3 N: 0-1)
12.17.76 at Wichita, Kan. L 63-70
12.27.81 at Honolulu, Hawaii L 67-70
12.07.83 at Wichita, Kan. L 61-82
12.01.11 at Wichita, Kan. L 60-75

Total Points: 251-297

TOURNAMENT KEY

* denotes PCAA/Big West Conference game
^ denotes CCAA Conference game
! denotes NCAA Tournament
@ National Invitational Tournament (various sites)
\$ CollegelInsider.com Tournament
PCAA/Big West Conference Tournament

Longest Winning Streak: None
Longest Losing Streak: 4
Current Streak: Lost 4
Biggest Loss: 21 (12.07.83)

WILLIAM & MARY

Overall: 0-1 (H: 0-0 A: 0-0 N: 0-1)
12.09.77 at Provo, Utah L 62-67

Total Points: 62-67

Longest Winning Streak: None
Longest Losing Streak: 1
Current Streak: Lost 1
Biggest Loss: 5 (12.09.77)

WISCONSIN

Overall: 0-1 (H: 0-0 A: 0-0 N: 0-1)
NCAA Tournament: 0-1 (N: 0-1... Last: 2008)
03.20.08 at Omaha, Neb.! L 56-71

Total Points: 56-71
Longest Winning Streak: None
Longest Losing Streak: 1
Current Streak: Lost 1
Biggest Loss: 15 (03.20.08)

WISCONSIN-PARKSIDE

Overall: 2-1 (H: 2-1 A: 0-0 N: 0-0)
Overtime: 1-0 (H: 1-0... Last: 1977)
12.12.77 Fullerton, Calif. W65-59 (ot)
11.29.78 Fullerton, Calif. W 64-50
1.10.81 Fullerton, Calif. L 61-69

Total Points: 190-178
Longest Winning Streak: 2
Longest Losing Streak: 1
Current Streak: Lost 1
Biggest Win: 14 (11.29.78)
Biggest Loss: 8 (01.10.81)

WRIGHT STATE

Overall: 1-2 (H: 0-1 A: 1-1 N: 0-0)
02.17.07 at Dayton, Ohio L 62-77
12.22.07 Fullerton, Calif. L 80-84
11.27.14 at Spartanburg, SCW 67-62

Total Points: 209-161
Longest Winning Streak: 1
Longest Losing Streak: 2
Current Streak: Lost 2
Biggest Loss: 15 (2.17.07)

WYOMING

Overall: 1-6 (H: 0-2 A: 1-2 N: 0-1)
12.09.69 Fullerton, Calif. L 68-88
12.30.89 at Casper, Wyo. L 51-69
12.04.93 at Laramie, Wyo. L 62-80
12.09.00 Fullerton, Calif. L 61-78

(F) game later declared a win by forfeit
% denotes NAIA National Tournament game
& denotes NAIA District 3 Playoff game
(FJC) denotes game played at Fullerton JC
(AHS) denotes game played at Anaheim HS
(VPH) denotes game played at Villa Park HS
(SAC) denotes game played at Santa Ana College



ALL-TIME SERIES GAME-BY-GAME

<u>12.01.01 at Laramie, Wyo.</u>	<u>L</u>	<u>71-86</u>
<u>11.13.19 at Laramie, Wyo.</u>	<u>W</u>	<u>60-53</u>
<u>11.29.21 Fullerton, Calif.</u>	<u>L</u>	<u>79-66</u>

Longest Winning Streak: 1

Longest Losing Streak: 5

Current Streak: Loss 1

Biggest Loss: 20 (1969-70)

Biggest Win: 7 (11.13.19)



RECORD VS. CONFERENCES

AMERICA EAST

(H: 1-0, A: 0-0, N: 0-0)
Vermont.....1.....0.....2022-23
TOTAL.....1.....0.....(1.00)

AMERICAN ATHLETIC

(H: 0-1, A: 0-3, N: 0-1)
Connecticut.....0.....1.....1974-75
Houston.....0.....2.....1992-93
Southern Methodist (SMU).....1.....1973-74
Tulsa.....1.....4.....2013-14
UCF.....0.....1.....2018-19
TOTAL.....1.....9.....(1.00)

ATLANTIC COAST [ACC]

(H: 0-1, N: 0-3)
Miami.....0.....1.....2013-14
Pittsburgh.....0.....1.....1979-80
Wake Forest.....0.....2.....2018-19
TOTAL.....0.....4.....(0.00)

ATLANTIC SUN

(N: 1-0)
Stetson.....1.....0.....1961-62
USC Upstate.....0.....1.....2014-15
TOTAL.....1.....1.....(5.00)

ATLANTIC 10

(H: 1-0, A: 1-1, N: 1-2)
LaSalle.....1.....0.....1978-79
Richmond.....1.....1.....1979-80
St. Joseph's.....0.....1.....1981-82
Saint Louis.....0.....1.....1998-99
George Washington.....1.....0.....2021-22
TOTAL.....3.....3.....(4.00)

BIG EAST

(H: 2-1, A: 0-5)
Butler.....1.....1.....1991-92
Creighton.....1.....2.....1979-80
Georgetown.....0.....1.....2004-05
Marquette.....0.....1.....2013-14
Providence.....0.....1.....1974-75
TOTAL.....2.....6.....(2.50)

BIG SKY

(H: 32-13, A: 13-32, N: 3-3)
Eastern Washington.....4.....2.....2012-13
Idaho.....6.....8.....2004-05
Idaho State.....4.....5.....2012-13
Montana.....3.....8.....2010-11
Montana State.....4.....4.....2013-14
Northern Arizona.....6.....4.....2021-22
Portland State.....6.....4.....2016-17
Sacramento State.....9.....10.....2023-24
Southern Utah.....7.....0.....2015-16
Weber State.....1.....5.....2016-17
TOTAL.....50.....49.....(5.05)

BIG TEN

(A: 0-6, N: 0-3)
Michigan State.....0.....4.....1981-82
Nebraska.....0.....3.....2023-24
Purdue.....0.....1.....2017-18
Wisconsin.....0.....1.....2007-08
TOTAL.....0.....8.....(1.00)

BIG 12

(H: 1-1, A: 1-7, N: 1-0)
Baylor.....0.....2.....2001-02
Kansas State.....0.....3.....2005-06
Oklahoma State.....1.....1.....1972-73
Texas Christian (TCU).....1.....0.....1986-87
Texas Tech.....1.....1.....1986-87
UCF.....0.....1.....2023-24
TOTAL.....3.....8.....(2.73)

COLONIAL [CAA]

(H: 1-1, A: 0-1 N: 0-2)
College of Charleston.....0.....1.....2013-14
Hofstra.....0.....2.....2019-20
Northeastern.....1.....0.....1988-89
William & Mary.....0.....1.....1977-78
TOTAL.....1.....3.....(2.50)

CONFERENCE USA

(H: 5-1, A: 3-8, N: 2-1)
Charlotte.....1.....0.....2008-09
Florida Int'l (FIU).....2.....0.....2014-15
Middle Tennessee State.....0.....1989-90
North Texas.....2.....4.....1999-00
Rice.....1.....0.....1976-77
Texas-San Antonio.....3.....2.....2006-07
TOTAL.....9.....6.....(6.25)

HORIZON LEAGUE

(H: 0-1 A: 0-3 N: 1-0)
Green Bay.....1.....1.....2012-13
Valparaiso.....0.....1.....2000-01
Wright State.....1.....2.....2014-15
TOTAL.....2.....4.....(3.33)

IVY LEAGUE

(H: 4-0, N: 0-2)
Brown.....2.....0.....1996-97
Columbia.....1.....0.....1996-97
Cornell.....0.....1.....2023-24
Harvard.....1.....0.....2017-18
Princeton.....0.....1.....1980-81
TOTAL.....4.....2.....(6.67)

METRO ATLANTIC [MAAC]

(N: 2-0)
Monmouth.....1.....0.....2018-19
Niagara.....1.....0.....1982-83
TOTAL.....2.....0.....(1.00)

MID-AMERICAN

(H: 2-0, A: 0-3, N: 1-1)
Central Michigan (Western Div.).....2.....2.....2010-11
Northern Illinois (Western Div.).....0.....1.....1971-72
Ohio (Eastern Div.).....1.....0.....1979-80
Toledo (Western Div.).....0.....1.....1969-70
TOTAL.....3.....4.....(4.29)

MID-EASTERN ATHLETIC [MEAC]

(H: 3-0)
Bethune-Cookman.....1.....0.....2006-07
Howard.....1.....0.....1983-84
Norfolk State.....1.....0.....1997-98
TOTAL.....3.....0.....(1.00)

MISSOURI VALLEY

(H: 1-2, A: 1-8, N: 2-2)
Bradley.....1.....0.....1981-82
Drake.....1.....2.....1992-93
Evansville.....0.....1.....1981-82
Illinois State.....0.....1.....1977-78
Loyola Chicago.....1.....1.....1997-98
Northern Iowa.....1.....1.....1993-94
Southern Illinois.....0.....1.....1971-72
Wichita State.....0.....4.....2011-12
TOTAL.....4.....11.....(2.67)

MOUNTAIN WEST

(H: 60-50 A: 25-109 N: 10-22)
Boise State.....4.....9.....2023-24
Colorado State.....2.....5.....1993-94
Fresno State.....22.....29.....1991-92
Nevada.....6.....12.....2015-16
New Mexico.....1.....1.....2014-15
San Diego State.....10.....24.....2023-24
San Jose State.....27.....26.....2021-22
UNLV.....7.....34.....2016-17
Utah State.....17.....40.....2009-10
Wyoming.....1.....6.....2021-22
TOTAL.....97.....186.....(3.43)

OHIO VALLEY [OVC]

(H: 3-0 A: 1-2 N: 2-1)
Eastern Illinois.....1.....1.....1992-93
Eastern Kentucky.....1.....1.....2000-01
Jacksonville State.....0.....1.....2016-17
Morehead State.....0.....1.....2009-10
SIU Edwardsville.....2.....0.....2011-12
SEMO.....1.....0.....2019-20
TOTAL.....5.....4.....(5.00)

PAC 12

(H: 2-2 A: 6-39 N: 0-3)
Arizona.....1.....4.....2010-11
Arizona State.....0.....3.....2018-19
California.....0.....2.....2017-18

Colorado.....0.....1.....1993-94
Oregon.....0.....3.....1980-81
Oregon State.....1.....2.....2015-16
Stanford.....0.....2.....2019-20
UCLA.....2.....10.....2019-20
USC.....0.....7.....2022-23
Utah.....3.....9.....2011-12
Washington.....1.....4.....2018-19
TOTAL.....8.....46.....(1.48)

PATRIOT LEAGUE

(N: 1-0)
Colgate.....1.....0.....2004-05
TOTAL.....1.....0.....(1.00)

SOUTHEASTERN [SEC]

(A: 0-2 N: 0-2)
Arkansas.....0.....1.....1977-78
Auburn.....0.....1.....1982-83
Georgia.....0.....1.....2017-18
Louisiana State (LSU).....0.....1.....2008-09
Missouri.....0.....1.....1968-69
TOTAL.....0.....5.....(0.00)

SOUTHERN (N: 1-1)

Furman (South Div.).....1.....0.....2007-08
Samford (North Div.).....0.....1.....2004-05
TOTAL.....1.....1.....(5.00)

SOUTHLAND

(H: 1-1, A: 1-4, N: 2-3)
Central Arkansas.....0.....1.....2009-10
Houston Baptist.....0.....1.....2011-12
Lamar.....1.....1.....1990-91
McNeese State.....1.....0.....1983-84
New Orleans.....0.....2.....1988-89
Nicholls State.....1.....0.....2011-12
Stephen F. Austin.....0.....1.....2009-10
Texas A&M-Corpus Christi.....1.....1.....2014-15
TOTAL.....5.....7.....(4.17)

SOUTHWESTERN ATHLETIC [SWAC]

(H: 3-0 A: 1-0 N: 2-2)
Alabama State.....0.....1.....2016-17
Grambling State.....1.....1.....1981-82
Jackson State.....1.....0.....1979-80
Mississippi Valley State.....1.....0.....1990-91
Southern.....1.....0.....1975-76
Texas Southern.....2.....0.....2013-14
TOTAL.....6.....2.....(7.50)

SUMMIT LEAGUE

(H: 3-1 A: 1-3)
Denver.....1.....1.....2004-05
Nebraska-Omaha.....0.....2.....2016-17
North Dakota.....1.....1.....2023-24
Oral Roberts.....0.....1.....1970-71
South Dakota State.....2.....0.....2005-06



RECORD VS. CONFERENCES

Western Illinois 1 0 1983-84
TOTAL 5 4 (.556)

SUN BELT

(H: 2-1, A: 5-3, N: 4-3)

Arkansas-Little Rock... 0 1 2002-03
Louisiana-Lafayette ... 3 0 2011-12
South Alabama 1 0 1976-77
Southern Miss 1 0 2023-24
Texas-Arlington 2 1 1994-95
Texas State 0 1 2008-09
TOTAL 11 7 (.611)

WEST COAST

(H: 64-36 A: 41-70 N: 7-10)

Brigham Young (BYU) 3 4 2019-20
Gonzaga 0 2 1996-97
Loyola Marymount (LMU) 14 15 2019-20
Pacific 42... 49 2023-24
Pepperdine 13... 12 2023-24
Portland 10 7 2018-19
Saint Mary's 5 7 2018-19
San Diego 20... 12 2021-22
San Francisco 4 7 2019-20
Santa Clara 1 4 2021-22
TOTAL 111 118 (.485)

WESTERN ATHLETIC

(H: 13-15, A: 10-19, N: 3-0)

CSU Bakersfield 13 7 2018-19
Chicago State 1 0 2005-06
Grand Canyon 1 0 1960-61
New Mexico State 8 24 2009-10
Seattle 2 3 2022-23
Southern Utah 0 1 2022-23
Utah Tech 0 1 2022-23
Utah Valley 1 1 2017-18
UT-Rio Grande Valley .. 0 1 2021-22
TOTAL 26... 37 (.413)

DIVISION II OPPONENTS

Azusa Pacific 3 0 1976-77
Bethesda 2 0 2017-18
BYU-Hawaii 1 0 1985-86
Cal Poly Pomona 17... 16 1983-84
Cal St. Dominguez Hills 3 0 2015-16
Cal State East Bay 5 0 2015-16
Cal State Los Angeles 10... 15 2007-08
Cal State Stanislaus 4 1 1970-71
Caltech 1 0 2016-17
Chico State 0 1 1960-61
Edinboro University ... 0 1 1968-69
Hawaii Pacific 0 1 1985-86
Humboldt State 3 0 1975-76
McMurray University .. 1 0 1969-70
Montana State-Billings 1 0 1978-79
Northern Michigan 0 1 1969-70
Point Loma Nazarene. 1 0 2001-02
Quincy University 1 0 1998-99
San Francisco State 0 2 1972-73

Seattle Pacific 3 0 1966-67
Simon Fraser (Canada) 0 1 1999-00
Sonoma State 1 0 1988-89
UC San Diego 1 1 1967-68
West Texas A&M 1 0 1989-90
Western Washington .. 1 0 1966-67
Wisconsin-Parkside 2 1 1980-81
TOTAL 57... 41 (.582)

DIVISION III OPPONENTS

Aurora College 1 0 1977-78
Cal Lutheran 2 1 2018-19
Cal Tech 1 0 1960-61
Calvin College 1 0 1961-62
Centenary 1 0 1983-84
Chapman 28... 14 1992-93
Claremont-Mudd 1 0 1965-66
College of Notre Dame 1 0 2000-01
La Sierra 1 0 2023-24
La Verne 4 0 2011-12
Lewis & Clark College. 1 0 1961-62
MacAlester College 1 0 1966-67
MacMurray College 1 0 1978-79
Occidental 7 0 2010-11
Redlands 10 5 2021-22
Westminster College (PA) 0 1 1961-62
Whittier College 1 1 1971-72
TOTAL 59... 22 (.728)

NAIA OPPONENTS

Biola 1 0 1973-74
Cal Maritime 1 0 2006-07
Concordia (CA) 1 0 1993-94
Graceland University .. 1 0 1966-67
Hastings College 0 1 1966-67
Hope International 6 0 2012-13
Lewis-Clark State Col. 1 0 1997-98
Life Pacific 1 0 2021-22
Loyola University (LA) 0 1 1974-75
Oklahoma Baptist 1 0 1993-94
Patten University 1 0 1999-00
San Diego Christian Col. 2 0 2023-24
Spring Arbor Univ 1 0 1981-82
Vanguard University .. 2 0 1967-68
Westcliff University 1 0 2022-23
Westminster College (UT) 1 0 1962-63
Westmont 4 2 1973-74
TOTAL 25... 4 (.862)

OTHERS

Luke AFB 1 0 1960-61
Morris Brown 1 0 2002-03
O.C. All-Stars 1 0 1969-70
Pasadena College 2 2 1963-64
Pasadena Nazarene 1 0 1965-66
Phib Pac 1 1 1963-64
San Diego Marines 2 0 1962-63
San Diego Navy 1 0 1967-68
Stanton 1 0 2023-24

Tahoe Paradise College 2 0 1968-69
U.S. International Univ. 4 6 1985-86
USMC Depot 0 2 1964-65
West Coast Baptist 1 0 2018-19
TOTAL 18... 11 (.621)



CONFERENCE CHAMPIONSHIP HISTORY

YEAR-BY-YEAR RESULTS

YEAR	SEED	OPPONENT	RESULT	ROUND	YEAR	SEED	OPPONENT	RESULT	ROUND	YEAR	SEED	OPPONENT	RESULT	ROUND
1976	1	(4) at Pacific	L, 72-64	Semifinals	1999	W4	(E1) Boise State	L, 77-60	First	2023	4	Hawaii	W, 62-60	Quarterfinals
1977	4	(5) vs. Pacific	W, 79-68	First	2001	7	(2) Utah State	L, 74-43	First	4	UC Irvine	W, 83-80	Semifinals	
	4	(1) Long Beach State	L, 65-64*	Semifinals	2003	6	(3) Utah State	L, 89-83*	First	4	UC Santa Barbara	L, 72-62	Championship	
1978	3	(6) San Jose State	W, 88-78	First	2004	7	(6) Cal State Northridge	L, 80-70	First					
	3	(2) San Diego State	W, 64-50	Semifinals	2005	3	(7) UC Santa Barbara	W, 66-55	Quarterfinals					
	3	(5) Long Beach State	W, 64-53	Championship	3	(2) Utah State	L, 84-77	Semifinals						
1979	4	(5) Long Beach State	L, 79-70	First	2006	6	(7) Cal State Northridge	W, 73-63	First Round					
1980	6	(3) Pacific	L, 70-58	First	6	(3) Long Beach State	L, 94-91	Quarterfinals						
1981	7	(2) San Jose State	L, 63-54	First	2007	3	(7) Pacific	W, 100-92**	Quarterfinals					
1982	3	(6) Pacific	W, 64-52	First	3	(2) Cal Poly	L, 81-56	Semifinals						
	3	(2) UC Irvine	W, 62-61	Semifinals	2008	3	(7) UC Riverside	W, 81-69	Quarterfinals					
	3	(1) Fresno State	L, 69-57	Championship	3	(2) Cal State Northridge	W, 83-68	Semifinals						
1983	2	(7) Long Beach State	L, 61-59	First	3	(5) UC Irvine	W, 81-66	Championship						
1984	6	(3) Fresno State	L, 53-51	First	2009	7	(6) UC Riverside	W, 59-46	First					
1985	3	(6) UC Irvine	W, 79-68	First	7	(4) UC Santa Barbara	L, 73-64	Quarterfinals						
	3	(2) Fresno State	W, 56-54	Semifinals	2010	5	(8) Cal State Northridge	W, 84-76	First					
	3	(1) UNLV	L, 79-61	Championship	5	(4) UC Davis	L, 68-65	Quarterfinals						
1986	7	(2) UC Irvine	W, 66-58	First	2011	6	(3) Cal State Northridge	L, 75-54	First					
	7	(1) UNLV	L, 75-65	Semifinals	2012	2	(7) UC Irvine	L, 65-59	First					
1987	5	(4) UC Irvine	W, 97-81	First	2013	8	(1) Long Beach State	L, 75-66	First					
	5	(1) UNLV	L, 99-65	Semifinals	2014	6	(3) Long Beach State	L, 66-56	Quarterfinals					
1988	8	(9) Fresno State	W, 73-59	First	2016	8	(1) Hawai'i	L, 75-44	Quarterfinals					
	8	(1) UNLV	L, 61-56	Second	2017	3	(6) CSUN	W, 81-68	Quarterfinals					
1989	4	(5) Utah State	W, 87-86*	Second	3	(2) UC Davis	L, 66-64 (OT)	Semifinals						
	4	(1) UNLV	L, 99-83	Semifinals	2018	4	(5) Long Beach State	W, 76-74	Quarterfinals					
1990	7	(10) UC Irvine	W, 82-63	First	4	(1) UC Davis	W, 55-52	Semifinals						
	7	(2) UNLV	L, 115-93	Second	4	(2) UC Irvine	W, 71-55	Championship						
1991	6	(3) Pacific	L, 74-67	First	2019	3	(6) UC Davis	W, 75-71 (OT)	Quarterfinals					
1992	6	(3) Long Beach State	L, 77-71	First	3	(2) UC Santa Barbara	W, 64-58	Semifinals						
1993	5	(4) Long Beach State	L, 80-68	First	3	(1) UC Irvine	L, 92-64	Championship						
1994	8	(9) Nevada	L, 68-64	First	2020	7	(2) CSUN	--	Quarterfinals					
1995	9	(8) UC Irvine	L, 76-69	First	Tournament canceled prior to start due to COVID-19									
1997	W4	(E1) Nevada	L, 80-55	First	2021	7	(10) Cal Poly	L, 87-82	First					
1998	W2	(E3) Boise State	W, 89-82	First	2022	2	(6) UC Davis	W, 73-55	Quarterfinals					
	W2	(E1) Utah State	L, 65-56	Semifinals	2	(3) Hawai'i	W, 58-46	Semifinals						
					2	(1) Long Beach State	W, 72-71	Championship						



TEAM-BY-TEAM CONFERENCE CHAMPIONSHIP HISTORY

BOISE STATE (1-1)

Year	Seeds	Result	Round	Site
1998	W2/E3	W, 89-82	First	Lawlor Events Center
1999	W4/E1	L, 77-60	First	Lawlor Events Center

CAL POLY (0-2)

Year	Seeds	Result	Round	Site
2007	3/2	L, 81-56	Semifinals	Anaheim Convention Center
2021	7/10	L, 87-82	First	Michelob Ultra Arena

CSUN(3-2)

Year	Seeds	Result	Round	Site
2004	7/6	L, 80-70	First	Anaheim Convention Center
2006	6/7	W, 73-63	First	Anaheim Convention Center
2008	3/2	W, 83-68	Semifinals	Anaheim Convention Center
2010	5/8	W, 84-76	First	Anaheim Convention Center
2011	6/3	L, 75-54	First	Honda Center
2017	3/6	W, 81-68	Quarterfinals	Honda Center

FRESNO STATE (2-2)

Year	Seeds	Result	Round	Site
1982	3/1	L, 69-57	Championship	Anaheim Convention Center
1984	6/3	L, 53-51	First	Great Western Forum
1985	3/2	W, 56-54	Semifinals	Great Western Forum
1988	8/9	W, 73-59	First	Great Western Forum

HAWAII (1-1)

Year	Seeds	Result	Round	Site
2016	8/1	L, 75-44	Quarterfinal	Honda Center
2023	4/5	W, 62-60*	Quarterfinal	Dollar Loan Center

LONG BEACH STATE (2-8)

Year	Seeds	Result	Round	Site
1977	4/1	L, 65-64*	Semifinals	Anaheim Convention Center
1978	3/5	W, 64-53	Championship	Anaheim Convention Center
1979	4/5	L, 79-70	First	Anaheim Convention Center
1983	7/2	L, 61-59	First	Great Western Forum
1992	6/3	L, 77-71	First	Long Beach Arena
1993	5/4	L, 80-68	First	Long Beach Arena
2006	6/3	L, 94-91	Quarterfinals	Anaheim Convention Center
2013	8/1	L, 75-66	First	Honda Center
2014	6/3	L, 66-56	Quarterfinals	Honda Center
2018	6/8	W, 76-74	Quarterfinals	Honda Center

NEVADA (0-2)

Year	Seeds	Result	Round	Site
1994	8/9	L, 68-64	First	Thomas & Mack Center
1997	W4/E1	L, 80-55	First	Lawlor Events Center

PACIFIC (3-3)

Year	Seeds	Result	Round	Site
1976	1/4	L, 72-64	Semifinals	Stockton Civic Auditorium
1977	4/5	W, 79-68	First	Titan Gym
1980	6/3	L, 70-58	First	Anaheim Convention Center
1982	3/6	W, 64-52	First	Anaheim Convention Center
1991	6/3	L, 74-67	First	Long Beach Arena
2007	3/7	W, 100-92**	Quarterfinals	Anaheim Convention Center

SAN DIEGO STATE (1-0)

Year	Seeds	Result	Round	Site
1978	3/2	W, 64-50	Semifinals	Anaheim Convention Center

SAN JOSE STATE (1-1)

Year	Seeds	Result	Round	Site
1978	3/6	W, 88-78	First	Anaheim Convention Center
1981	7/2	L, 63-54	First	Anaheim Convention Center

UC DAVIS (2-2)

Year	Seeds	Result	Round	Site
2010	5/4	L, 68-65	Quarterfinal	Anaheim Convention Center
2017	3/2	L, 66-64	Semifinal	Honda Center
2018	3/9	W, 55-52	Semifinal	Honda Center
2019	3/14	W, 75-71	Quarterfinal	Honda Center

UC IRVINE (7-3)

Year	Seeds	Result	Round	Site
1982	3/2	W, 62-61	Semifinals	Anaheim Convention Center
1985	3/6	W, 79-68	First	Great Western Forum
1986	7/2	W, 66-58	First	Great Western Forum
1987	5/4	W, 97-81	First	Great Western Forum
1990	7/10	W, 82-63	First	Long Beach Arena
1995	9/8	L, 76-69	First	Thomas & Mack Center
2008	3/5	W, 81-66	Championship	Anaheim Convention Center
2012	2/7	L, 65-59	First	Honda Center
2018	4/2	W, 71-55	Championship	Honda Center
2019	3/1	L, 92-64	Championship	Honda Center
2023	4/1	W, 83-80	Semifinals	Dollar Loan Center

UC RIVERSIDE (2-0)

Year	Seeds	Result	Round	Site
2008	3/7	W, 81-69	Quarterfinals	Anaheim Convention Center
2009	7/6	W, 59-46	First	Anaheim Convention Center

UC SANTA BARBARA (2-1)

Year	Seeds	Result	Round	Site
2005	3/7	W, 66-55	Quarterfinals	Anaheim Convention Center
2009	7/4	L, 73-64	Quarterfinals	Anaheim Convention Center
2019	3/2	W, 64-58	Semifinals	Honda Center
2023	4/2	L, 72-62	Championship	Dollar Loan Center

UNLV (0-6)

Year	Seeds	Result	Round	Site
1985	3/1	L, 79-61	Championship	Great Western Forum
1986	7/1	L, 75-65	Semifinals	Great Western Forum
1987	5/1	L, 99-65	Semifinals	Great Western Forum
1988	8/1	L, 61-56	Second	Great Western Forum
1989	4/1	L, 99-83	Semifinals	Long Beach Arena
1990	7/2	L, 115-93	Second	Long Beach Arena

UTAH STATE (1-4)

Year	Seeds	Result	Round	Site
1989	4/5	W, 87-86*	Second	Long Beach Arena
1998	W2/E1	L, 65-56	Semifinals	Lawlor Events Center
2001	7/2	L, 74-43	First	Anaheim Convention Center
2003	6/3	L, 89-83*	First	Anaheim Convention Center
2005	3/2	L, 84-77	Semifinals	Anaheim Convention Center

* denotes number of overtimes

seeds listed in order of Cal State Fullerton/opponent

CONFERENCE CHAMPIONSHIP HISTORY - MISCELLANEOUS RECORDS

Years.....	43
Overall.....	30-39 (.435)
Current Streak.....	Lost 1
Overtime.....	2-2 (Won 2)
Double Overtime.....	1-0 (Won 1)

BY ROUND

First Round.....	12-19 (Lost 3)
Second Round.....	1-2 (Lost 1)
Quarterfinals.....	6-5 (Won 4)
Semifinals.....	7-9 (Won 3)
Championship.....	3-4 (Lost 1)

BY SITE/ARENA

Civic Auditorium (Stockton, Calif. - 1976).....	0-1 (Lost 1)
Titan Gym (Fullerton, Calif. - 1977).....	1-0 (Won 1)
Anaheim Convention Center (Anaheim, Calif. - 1977-82, 2001-10).....	13-13 (Lost 1)
Great Western Forum (Inglewood, Calif. - 1983-88).....	5-6 (Lost 1)
Long Beach Arena (Long Beach, Calif. - 1989-93).....	2-5 (Lost 4)
Thomas & Mack Center (Las Vegas, Nev. - 1994-95).....	0-2 (Lost 2)
Lawlor Events Center (Reno, Nev. - 1996-00).....	1-3 (Lost 2)
Honda Center (Anaheim, Calif. - 2011 to 2019).....	6-3 (Lost 1)
Dollar Loan Center (Las Vegas, Nev. - 2021 to Present).....	1-2 (Lost 1)

RECORD BY SEED*

SEED	RECORD	TIMES.....	LAST TIME/RESULT
1	0-1	1.....	0-1, Semifinals, 1976
2	0-2	2.....	0-1, First Round, 2012
3	15-6	8.....	2-1, Runners-Up, 2019
4	7-4	5.....	2-1, Runners-Up, 2023
5	2-3	3.....	1-1, Quarterfinals, 2010
6	1-8	8.....	0-1, Quarterfinals, 2014
7	3-7	8.....	0-1, First-, 2021
8	1-4	4.....	0-1, Quarterfinals, 2016
9	0-1	1.....	0-1, First Round, 1995

RECORD VERSUS SEED*

SEED	RECORD	TIMES.....	LAST TIME/RESULT
1	2-10	12.....	W, 83-80, UC Irvine, Semifinals, 2023
2	6-7	13.....	L, 72-62, UCSB, Final Round, 2023
3	0-7	7.....	L, 66-56, Long Beach State, Quarterfinals, 2016
4	1-4	5.....	L, 68-65, UC Davis, Quarterfinals, 2010
5	6-1	7.....	W, 62-60 (OT), Hawaii, Quarterfinals, 2023
6	6-1	7.....	W, 75-71, UC Davis, Quarterfinals, 2019
7	4-2	6.....	L, 65-59, UC Irvine, First Round, 2012
8	1-1	2.....	W, 84-76, Cal State Northridge, First Round, 2010
9	1-1	2.....	L, 68-64, Nevada, First Round, 1994
10	1-1	1.....	L, 87-82, vs. Cal Poly, First Round, 2021

* Big West was split into divisions from 1997-99... section does not include seeds from those years.



The scoreboard only tells part of the story as Keith Anderson (23 points, 8 assists) and Kevin Heenan (22 points, 10-of-17 from the floor) led the "Cinderella" Titans to an upset of No. 4 New Mexico, 90-85, at the 1978 NCAA Tournament.



The Titans and their fans celebrate after defeating UC Irvine, 81-66, in the Big West Championship finale played in Anaheim, Calif., at the Anaheim Convention Center. Scott Cutley (22 pts, 12 reb) and Marcus Morgan (10 pts, 11 reb) each recorded double-doubles while Josh Akognon poured in a game-high 23 points.





PCAA/BIG WEST TOURNAMENT RECORDS

INDIVIDUAL, GAME

Most Points	37, Josh Akognon vs. UC Riverside (03.11.09)
Most Field Goals	14, Josh Akognon vs. UC Riverside (03.11.09)
Most Field Goal Attempts	26, Cedric Ceballos vs. UNLV (03.10.89)
Field Goal Percentage	1.000 (5-for-5), Austen Awosika vs. Long Beach State (03.08.18)
Most Three-Pointers	9, Josh Akognon vs. UC Riverside (03.11.09)
Most Three-Point Attempts	15, Josh Akognon vs. UC Riverside (03.11.09)
Three-Point Percent... (min. 5 3PA)	800 (4-for-5), Jordan Knox vs. Long Beach State (03.14.13)
	800 (4-for-5), Danny Robinson vs. UC Irvine (03.09.95)
Most Free Throws	13, Leon Wood vs. Pacific (03.03.82)
Most Free Throw Attempts	14, Kyle Allman vs. Long Beach State (03.08.18)
	14, Lionheart Leslie vs. CSUN (03.09.17)
Free Throw Percentage	1.000 (13-for-13), Leon Wood vs. Pacific (03.03.82)
	1.000 (11-for-11), Cedric Ceballos vs. UNLV (03.09.90)
	1.000 (10-for-10), Anthony Bolton vs. Utah State (ot) (03.13.03)
Most Rebounds	21, Omondi Aмоke vs. UC Irvine (03.08.12)
Most Assists	12, Mike Linden vs. San Jose State (03.02.78)
Most Turnovers	8, Kevin Heenan vs. Long Beach State (03.05.77)
Most Blocks	8, Steve Shaw vs. Pacific (03.02.78)
Most Steals	6, Lionheart Leslie vs. CSUN (03.09.17)
	6, Mark Murphy vs. Boise State (03.04.99)
	6, Wayne Williams vs. Pacific (03.08.91)

TEAM, GAME

Most Points	100 vs. Pacific (2ot) (03.08.07)
Fewest Points	43 vs. Utah State (03.08.01)
Most Points, Half	54 (2nd Half) vs. UNLV (03.09.90)
Fewest Points, Half	15 (1st Half) vs. Nevada (03.70.97)
Most Field Goals	39 vs. Pacific (2ot) (03.08.07)
Fewest Field Goals	17 vs. Hawai'i (03.10.16)
	17 vs. UC Santa Barbara (3.12.09)
Most Field Goal Attempts	76 vs. Pacific (2ot) (03.08.07)
	76 vs. UNLV (03.09.90)
Fewest Field Goal Attempts	44 vs. San Diego State (03.03.78)
Best Field Goal Percentage	.614 (33-for-54) vs. San Jose State (03.02.78)
Worst Field Goal Percentage	.298 (17-for-57) vs. Hawai'i (03.10.16)
Most Three-Pointers	12 vs. UC Riverside (03.11.09)
	12 vs. Utah State (03.11.05)
Most Three-Point Attempts	29 vs. UC Riverside (03.11.09)
Three-Point Percentage	.778 (7-for-9) vs. Boise State (03.06.98)
Most Free Throws	32 vs. Boise State (03.06.98)
Fewest Free Throws	1 vs. UC Riverside (03.11.09)
Most Free Throw Attempts	49 vs. Boise State (03.06.98)
Fewest Free Throw Attempts	2 vs. UC Riverside (03.11.09)
Best Free Throw Percentage	.916 (22-for-24) vs. Pacific (03.03.82)
Worst Free Throw Percentage	.368 (7-for-19) vs. Nevada (03.07.97)
Most Rebounds	52 vs. Pacific (2ot) (03.08.07)
Fewest Rebounds	18 vs. Long Beach State (03.14.13)
Most Fouls	29 vs. Pacific (02.28.80)
Fewest Fouls	8 vs. San Diego State (03.03.78)
Most Assists	24 vs. Utah State (ot) (03.09.89)
	24 vs. San Jose State (03.02.78)
Most Turnovers	25 vs. Utah State (ot) (03.09.89)
Fewest Turnovers	5, vs. UC Irvine (03.10.18)
Most Blocks	9 vs. Long Beach State (03.04.78)
Most Steals	13 vs. CSUN (03.09.17)

NCAA TOURNAMENT RECORDS

INDIVIDUAL, GAME

Most Points	31, Josh Akognon vs. Wisconsin (03.20.08)
Most Field Goals	11, Josh Akognon vs. Wisconsin (03.20.08);
	11, Keith Anderson vs. Arkansas (3.18.78);
	11, Greg Bunch vs. San Francisco (03.16.78)
Most Field Goal Attempts	23, Josh Akognon vs. Wisconsin (03.20.08)
Field Goal Percentage	.800 (8-for-10), Greg Bunch vs. New Mexico (03.11.78)
Most Three-Pointers	5, Josh Akognon vs. Wisconsin (03.20.08)
Most Three-Point Attempts	12, Josh Akognon vs. Wisconsin (03.20.08)
Three-Point Percentage	.417 (5-for-12), Josh Akognon vs. Wisconsin (03.20.08)
Most Free Throws	5, Keith Anderson vs. New Mexico (03.11.78)
	5, Mike Niles vs. New Mexico (03.11.78)
Most Free Throw Attempts	7, Keith Anderson vs. New Mexico (03.11.78)
Free Throw Percentage	1.000 (4-for-4), Mike Linden vs. New Mexico (03.11.78)
Most Rebounds	12, Greg Bunch vs. San Francisco (03.16.78)
Most Assists	12, Mike Linden vs. New Mexico (03.11.78)
Most Turnovers	4, Scott Cutley vs. Wisconsin (03.20.08)
Most Steals	3, Ray Reed vs. Wisconsin (03.20.08)
	3, Josh Akognon vs. Wisconsin (03.20.08)


INDIVIDUAL, OPPONENT

Most Points	27, Bill Cartwright vs. San Francisco (03.16.78)
Most Field Goals	11, Ron Brewer vs. Arkansas (03.18.78)
Most Field Goal Attempts	19, Ron Brewer vs. Arkansas (03.18.78)
Field Goal Percentage	.833 (5-for-6), Steve Schall vs. Arkansas (03.18.78)
Most Three-Pointers	1, Three Players vs. Wisconsin (03.20.08)
Most Three-Point Attempts	5, Michael Flowers vs. Wisconsin (03.20.08)
	5, Jason Bohannon vs. Wisconsin (03.20.08)
Most Free Throws	9, Bill Cartwright vs. San Francisco (03.16.78)
Most Free Throw Attempts	15, Bill Cartwright vs. San Francisco (03.16.78)
Free Throw Percentage	1.000 (8-for-8), Jason Bohannon vs. Wisconsin (03.20.08)
Most Rebounds	12, Marcus Landry vs. Wisconsin (03.20.08)
Most Assists	7, Jim Counce vs. Arkansas (03.18.78)
Most Turnovers	5, Joe Krabbenhoft vs. Wisconsin (03.20.08)
Most Blocks	2, Three Players vs. Wisconsin (03.20.08)
Most Steals	4, Trevon Hughes vs. Wisconsin (03.20.08)

TEAM, GAME

Most Points	90 vs. New Mexico (03.11.78)
Most Points, Half	52 (2nd Half) vs. New Mexico (03.11.78)
Fewest Points	56 vs. Wisconsin (03.20.08)
Fewest Points, Half	24 (1st Half) vs. Arkansas (03.18.78)
Most Points Allowed	85 vs. New Mexico (03.11.78)
Most Points Allowed, Half	44 (1st Half) vs. San Francisco (03.16.78)
	44 (1st Half) vs. New Mexico (03.11.78)
Fewest Points Allowed, Half	22 (2nd Half) vs. Arkansas (03.18.78)
Most Field Goals	36 vs. New Mexico (03.11.78)
Fewest Field Goals	21 vs. Wisconsin (03.20.08)
Most Field Goal Attempts	69 vs. San Francisco (03.16.78)
Fewest Field Goal Attempts	58 vs. Wisconsin (3.20.08)
	58 vs. New Mexico (03.11.78)
Best Field Goal Percentage	.621 (36-for-58) vs. New Mexico (03.11.78)
Worst Field Goal Percentage	.362 (21-for-58) vs. Wisconsin (03.20.08)
Most Three-Pointers	7 vs. Wisconsin (03.20.08)
Most Three-Point Attempts	21 vs. Wisconsin (03.20.08)
Most Free Throws	18 vs. New Mexico (03.11.78)
Most Free Throw Attempts	25 vs. New Mexico (03.11.78)
Fewest Free Throws	5 vs. San Francisco (03.16.78)
Fewest Free Throw Attempts	10 vs. San Francisco (03.16.78)
Best Free Throw Percentage	.727 (8-for-11) vs. Arkansas (03.18.78)
Worst Free Throw Percentage	.500 (5-for-10) vs. San Francisco (03.16.78)
Most Rebounds	33 vs. San Francisco (03.16.78)
Fewest Rebounds	20 vs. Wisconsin (03.20.08)
Most Fouls	25 vs. Wisconsin (03.20.08)
Fewest Fouls	13 vs. Arkansas (03.18.78)
Most Assists	24 vs. New Mexico (03.11.78)
Fewest Assists	7 vs. Wisconsin (03.20.08)
Most Turnovers	14 vs. Wisconsin (03.20.08)
Most Steals	9 vs. Wisconsin (03.20.08)

CAL STATE FULLERTON POSTSEASON TEAMS



1977-78 CAL STATE FULLERTON TITANS: Keith Anderson, George Barrios, Greg Bunch (pictured above, left), Reggie Burt, Kevin Heenan, Tom Morgan, Mike Niles (pictured above, right), Greg Palm, Dave Rohde, Daryl Roper, Mike Route, Steve Shaw, Head Coach Bobby Dye, Assistant Coach Mel Sims, Assistant Coach Gary Youngblood.


The "Cal State Who?" Titans made a surprising run through the 32-team NCAA Tournament, opening the postseason by upsetting Michael Cooper's No. 4-ranked New Mexico team -- which had led the nation in scoring -- in Tempe, Ariz., by the score of 90-85 (named by USA Today as one of the greatest 63 games in NCAA Tournament history at one point) behind 23 points from Keith Anderson (who would hit two late free throws to clinch the win) and 22 more from Kevin Heenan. Undaunted, the Titans proceeded to upset Bill Cartwright (who had 19 points at the half and 27 overall) and a top-10 ranked San Francisco Dons team -- at one point unbeaten and ranked No. 1 in the nation -- five days later in Albuquerque, New Mexico, 75-72, on a last-second shot by Anderson with three seconds to play and a free throw by Heenan after USF was called for a technical foul trying to call a timeout the Dons didn't have following Anderson's winner. That set up the West Regional final against a Sidney Moncrief, Marvin Delph, and Ron Brewer-led No. 5-ranked Arkansas squad, which had pulled an upset of its own over No. 2 UCLA. The Titans, who overcame significant second-half double-digit deficits in each of their first two victories and trailed by 15 points against the Razorbacks at the half, chipped away at the lead and pulled ahead, 58-57, on a shot by (who else) Anderson with 1:42 remaining. After Brewer put Arkansas back on top, Fullerton had the ball for the last shot, trailing a by a point with 14 seconds to play. Greg Bunch grabbed a rebound off a missed Arkansas free throw and passed to Anderson, who dribbled into the key and had the ball knocked away by a Razorback defender (some felt Anderson was fouled on the play). Two ensuing free throws made the final score, 61-58, to send Arkansas to the "Final Four."

1977-78 (23-9, 9-5 PCAA)
NCAA "Elite Eight"


CAL STATE FULLERTON AT NEW MEXICO, NCAA WEST REGION QUARTERFINALS
March 11, 1978 at ASU Activity Center (Tempe, Ariz.)
New Mexico (85) - Phil Abney 7-9 2-3 16; Jimmy Allen 3-5 0-0 6; Michael Cooper 6-15 0-1 12; Russell Saunders 5-11 3-3 13; Will Smiley 3-5 3-3 9; Mike Stewart 0-0 0-0 0; Mark Felix 1-3 2-2 4; Marvin Johnson 7-15 1-2 15; Willie Howard 5-9 0-1 10.
Totals: 37-72 11-15 85
Cal State Fullerton (90) - Keith Anderson 9-14 5-7 23; Mike Niles 7-13 5-6 19; Steve Shaw 1-1 0-1 2; Greg Bunch 8-10 2-4 18; Mike Linden 1-3 4-4 6; Kevin Heenan 10-17 2-3 22.
Totals: 36-58 18-25 90
Halftime: New Mexico 44, Cal State Fullerton 38; Fouled Out - Bunch; Rebounds - New Mexico 33 (Allen 10, Abney 7, Howard 5, Cooper 4, Smiley 3, Saunders 2, Felix 1, Johnson 1), Cal State Fullerton 23 (Niles 6, Bunch 5, Linden 5, Heenan 5, Anderson 1, Shaw 1); Assists - New Mexico 13 (Saunders 4, Cooper 3, Abney 2, Felix 2, Johnson 2), Cal State Fullerton 24 (Linden 12, Anderson 8, Niles 1, Shaw 1, Bunch 1, Heenan 1); Total Fouls - New Mexico 21, Cal State Fullerton 18.

CAL STATE FULLERTON VS. SAN FRANCISCO, NCAA WEST REGION SEMIFINALS
March 16, 1978 at The Pit (Albuquerque, N.M.)
Cal State Fullerton (75) - Keith Anderson 6-15 0-2 12; Greg Palm 2-4 0-0 4; Mike Niles 3-6 1-3 7; Steve Shaw 3-7 0-0 6; Greg Bunch 11-15 2-2 24; Mike Linden 3-9 1-2 7; Kevin Heenan 7-13 1-1 15.
Totals: 35-69 5-10 75
San Francisco (72) - Bill Cartwright 9-11 9-15 27; James Hardy 3-4 1-2 7; Rod Williams 0-3 0-0 0; Sam Williams 2-6 0-0 4; John Cox 2-9 0-0 4; Winford Boynes 8-14 1-2 17; Doug Jemison 5-12 3-4 13.
Totals: 29-59 14-23 72
Halftime: San Francisco 44, Cal State Fullerton 32; Fouled Out - Niles; Rebounds - San Francisco 35 (Jemison 11, Cartwright 9, Hardy 4, Cox 4, R. Williams 3, S. Williams 2, Boynes 2), Cal State Fullerton 33 (Bunch 12, Heenan 5, Anderson 4, Palm 4, Niles 3, Shaw 3, Linden 2); Assists - San Francisco 11 (Cox 4, Boynes 3, R. Williams 3, Cartwright 1), Cal State Fullerton 17 (Anderson 8, Linden 5, Heenan 2, Palm 1, Bunch 1); Total Fouls - San Francisco 16, Cal State Fullerton 18.

CAL STATE FULLERTON VS. ARKANSAS, NCAA WEST REGION FINALS
March 18, 1978 at The Pit (Albuquerque, N.M.)
Cal State Fullerton (58) - Keith Anderson 11-22 1-1 23; Greg Palm 0-0 0-0 0; Mike Niles 4-6 3-4 11; Steve Shaw 1-4 0-0 2; Greg Bunch 3-9 3-4 9; Mike Linden 1-7 0-0 2; Kevin Heenan 5-14 1-2 11.
Totals: 25-62 8-11 58
Arkansas (61) - U.S. Reed 0-0 0-0 0; Steve Schall 5-6 0-0 10; Jim Counce 2-2 0-2 4; Marvin Delph 7-13 0-0 14; Ron Brewer 11-19 0-0 22; Sidney Moncrief 4-7 3-4 11.
Totals: 29-47 3-6 61
Halftime: Arkansas 39, Cal State Fullerton 24; Fouled Out - None; Rebounds - Arkansas 23 (Schall 9, Delph 5, Moncrief 4, Brewer 3, Reed 1, Counce 1), Cal State Fullerton 28 (Bunch 10, Anderson 9, Linden 3, Niles 3, Shaw 3); Assists - Arkansas 14 (Counce 7, Schall 2, Delph 2, Brewer 2, Moncrief 1), Cal State Fullerton 11 (Anderson 4, Linden 4, Shaw 1, Bunch 1, Heenan 1); Total Fouls - Arkansas 16, Cal State Fullerton 13.



SCENES FROM A CINDERELLA RUN: Cal State Fullerton's Greg Palm (top left) battles an Arkansas player for a loose ball, Head Coach Bobby Dye meets the media following one of the Titans' postseason contests (top right), and Keith Anderson was "Mr. Clutch" for the Titans in all three NCAA tournament games, including deciding points against New Mexico and San Francisco, and a go-ahead bucket against Arkansas (bottom). Photos from the 1978 Cal State Fullerton Yearbook, courtesy University Archives and Special Collections.



CAL STATE FULLERTON POSTSEASON TEAMS



1982-83 CAL STATE FULLERTON TITANS -- FRONT (L-R): Bob Boothe, Assistant Coach Donny Daniels, Head Coach George McQuarn, manager Tony Atlas, Assistant Coach John Sneed, Assistant Coach Phil Matthews, Leon Wood... Back Row (L-R): Ricky Mixon, Jeff Clarke, Johnny Wilkes, Oliver Seeley, Craig Fuller, Ozell Jones, DeWayne Shepard, Tony Neal, Gary Davis, Jeff Logan, John Hall.

The Titans' first invitation to the post-season NIT Tournament was bittersweet. The Titans had aspirations of returning to the NCAA Tournament for the first time since the 1978 "Cal State Who" squad. But a two-point loss to Long Beach State in the first round of the PCAA Tourney at The Forum punctured the dream. Coach George McQuarn was so devastated that he went into seclusion and it took more than 24 hours for the school to locate him in those pre-cell phone days to inform him of the NIT bid at Arizona State. Fullerton had gone 21-6 in the regular season. The Titans were 9-2 in non-conference play, losing only at Wichita State to an Xavier McDaniel-led squad and to a Charles Barkley-led Auburn team in Salt Lake City. In the PCAA the Titans went 12-4, including a memorable win over unbeaten and No 1-ranked UNLV, which had beaten Fullerton by only five points in Las Vegas. Point guard Leon Wood was on his way to leading the nation in assists, Ricky Mixon was knocking down fast-break jumpers with remarkable proficiency, center Ozell Jones was prepping for a brief NBA career and sophomores Tony Neal and Gary Davis were building statistics that still leave them among the CSF career leaders. The NIT game in Tempe boiled down to a battle between Wood and Mixon for the Titans versus the Sun Devils' Byron Scott and Paul Williams. Wood scored 24 points with 10 assists and four rebounds while Mixon had 25 points. Scott answered with 24 points and Williams had a double-double before they were in vogue with 26 points and 12 boards. Foul trouble limited Neal to just seven points and nine rebounds in 24 minutes and ASU escaped with an, 87-83, victory.

1982-83 (21-8, 12-4 PCAA)
NIT First Round

CAL STATE FULLERTON AT ARIZONA STATE, National Invitational Tournament First Round

March 18, 1983 at ASU Activity Center (Tempe, Ariz.)

Cal State Fullerton (83) - Gary Davis 5-13 0-1 10; Tony Neal 3-3 1-5 7; Ozell Jones 5-10 2-5 12; Leon Wood 10-24 4-4 24; Ricky Mixon 12-28 1-2 25; John Hall 0-1 0-0 0; Oliver Seeley 0-0 0-0 0; Craig Fuller 1-1 3-4 5; Johnny Wilkes 0-0 0-0 0.

Totals: 36-78 11-21 83

Arizona State (87) - Paul Williams 10-15 6-13 26; Walt Stone 6-15 1-4 13; Jim Deines 1-2 3-4 5; Byron Scott 8-19 8-9 24; Chris Beasley 2-9 3-5 7; Shawn Holiday 0-1 0-0 0; Billy Jordan 4-4 4-4 12; Corey McMullen 0-0 0-0 0; Phil McKinney 0-1 0-1 0.

Totals: 31-66 25-40 87

Halftime: Arizona State 41, Cal State Fullerton 38; Fouled Out - Davis, Fuller; Rebounds - Arizona State 52 (Williams 12, Deines 12, Stone 7, McKinney 6, Scott 5, Beasley 4, Jordan 1), Cal State Fullerton 42 (Jones 13, Neal 9, Davis 5, Wood 4, Fuller 4, Mixon 2); Assists - Arizona State 16 (Scott 8, Williams 3, Stone 2, Beasley 2, Deines 1), Cal State Fullerton 16 (Wood 10, Mixon 4, Davis 1, Neal 1); Turnovers - Arizona State 13, Cal State Fullerton 9; Steals - Arizona State 6 (Williams 3, Stone 1, Scott 1, Jordan 1), Cal State Fullerton 2 (Davis 1, Mixon 1); Blocked Shots - Arizona State 4 (Scott 2, Stone 1, Deines 1), Cal State Fullerton 4 (Jones 4); Total Fouls - Arizona State 18, Cal State Fullerton 26; Attendance - 8,056.



1986-87 CAL STATE FULLERTON TITANS -- FRONT (seated, L-R): Eugene Jackson and Tyrone Ree ... Second Row (L-R): Richard Morton, volunteer Dave Grossman, volunteer Vern Vegso, Assistant Coach John Sneed, Head Coach George McQuarn, Assistant Coach Donny Daniels, manager Greg Nicholson, Alexander Hamilton... Back Row (L-R): Rodney Smith, Henry Turner, Derek Jones, David Moody, Oval Miller, Vincent Blow, Herman Webster, Chris Ceballos.

Fullerton's second post-season NIT bid was a pleasant surprise. The Titans had talent, most notably future NBA players Richard Morton and Henry Turner, but they were only 17-12 after a 1-1 mark in the PCAA Tourney and 11-7 in conference play. Apparently, consideration was given to the Titans' 6-game losing streak in January when flu ravaged the roster. In pre-PCAA play, the Titans showed their mettle. They went 7-2, both losses coming by a single point on the road at Texas Tech and UCLA. Among the wins were a blowout victory in Titan Gym over Washington, the first - and still last - Pac-10 team to risk a visit (the Huskies would also cancel their end of the original home-and-home scheduling agreement) and a tournament title over TCU and BYU in Provo. The Titans logged an impressive 18-point victory in the PCAA opener at Fresno State but then suffered a huge upset at Pacific. The team bussed home after the game and had a morning "workout" upon arrival that may have contributed to the siege of illness. When health returned, the winning resumed. Fullerton won nine of its next 12 to set the stage for what became an overtime shootout before a capacity crowd (6,450) in historic Harmon Gym between a home-coming Morton, the Bay Area Player of the Year as a senior at Balboa High School in San Francisco, and Cal's Kevin Johnson. Morton made 9 of 18 field goals and was 13 of 14 at the line on his way to 35 points (19 in the first half), including his three-pointer with four seconds left that forced overtime. Johnson was even hotter, making 10 of 14 field goals and all eight free throws for 30 points. No other Titan scored more than 10 points and Johnson got more help, including the fouling out of Fullerton's defensive stalwart, Alexander Hamilton. The Golden Bears prevailed for a 72-68 victory, outscoring the Titans, 12-8, in the extra period.

1986-87 (17-13, 9-9 PCAA)
NIT First Round

CAL STATE FULLERTON AT CALIFORNIA, NATIONAL INVITATIONAL TOURNAMENT FIRST ROUND

March 13, 1987 at Harmon Gym (Berkeley, Calif.)

Cal State Fullerton (68) - Henry Turner 3-12 0-1 4-7 10; Derek Jones 1-5 0-0 1-2 3; Herman Webster 4-7 0-0 2-3 10; Richard Morton 9-18 4-4 13-14 35; Alexander Hamilton 4-5 0-0 0-0 8; Oval Miller 0-1 0-0 2-2 2; Vincent Blow 0-0 0-0 0-0 0; Eugene Jackson 0-2 0-0 0-0 0.

Totals: 21-50 4-5 22-28 68

California (72) - Dave Butler 5-8 0-0 6-7 16; Jon Wheeler 5-10 0-0 4-5 14; Hartmut Ortmann 0-1 0-0 0-0 0; Kevin Johnson 10-14 2-3 8-8 30; Chris Washington 0-6 0-0 1-2 1; Eddie Javius 2-7 0-0 3-5 7; Bryant Walton 0-2 0-0 0-0 0; Keith Smith 0-0 0-0 0-0 0; Jeff Huling 1-1 0-0 0-0 2; Earnie Sears 0-0 0-0 2-2 2.

Totals: 23-49 2-3 24-29 72

Halftime: Cal State Fullerton 32, California 28; Overtime - California 12, Cal State Fullerton 8; Fouled Out - Hamilton, Javius; Rebounds - Cal State Fullerton 29 (Morton 7, Turner 6, Webster 5, Jones 4, Hamilton 2, Blow 2, Miller 1, Jackson 1), California 34 (Wheeler 12, Butler 8, Javius 5, Washington 3, Walton 2, Ortmann 2, Johnson 2); Assists - Cal State Fullerton 11 (Hamilton 4, Turner 3, Jones 1, Webster 1, Morton 1, Jackson 1), California 13 (Washington 5, Javius 4, Johnson 3, Huling 1); Turnovers - Cal State Fullerton 10, California 13; Steals - Cal State Fullerton 6 (Morton 2, Turner 1, Jones 1, Webster 1, Hamilton 1), California 5 (Washington 2, Johnson 1, Javius 1, Sears 1); Blocked Shots - Cal State Fullerton 2 (Morton 1, Hamilton 1), California 1 (Johnson 1); Total Fouls - Cal State Fullerton 24, California 24; Attendance - 6,450.

CAL STATE FULLERTON POSTSEASON TEAMS



2004-05 CAL STATE FULLERTON TITANS – FRONT (L-R): John Clemmons, Administrative Assistant Allyson Alhadeff, Assistant Coach Jason Levy, Head Coach Bob Burton, Assistant Coach Andy Newman, Director of Basketball Operations Tim Kelly, Team Manager Nick Sainato, Bobby Brown... Back Row (L-R): Vershan Cottrell, Ralph Holmes, Hardy Asprilla, Justin Burns, Mike Harrington, Derek Quinet, Jamaal Brown, Danny Lambert, Yaphett King, Jermaine Harper. (Not pictured: Damien Massey, Drew Awad, Lloyd Walls).

Cal State Fullerton posted its first winning season at 21-11 since the 1992-93 campaign (15-12) and made its first postseason appearance in nearly two decades as the Titans ran through to the third round of the NIT. Fullerton began the 2004-05 campaign without its projected starting center (Lloyd Walls), lost its leading rebounder (Hardy Asprilla) due to injury just 12 games into the season, and had the emotional weight of playing without guard Drew Awad, who was home battling cancer. Late in the season, during their 7,000-mile, three-hotel, seven-bus driver, eight-airports in nine days run into the NIT, backup guard John Clemmons was lost to a broken foot and Ralph Holmes, the Big West's leading scorer, was lost to a knee injury in the Titans' second-round win over San Francisco, giving Fullerton fans pause to think about the "what ifs" had the dynamic scorer been available for their game against Georgetown. Cal State Fullerton's win total was surpassed by only the 1977-78 team's 23-9 record as the Titans posted the school's best conference record since 1982-83 (12-4), posted the best home mark (10-2) since 1982-83 (13-0), claimed the highest conference finish since 1984-85 (3rd), won their first Big West Conference Tournament game since 1998 (and only the second since 1990), and set school records with 253 three-point field goals, 716 three-point attempts, and 2,408 points while leading the Big West in scoring (75.2 ppg). Holmes led the conference in scoring at 16.9 ppg and rebounding at 8.8 rpg while managing the school's first triple-double (14 points, 13 rebounds, 10 assists) vs. Cal State Northridge en route to second-team All-Big West honors. Yaphett King, taking the place of Asprilla on the inside, was also a second-team all-conference honoree, averaging 13.8 ppg (seventh-best in the league) and 6.2 rpg while also ranking ninth in three-point percentage (.375) and 10th in field goal percentage (.442). Sophomore guard Bobby Brown (16.8 ppg, 4.66 apg) and junior center Jamaal Brown (7.6 rpg, .496 FG%) -- no relation -- were all-conference honorable mention selections.

2004-05 (21-11, 12-6 Big West)
NIT Third Round

CAL STATE FULLERTON AT OREGON STATE, National Invitational Tournament First Round

March 16, 2005 at Gill Coliseum (Corvallis, Ore.)

Cal State Fullerton (85) - Yaphett King 5-20 0-4 1-4 11; Ralph Holmes 12-22 1-4 2-2 27; Jamaal Brown 5-13 1-2 0-0 11; Bobby Brown 9-21 5-12 4-6 27; Jermaine Harper 2-9 2-5 3-4 9; Justin Burns 0-3 0-0 0-0 0; Vershan Cottrell 0-0 0-0 0-0 0.

Totals: 33-88 9-27 10-16 85

Oregon State (83) - Nick DeWitz 6-11 2-6 4-6 18; David Lucas 13-22 0-0 0-1 26; Kyle Jeffers 0-1 0-0 0-0 0; Lamar Hurd 3-5 0-0 0-0 6; Chris Stephens 4-10 4-9 0-0 12; Jason Fontenet 2-6 1-4 0-0 5; Sasa Cuic 0-2 0-1 0-0 0; J.S. Nash 5-9 4-7 1-1 15; Kenny Hooks 0-0 0-0 1-2 1.

Totals: 33-66 11-27 6-10 83

Halftime: Cal State Fullerton 51, Oregon State 35; Overtime - Cal State Fullerton 11, Oregon State 9; Fouled Out - None; Rebounds - Cal State Fullerton 52 (Holmes 13, J. Brown 12, King 11, Harper 7, Burns 3, B. Brown 1, Cottrell 1), Oregon State 42 (DeWitz 13, Lucas 9, Nash 5, Stephens 4, Jeffers 3, Hurd 2, Cuic 1); Assists - Cal State Fullerton 7 (Holmes 3, King 2, J. Brown 1, Harper 1), Oregon State 21 (Nash 7, Hurd 5, DeWitz 3, Stephens 3,

Lucas 2, Fontenet 1); Turnovers - Cal State Fullerton 7, Oregon State 14; Steals - Cal State Fullerton 5 (Harper 2, King 1, Holmes 1, B. Brown 1), Oregon State 4 (DeWitz 1, Hurd 1, Fontenet 1, Nash 1); Blocked Shots - Cal State Fullerton 1 (Burns 1), Oregon State 6 (Lucas 4, DeWitz 2); Total Fouls - Cal State Fullerton 16, Oregon State 11; Attendance - 6,394.

CAL STATE FULLERTON AT SAN FRANCISCO,

National Invitational Tournament Second Round

March 18, 2005 at War Memorial Gym (San Francisco, Calif.)

Cal State Fullerton (85) - Yaphett King 5-13 0-2 4-6 14; Bobby Brown 7-17 3-6 8-8 25; Jermaine Harper 3-7 3-7 0-0 9; Ralph Holmes 5-10 4-5 5-6 19; Jamaal Brown 7-9 0-0 4-5 18; Justin Burns 0-0 0-0 0-0 0; Danny Lambert 0-0 0-0 0-0 0; Vershan Cottrell 0-0 0-0 0-0 0; Derek Quinet 0-0 0-0 0-0 0. Totals: 27-56 10-20 21-25 85

San Francisco (69) - Andre Hazel 2-8 2-3 2-3 8; Tyrone Riley 6-16 2-6 0-0 14; Jerome Gumbs 8-12 1-2 0-0 17; Alan Wiggins 2-6 0-0 0-0 4; John Cox 6-22 1-7 4-4 17; Dominic Ingerson 1-9 0-6 0-0 2; Felix Czerny 0-0 0-0 0-0 0; Michael Bell 0-1 0-0 2-2 2; Johnny Dukes 1-1 1-1 0-2 3; Jason Carter 1-2 0-0 0-0 2.

Totals: 27-77 7-25 8-11 69

Halftime: San Francisco 30, Cal State Fullerton 28; Fouled Out - None; Rebounds - Cal State Fullerton 44 (Holmes 13, J. Brown 11, King 8, B. Brown 7, Harper 4), San Francisco 39 (Riley 11, Gumbs 8, Hazel 5, Wiggins 4, Cox 3, Ingerson 2, Dukes 2, Czerny 1, Carter 1); Assists - Cal State Fullerton 10 (King 4, B. Brown 3, Harper 2, Burns 1), San Francisco 10 (Hazel 4, Riley 2, Cox 1, Czerny 1, Dukes 1, Carter 1); Turnovers - Cal State Fullerton 15, San Francisco 8; Steals - Cal State Fullerton 2 (King 1, B. Brown 1), San Francisco 6 (Hazel 1, Gumbs 1, Wiggins 1, Cox 1, Ingerson 1, Dukes 1); Blocked Shots - Cal State Fullerton 1 (Burns 1), San Francisco 2 (Riley 1, Wiggins 1); Total Fouls - Cal State Fullerton 9, San Francisco 17; Attendance - 2,023.

CAL STATE FULLERTON AT GEORGETOWN,

National Invitational Tournament Third Round

March 22, 2005 at McDonough Arena (Washington, D.C.)

Cal State Fullerton (57) - Yaphett King 3-15 2-7 1-2 9; Bobby Brown 5-17 2-8 4-5 16; Justin Burns 0-0 0-0 0-0 0; Jermaine Harper 4-12 2-8 1-1 11; Jamaal Brown 5-14 0-1 4-6 14; Danny Lambert 0-2 0-1 2-2 2; Vershan Cottrell 2-6 0-1 1-1 5; Derek Quinet 0-0 0-0 0-0 0. Totals: 19-66 6-26 13-17 57

Georgetown (74) - Ashanti Cook 3-9 1-3 2-4 9; Brandon Bowman 7-9 2-3 3-3 19; Jonathan Wallace 5-7 2-4 0-0 12; Darrel Owens 4-8 3-6 0-0 11; Jeff Green 8-11 2-4 0-0 18; Ray Reed 1-2 0-0 1-2 3; RaMell Ross 0-0 0-0 0-0 0; Tyler Crawford 0-3 0-3 0-0 0; Amado Kilkenny-Diaw 0-1 0-0 2-2 2; Sead Dizdarevic 0-0 0-0 0-0 0; Roy Hibbert 0-1 0-0 0-0 0. Totals: 28-51 10-23 8-11 74

Halftime: Georgetown 41, Cal State Fullerton 30; Fouled Out - Green; Rebounds - Cal State Fullerton 40 (J. Brown 11, Harper 7, Cottrell 5, King 5, B. Brown 4, Burns 1, Lambert 1), Georgetown 34 (Cook 10, Bowman 6, Wallace 3, Crawford 3, Kilkenny-Diaw 3, Green 2, Owens 1, Reed 1, Hibbert 1); Assists - Cal State Fullerton 10 (Cottrell 5, King 1, B. Brown 1, Burns 1, J. Brown 1, Lambert 1), Georgetown 20 (Cook 6, Bowman 3, Green 3, Reed 3, Kilkenny-Diaw 2, Owens 2, Wallace 1); Turnovers - Cal State Fullerton 13, Georgetown 16; Steals - Cal State Fullerton 3 (King 1, B. Brown 1, J. Brown 1), Georgetown 7 (Wallace 3, Owens 2, Cook 1, Reed 1); Blocked Shots - Cal State Fullerton 1 (Burns 1), Georgetown 11 (Green 6, Bow-



2005 NIT: (Clockwise from top) Cal State Fullerton practices at Georgetown's McDonough Arena... Future teammates Ray Reed of Georgetown and Cal State Fullerton's Bobby Brown... Jermaine Harper (left), Justin Burns, Bobby Brown (#3), and Jamaal Brown (right) huddle during a break in the action.

CAL STATE FULLERTON POSTSEASON TEAMS



2007-08 CAL STATE FULLERTON TITANS -- FRONT (L-R): Athletic Trainer Mike Martinez, Team Manager Steven Terry, Administrative Assistant Eric Glass, Assistant Coach Jason Levy, Head Coach Bob Burton, Associate Head Coach Andy Newman, Assistant Coach, Marlon Morton, Director of Basketball Operations Scott Waterman, Team Manager Chris Howard, Team Manager Greg Murray... Back Row (L-R): Junior Russell, Marcus Crenshaw, Marcio Lassiter, Kenneth Alexander, Gerard Anderson, Eddie Lima, Adam Thomas, Andrew Green, Scott Cutley, Marcus Morgan, Frank Robinson, Ray Reed, Josh Akognon.

One of the most storied seasons in the history of the Cal State Fullerton men's basketball culminated in the Titans' first NCAA Tournament berth in 30 years. Three decades after "Cal State Who?" made believers out of the nation's basketball elite in a run to the "Elite Eight," the "castaway" Titans (all 13 players on the roster transferred from another school) staked their claim to their second Big West Conference championship, set the school's Division I record for victories and the best record (24-9), and tied the record for the most conference wins in school history. The No. 14-seeded Fullerton squad met No. 3-seeded Wisconsin in the opening round but, after leading by a point early in the second half, were worn down by a massive Badgers roster in a 71-56 loss -- the Titans' lowest scoring game of the season after ranking No. 7 in the nation in that category (81.8 ppg). Of the school's 24 wins, 19 of them came by double digits, eclipsing 80 points on 21 occasions (including 12 of the last 14). Senior forward Scott Cutley, a transfer from Kent State, became only the second Fullerton player to be named the league's Co-Player of the Year (Greg Bunch) and became the program's third All-America selection (Associated Press Honorable Mention). Junior guard Josh Akognon, a Washington State transfer, was selected the Most Outstanding Player of the Big West Tournament, averaging 22.3 ppg, after earning second-team All-Big West and NABC District 15 honors. Senior guard Frank Robinson, the conference's Defensive Player of the Year, became the 18th Titan to score 1,000 career points and the 10th with 500 rebounds en route to second-team All-Big West laurels while junior guard Marcus Crenshaw was a sparkplug off the bench, averaging 8.9 ppg and shooting .410 from three-point range. Head Coach Bob Burton, who finished his Fullerton career with a school-record 155 career victories, was named the NABC District 15 Coach of the Year.

2007-08 (24-9, 12-4 Big West)
NCAA First Round

CAL STATE FULLERTON VS. WISCONSIN NCAA Midwest Region First Round

March 20, 2008 at Qwest Center (Omaha, Neb.)

Cal State Fullerton (56) - Scott Cutley 3-9 1-2 2-4 9; Frank Robinson 5-11 1-2 0-0 11; Marcus Morgan 1-3 0-0 0-0 2; Josh Akognon 11-23 5-12 4-5 31; Ray Reed 1-3 0-0 1-4 3; Marcio Lassiter 0-3 0-2 0-0 0; Eddie Lima 0-0 0-0 0-0 0; Kenneth Alexander 0-1 0-0 0-0 0; Andrew Green 0-2 0-0 0-0 0; Marcus Crenshaw 0-3 0-3 0-0 0.

Totals: 21-58 7-21 7-13 56

Wisconsin (71) - Marcus Landry 3-11 0-1 2-2 8; Joe Krabbenhoft 5-7 1-1 2-2 13; Brian Butch 7-14 0-1 0-3 14; Trevon Hughes 2-6 0-3 4-7 8; Michael Flowers 3-10 1-5 2-3 9; Jason Bohannon 2-7 1-5 8-8 13; Tanner Bronson 0-0 0-0 0-0 0; Tim Jarmusz 0-0 0-0 0-0 0; Jon Leuer 0-0 0-0 0-0 0; Greg Stiemsma 3-4 0-0 0-0 6. Totals: 25-59 13-16 18-25 71

Halftime: Wisconsin 30, Cal State Fullerton 28; Fouled out - Robinson; Rebounds - Cal State Fullerton 27 (Akognon 8, Cutley 3, Robinson 3, Reed 2, Morgan 2, Green 2), Wisconsin 50 (Landry 12, Krabbenhoft 9, Butch 9, Flowers 6, Stiemsma 4, Bohannon 3, Hughes 2, Bronson 1, Jarmusz 1); Assists - Cal State Fullerton 7 (Reed 3, Cutley 2, Robinson 2), Wisconsin 13 (Hughes 4, Flowers 4, Bohannon 2, Landry 1, Butch 1, Stiemsma 1); Turnovers - Cal State Fullerton 14, Wisconsin 17; Steals - Cal State Fullerton 9 (Akognon 3, Reed 3, Lassiter 2, Green 1), Wisconsin 8 (Hughes 4, Flowers 2, Krabbenhoft 1, Stiemsma 1); Blocked Shots - Cal State Fullerton 0, Wisconsin 7 (Landry 2, Krabbenhoft 2, Stiemsma 2, Butch 1); Total Fouls - Cal State Fullerton 25, Wisconsin 11; Attendance - 17,162.



2011-12 CAL STATE FULLERTON TITANS -- FRONT (L-R): Conway James, Kwame Vaughn, Perry Webster, Director of Basketball Operations Steve Becker, Assistant Coach Julius Hicks, Head Coach Bob Burton, Associate Head Coach Andy Newman, Assistant Coach Scott Waterman, Cameron Glover, Isiah Umipig, Jordan Knox. BACK (L-R): Graduate Manager Aaron Lawrence, Manager Brian Cruickshank, Orlando Brown, Sammy Yeager, Chris Collins, Andre Hardy, Bernard Webb, John Underwood, Orane Chin, Sedric Martin, Omondi Amoke, D.J. Seeley, Athletic Trainer Kyle Burnett, Manager Anthony Santos, Manager Andrew Dewlaney. (Not Pictured: Alex Harris)

For the sixth time in the program's Division I history, the Titans were involved in postseason play, earning their first-ever berth into the four-year-old CollegeInsider.com Tournament and a bus ride west across the basin to

2011-12 (21-10, 12-4 Big West)
CIT 1st Round

play Loyola Marymount. It was a bitter pill after Fullerton entered the Big West Conference Tournament a week earlier with momentum (following an emotional win over rival Long Beach State that spoiled the 49ers' shot at a perfect conference record) and the No. 2 seed, but fell victim to a stunning 65-59 upset by seventh-seeded UC Irvine, squashing its dreams of another tournament title and NCAA berth. When they arrived at Gersten Pavilion to face the Lions, however, the Titans were immediately shorthanded after sophomore starter Isiah Umipig opted out for personal reasons and senior reserve Orlando Brown went home to Oklahoma having already fulfilled his graduation requirements. A combination of no back-court depth, cold shooting, serious foul trouble, and an overwhelming performance at the free throw line by LMU (32-for-40) brought the Titans' season to a quick end. Cal State Fullerton finished 21-10 overall -- its sixth winning season in the nine years under Head Coach Bob Burton and only the seventh, 20-win season in school history. All five starters earned All-Big West accolades: D.J. Seeley was Newcomer of the Year and a first-team honoree, Kwame Vaughn and Omondi Amoke gained second-team honors, and Orane Chin and Umipig received honorable mention. The Titans finished among the Big West leaders in seven different categories, opening the non-conference portion of the season with an 8-3 mark before starting Big West play with back-to-back wins in Northern California over UC Davis and Pacific to cap a seven-game winning streak. Three consecutive losses followed to Central Coast rivals UC Santa Barbara and Cal Poly as well as a non-conference tilt with Bakersfield, but Fullerton closed strong with wins in 11 of its last 13 heading into the conference tournament.

Official Basketball Box Score - Game Totals - Final Statistics Cal State Fullerton vs LMU Lions 03/14/12 7:00 p.m. at Los Angeles, CA (Gersten Pavilion)

Cal State Fullerton 79 = 21-10

#	Player	Total		3-Pr		Rebounds		PF	TP	A TO	BL	STL	Min					
		FG	FTA	FG	FTA	Off	Def											
18	Chin, Orane	f	4-13	2-7	0-0	2	2	4	4	10	2	1	0	30				
11	Amoke, Omondi	f	0-3	0-0	1-4	4	3	7	5	1	1	2	0	11				
08	Webster, Perry	g	0-7	0-6	0-1	0	2	2	4	0	7	2	0	34				
05	Vaughn, Kwame	g	6-15	9-7	6-6	1	6	7	4	21	2	5	0	37				
11	Seeley, D.J.	g	11-26	3-6	7-11	4	4	8	1	32	0	1	0	38				
10	Glover, Cameron	g	1-1	1-1	0-0	0	0	0	1	3	1	0	0	1				
12	Underwood, John	f	1-4	0-0	0-1	0	0	1	4	2	0	1	0	8				
24	Webb, Bernard	g	0-0	0-0	0-1	0	0	0	1	0	0	0	0	4				
32	Collins, Chris	g	1-1	0-0	0-0	0	0	0	0	2	0	0	0	1				
33	Martin, Sedric	g	1-5	1-3	2-2	0	2	2	2	8	2	1	0	28				
44	Knox, Jordan	g	0-0	0-0	0-0	0	0	0	1	0	1	0	0	2				
	Team					5	3	8										
Totals			27-76	9-27	16-25	23	25	48	27	79	16	13	0	4				
FG % 1st Half: 16-41 39.0%		2nd half: 11-35 31.4%		Games: 27-56 42.4%		3FG % 1st Half: 3-12 25.0%		2nd half: 4-15 26.7%		Games: 6-23 26.1%		FT % 1st Half: 4-10 40.0%		2nd half: 12-15 80.0%		Games: 16-25 64.0%		Double-Doubles: 6

LMU Lions 88 = 20-12

#	Player	Total		3-Pr		Rebounds		PF	TP	A TO	BL	STL	Min					
		FG	FTA	FG	FTA	Off	Def											
08	HAMILTON, Ashley	f	5-11	0-1	3-6	2	7	5	1	13	1	5	1	35				
12	ARMSTEAD, LaRon	f	3-7	1-4	9-10	1	4	5	2	16	1	2	0	33				
22	OKONJI, Godwin	f	1-3	0-0	1-2	3	4	7	3	3	0	0	3	21				
34	VINEY, Drew	f	5-10	2-3	7-8	3	5	8	4	19	2	1	1	34				
09	IRELAND, Anthony	g	8-16	2-8	8-10	0	5	5	2	26	4	0	2	36				
02	BLACKWELL, C.J.	g	2-6	0-4	0-0	1	0	1	4	4	0	0	1	9				
04	DeBOSIS, Jarrod	g	1-5	1-3	2-2	0	2	2	2	5	2	1	0	28				
15	OSBORNE, Alex	g	0-1	0-0	2-2	0	2	2	0	2	0	1	0	4				
	Team					1	1	2										
Totals			25-59	6-23	32-40	11	30	41	18	88	10	12	6	200				
FG % 1st Half: 12-30 40.0%		2nd half: 13-29 44.8%		Games: 22-56 42.4%		3FG % 1st Half: 3-12 25.0%		2nd half: 4-15 26.7%		Games: 6-23 26.1%		FT % 1st Half: 18-20 90.0%		2nd half: 14-20 70.0%		Games: 32-40 80.0%		Double-Doubles: 6

Officials: Michael Evans, Newton Chelista, John Guzman

Technical Fouls: Cal State Fullerton=None, LMU Lions=None

Attendance: 1161

Final Round of 2012 CollegeInsider.com Postseason Tournament

Games by periods	1st	2nd	Total
Cal State Fullerton	41	38	79
LMU Lions	43	45	88

Lead LRU - CSF 2nd-03:17, LMU 2nd-01:04, Largest lead - CSF by 6 1st-17:26, LMU by 12 2nd-01:16.

Points	In Paint	Off	2nd	Fast	Bench
CSF	20	9	2	4	11
LMU	26	9	2	4	12

Score tied - 4 times, Lead changed - 4 times.



CAL STATE FULLERTON POSTSEASON TEAMS



2016-17 CAL STATE FULLERTON TITANS -- FRONT (L-R): Khalil Ahmad, Jamal Smith, Austen Awosika, Lionheart Leslie, Ryan Dodd, Anthony Santos, John Smith, Dedrique Taylor, Danny Sprinkle, Robert Spence, Tre' Coggins, Loren Brill, Jose Garcia Gonzalez, Kyle Allman Jr. Back Row (L-R): Dwight Ramos, Tim Myles, Jhan Paul Mejia, Arkim Robertson, Joshua Currentton, Darcy Malone, Richard Peters, Jackson Rowe, Davon Clare, Riley Dearing.

Head coach Dedrique Taylor led the Titans to just the seventh postseason berth in program history in 2016-17 as the team-hosted Weber State in the opening round of the CollegInsider.com Postseason

2016-17 (17-15, 10-6 Big West)
CollegInsider.com First Round

Tournament. The event also marked the first time Fullerton had ever hosted a postseason game. Cal State Fullerton went 17-15 on the year, with those 17 wins as the most since 2011-12. The team went 10-6 overall in league play and won eight of their last 10 regular-season games to earn a third-place finish in the Big West Conference. As the No. 3 seed in the Big West Conference Tournament, the Titans snapped a six-game losing streak in the league's tournament as they defeated Cal State Northridge in the quarterfinal round by a score of 81-68. Taylor's squad fell short against UC Davis in the semifinal, losing on a buzzer beater in overtime, 66-64. In the CollegInsider.com first round matchup against Weber State the Titans led late in the game but were unable to stop the Wildcats' run and lost 80-76. Jackson Rowe earned Big West Freshman of the Year honors, the fourth in program history, as he average 10.4 points and 7.2 rebounds per game in his rookie campaign. He was third in rebounds per game and first in the league in field goal percentage at 54.6. Senior guards Tre' Coggins was named a Big West First Team honoree and Lionheart Leslie garnered honorable mention plaudits. Coggins led the conference in scoring at 17.5 points per game. He also led the Big West in three-point field goals per game (2.97), percentage (35.6) and total three-pointers made (89). He scored 20+ points in 14 games on the year including games of 31 (Portland State, 11/13/16) and 34 points (at Cal Poly, 1/12/17). Leslie scored 10.6 points per game while he led the team and was second in the league in steals with 57, good for 1.78 per game. He spearheaded a Titan defense that forced 14.31 turnovers per game, the best mark in the conference.

Official Basketball Box Score - Game Totals - Final Statistics
Weber State vs Cal State Fullerton
03/16/17 7:00 PM at Titan Gym

Wetzer Studio 08 - 20-13

#	Player	Total		3-Pt		Rebounds		PF	TP	A	TO	BL	SH	Min	
		FG	FGA	FG	FGA	OFF	DEF								
1	HILL, Kyle	1	4.0	0-1	10-10	3	10	3	18	0	1	2	0	37	
6	DRAXTON, Zach	0	0-15	0-0	5-7	2	0	0	2	21	2	3	0	25	
10	HARDING,errick	0	4-5	2-4	0-0	0	1	1	4	10	2	1	0	23	
22	RICHARDSON,Ryan	0	2-10	2-10	2-2	0	4	0	0	9	3	1	0	38	
30	SENGUL,Jeremy	0	5-14	3-9	5-5	0	5	2	21	4	5	0	3	38	
04	JOHN, Cody	0	0-0	0-0	0-0	0	0	0	0	0	0	0	0	3	
24	CANNON,McKay	0	1-1	0-1	0-0	0	1	2	0	4	0	0	0	17	
25	BAKER,Dusty	1	1-4	0-2	0-0	3	1	4	1	2	0	0	0	18	
	Team		3	1		4									
Totals		24-61	7-27	25-27	11	29	40	14	80	15	11	2	4	200	
FG % 1st Half: 13-33 39.4%		2nd Half: 11-28 39.3%		Games: 24-61 38.2%		Rebounds: 11-29 40.0%		3Pt % 1st Half: 6-17 35.3%		2nd Half: 2-16 12.5%		Games: 7-27 25.9%		Double Rebounds: 0-1	
FT % 1st Half: 4-4 100.0%		2nd Half: 21-23 91.3%		Games: 25-27 92.6%											

Cal State Fullerton 76 - 17-15

#	Player	Total		3-Pt		Rebounds		PF	TP	A	TO	BL	SH	Min	
		FG	FGA	FG	FGA	OFF	DEF								
01	Darcy Malone	1	1-2	1-1	0-0	1	1	2	3	0	0	0	0	9	
00	Kyle Allman	0	6-14	0-3	5-5	0	3	3	1	17	3	0	0	32	
00	Tre' Coggins	0	3-12	3-8	0-0	0	3	3	2	9	1	1	0	32	
00	Lionheart Leslie	0	0-8	1-5	5-5	2	5	7	4	10	1	2	2	31	
14	Khalil Ahmad	0	8-16	1-5	1-2	1	5	6	4	16	3	2	0	32	
05	Davon Clare	0	0-1	0-0	0-0	0	1	1	0	0	0	0	0	9	
10	Austen Awosika	4	7-7	0-0	1-2	3	6	9	2	9	0	0	0	22	
10	Arkim Robertson	0	2-2	0-0	0-0	3	1	4	4	4	0	0	0	13	
32	Richard Peters	2	4-0	0-0	2-2	4	1	4	1	4	0	0	0	13	
28	Dwight Ramos	1	5-4	0-4	0-0	1	1	2	0	0	0	0	0	7	
	Team		1	1		2									
Totals		29-71	6-36	12-15	14	28	42	21	76	13	9	4	5	200	
FG % 1st Half: 16-34 47.1%		2nd Half: 15-37 40.5%		Games: 29-71 40.8%		Rebounds: 14-28 42.9%		3Pt % 1st Half: 3-9 33.3%		2nd Half: 4-17 23.5%		Games: 8-28 28.6%		Double Rebounds: 1	
FT % 1st Half: 3-3 100.0%		2nd Half: 6-10 60.0%		Games: 12-15 80.0%											

Officials: Frank Havel, Daryl Geisler, Juan Conzel

Technical Fouls: Weber State None, Cal State Fullerton None.

Attendance: 1202

First round of CollegInsider.com Tournament and Riley Wallace Classic

Score by periods	1st	2nd	Total
Weber State	30	45	75
Cal State Fullerton	33	43	76

Last FG - WSU 2nd Qtr 04, OUF 2nd Qtr 01.
Largest lead - WSU by 18 2nd Qtr 05, OUF by 7 2nd Qtr 01.
WSU led for 02:30, OUF led for 12:00, Game was tied for 04:00.

3rd Qtr 08-09, OUF 3rd Qtr 08-09.

Lead changed - 12 times.



2017-18 CAL STATE FULLERTON TITANS -- Back Row L-R: student manager Lorenzo Hernandez, student manager Matt Dabbah, student manager Ray Shou, Jamal Smith, Austen Awosika, Director of Operations Omar Nasir, assistant coach Anthony Santos, assistant coach Danny Sprinkle, head coach Dedrique Taylor, associate head coach John Smith, athletic trainer Kyle Bennett, video coordinator Marcel Davenport, Jose Garcia Gonzalez, Daniel Venzant, Ian Fox, student manager Eric Herrera, student manager Matthew Freeman, student manager Sammy Jones
Front Row L-R: Landon Kirkwood, Kyle Allman, Jr., Gaber Ozegovic, Dominik Heinzl, Johnny Wang, Arkim Robertson, Josh Pitts, Jackson Rowe, Davon Clare, Dwight Ramos, Khalil Ahmad.

Head coach Dedrique Taylor led the Titans to the NCAA Tournament for just the third time in program history as the team won the Big West Tournament Championship to secure an automatic bid.

2017-18 (20-12, 10-6 Big West)
NCAA TOURNAMENT First Round

The team recorded a 20-12 overall record and went 10-6 in league play, good for fourth place overall. As the No. 4 seed in the Big West Conference Tournament, the Titans won two close games against LBSU (76-74) and UC Davis (55-52) in the quarterfinal and semifinal rounds before handling UC Irvine (71-55) in the final, marking the program's third-ever conference tournament title. CSF earned a 15 seed in the NCAA Tournament and fell to No. 2 seed Purdue at Little Caesars Arena in Detroit in the opening round. Kyle Allman, Jr. was the Big West Tournament MVP and a first-team All-Big West honoree. He had one of the best scoring seasons in program history, scoring 623 points (No. 7 in a single season), including 20+ points 17 times on the year and he scored 30+ four times. His career-high 40 points came in a road win at Hawai'i (Jan. 27). For the year, he averaged 19.5 points per game on 48.9 percent shooting from the field, both of which were the top marks in the Big West Conference. Khalil Ahmad was a second-team All-Big West honoree and was second on the squad and sixth in the Big West in scoring at 15.1 points per game. He led the team in three-point field goals made with 57 and was first in free-throw percentage at 82.9. Ahmad hit four or more three-point field goals in eight games this season. Jackson Rowe earned All-Big West Honorable Mention plaudits as he scored 12.1 points per game and led the team in rebounding at 6.7 per game. He recorded four double-doubles on the year and led the team in blocks.

Official Basketball Box Score - Game Totals - Final Statistics
Cal State Fullerton vs Purdue
3/16/18 12:40 PM at Little Caesars Arena - Detroit, Mich



Cal State Fullerton 48 - 20-12

#	Player	Total		3-Pt		Rebounds		PF	TP	A	TO	BL	SH	Min	
		FG	FGA	FG	FGA	OFF	DEF								
00	Allman, Kyle	1	8-16	2-5	3-5	1	4	5	1	21	2	4	0	35	
00	Awosika, Austen	0	0-1	0-1	0-3	0	0	0	1	0	1	0	0	17	
10	Robertson, Arkim	0	0-1	0-0	1-2	0	5	3	3	1	0	0	0	13	
14	Ahmad, Khalil	1	4-12	1-4	1-3	0	7	7	4	1	5	0	1	34	
34	Rowe, Jackson	1	3-5	1-2	3-4	0	3	3	2	10	1	3	1	31	
01	Smith, Daniel	0	0-4	0-0	1-2	0	3	3	1	2	1	2	0	38	
02	Venzant, Daniel	0	0-2	0-1	0-0	0	0	0	0	0	0	0	0	2	
03	Ramos, Dwight	0	0-0	0-0	0-0	0	2	0	0	0	0	0	0	2	
06	Clare, Davon	1	3	1	0	0	3	2	2	0	1	0	0	14	
12	Kirkwood, Landon	0	0-2	0-1	0-0	0	1	0	1	0	0	0	0	2	
21	Heinzl, Dominik	2	2-2	0-0	0-0	1	1	4	4	0	1	0	0	9	
24	Pitts, Josh	0	0-1	0-0	0-0	0	1	4	4	0	2	0	0	8	
30	Wang, Johnny	0	0-1	0-1	0-0	0	0	0	0	0	0	0	0	5	
	Team		3	3		5									
Totals		18-50	4-18	8-16	6	20	34	24	48	7	17	5	3	200	
FG % 1st Half: 8-25 32.0%		2nd Half: 10-25 40.0%		Games: 18-50 36.0%		Rebounds: 6-20 30.0%		3Pt % 1st Half: 1-7 14.3%		2nd Half: 6-11 54.5%		Games: 8-16 50.0%		Double Rebounds: 0	
FT % 1st Half: 2-3 66.7%		2nd Half: 6-11 54.5%		Games: 8-16 50.0%											

Purdue 74 - 29-6

#	Player	Total		3-Pt		Rebounds		PF	TP	A	TO	BL	SH	Min	
		FG	FGA	FG	FGA	OFF	DEF								
00	Edwards, Carson	4	12-14	1-4	6-6	0	4	4	2	15	1	1	0	27	
11	Thompson, P. J.	3	5-5	3-5	7-9	1	2	3	1	11	2	0	0	34	
12	Schwartz, Vincent	4	6-12	2-4	1-3	0	7	7	4	15	0	1	0	31	
31	Mathias, Dakota	2	7-7	2-5	2-2	0	4	4	2	8	2	1	0	26	
44	Hines, Isaac	3	7-9	3-5	4-6	10	4	9	0	0	0	0	0	15	
14	Cline, Ryan	1	1-5	1-0	4-4	0	2	2	0	0	0	0	0	21	
16	Lucas, Tawny	0	0-2	0-0	0-0	0	0	0	0	0	0	0	0	2	
20	Eastern, Nojel	1	4-4	0-0	1-1	3	4	2	0	0	0	0	0	19	
29	Taylor, Jacquill	1	2-0	0-0	0-0	2	2	0	2	0	0	0	0	5	
24	Erfert, Grady	1	1-1	0-0	1-2	1	1	2	3	0	0	0	0	9	
02	Hawes, Matt	1	2-0	0-0	2-1	4	4	2	0	2	0	0	0	21	
	Team		3	3		3									
Totals		23-50	9-32	19-37	12	32	44	18	74	10	9	4	5	200	
FG % 1st Half: 10-30 33.3%		2nd Half: 13-20 65.0%		Games: 23-50 46.0%		Rebounds: 12-32 38.0%		3Pt % 1st Half: 3-11 27.3%		2nd Half: 6-13 46.2%		Games: 9-22 40.9%		Double Rebounds: 2	
FT % 1st Half: 2-12 16.7%		2nd Half: 12-15 80.0%		Games: 23-50 77.6%											

Officials: Jeff Anderson, Karl Hess, Brandon Cruz

Technical Fouls: Cal State Fullerton None, Purdue None.

Attendance:

NCAA East Region First Round - #2 seed Purdue vs #13 seed CS Fullerton

Score by periods	1st	2nd	Total
Cal State Fullerton	21	27	48
Purdue	30	44	74

Last FG - CSF 2nd Qtr 04, PURDUE 2nd Qtr 03.
Largest lead - WSU by 18 2nd Qtr 05, OUF by 21 2nd Qtr 01.
OUF led for 00:41, PURDUE led for 05:52, Game was tied for 06:17.

Score by periods

18 out of 30 made.

Lead changed - 3 times.



CAL STATE FULLERTON POSTSEASON TEAMS



2018-19 CAL STATE FULLERTON TITANS -- BACK (L-R): Smith, Jamal; Awasika, Austen; Director of Operations Brown, Tyler; Assistant Coach Santos, Anthony; Assistant Coach Sprinkle, Danny; Head Coach Taylor, Dedrique; Associate Head Coach Smith, John; Athletic Trainer Burnett, Kyle; Video Coordinator Crenshaw, Keith; Garcia Gonzalez, Jose; Venzant, Daniel. FRONT (L-R): Kirkwood, Landon; Allman Jr., Kyle; Ozegovic, Gaber; Heinzl, Dominik; Wang, Johnny; Kuljuhovic, Amel; Pitts, Josh; Rowe, Jackson; Clare, Davon; Arnold, Wayne; Ahmad, Khalil

Head coach Dedrique Taylor and his squad made program history in 2018-19 as they earned 10+ conference wins three straight years for the first time ever. It is also the first time the Titans have earned postseason berths three consecutive seasons as well. It was a streaky year for the Titans as they had the No. 15 ranked non-conference strength of schedule in the nation and boasted an overall record of 4-10 entering Big West Conference play. After dropping the first two games, the Titans ripped off five straight victories and won nine of 10. After losing three of the last four games, the Titans took the No. 3 seed heading into the Big West Tournament and would reach the final after an overtime win against UC Davis in the quarterfinal and an improbable comeback against UC Santa Barbara in the semifinal. Facing UC Irvine in the second straight Big West Tournament Final, the Anteaters came out on fire and did not cool off as the Titans had to settle for a runner-up finish. Fullerton earned a spot in the CollegeInsider.com Postseason Tournament for the second time in the last three years as it hosted CSU Bakersfield but they lost in the first round. Individually, Kyle Allman, Jr., Khalil Ahmad and Jackson Rowe were named to the All-Big West First, Second and Honorable Mention teams, respectively, for the second straight year. Allman also earned second-team All-District accolades for the second consecutive year. Ahmad and Allman were named to the Big West All-Tournament team as well.

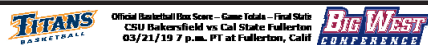
2018-19 (16-18, 10-6 Big West)
College Insider.com First Round



2021-22 CAL STATE FULLERTON TITANS -- BACK (L-R): Video Coordinator Garret Boaz; Athletic Trainer Burnett, Kyle; Student Manager Josh Taylor; Graduate Assistant Cutley, Scott; Assistant Coach Santos, Anthony, Head Coach Taylor, Dedrique; Harris, Jalen; Milstead, Damari; Wrightsell Jr, Latrell; Maddox Jr, Dante; Carter, Cameron; Assistant Coach Brooks, Joey; Assistant Coach Walker, Chris; Student Manager Emily Hiyashi; Strength and Conditioning Coach Belgic, Alex; Director of Operations Hamm, Ryan; Student Manager Kalil Freeman FRONT (L-R): Spivey, Landis; Maddox Jr, Tray; Dombia, Ibrahim Famouke; Anosike, E.J.; Lee, Vincent; Laku, Lado; Carper, Grayson; San Antonio, Tory

Head coach Dedrique Taylor led the Titans to the NCAA Tournament for just the fourth time in program history as the team won the Big West Tournament Championship to secure an automatic bid. Taylor is the first Titans coach to lead the team to the NCAA tournament twice in program history.

The team recorded a 21-10 overall record and went 11-4 in league play, good for second place overall. As the No. 2 seed in the Big West Conference Tournament, the Titans defeated UC Davis handily in the quarterfinal round (73-55) and Hawaii (58-46) in the semifinal round before grinding out a 72-71 win over Long Beach State in the championship game. CSF earned a 15 seed in the NCAA Tournament and will square off against the No.2 Duke. E.J. Anosike was the Big West Tournament MVP and a first-team All-Big West honoree. Anosike was also the Big West newcomer of the year. He led the conference with 16.5 points per game while leading the team in rebounds with 8.3 per game. Jalen Harris was named the Big West 6th Man of the Year. He averaged 9.2 points per game and shot 43.4 % from the field. He scored a season-high 20 points against UC Riverside on Jan. 29. Damari Milstead was named to the Big West All-Second Team. Milstead averaged 12.1 points per game and 2.8 assists per game. He also led the conference with 2.0 steals per game.



Official Basketball Box Score - Game Totals - Final Stats
CSU Bakersfield vs Cal State Fullerton
03/21/19 7 p.m. PT at Fullerton, Calif

CSU Bakersfield 66 • 17-15, 7-9

#	Player	Total		3-Ptr		Rebounds		PF	TP	A	TO	BLK	STL	Min
		FG	FGA	FT	FTA	Off	Def							
00	Macore, Tazze	1	5-9	1-3	0-0	2	4	6	3	11	2	3	1	24
04	Subley, James	1	5-11	0-0	7-8	6	6	12	2	17	2	3	0	28
00	Joener, Jarriel	0	5-12	1-3	6-8	1	3	4	1	17	1	0	0	34
02	Holden, Ricky	9	2-8	1-3	2-2	1	2	3	0	7	3	1	0	33
10	Edler-Davis, Justin	0	3-12	0-4	0-0	2	3	5	2	6	0	1	0	28
01	Williams, Darius	0	0-1	0-0	0-0	0	1	1	0	0	0	1	0	3
11	McNeal, Kevin	0	0-4	0-0	0-0	0	2	2	0	0	0	1	0	12
21	Lea, Greg	0	0-3	0-0	0-0	2	0	2	3	0	0	0	0	7
22	McCall, Justin	2	2-6	0-0	1-1	2	1	3	3	5	0	0	1	19
25	Person Jr., Darrin	0	0-2	0-0	3-4	2	1	3	3	3	0	1	0	12
Teams			22-68	3-13	19-23	19	25	44	17	66	8	11	2	3
Totals			22-68	3-13	19-23	19	25	44	17	66	8	11	2	3

FG % 1st Half: 12-40 30.0% 2nd Half: 10-28 35.7% Game: 22-68 32.4%
3Pt % 1st Half: 2-8 25.0% 2nd Half: 1-5 20.0% Game: 3-13 23.1%
FT % 1st Half: 8-9 88.9% 2nd Half: 11-14 78.6% Game: 19-23 82.6%

Cal State Fullerton SB • 16-18, 10-6

#	Player	Total		3-Ptr		Rebounds		PF	TP	A	TO	BLK	STL	Min
		FG	FGA	FT	FTA	Off	Def							
00	Wang, Johnny	1	0-0	0-0	0-0	0	0	0	4	0	0	0	1	10
34	Rowe, Jackson	1	6-10	0-1	8-9	1	10	11	0	20	1	0	2	38
00	Allman, Kyle	0	4-14	0-5	5-6	0	2	2	3	13	0	2	0	36
10	Awasika, Austen	0	0-2	0-0	0-0	1	4	5	0	3	0	3	1	30
14	Ahmad, Khalil	0	6-14	4-10	4-4	0	1	1	3	7	0	2	0	29
05	Clare, Davon	1	1-5	0-1	0-0	2	3	5	1	2	4	2	1	25
11	Arnold, Wayne	1	1-2	1-1	0-0	0	6	6	1	3	1	0	0	12
12	Smith, Jamal	0	0-2	0-1	0-0	0	0	2	4	0	0	1	1	15
22	Kuljuhovic, Amel	0	0-1	0-0	0-0	0	0	0	1	0	0	1	0	3
08	Pitts, Josh	0	0-0	0-0	0-0	0	0	0	2	0	0	0	0	2
Teams			18-50	5-19	17-19	7	30	37	22	58	10	13	6	5
Totals			18-50	5-19	17-19	7	30	37	22	58	10	13	6	5

FG % 1st Half: 3-19 15.8% 2nd Half: 15-33 45.5% Game: 18-50 36.0%
3Pt % 1st Half: 0-7 0.0% 2nd Half: 5-12 41.7% Game: 5-19 26.3%
FT % 1st Half: 10-12 83.3% 2nd Half: 7-7 100.0% Game: 17-19 89.5%

Officials: Leven Zakarian, Martin Clicheck, Kely Paul Guerrero
Technical Fouls: CSU Bakersfield-Leon Greg, Cal State Fullerton-Ahmad, Khalil, Pitts, Josh.
Non-Technical Fouls: 0-0

Score by quarters	1st	2nd	Total
CSU Bakersfield	34	32	66
Cal State Fullerton	16	42	58

Points in the Paint: CSU 30, Cal 24
Fast Break Points: CSU 12, Cal 4
Second Chance Points: CSU 8, Cal 0
Bench Points: CSU 6, Cal 5

Last FO - CSUB 2nd-01:18, CSF 2nd-00:13
Largest Lead - CSUB by 18 (01:17), CSF by 1 (01:00)
CSUB led for 37:33, CSF led for 01:06. Game was tied for 01:18.
Score tied - 3 times.
Lead changed - 9 times.



TITAN GYM

HOME FLOOR RECORD

Year	W-L	Pct.
1974-75	7-3	.700
1975-76	9-1	.900
1976-77	9-2	.838
1977-78	11-2	.846
1978-79*	8-2	.800
1979-80*	4-5	.444
1980-81*	3-4	.429
1981-82*	10-2	.833
1982-83	13-0	1.000
1983-84	10-4	.714
1984-85	9-5	.643
1985-86	8-5	.615
1986-87	11-3	.786
1987-88	10-3	.769
1988-89	8-7	.533
1989-90	9-4	.692
1990-91	11-3	.786
1991-92	9-4	.692
1992-93	10-3	.769
1993-94	4-9	.308
1994-95	4-8	.333
1995-96	4-8	.333
1996-97	8-5	.615
1997-98	7-6	.538
1998-99	10-3	.769
1999-00	6-7	.462
2000-01	3-11	.273
2001-02	4-9	.308
2002-03	6-6	.500
2003-04	8-6	.571
2004-05	10-2	.833
2005-06	7-5	.583
2006-07	12-2	.857
2007-08	11-3	.786
2008-09	6-6	.500
2009-10	9-5	.643
2010-11	7-5	.583
2011-12	13-1	.929
2012-13	6-7	.462
2013-14	8-6	.571
2014-15	6-8	.429
2015-16	5-8	.385
2016-17	12-4	.750
2016-17	9-4	.692
2017-18	10-4	.714
2018-19	9-4	.692
2019-20	6-8	.429
2020-21	5-4	.555
2021-22	11-2	.846
2022-23	11-2	.846
2023-24	7-7	.500
Total	404-233	.634



Cal State Fullerton's Titan Gym has served as the home court advantage for the Titans' men's basketball team since the 1965-66 season. Historically one of the most difficult places to play because of the proximity of the seats to the playing floor, Titan Gym has been upgraded to make it more fan friendly while still intimate.

Chairback seats have replaced most of the bleachers, portable basket supports have replaced fold down backboards, and new paint and signage have been added. Most recently, construction was completed on a new floor design thanks to Steve Wright and his staff at Champion Hardwood Floors in Canyon Lake, Calif., while Cal State Fullerton alumnus Michael Greenlee (Class of '98) designed and laid-out the court prior to the 2013-14 academic year.

Serving as the home court advantage for Cal State Fullerton's volleyball and basketball teams, Titan Gym was completed in time for the 1965-66 basketball season for just under \$3 million and opened its doors for its first official game (a basketball doubleheader) on Dec. 7, 1965. The third-year Cal State Fullerton freshman team (coached by Neale Stoner) played Fullerton College that night while the varsity squad (coached by Alex Omalev) defeated Southern California College (now Vanguard University), 106-75, led by 19 points from guard Roland Owens.

Since then, Titan Gym has been home to more than its fair share of memorable moments, including a record, standing-room-only crowd of 5,105 on Feb. 24, 1983, when the Titans upset unbeaten and No. 1-ranked UNLV and as host venue for the 1984 Los Angeles Summer Olympics handball competition.

Numerous upgrades have occurred over the years, including chair back seats replacing most of the bleachers, portable basket supports taking the place of the fold-down backboards, and a complete floor replacement during the summer of 2008. Additional balcony seating was added on the south side of the venue for the 2005-06 season, increasing the capacity to around 4,000 and providing a much-needed practice floor behind the upstairs bleachers.

In 2012, a state-of-the-art video board with replay capability was installed on the east end along with upgraded scoreboards and "hustle" boards on the west wall.



MEMORABLE MOMENTS AT TITAN GYM

Feb. 25, 1982 - The Titans edged UC Irvine and two-time All-American and Pacific Coast Athletic Association Player of the Year Kevin Magee, 68-62, in triple overtime in front of 3,096 at Titan Gym. Starting guards Leon Wood and Ricky Mixon scored 24 points apiece.

Feb. 24, 1983 - Probably the most memorable game in the history of Titan Gym came on Feb. 24, 1983 when Cal State Fullerton defeated unbeaten an No. 1 ranked UNLV, 86-78 before a record overflow crowd of 5,015 (capacity 4,200) that stormed the floor at the buzzer. Leon Wood, Ricky Mixon and Tony Neal led the way over Jerry Tarkanian's Runnin' Rebels featuring Sidney Green and Larry Anderson.

Summer 1984 - Hosted Olympic Handball in 1984 Olympic Summer Games

Feb. 4, 1986 - Forward Kerry Boagni made a desperate tip-in from about 8 feet off the glass at the buzzer to beat Fresno State, 52-51. But listeners to John Rebenstorff's radio broadcast were denied the thrill because a youngster playing under the bleachers tripped over the master telephone cord and ripped it out of the wall with about one minute to play.

Dec. 19, 1986 - Cal State Fullerton defeated visiting Washington, 75-55, during a televised game in front of 3,279 at Titan Gym. Richard Morton scored a game-high 23 points and added five assists.

Feb. 9, 1989 - Forward Derek Jones ran down an offensive rebound in the right corner, turned and while falling out of bounds makes the only three-point basket of his two-year Titan career to force overtime vs. UNLV. Freshman guard Wayne Williams hits a near half-court shot at the final buzzer for a 93-92 Titan win.

Dec. 29, 1990 - Joe Small's 15-foot offensive rebound/follow shot of his own miss at the buzzer clinched a 62-60 win over Colorado State. The Rams had a large fan following because of that night's Freedom Bowl football game at Anaheim Stadium vs. Oregon as 3,729 fans packed Titan Gym. Small scored a game-high 26 points while Agee Ward chipped in 15.

Jan. 17 & Jan. 22, 1991 - Long Beach State's Kevin Cutler shattered the east backboard with 16:10 remaining in the first half on Jan. 17, resulting in a hole punched in the floor, causing a suspension of the game, which was completed on Jan. 22. Long Beach State recorded the 94-76 victory with a 26-point, 18-rebound effort from Cutler.

March 13, 1991 (Women's Basketball) - As a No. 7 seed in the NCAA Tournament, Cal State Fullerton was locked into a first-round game with three-time national champion Louisiana Tech. Michelle Hennessey hit a pair of free throws with 24 seconds left and Fullerton held on for the 84-80 victory. It was the Titans' first NCAA Tournament win, and for the first time in 10 years, Louisiana Tech was eliminated in the first round.

Dec. 16, 2006 - Bobby Brown produced a 47-point performance in a 94-65 win over Bethune-Cookman, knocking down 11 of his 13 three-point attempts.

SINGLE-GAME ATTENDANCE RECORDS

Att.	Opponent	Date
6,172	Long Beach State*	02.22.79
5,015	UNLV	02.24.83
4,859	BYU*	11.28.81
4,688	Long Beach State	02.19.77
4,650	Utah State	02.10.79
4,387	Long Beach State	01.08.83
4,310	UC Irvine	01.06.83
4,286	Fresno State	02.09.84
4,272	Fresno State	01.27.83
4,256	UNLV	02.18.85
4,234	UNLV	01.19.87
4,226	UNLV	01.28.84
4,128	UNLV	03.06.93
4,113	UNLV	01.13.88
4,075	San Diego State	02.21.76
4,032	UNLV	03.02.91
4,026	Cal Poly Pomona	12.03.83
4,014	UC Irvine	01.26.84
	Utah State	02.26.83
4,003	UNLV	03.03.90
4,000	UNLV	02.09.89
3,978	Hawaii	02.02.13
3,824	UNLV	01.18.86
3,729	Colorado State	12.29.90
3,722	Fresno State	02.04.85
3,702	UNLV	01.02.92
3,644	UC Santa Barbara	02.04.89
3,619	Long Beach State	02.19.90
3,576	Pacific	03.03.05

* Game Played at the Anaheim Convention Center

SINGLE GAME ROAD CROWDS

Att.	Opponent	Date
19,246	at UNLV	02.12.87
19,010	at UNLV	01.03.90
18,995	at UNLV	01.04.91
18,466	at BYU	12.11.80
18,405	at UNLV	01.16.89
18,120	at BYU	12.13.86
17,530	at UNLV	02.11.88
17,400	at UNLV	02.23.84
15,347	at BYU	11.22.96
14,756	at Utah	12.27.95

SEASON ATTENDANCE YEAR-BY-YEAR

Year	Overall	Avg.	Home	Avg.
1972-73	51,810	1,993	4,898	544
1973-74	23,230	893	7,525	684
1974-75	47,698	1,987	10,035	1,004
1975-76	52,524	2,101	15,740	1,749
1976-77	81,950	3,152	21,859	1,987
1977-78	155,735	4,867	30,388	2,338
1978-79	116,717	4,323	40,250	3,354
1979-80	128,747	4,768	22,966	2,088
1980-81	68,407	2,534	16,884	1,535
1981-82	86,218	2,694	21,098	1,623
1982-83	136,472	4,706	45,560	3,505
1983-84	136,500	4,550	45,891	3,278
1984-85	128,318	4,277	31,880	2,277
1985-86	128,538	4,017	28,338	2,024
1986-87	167,974	5,599	38,600	2,757
1987-88	114,959	3,964	29,112	2,239
1988-89	118,695	4,093	29,759	1,984
1989-90	136,513	4,707	36,531	2,609
1990-91	100,783	3,599	29,285	2,092
1991-92	101,187	3,614	24,565	1,890
1992-93	96,597	3,578	27,393	2,107
1993-94	70,870	2,625	12,039	926
1994-95	97,162	3,599	13,791	1,149
1995-96	83,565	3,214	13,450	1,121
1996-97	82,548	3,057	16,450	1,265
1997-98	83,030	2,965	13,822	1,063
1998-99	66,566	2,465	13,624	1,048
1999-00	46,675	1,729	10,098	777
2000-01	57,619	2,058	12,920	923
2001-02	53,733	1,990	12,606	970
2002-03	60,981	2,103	13,050	1,088
2003-04	58,562	2,092	13,730	981
2004-05	67,529	2,110	16,436	1,370
2005-06	52,558	1,812	12,440	1,037
2006-07	59,859	1,995	13,542	967
2007-08	84,994	2,576	12,850	918
2008-09	86,222	2,694	15,630	1,302
2009-10	65,945	2,127	18,116	1,294
2010-11	93,829	3,027	13,212	1,101
2011-12	83,546	2,695	16,938	1,210
2012-13	76,139	2,379	17,512	1,347
2013-14	77,888	2,686	18,956	1,354
2014-15	-	-	15,648	1,118
2015-16	64,884	2,163	14,001	1,077
2016-17	58,421	1,826	14,129	883
2017-18	93,356	2,917	19,004	1,357
2018-19	78,074	2,296	13,692	1,053
2019-20	56,016	1,807	12,276	877
2020-21	Fans not allowed due to COVID-19			
2021-22	54,302	1,697	7,802	600
2022-23	54,449	1,650	12,063	928
2023-24	70,458	2,202	11,478	820