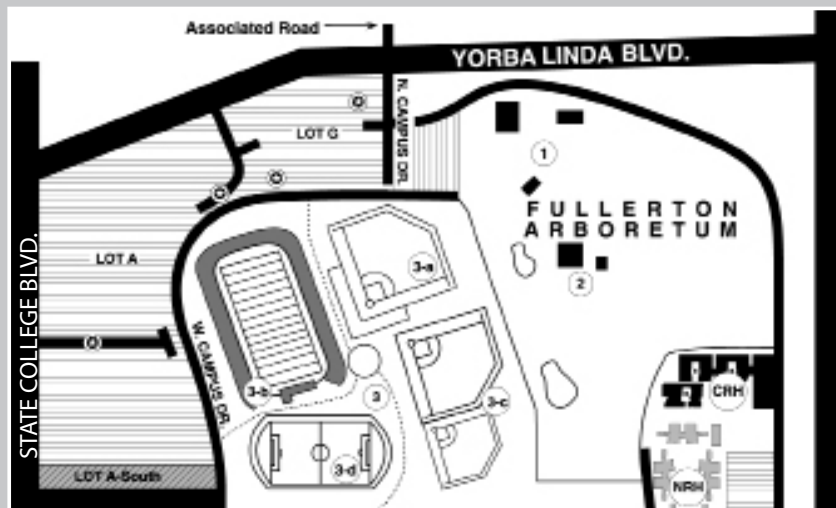




2024 RECORD BOOK



MEDIA INFORMATION



DIRECTIONS: Goodwin Field, Cal State Fullerton's on-campus baseball facility, is located within 40 miles of three major Southern California airports (LAX, Ontario, Orange County/John Wayne), and is located adjacent to the Orange (57) Freeway. From the 57, exit Yorba Linda Blvd. and head west towards State College Blvd. By turning left at Associated Rd. (before State College), you can enter LOT G just beyond the left field wall. If you continue towards State College Blvd., you can then head south on State College (left) and access LOT A.

PARKING: Goodwin Field is accessible from both Lots A and G. Parking Monday-Thursday and Friday before 5 p.m. will require an \$8 parking permit. Fridays after 5 p.m., Saturdays and Sundays are free. If you are part of the media, you may request a parking permit from the media relations office at (657) 278-7547, and it will either be sent to you, or left for you at will call if available.

FULLERTONTITANS.COM: Cal State Fullerton relaunched its official athletic web site fullertontitans.com in the summer of 2012, providing fans and media the official word of Titan Athletics with an updated look and new features. fullertontitans.com provides up-to-date results, news, schedules, player biographical information, statistics, in-game scoring and links to audio and video webcasts. Fans can even purchase tickets for upcoming home sporting events as well as shop for Titan merchandise at the university's online store. For the latest information in Titan athletic programs, visit fullertontitans.com.

MEDIA CREDENTIALS: Requests should be made preferably via email to raguerrero@fullerton.edu, or by phone (657-278-7547) as far in advance as possible and no later than 24 hours before game time. When time permits or is requested, credentials can be mailed. Otherwise, credentials can be picked up at the press will call on the walkway leading up to Goodwin Field's main gate on the third base side. Photo credentials will be issued on a per-game basis and must be worn in plain sight at all times. All photographers must remain in the camera wells located to the outfield side of each dugout. NCAA regulations regarding photography must be adhered to at all times.

TELEPHONES: The press box phone number (for media scoring updates only) is (657) 278-5327. Additional phone lines are available on a shared basis in the press box with additional lines in the softball press box (located adjacent to the baseball facility). Up to two telephone lines can be made available to the designated radio station of the visiting team. Please make arrangements through the athletic media relations (raguerrero@fullerton.edu or 657-278-7547) office well in advance. ISDN lines are not installed, but can be purchased from the university's phone services department. If you have special phone or ISDN needs, contact Gabriel King at (657) 278-3044.

PRESS BOX: The press box is located on the walkway behind the home plate seating area. Limited seating is available with beat writers receiving priority. Radio positions and additional media seating will be allocated in the press box or in the rows immediately in front of the press box, if necessary.

HIGH-SPEED INTERNET: The press box is equipped with several high-speed data jacks for on-line browsing and transmission as well as a wireless option that requires your email address to access. If wireless is not an option, media members should bring their own network cables. In the event of overcrowding, there are additional lines in the softball press box adjacent to the baseball field and classrooms in the kinesiology building. There are no reserved internet

lines, and they will be distributed on a first-come, first-serve basis.

INTERVIEWS: Coaches and student-athletes will be available for postgame interviews on the field after a brief cooling down session and team meeting. Midweek interviews can be conducted before or after practices, which generally start after 1:00 p.m. or can be set up by special arrangement. Any special requests should be made through Rafael Guerrero at the athletic media relations office (raguerrero@fullerton.edu / 657-278-7547) in advance. Interviews with visiting coaches or players should be arranged through the visiting team's SID.

GOODWIN FIELD



On April 18, 1992, Goodwin Field (then Titan Field) became the new home of Cal State Fullerton baseball. The occasion was marked with the Titans sweeping a doubleheader against Loyola Marymount, 8-2 and 11-3, setting the tone for the next 20-plus seasons. The 2012 season marked the 20-year anniversary of the home of the Titans.

Goodwin Field is the third on-campus diamond to serve as the Titans’ home field. The team’s first field was laid out to the west of Titan House, located to the southeast of the current stadium. Home plate was in the southeast corner of the field plowed out of the citrus groves. A new field was built around 1970 on today’s site, but with home plate located where the current left field foul pole rises. The largest crowd to see a game at that field, with small portable bleachers and plenty of standing room, was estimated at 5,000 in 1979, when Fullerton hosted the University of Hawai’i and heralded pitcher Derek Tatsuno.

In the past, the Titans have also had to play “home” games at local parks, such as Fullerton’s Amerige Park and Anaheim’s Boysen Park, as well as borrowed junior college fields at Fullerton, Santa Ana, and Orange Coast Colleges during the installation of lights at Titan Field in 1983.

Since its inauguration, Goodwin Field has been an undeniable home field advantage for the Titans, as they have amassed a stunning 549-176 overall record and a .757 winning percentage. In fact, the Titans tallied their best home season ever in 2003 at Goodwin Field when they won their first 22 games at home before finishing with a 32-3 (.914) mark.

Thanks in part to the extensive renovations and a commitment by the university to transform the field into a state-of-the-art facility, the NCAA named Goodwin Field as a site for the Regionals for the first time in 2000, and again in 11 of the past 14 seasons. The field has also played host to the Super Regionals in nine of the last 14 seasons. For the Titans’ first 21 Regionals appearances, the team was on the road, qualifying for more College World Series appearances (10) by winning on the road than any other school in NCAA history. But that record got put on hold when Fullerton hosted Mississippi State in its first home Super Regionals in June of 2001 where Goodwin Field was the site of consecutive sellout (then) crowds of 3,412. They saw the Titans sweep the Bulldogs, clinching a College World Series berth in front of a home crowd for the very first time.

The home field has definitely been an advantage in the postseason as the Titans have gone 50-15 (.769) overall, having won 16 of the 21 postseason tournaments (Regional and Super Regionals) at Goodwin Field.

In 2005, Goodwin Field’s attendance records toppled the previous record attendance (3,581 set on June 7, 2003) on five separate occasions, setting a new benchmark of 3,654. During the last few weeks of the 2005 Titan Baseball season, fans flocked to Goodwin Field, selling out (3,654) four times total,

three of which were consecutive games, from June 6 to June 11. In fact, in 2005, Cal State Fullerton saw a record number of fans show up for a series at Goodwin Field. In three games with cross-town rival Long Beach State, Goodwin Field held 10,355, shattering the old record of 8,728 set back in 2003 between the same two teams.

Over the years, the Titans’ home field has seen many changes in name, appearance and location. In an effort to always provide the best facilities for its players, Goodwin Field remains a work in progress.

As recently as the winter of 2011-12, the Doubek V.I.P Room received the facility’s most significant update. The room has had its garage-like doors replaced with windows that will overlook both the baseball and softball fields and a standing bar circles the entire room. New drywall and paint has also created more space to show off the program’s storied history. The back deck that overlooks the softball facility has a new synthetic patio cover for a more pleasurable outdoor experience and cosmetically, the structures all received an exterior brick facade. The 18-year-old “temporary” press box also got some love with a fresh-coat of paint, a new floor as well as a sheetrocked back wall and brick facade.

In December of 2010, Goodwin Field’s weathered wooden fence – installed prior to the 1999 season – was removed and replaced with a new padded chain-linked fence. The fence stands 10-feet tall

GOODWIN FIELD AT A GLANCE

Playing Surface:	Natural Grass
Outfield Fence:	Padded Chain Linked Fence; 10-feet high
Dimensions:	L-R: 330-385-400-385-330
Titans’ Record at Goodwin:	549-176 (.757)
Titans’ Postseason Record At Goodwin	50-15 (.769)
First Game:	April 18, 1992 (8-2 vs. LMU)
Dedicated:	May 4, 1992 by actor/alumnus Kevin Costner
Seating Capacity:	3,500
Largest Crowd:	3,654 (4 times in 2005), last vs. Arizona St., June 11, 2005
Largest Regular Season Crowd:	3,554 vs. Long Beach State, May 21, 2005
Largest Series Crowd:	10,355 vs. Long Beach State, May 20-22, 2005
NCAA Regionals Hosted:	12 (2000-2001, 2003-06, 2008-2011, 2013, 2015)
NCAA Super Regionals Hosted	9 (2001, 2003-09, 2013)
BWC Tournaments Hosted:	2 (1996, 1998)

GOODWIN FIELD

all the way around except where it is notched below the scoreboard in left field. In the spring of 2011, a \$200,000 digital message board replaced the ancient (in terms of technology) board that was installed in 1994. In 2009, the actual scoreboard was replaced with a new digital LED board that allows for brightness controls as well as the ability to customize team names which comes in handy during postseason tournaments.

In 2008, a slightly larger makeover included a new laser-graded infield, state-of-the-art synthetic turf around the home plate area, a new anti-dust Hilltopper warning track much like the one used down the freeway at Angel Stadium, and upgraded gates and fencing in and around the bullpen areas.

Over the holiday break in 2005-06, Goodwin Field received its first covered batting cage and bullpen facility. The lit structure, located adjacent to right field, between the coaches' offices and the Arboretum, covers batting tunnels equipped with pitching machines and pitching mounds for use at night and in inclement weather.

A larger-scale, \$3 million project was completed just before opening day in 2001, when the stadium's seating capacity was expanded from 1,750 to nearly 3,500. Also, for the first time, the stadium included an on-site clubhouse-style building connecting to the adjoining softball stadium. The clubhouse includes locker rooms, coaches' offices, umpire quarters and an enclosed VIP viewing and entertainment area.

On April 14, 2000, the stadium's name was officially changed from Titan Field to Goodwin Field, in honor of benefactors Jerry and Marilyn Goodwin. The occasion was marked by a ceremony prior to the Titans' game against Long Beach State.

GOODWIN FIELD
RECORDS

YEAR.....	RECORD	PCT
1992	5-1833
1993	16-7696
1994	24-5828
1995	25-3893
1996	26-5839
1997	19-9679
1998	23-10697
1999	23-6793
2000	20-11645
2001	27-10730
2002	20-9690
2003	32-3914
2004	24-9727
2005	28-9757
2006	29-5853
2007	19-10655
2008	27-10730
2009	25-8758
2010	26-9742
2011	23-6793
2012	21-9700
2013	25-6806
2014	21-8724
2015	21-8724
2016	23-10697
2017	21-8724
2018	16-10615
2019	11-15423
2020	2-7222
2021	10-15400
2022	16-14533
2023	15-13536
2024	11-18379

TOTALS..... 672-284703

Pictured upper right: Augie Garrido applauds and catcher Jason Moler congratulates Kevin Costner after the Titans' new ballpark dedication in 1992.



TOP 10 ATTENDANCE MARKS

NO.	ATT.	DATE	OPPONENT	TIME OF YEAR	W/L	SCORE
1.	3,654	Jun. 11, 2005	Arizona State	Super Regional	L	2-6
	3,654	Jun. 10, 2005	Arizona State	Super Regional	W	3-2
	3,654	Jun. 6, 2005	Arizona	Regional	W	6-3
	3,654	Jun. 4, 2005	Arizona	Regional	L	5-6
5.	3,604	Jun. 3, 2005	Harvard	Regional	W	19-0
6.	3,581	Jun. 7, 2003	Arizona State	Super Regional	L	6-7
7.	3,554	May 21, 2005	Long Beach State	Regular Season	W	7-2
	3,554	May 20, 2005	Long Beach State	Regular Season	L	1-5
9.	3,541	Jun. 6, 2003	Arizona State	Super Regional	W	5-1
10.	3,514	Apr. 22, 2007	Pacific	Regular Season	W	12-1



GOODWIN FIELD

GROUND RULES



- When all gates to the bullpens, camera wells and exits are closed, the Goodwin Field playing surface is completely enclosed.
- Pads along the backstop are in play and reveal no threat for a ball to become lodged. The netting above the padding is also in play. If a ball does become lodged in any way, the ball is dead. If a ball hits or lands on top of the padding, the ball will remain in play.
- Both Goodwin Field dugouts are similar. The front edge of the concrete and dugout fencing are the beginning of the dugout. In general, the trash can (first and third base dugouts) and hose bib (third base dugout) are considered out of play resulting in a dead ball. However, if the ball strikes the side of the trashcan or hose bib on the side flush with the playing surface, the ball will remain in play.
- Camera wells on both the first and third base sides are dead ball areas once the ball passes the chain linked access gates.
- The poles behind home plate above the retaining walls on both sides are live if the ball does not leave the playing field.
- The orange stripe on the outfield fence is the top of the fence. A ball must go over the orange line and leave the ballpark to be considered a home run. Any ball striking anything (scoreboard, trees, batters eye) above the orange line will be ruled a home run.

NCAA POSTSEASON RESULTS AT GOODWIN FIELD

REGIONALS

2000

USC 8, Virginia Tech 3
LMU 6, Fullerton 4
Fullerton 8, Virginia Tech 6
USC 13, LMU 5
Fullerton 5, LMU 2
USC 8, Fullerton 3

2001

Arizona State 12, Texas Tech 3
Fullerton 17, Temple 3
Texas Tech 14, Temple 3
Fullerton 13, Arizona State 3
Texas Tech 9, Arizona State 8
Texas Tech 11, Fullerton 5
Fullerton 9, Texas Tech 2

2003

Notre Dame 13, Arizona 5
Fullerton 3, San Diego 1
San Diego 5, Arizona 2
Fullerton 4, Notre Dame 3
Notre Dame 6, San Diego 3
Fullerton 8, Notre Dame 1

2004

Pepperdine 15, Arizona State 5
Fullerton 7, Minnesota 1

Arizona State 6, Minnesota 4
Pepperdine 7, Fullerton 6 (10 inn)
Fullerton 5, Arizona State 0
Fullerton 15, Pepperdine 1
Fullerton 16, Pepperdine 3

2005

Fullerton 19, Harvard 0
Arizona 5, Missouri 3
Missouri 14, Harvard 6
Arizona 6, Fullerton 5
Fullerton 8, Missouri 6
Fullerton 7, Arizona 2
Fullerton 6, Arizona 3

2006

Fresno State 9, San Diego 8
Fullerton 6, St. Louis 1
San Diego 19, St. Louis 12
Fullerton 9, Fresno State 2
Fresno State 9, San Diego 8
Fullerton 10, Fresno State 3

2008

Fullerton 11, Rider 0
UCLA 3, Virginia 2
Virginia 8, Rider 2
UCLA 11, Fullerton 4
Fullerton 4, Virginia 1
Fullerton 11, UCLA 8

Fullerton 5, UCLA 4

2009

Gonzaga 19, Georgia Southern 10
Fullerton 18, Utah 2
Utah 11, Georgia Southern 10
Fullerton 7, Gonzaga 4
Utah 9, Gonzaga 7
Fullerton 16, Utah 3

2010

New Mexico 9, Stanford 5
Minnesota 3, Fullerton 1
Fullerton 6, Stanford 5
Minnesota 6, New Mexico 4
Fullerton 11, New Mexico 3
Fullerton 7, Minnesota 2
Fullerton 9, Minnesota 5

2011

Stanford 10, Kansas State 3
Fullerton 10, Illinois 4
Illinois 7, Fullerton 5
Illinois 5, Kansas State 3
Stanford 1, Fullerton 0
Stanford 14, Illinois 2

2013

Arizona State 4, New Mexico 3
Fullerton 4, Columbia 1

Columbia 6, New Mexico 5
Fullerton 1, Arizona State 0
Arizona State 10, Columbia 7
Fullerton 6, Arizona State 1

2015

Arizona State 7, Clemson 4
Fullerton 9, Pepperdine 3
Pepperdine 10, Clemson 8
Fullerton 3, Arizona State 2
Pepperdine 7, Arizona State 4
Fullerton 10, Pepperdine 1

SUPER REGIONALS

2001

Fullerton 13, Mississippi State 2
Fullerton 9, Mississippi State 3

2003

Fullerton 5, Arizona State 1
Arizona State 7, Fullerton 6
Fullerton 5, Arizona State 1

2004

Fullerton 9, Tulane 0
Fullerton 10, Tulane 7

2005

Fullerton 3, Arizona State 2

Arizona State 6, Fullerton 2
Arizona State 9, Fullerton 8

2006

Fullerton 7, Missouri 1
Fullerton 9, Missouri 1

2007

Fullerton 12, UCLA 2
Fullerton 2, UCLA 1

2008

Stanford 4, Fullerton 3
Stanford 8, Fullerton 5

2009

Fullerton 12, Louisville 0
Fullerton 11, Louisville 2

2013

UCLA 5, Fullerton 3
UCLA 3, Fullerton 0

2018

Washington 8, Fullerton 5
Fullerton 5, Washington 2
Washington 6, Fullerton 5

GOODWIN FIELD




HAPPY BIRTHDAY GOODWIN FIELD

Top photo Titan Field gets its playing surface in early 1991-92. Left middle photo: An artist's rendering of Titan Field – a vision that lured Augie Garrido back to Fullerton after a three-year stint at the University of Illinois. Middle photo: The bowl of the stadium from behind the third base dugout. Notice the original railing separating the box seating and the very large backstop poles that were later removed and replaced with smaller ones for better sightlines. Logos: The top mark was the logo for the first season of baseball at Titan Field in 1992. The bottom logo was created for the 20th Anniversary Season in 2012. Bottom left photo: Titan Field circa 1995. Ted Silva is on the mound for this game. The crowd has been prompted to wave at a person high above one a fire truck ladder. Notice the original portable trailer pressbox and the original "bathroom" set-up on the third base concourse. Bottom Right photo: Titan kicker and eventual baseball superstar Phil Nevin poses in football garb in front of an early Titan Field. Home plate is right behind him. In the distance, the lights have been installed and the framework for the batters eye is up.



THE STORY

THE HISTORY OF TITAN BASEBALL



Bill Fulton, head coach from 1965-1972

Titan Baseball. Arguably, those are the two most common words associated nationally with California State University, Fullerton.

Because of its measurable and long-lasting success, CSF's intercollegiate baseball program has attracted more notoriety than any other facet of what is now a 38,000-student university with multiple campuses in Orange County.

And the next words often pieced together are, "How has that program been so successful for so long?"

As in real estate, location is a major factor. Timing played a big part, too, but coaching probably has been most critical. Early successes were parlayed into a tradition of excellence. Youngsters have grown up wanting to be Titans and several batboys have returned as scholarship players. Dedication to fundamentals and the team concept have carried the Titans over the inevitable peaks and valleys and allowed Fullerton to consistently compete with and, in most cases, dominate their big-budget brethren with bluer-chip recruits.

Southern California and its mild climate provide a year-round incubator for young ballplayers. The huge population includes outstanding coaches and top-notch competition at all age levels. Major league rosters prove the point: SoCal is the hotbed of baseball, a sport that was only an after-thought to football and basketball at the college level when the Titans began their dynasty in the mid-1970s, just as that of USC was in decline.

Ultimately it comes down to people. Who would have guessed in 1972 when Augie Garrido was hired away from Cal Poly SLO as the second full-time CSF baseball

coach that he would eventually become the sport's all-time winningest coach, eventually succeeding at Illinois and Texas as well? Or that an opposite personality in Larry Cochell would keep the winning tradition going until Garrido saw fit to return and then turn over the keys to his hand-picked successor in George Horton.

And then there are the players -- typically mentally and physically tough, if not the most talented. Willing to sacrifice individual goals for team success. Relatively unspoiled, they have played the game rather than against the opponent. For a quarter of a century they constantly went on the road in post-season play and won with remarkable consistency. As important as Tim Wallach and Mark Kotsay and Phil Nevin have been, the Steve Chathams and Jon Smiths and David Bacanis have also made major contributions. A total of 53 of them (including two in 2009) have found their way into a major league box score.

Several overlapping "eras" comprise Titan Baseball. The foundation was laid before Div. I days, before Goodwin Field, before ESPN coverage and well before the Super Regional format. Bill Fulton preceded Garrido, whose touch endures to this day. He built the framework for Cochell, Horton and Dave Serrano to enhance. And now the reins are left to Rick Vanderhook, who has worn the Titan uniform longer than any other man.

IN THE BEGINNING 1964-74

Titan baseball began in the most modest fashion as a club team in 1964. The founding father was University physical plant employee Beryl Kempton, who bulldozed a playing field out of an orange grove. Home plate of the first diamond was located near an old orchard residence, the John Hetebrink House built in 1886, which has served a variety of functions for the campus. The first baseline ran north and the third baseline went to the west, paralleling what is now called Gymnasium Drive.

The first coach was Warren Beck, a history professor, who gave way to Bill Fulton when the team assumed intercollegiate status in 1965. The Titans played at the College Division level as members of the California Collegiate Athletic Association along with Cal Poly SLO, UC Riverside, Cal State Northridge and Cal Poly Pomona. The Titans had limited resources and were not always competitive. Enter Garrido for the 1973 season.

A new backstop and batter's eye and such "luxuries" as electricity for the pitching machines provided him the most basic of tools. His first season's record was 19-33-1. It would be the Titans' last losing season. The Titans won the CCAA championship with a 39-11-1 season in 1974 and the stage was set for Division I play:



Possibly the oldest Titan baseball photo on file in the Cal State Fullerton Athletic Media Relations office, this Titan team photo figures to be one of Bill Fulton's teams from 1972, just ahead of Augie Garrido's arrival in 1973.

THE STORY

A NEW BULLY
IN TOWN
1975-84

Garrido's Titans made an instant splash in 1975 as a little fish in the biggest pond. They captured the Pacific Coast Athletic Association championship and then served notice to the collegiate world by snapping USC's string of five consecutive national titles, winning their first NCAA regional tournament at Dedeaux Field. They earned their first trip to the College World Series where they were quickly eliminated. Pitcher Dan Boone, catcher Andy Pasillas and first baseman George Horton were key players that year and initiated a pipeline into the fertile California junior college ranks.

The Titans were dominant in the regular season for nine more years, running their string of conference championships to 11 in a row. They won the PCAA in 1976 and won or shared every Southern California Baseball Association pennant through its 1977 to 1984 run. And in the postseason they proved their mettle against regional and national competition despite always playing on the road.

In 1976 they took Washington State to a final game in Pullman and in 1977 they lost to the Cougars again in Tempe. USC and Arizona were their nemesis in 1978 in Los Angeles but the Titans struck paydirt in 1979 in Fresno. After an opening loss to UCLA, they came back to beat Portland and Fresno State before sweeping a Sunday doubleheader with the Bruins to earn a second trip to Omaha. There they repeated the regional championship formula, falling immediately into the losers' bracket with a loss to Mississippi State before rolling through Connecticut, Arizona, Arkansas, Pepperdine and Arkansas again to win the first NCAA Div. I men's championship in school history. First baseman Tim Wallach was the College Player of the Year, pitcher Tony Hudson was the MVP of the CWS



and Dave Weatherman hurled a complete-game 2-1 victory in the championship game on no day's rest.

The Titans would return to Omaha twice more in the next five years. Behind the play of Mike Rubel, Mark Pirruccello and freshman John Fishel, they went through powerful Arizona State in Packard Stadium in 1982 to get back to the CWS, which was now being televised nationwide on the new ESPN network. Unfortunately, the Titans left their game in Tempe and became the first CWS team to go scoreless in losses to Wichita State and Maine.

In 1983 the Titans were sent to Tempe for the third consecutive year and they were eliminated by Fresno State. But the Bulldogs had to sit and watch the next year as Fullerton won the 1984 regional over Mark McGwire's USC team and Chris Gwynn's San Diego State squad in well over 100-degree weather in Fresno. John Bryant's single in the 11th inning of the finale scored Bob Caffrey and the 8-7 win over the Aztecs sent Fullerton to Omaha for the fourth time in its 10 years of Div. I competition.

(Pictured above) NCAA Tournament Director Dick Bergquist (right) presents the 1979 championship trophy to Augie Garrido and Tim Wallach at Rosenblatt Stadium in Omaha, Nebraska.

TITAN TIMELINE

1964: Physical plant employee Beryl Kempton lays out a baseball diamond in an orange grove next to the 1886 Hetebrink House (now named Titan House) on the present-day campus.

1965: Titans compete for the first time in the California Collegiate Athletic Association, along with UC Riverside, Cal Poly Pomona, Cal Poly San Luis Obispo and Cal State Northridge


1973: A new backstop is built and electricity for the pitching machines is turned on. Play moves to Titan Field on the north part of the campus

1975: The Titans stun five-time defending national champ USC in a regional and earn a berth in the College World Series in their first year at the Division I level.


1976: Curt Lewis becomes the first Titan to earn All-American honors. The right-handed pitcher is a second-team selection of the American Baseball Coaches Association.

1978: The Titans win a school-record 19 consecutive games, but lose in the regionals.


1979: In just its fifth year at the Division I level, Cal State Fullerton wins its first College World Series, defeating Arkansas, 2-1, in the championship game.



Curt Lewis



Mike Wilson



Dave Snow

THE STORY

Bryant was a hero again in Omaha. After beating Michigan, Miami, Arizona State and Oklahoma State around a loss to Texas, the Titans used Bryant's triple for a two-run rally that was the difference in a memorable 3-1 victory over the Longhorns and gave the Titans their second NCAA championship. The Titans won 37 of their last 42 games. Fishel was the series MVP but 5-foot-7, 133-pound left-hander Eddie Delzer captured the headlines in Sports Illustrated with his courageous seven-inning mound effort to get the title win that was preserved by Scott Wright with his then NCAA record 22nd save. Caffrey would go on to become the first Titan Olympian and join Wallach as a first-round draft choice, also by Montreal.




Eddie Delzer and Bob Caffrey in 1984

SOME BLIPS ON THE RADAR 1985-87

The Titans returned a solid nucleus for 1985 and ended up with a roster that featured seven players who would eventually play in the Major Leagues. But they failed to win the conference championship and the string of consecutive NCAA Div. I playoff appearances was snapped at 10 when they lost a PCAA playoff series at Fresno State.

The 1986 team wasn't much better, posting a 36-21 record that again left Fullerton out of the top spot in the standings and out of the NCAA tourney. The 1987 team restored order with a 42-15 regular season record and an 18-3 PCAA championship mark. But the Titans stumbled in the postseason were sent out of the West for the first time. In New Orleans, they lost an improbable opening game to Southern and converted reliever Allan Ratliff, 1-0. Mike Harkey and Larry Casian tossed shutouts to give Longo Garcia another start, vs. LSU. But the unlucky Garcia lost again, this time victimized by his fielder's mitt coming apart on what should have been a routine come-backer.

When Garrido left to accept a lucrative offer from University of Illinois Athletic Director Neale Stoner, who had hired him at Fullerton 15 years earlier, it appeared the Titans' national prominence might be waning.



Augie Garrido



Larry Cochell

COCHELL DOES EVEN BETTER 1988-90

Well-traveled Larry Cochell offered a different style and approach but still produced success similar to what Garrido had manufactured. The Titans won a pair of regional tournaments in unlikely spots - Mississippi State and Texas - to earn Fullerton its fifth and sixth trips to Omaha in Cochell's three-year term.

The 1988 team looked like it might be a team of destiny. Despite a late-season slump after a 30-5 run, they ventured to Starkville for the NCAA playoffs. With reliever Paul Johnson turning in a clutch performance, the Titans twice beat the host Bulldogs and then posted a five-run ninth inning capped by a two-out, three-run home run by Mike Ross to beat top-seeded Texas A&M. In Omaha, they took control of the revamped format with wins over Miami and Stanford behind Garcia and Mark Beck. But the Cardinal came back to beat both Titan aces on their way to the NCAA title.

TITAN TIMELINE

1984: The Titans strike gold in Omaha again, beating Texas, 3-1, to win their second national championship.

1985: The Titans suited up seven future Major Leaguers, but couldn't manage a conference title and had their string of NCAA postseason appearances snapped at 10.

1987: The Titans stumble against LSU in the regionals as pitcher Longo Garcia's mitt comes apart on what should have been a routine come-backer.


1989: The Titans compete for the first season in the newly-renamed Big West Conference, though they post their worst won-loss record at 30-27.

1990: A freshman named Phil Nevin hits 14 home runs as the Titans again reach Omaha, where they quickly bow out with losses to Oklahoma State and The Citadel.

The 1984 Titans (below) are honored during a campus victory celebration after playing out of the losers' bracket to win the national title.



THE STORY



DAN NAULTY


TITAN TIMELINE

1992: Kevin Costner throws out the ceremonial first pitch at the Titans' new campus stadium on May 4. A month later, the Titans lost to Pepperdine, 3-2, in the championship game of the College World Series.

1994: Yep, more happy times as the Titans pack their bags for Omaha for the eighth time. Fullerton is knocked out of the CWS by Nomar Garciaparra's Georgia Tech squad.

1995: Fullerton posts perhaps the most dominant college season ever, winning its final 18 games, including an 11-5 triumph over USC in the national title game.

1996: Mark Kotsay caps his brilliant three-year career for the Titans and is eventually named College Player of the Decade by Baseball America.



PHIL NEVIN

Despite the presence of a pair of All-Americans in Brent Mayne and David Staton, the 1989 Titans struggled all year and finished at 30-27 for their worst Division I record ever. They finished in the second division of the league standings at 10-11.

The 1990 team was picked to finish fifth in the renamed Big West Conference. When they began the year 9-9 there were stories printed that the Titan dynasty was finished. But a 14-5 stretch drive contributed to a 13-5 record to win the Big West and an NCAA berth. Behind two solid starts by right-hander James Popoff, the Titans went 4-0 at the Austin regional, beating Texas twice. In Omaha, the Titans were stunned twice. They lost to Oklahoma State in a game that saw outfielder Rich Gonzales carried off the field after crashing into the steel wall in left field. And they lost in extra innings to The Citadel when a catcher took the mound and shut down a Titan rally.

IF YOU BUILD IT, HE WILL COME BACK 1991-96

Cochell accepted a lucrative financial offer to go to Oklahoma and, with construction of a long-promised stadium underway, Garrido returned from Illinois to launch the Titans' most successful decade yet. Baseball America would rank the program No. 3 for the decade behind only LSU and Miami.

The 1991 team won 10 of its last 12 games to post a 34-22 record that the Titans thought was sufficient to earn an at-large NCAA berth considering the circumstances of Garrido's late return, the strength of schedule, playing at Amerig Park downtown due to on-campus construction and the strong finish. The bid never came but the snub was remembered.


The Titans and alum Kevin Costner christened their long-awaited stadium late in 1992 and juniors Phil Nevin and Jason Moler led them back to the national championship game. An overpowering regional performance at Baton Rouge – they outscored the opposition, 35-3 – earned the Titans their seventh trip to Omaha. They beat Florida State twice and Miami two out of three games, the last time in a heavy rain, to get a shot at unbeaten and well-rested Pepperdine. Two schools located about 50 miles apart put on a classic show almost 2,000 miles away from home for a national CBS television audience with the Waves winning, 3-2. In defeat, Nevin earned MVP honors after being selected Baseball America's college Player of the Year. His also was the first name selected in the pro draft a week earlier. Both he and Moler were selected to the U.S. Olympic team and Nevin



RHP Dave Weatherman

RHP Ted Silva

OF Robert Matos



joined Wallach as a Golden Spikes Award winner.

The 1993 team couldn't overcome the losses to graduation and the pro draft. The Titans placed second in the Big West and twice lost to USC, whom they had beaten twice in the regular season, to be eliminated from the NCAA Regional in Austin. It would turn out to be the only year Fullerton High School product D. C. Olsen would miss a trip to Omaha in four years in a Titan uniform.

In 1994, Fullerton staged an early season tournament and it became a preview of that season's College World Series. The Titans beat San Diego, Oklahoma and Georgia Tech in February and all but USD would be reunited in Omaha. Fullerton earned its eighth trip with a dramatic regional victory at Oklahoma State. The Titans had to beat Memphis in oppressive afternoon heat and humidity and then come back at night and beat a rested Cowboy team on its home field. A ninth-inning, two-out pinch-hit single by Brian King tied the game and Robert Matos was hit by a pitch with the bases loaded to win it in the tenth.

Georgia Tech, with a quartet of future major leaguers – Brad Rigby, Nomar Garciaparra, Jason Varitek and Jay Payton – beat the weary Titans and Mike Parisi in the CWS opener, 2-0. Fullerton then pounded LSU for 11 runs in the first inning of a 20-6 victory and freshman Mark Kotsay drove in seven runs in a 10-3 win that eliminated Florida State and set up a rematch with the Yellowjackets. This one went extra innings with Garciaparra's 12th-inning home run the difference.

A year later, the Titans were not denied as they compiled perhaps the best college season of all time. With Olympians Kotsay and Brian Loyd and future major leaguer Jeremy Giambi pacing the offense and Ted Silva (18-1) and Kotsay anchoring the pitching staff, Fullerton went virtually wire to wire as the No. 1 team in the nation. They won everything in their reach – the Hilton Classic with Olsen the MVP; the Big West regular season; the Big West Tournament with Loyd the MVP; the regional at LSU with Jack Jones the MVP and

THE STORY

to finish 57-9 and become the first No. 1 seed at Omaha to win the title. Kotsay won Fullerton's third Golden Spikes Award after batting a then school-record .422 with 21 homers and 90 RBI. To this day, Kotsay holds College World Series career records for batting average and slugging percentage.

The momentum continued into 1996. The Titans opened with a 38-4 record before hitting an inexplicable slump where they lost 12 of their final 19 games. Fullerton tumbled to fourth place in the Big West but still got an NCAA berth at Wichita. The Shockers got a great pitching performance from tourney MVP Brandon Baird and Rice ended the Titans' season with a come-from-behind 13-10 decision. As part of its millenium edition, Baseball America selected Kotsay the college player of the decade.

THE HORTON ERA
1997-2007

Garrido left again for greener pastures, this time to the historical program at Texas. His former first baseman and associate head coach for six years, George Horton, took over. It took until 1999 for the Titans to return to Omaha and Horton didn't get a national championship until 2004. But it could be argued his accomplishments trumped Garrido's.

Big-time football schools began pumping money into baseball and new stadiums, in part because of the growing national exposure on network TV and the ever-growing crowds in Omaha. A Super Regional round was added in 1999, creating one more obstacle



Outfielder Aaron Rowand was the first Titan superstar to emerge in the George Horton Era.



on the Road to Omaha. In the nine years of this format, Horton advanced Fullerton to the CWS six times. Miami, Rice, Stanford and Texas each made it to Omaha five times but no one else did it more than three times. Of course, Horton had home-field advantage in six of Fullerton's seven Super Regional appearances and seven of the nine Regionals. Garrido never was home in 16 Regional appearances for CSF.

Horton's first three Regionals were on the road. Good pitching and an aborted ninth-inning rally knocked the Titans out at Stanford in 1997. The 1998 squad got sent to Baton Rouge for the third time in the decade and won two games before taking a big lead over the host Tigers behind pitching ace Benito Flores. But LSU flexed its muscles and came back to beat Fullerton twice.

The most productive Titan offense ever - .338 batting average and 9.2 runs per game - carried Fullerton back to Omaha in 1999. The Titans won a Regional at Notre Dame and captured the Super Regional at Ohio State. But the bats went quiet in Fullerton's 10th trip to Omaha, where the team shared in the 50th Anniversary celebration. The Titans sandwiched a win over Texas A&M between losses to Stanford and Florida State en route to a fifth-place finish.

An expansion of the home stadium began after CSF was denied an expected host's role for the 1999 Super Regional. Re-christened Goodwin Field in honor of major donors Jerry and Marilyn Goodwin, the 3,500-seat park earned the Titans their first Regional hosting role in 2000, only for USC to spoil the party. Right-hander Adam Johnson was named BWC Pitcher of the Year after leading the nation in strikeouts and he was selected second overall in the MLB Draft.

After a sluggish start, the 2001 Titans traveled to Miami and became the first team ever to sweep the eventual national champion Hurricanes on their home turf at Mark Light Stadium. It was the highlight in a stretch that saw the Titans go 24-1 and claim the No. 1 spot in the nation in one poll. Fullerton, seeded first in the nation for postseason play, won a Regional and Super Regional at Goodwin Field to clinch a CWS berth in front of a home crowd for the first time. After beating sentimental favorite Nebraska in the CWS opener, Fullerton ran into Stanford, which beat the Titans twice.

The 2002 Titans thrived on pitching, but Fullerton's offense was anemic more often than not. No Titan hit more than five home runs and the team total of 40 was the fewest since 1976. In a geographically condensed post-season due to the events of Sept. 11, the Titans lost to host Stanford and All-American Jeremy Guthrie - who earned a 13-inning complete-game win - in the Regional opener, came back to beat San Jose State, but were ousted by Long Beach State, whom they met for the first time in NCAA postseason play.

Perhaps the deepest pitching staff in the country led the Titans to a

TITAN TIMELINE

1997: George Horton takes over the reins of the program from Augie Garrido

1999: A school-record .338 batting average and 9.2 runs per game propel the Titans to Omaha for the 10th time and the first under Coach Horton

2000: Thanks to a \$3 million renovation to the Titans' stadium, the NCAA names Cal State Fullerton as a regional host for the first time.

2001: The Titans are seeded No. 1 in the NCAA Tournament and for the first time, they clinch a College World Series berth in front of a home crowd.

2003: The Titans win their first 22 games at home and finish the year with a 31-3 record at Goodwin Field.

2004: After starting the season at 15-16, the 2004 Titans make an improbable turn for the better that sees them win 32 of their last 38 to bring home the school's fourth national title and first for George Horton.

2005: A string of seven consecutive home postseason NCAA Regional and Super Regional championships was snapped with a one-run loss to ASU, who took the Fullerton Super Regional two games to one.

2006: Titans travel to middle America for the College World Series for the 14th time in school history on the back of Co-National Player of the Year Wes Roemer. 12-plus game winners Roemer, Lauren Gagnier and Dustin Miller led a staff that had the nation's best ERA at 2.73.

2007: Despite a 10-11, fifth-place conference finish, the Titans squeak into the postseason and play their first road Regional since 2002. Nationally-seeded host San Diego was eliminated, clearing a path for the Titans to sweep through the Regional and Super Regional and on to Omaha for a 15th time.

In Omaha, Fullerton plays the longest game in College World Series History, a 13-inning, five hour, forty minute marathon with UC Irvine in the first Big West meeting at Rosenblatt Stadium.

George Horton takes an offer he can't refuse from the University of Oregon and leaves his alma mater after 11 seasons. Insert former assistant coach Dave Serrano.

THE STORY



George Horton (right) receives congratulations from college baseball coaching legend Rod Dedeaux after the Titans' 2004 national championship win over Texas. Dedeaux won 10 national titles with USC from 1942-1986.

HISTORICAL TIDBITS

- Cal State Fullerton has won national championships in 1979, 1984, 1995 and again in 2004. The 2004 Titans started off a mediocre 15-16 before rolling off 32 wins in their last 38 contests including a two-game sweep of Texas in the CWS Championship Series.
- Cal State Fullerton has never returned to Omaha following a National Championship season.
- Cal State Fullerton is among the top five collegiate suppliers to Team USA. Matt Chapman became the 21st Titan to play for the Collegiate National Team in the summer of 2013.
- Fifty-three Titans have gone on to play Major League Baseball with David Cooper (Toronto), Blake Davis (Baltimore) and Brett Pill (San Francisco) all making their big-league debuts in 2011. Khris Davis (Milwaukee) made his debut on April 1, 2013.
- No school has made more trips to Omaha and the College World Series by winning on the road. Cal State Fullerton has won 10 Regional titles and one Super Regional title on the road. The Titans' last six CWS berths, however, have been clinched at Goodwin Field.
- In 47 years at the Division I level, the Titans have made it to the NCAA Tournament 40 times. The Titans had a streak of making to the NCAA Tournament for 27 consecutive years before that streak was broken in 2019.
- For the first time in the history of the program, the Titans produced two first-round draft picks in the same season when shortstop Christian Colon (Kansas City) and centerfielder Gary Brown (San Francisco) were top picks in the 2010 First-Year Players Draft. Matt Chapman was taken with the 25th overall selection in 2014 to become the 13th Titan to be chosen in the first round. Other Titans selected in the first round: Tim Wallach (Montreal, 1979), Bob Caffrey (Montreal, 1984), Mike Harkey (Chicago Cubs, 1987), Brent Mayne (Kansas City, 1988), Phil Nevin (Houston, 1992), Dante Powell (San Francisco, 1994), Mark Kotsay (Florida, 1996), Adam Johnson (Minnesota, 2000) and Chad Cordero (Montreal, 2003), Ricky Romero (2005).
- Cal State Fullerton has had 101 All-Americans and 172 first-team all-conference selections in its 40-year Division I history. CSF first joined the Pacific Coast Athletic Association in 1975 when it made the jump to Division I. The baseball conference was not in existence from 1977 to 1984 (CSF played in the SCBA), but returned in 1985. On July 1, 1988, the PCAA officially changed its name to the current Big West Conference.
- The Titans have had just two losing seasons in the 47-year history of the program at the Division I level and have never gone winless in 36 NCAA postseason tournament appearances.

50 games for the second time under Coach Horton. The Titans reached Omaha for the 12th time with a Super Regional win over Arizona State. They shot out to a 2-0 record at the CWS before nemesis Stanford came out of the losers' bracket to beat the Titans twice and keep them out of the inaugural championship series. Shane Costa was named Big West Player of the Year and was selected in the second round of the draft. Reliever Chad Cordero was again an All-American and was pitching for the Montreal Expos in September.

Completing one of the greatest turnarounds in the history of the program, the 2004 Titans closed out the season with a bang to capture Fullerton's fourth NCAA baseball championship. Sitting at 15-16 on April 3, the Titans ran off 32 victories in their final 38 games, including a 2-0 Championship Series sweep of Texas and former skipper Garrido. The Titans played catch-up in the Regionals, battling out of the losers' bracket to win the tournament, and then punched their ticket to Omaha for the 13th time after a two-game sweep of Tulane in the Super Regionals. After jumping out to a 2-0 start in Omaha, including a win over top-ranked Miami, the Titans were on the brink of elimination again after a loss to South Carolina. But a brilliant pitching performance by Scott Sarver sent the Gamecocks packing and Cal State Fullerton against the heavily-favored and unbeaten Longhorns. But Ricky Romero and Jason Windsor tossed gems to give the Titans the title. Windsor was named the CWS' Most Outstanding Player and Romero and Felipe Garcia also made the All-CWS team. Romero spent the summer traveling with Team USA while Coach Horton was named Collegiate Baseball's National Coach of the Year. Kurt Suzuki (2nd Round) and Windsor (3rd Round) were both selections of the Oakland A's in the draft, joining teammates Mike Martinez (8th Round - Yankees), P.J. Pillittere (13th Round - Yankees), Ronnie Prettyman (28th Round - Brewers), and Felipe Garcia

(48th Round - Red Sox).

For a fourth time in its illustrious history, the baseball program was unable to return to Omaha following a championship season. The Titans came up a run short in 2005, dropping a 9-8 contest to Arizona State in the final game of the Fullerton Super Regional. The Sun Devils battled back from a 7-2 deficit, then held off a ninth-inning rally to advance to the CWS. A Titan record of 14 players, including first-round pick Romero, beat out the 1984 draft class whose 13 players had been the standard for 20 years.

Justin Turner and Danny Dorn along with three other Titans drafted in 2005 decided to return for another chance at getting back to Omaha in 2006. Coach Horton and second-year pitching coach Ted Silva would start the season with an unproven rotation of Wes Roemer, Jared Clark and Lauren Gagnier and would finish with the winningest rotation and best ERA in the country. Roemer finished 13-2 with a 2.38 ERA and earned Collegiate Baseball's Co-National Player of the Year award, partly due to his strikeout-to-walk ratio (145:7) and his streak of 65 2/3 innings without issuing a base on balls. Gagnier led the country with 14 wins and Dustin Miller made a triumphant return after two seasons on the sidelines with injuries to go 12-1.

The Titans hosted both the Regional and Super Regional and swept through them with five straight victories to earn their 14th trip to Omaha. They opened championship play with the second-longest game in the 60-year history of the College World Series, in a 13-inning, 4:53 affair, but lost the opener to North Carolina, 7-5. They bounced back to beat Georgia Tech and Clemson, 7-5, and 7-6, respectively, before losing again to the Tar Heels. Freshman David Cooper made a splash, becoming just the third person (joining Terry Francona and Barry Bonds) to ever get seven hits in a row at the CWS.



Jason Windsor was a workhorse for George Horton's 2003 and 2004 Titans. He compiled a 24-6 career record with a 1.81 ERA. He threw a complete game and fanned 10 in the national championship game in 2004.

THE STORY

The 2007 season was lackluster until late May. The Titans went 10-11 and finished in fifth place in the Big West. But thanks in large part to a late-season series win at Wichita State, Fullerton got an NCAA bid and took full advantage of upsets. The Titans finished 3-0 at the San Diego Regional where the host Toreros went 0-2. CSF got to host a Super Regional when UCLA upset higher-seeded Long Beach State. Two wins over UCLA sent Fullerton to Omaha for a 15th time but the Titans' luck ran out. They lost a pair of one-run games to eventual champion Oregon State, 3-2, and local rival UC Irvine, 5-4, in 13 innings and a CWS record time of 5:40.

In a whirlwind week in September, Horton was lured away to re-launch a program at the University of Oregon and former Titan pitcher and Assistant Coach Dave Serrano, who had just won Baseball America's National Coach of the Year honors at UCI, returned to his roots to coach the 2008 Titans.

THE SONG REMAINS THE SAME 2008-11

THE SONG...

The same publication that named Serrano its top coach in 2007 lacked confidence that he and his staff could step in to lead a group recruited by the previous regime and left the Titans off its preseason Top 25 ranking for the first time in 10 years. But behind strong season-long pitching performances by Jeff Kaplan and Cory Arbis and outstanding seasons by Josh Fellhauer, Erik Komatsu and freshman Christian Colon, the Titans won a share of their 23rd conference title and knocked off Baseball America's preseason No. 1 in UCLA to win another Regional championship at Goodwin Field.

The Titans opened the season a respectable 13-8 but hit stride after one of the nation's most anticipated series when Serrano took his new team to UC Irvine in early April for a pivotal Big West series with the No. 5 Anteaters. A large throng of fans and national media saw the Titans win the series, losing game two only on a botched tag play at the plate in extra innings. The Titans battled their way into the national Top 10 despite an inexplicable case of Saturday blahs (4-11). Losses in the final two games at Long Beach left the 49ers and Titans tied for the title.

Fullerton again fought its way out of the losers' bracket in the Regional, beating UCLA twice to advance to their sixth consecutive Super Regional at home. But the opponent was nemesis Stanford, which had swept an early-season three-game series. The Cardinal swept again with 4-3 and 8-5 victories to advance to Omaha.

In 2009, Serrano became the 11th head coach to take



Dave Serrano's 2009 Titans became the 16th Titan squad to reach the "Elite Eight" in Omaha, Neb.

at least two different schools (UCI in 2007 and CSF in 2009) to Omaha. He joined Dave Van Horn (Nebraska in 2002 and Arkansas in 2004) and Larry Cochell (CSF in 1990 and Oklahoma in 1992) as the only three to bring different teams in a span of only three seasons. The Titans had set lofty goals from the outset, beginning with their first ever midnight practice along side a rally cry of "first to practice, last to play." The motto stuck for 61 games despite an April slump (10-8) that cost them a Big West title. They finished on an 18-2 run including dominant play in the Regionals and Super Regionals, sweeping five games by scoring an average of more than 12 runs per game. A sophomore (Daniel Renken) and two freshmen (Tyler Pill and Noe Ramirez) starters would garner All-American honors. But the Titans' 16th stay in Omaha was a short one. They left town just five days after arriving following losses to Arkansas and Virginia.

The 2010 season saw the Titans overcome considerable adversity only to fall one out shy of another trip to Omaha. A two-out, two-run home run by UCLA's Tyler Rahmatulla off Raymond Hernandez in the top of the ninth inning of Game No. 2 of the Super Regional handed the Titans the kind of medicine they had dished out many times over the years. The Titans scored in the bottom half to forge a tie but then lost in the 10th and again the next day. The injuries had taken a toll. Big West Player of the Year Gary Brown broke a bone in his left hand on May 16 and never made another plate appearance. Pill was limited to outfield play the second half of the year by a sore arm, closer Nick Ramirez was unavailable in the above mentioned game because of an elbow issue and second baseman Corey Jones was out after getting injured sliding into second after his go-ahead hit in the eighth.

The adversity had begun early. During the summer, Colon suffered a broken leg. Ranked No. 4 nationally, the Titans fell out of the polls altogether after a 4-7 start. The

team righted the ship and then took off from a 10-10 record and some "remedial" exercising after a less than inspired 4-2 loss at LMU on March 23. The Titans jumped into the early lead in the Big West standings and never looked back after winning a series at UC Irvine, even with Noe Ramirez sidelined after a freak fall. They finished a dominant 21-3 and climbed back to No. 7 in Baseball America's poll after winning 23 of 25 games. Fullerton finally got some revenge against Stanford, beating the Cardinal in the first elimination game at the Fullerton Regional. The Titans had lost their opener to Minnesota but came back once again to beat New Mexico and the Golden Gophers twice to earn the Super Regional berth at UCLA. Colon and Brown became the Titans' first pair of first-round draft picks.



Christian Colon headlined the Titan lineup for three seasons from 2008 to 2011 and eventually became the highest pick in the MLB draft for Fullerton since Adam Johnson in 2000.

THE STORY

TITAN TIMELINE

2008: Dave Serrano returns to the pinstripes as head coach after three seasons at UC Irvine. His first year at Fullerton produces a co-Big West Conference and Regional championship after going unranked by Baseball America in its preseason poll for the first time in 10 years.

2009: The Titans find out on their way to Cal State Northridge on Apr. 9, that it is indeed former Titan catcher Jon Wilhite, who was involved in a fatal car accident that killed Angels pitcher Nick Adenhardt and two of his friends, Hank Pearson and Courtney Stewart. The Titans wrote "JW" on their hats in support of the former catcher who would return to Goodwin Field in June to help inspire the Titans to victory over Louisville in the Super Regional.

Dave Serrano becomes the fourth Titan head coach to take a team to The College World Series, and just the third in NCAA history to take two different schools to Omaha within three years.

The Titans tie a school record with seven All-American performances. The freshman trio of Noe Ramirez (9-2, 3.33 ERA), Tyler Pill (11-3, 4.06 ERA) and Nick Ramirez (.287, 10 HR, 31 RBI / 3-1, 2.61 ERA, 7 SV) set the tone for the next two seasons.

2010: Gary Brown, who missed the last three weeks of the season with a broken hand, set a new single-season batting average record (.438) and missed breaking the school triples record by one. He went on to become a first-round draft pick with teammate Christian Colon in June.


2011: Fullerton makes its 20th consecutive postseason appearance but its string of eight consecutive Super Regional appearances ends when fourth-seeded Illinois beats it, 7-5, on Sunday following a 1-0 loss to Stanford the night before.

Former Fullerton shortstop Blake Davis became the Titans' 50th player to reach the major leagues when he was called up by Baltimore. He was the second of three Titans (David Cooper with Toronto and Brett Pill with San Francisco) to get the call during the season.

Dave Serrano takes an offer from the University of Tennessee to head its program and turn it around in a stacked Southeastern Conference. He leaves his alma mater after three Big West championships, four postseasons, three Super Regionals and one trip to Omaha.

Rick Vanderhook returns to Cal State Fullerton to become its fifth Div. I head coach. He spent the three previous seasons at UCLA as an assistant on John Savage's staff.

Cal State Fullerton's first superstar Tim Wallach is inducted into the National College Baseball Hall of Fame. He is the first Titan to receive the highest honor presented by the College Baseball



The walking miracle Jon Wilhite (pictured left) returned to Goodwin Field on June 6, 2009, just two months after surviving a car accident that killed friends Hank Pearson, Courtney Stewart and Nick Adenhardt (Angels pitcher). A drunk driver hit the foursome's car in the early morning hours in Anaheim. Wilhite, walks with former teammate and friend Jared Clark (No. 5) after the Titans Super Regional game against Louisville at Goodwin Field. Wilhite, a player from 2004-2008 at Fullerton, suffered an "internal decapitation" in the accident and was saved by the first responders and medical staff at the UCI Medical Center. He threw out the first pitch in the Titans' first night game of the 2010 season against former Coach George Horton and his Oregon Ducks.

An uncharacteristic air of inconsistency hovered over the 2011 Titans. The offense lacked power to coincide with new BBCOR bat regulations. The defense was very shaky (59 unearned allowed vs. 56 by the opposition). Baserunning and bunting were very "un-Fullerton-ish." By season's end, freshmen were starting "up the middle" with Greg Velazquez at second, Keegan Dale at short, Michael Lorenzen in center and Jared Deacon behind the plate. But the pitching was excellent. The staff ERA of 2.88 was 12th in the nation. Noe Ramirez (8-4) was a Friday night All-American. Tyler Pill (7-1) and Colin O'Connell (7-3) were almost as good. Nick Ramirez had 16 saves in 16 opportunities to tie Chad Cordero for the career record of 34.

Fullerton was able to share or occupy alone first place in the Big West all season on its way to conference title No. 25 at 19-5 with a three-game bulge over UC

Irvine. The team won 40 games for the 26th time and qualified for the 20th successive NCAA postseason, No. 33 overall. The Titans maintained their tradition of never going winless in an NCAA Regional but they cut it close. They struggled to beat a pesky Illinois team before Noe Ramirez lost a 1-0 pitching duel to Stanford's Jordan Pries. Velazquez appeared to have lined a game-tying hit into left field but the "trap" that showed up on TV replays was ruled a "catch" and the Titans were sent to the losers' bracket, where fourth-seeded Illinois scored six runs in the final three innings to rally for a 7-5 victory that left Fullerton without a home regional title for the first time since it first hosted in 2000.

Shortly after the season, Serrano accepted a lucrative financial offer to take the head job at Tennessee, where he had been an assistant before returning to Fullerton in 1997 to join Horton's staff. So on June 24, 2011, Rick Vanderhook became just the fifth Titan head coach in 38 years at the Div. I level and the third to be a former Titan player. He was an assistant to both Augie Garrido and George Horton before spending three productive years (2009-11) as an assistant at UCLA. "Hook" has been in a Titan uniform as a coach for a school-record 22 seasons plus two as a player.



(LEFT) Noe Ramirez completes a brilliant Titan career with a stunning four-hitter against a powerful Stanford club in the 2011 Fullerton Regional. The Titans lost the game, 1-0, and were eliminated a day later by fourth-seed Illinois. Ramirez finished his career 9th (29) on the CSF all-time win list and fourth (322) in career strikeouts. (RIGHT) On June 27, 2011, Rick Vanderhook was introduced to the media and the public as the Titans' fifth Div. I head coach at a press conference at Goodwin Field.

THE STORY

TITAN TIMELINE

2012: Fullerton made its 21st consecutive postseason appearance, but the season ended with a 3-0 loss to Austin Peay at the Eugene Regional on June 3. The Titans' 36 wins were its fewest since 1993. Fullerton was denied a trip to the College World Series for the third consecutive year, matching the longest drought in the program's 38-year Div. I history.

Right-hander Dylan Floro was a 13th round pick-up for the Tampa Bay Rays in the 2012 Major League Baseball First-Year Players Draft.

Floro was the lone draft selection from the Titan program in 2012. It is the first time in the 38-year Div. I history of the Fullerton program that just one player was taken.

Sophomore Michael Lorenzen and junior Dylan Floro earned All-American status and five other Titans earned freshman All-American accolades, increasing an impressive streak for Fullerton that began in 1998.

Fullerton increased its total number of former players in the big leagues to 52 when Erik Komatsu made the opening day roster for the St. Louis Cardinals. He made his debut on Apr. 6 and legged out in infield single in his first big league at bat.

2013: The Titans made their 22nd straight trip to the postseason and swept through the opening round with a 4-1 victory over Columbia and then a pair of wins against Arizona State. But the Titans missed out on a trip to Omaha for the fourth consecutive year when they were swept in the Super Regionals by UCLA, who would go on to win the National Championship.

Thomas Eshelman, Justin Garza and Michael Lorenzen each received All-American nods while Eshelman and Garza also netted freshmen All-American accolades.

Senior Carlos Lopez became the first Titan ever to be named the Senior CLASS Award winner, which is given annually to the most outstanding student-athlete in Division I baseball. Lopez also became the second Titan to be named to the Capital One Academic All-American team, receiving a spot on the third team.

Michael Lorenzen was chosen 38th overall in the supplemental portion of the first round in the 2013 MLB Draft. He was one of four Titans selected in the draft with the others being Chad Wallach (5th round), Carlos Lopez (10th), and Richy Pedroza (17th).

Former Titan Khris Davis became the 53rd Fullerton alum to make his MLB debut when he made an appearance as a pinch hitter for the Milwaukee Brewers on April 1.

THE 'HOOK' ERA
2012-21

Fullerton wrapped up its 26 Div. I conference championship with a series win over Long Beach State at Blair Field during the final weekend of the year. The Titans made their 34th postseason appearance in 38 years at the Div. I level when they were selected as the No. 2 seed at the Eugene Regional.


Fullerton's 21st consecutive postseason appearance - third-longest active streak behind Miami (40 years) and Florida State (35 years) - ended with a 3-0 loss to Austin Peay on the third day of the Regional.

The Titan pitching staff led the nation allowing just 1.87 walks per 9.0 innings, while rating fifth in the country with a 3.2 strikeout-to-walk ratio. Sophomore Michael Lorenzen's 16 saves tied him with Nick Ramirez's 2011 performance for the second-best single season effort in terms of saves in the history of the Titan baseball program, while the number also ranked sixth in the country.

Junior Dylan Floro gave up fewer than two earned runs in 11 of his last 13 starts. Floro was drafted in the 13th round of the 2012 Major League Baseball First-Year Player Draft, after finishing ninth in the country, allowing just 1.02 walks per game and tying for 22nd in the nation with 10 victories.

Offensively, the Titans set a record for the fewest home runs in a season in 2012. In 2011, with the change to the new BBCOR bats, the Titans' home run totals dropped from 65 in 2010 to just 17 in 2011. In 2012, the Titans totaled just 10 through 57 games. Fullerton ranked third in the Big West in batting average (.276) and stolen bases (50).

Fullerton, playing its first game under its new head coach Rick Vanderhook, on Feb. 17, 2012, fell at No. 1 Florida, 7-3. Vanderhook did not shy away from a difficult schedule during the 2012 campaign, playing five different top-25 opponents, and clinching series win over No. 15 TCU as well as on the road at No. 6 Texas A&M.



In 2013, the Titans scored their 27th conference title and fourth straight Big West Championship after soaring to a 51-10 overall record. They made their 22nd straight postseason appearance and hosted the Regionals for the first time since 2011. Fullerton opened the round with 4-1 victory over Columbia and then scored a pair of victories over Arizona State to advance to the Super Regionals for the first time since 2010. The Titans hosted UCLA, their same foe from 2010. Unfortunately, the result was the same as UCLA shut down the Titans offense keep Fullerton out of Omaha for the fourth consecutive season, the longest drought in school history.

Fullerton finished the season 51-10 (.836), the second-best winning percentage in program history, trailing only 1995 Titans squad that went 57-9 (.864) and went on to win the College World Series. In 2013, the Titans put together four 10-game winning streaks and lost back-to-back games on just two occasions.

Cal State Fullerton's pitching staff set several new records for the program including ERA (2.47), fewest runs per nine innings pitched (2.97), fewest walks per nine innings pitched (1.41), shutouts (11) and fewest walks (86).

Freshman pitcher Thomas Eshelman led the nation in walks allowed per nine innings (0.23), a new Titans record as well as a new NCAA record. His strikeout-to-walk ratio (27.67), also set a new single-season Titans record.

Junior Michael Lorenzen had 19 saves in 2013, giving him 35 for his career which set a new Titans record.

Offensively, the Titans saw their power return as they blasted 35 home runs, topping their total from the previous two seasons combined. Lorenzen led the way with seven homers and would also drive in 54 RBI.

THE STORY

TITAN TIMELINE

2014: Fullerton kept their postseason streak alive, appearing in their 23rd consecutive NCAA Tournament, but it was not easy. The Titans had to sweep a ranked UC Irvine squad on the road and run off seven consecutive victories to end the season, punching a ticket to the Stillwater Regional hosted by Oklahoma State, but the Titans would be eliminated after going 2-2 at the Regional, missing out on a trip to the College World Series for the fifth consecutive season, the longest drought in school history.

On May 23, sophomore pitcher Justin Garza became the fourth Cal State Fullerton pitcher to toss a no-hitter, shutting down Cal State Northridge 3-0 at Goodwin Field. Garza walked three and struck out 12 as he tossed the first no-no since 2001 when Kirk Saarloos no-hit Pacific in a 28-0 victory.

Phil Bickford, Matt Chapman and Thomas Eshelman each earned All-American honors, marking the 17th consecutive seasons Cal State Fullerton has had at least one All-American, with at least one pitcher being selected in each of those years.

Matt Chapman was selected by the Oakland Athletics with the 25th overall pick in the 2014 MLB Draft, becoming the 13th Titan to be taken in the first round. He was one of seven Titans taken in the draft including: J.D. Davis (3rd round), Grahham Wiest (14th), Clay Williamson (19th), Koby Gauna (20th), Austin Diemer (28th), and Jared Deacon (33rd).

On July 3, former Titan Mark Kotsay was inducted into the Omaha College Baseball Hall of Fame as part of the second class in the establishment's history.

2015: Fullerton made its 24th straight NCAA Tournament appearance and advanced to the NCAA College World Series for the 17th time in program history, ending a five-year drought.

Danny Dorn, Michael Lorenzen, Dustin Garneau and Noe Ramirez all make their MLB Debuts in 2015, putting the number of former Titans to play in MLB at 59 overall.

On April 4, David Olmedo-Barrera tied the school record for most RBI in a single game as he drove in eight runs in a 13-2 win over Cal Poly at Goodwin Field. He tied Danny Dorn's old record set on April 8, 2003 against LMU, also at Goodwin Field. Olmedo-Barrera went 2-for-2 with a grand slam, a two-run single, sacrifice fly and a bases loaded walk.

Thomas Eshelman, Justin Garza, Tyler Peitzmeier, David Olmedo-Barrera, A.J. Kennedy and Jake Jefferies were selected in the 2015 MLB Draft.

The Titans represented the USA in the World University Games in Gwangju, Korea, finishing in fourth place.

The Titans came into the 2014 season with tons of expectations, earning a preseason No. 1 ranking from three of the four major college baseball polls. Early on, those accolades were well warranted as they won eight of their first 11 games, including a three-game road sweep over No. 9 Oregon and former Titans skipper George Horton. They would win 18 of their first 29 but then hit a rough patch, suffering just the third six-game losing streak in the program's history. The team would struggle for weeks, unable to get more than four games over the .500 mark by the last two weeks of the season.

Those same polls that gave Fullerton high praise in the preseason left the Titans out of their NCAA postseason projections and the Titans responded, sweeping a ranked UC Irvine Team on the road to ignite a seven-game winning streak to end the season and would get into the NCAA Tournament for the 23rd consecutive seasons and 36th time in school history.

During the seven-game win streak, sophomore Justin Garza made history as he tossed the fourth no-hitter in Cal State Fullerton history. Garza shut down Cal State Northridge on May 23, issuing three walks and tallying 12 strikeouts. It was also his first career complete-game. The no-hitter was the first by a Titans pitcher since 2001 when Kirk Saarloos no-hit Pacific in a 28-0 victory. Ted Silva. Along with Saarloos, Garza joined Ted Silva (1995) and Longo Garcia (1987) as the only Fullerton hurlers to throw no-hitters.

The Titans would travel to Stillwater, Oklahoma for the Regionals, and hoped for similar results from the last time they traveled there for the first round in 1994 when they won the Regional Title. On this occasion, J.D. Davis hit an eighth-inning grand slam in the opener to beat Nebraska but fell to Oklahoma State on the following night. After eliminating Nebraska in an elimination game, the Titans were sent home as Oklahoma State scored a comeback victory and made it five straight years without a trip to Omaha, the longest streak in Titans history.

It was Vanderhook's third consecutive postseason appearance as head coach of the Titans, although "Hook" has been part of 14 conference championships, 23 postseason appearances, nine Super Regional appearances and 11 trips to the College World Series over nearly a quarter century as a college baseball coach.

The Titans pitching staff was outstanding in 2014, setting a new record in team ERA (2.24), which they had set a year prior. They also allowed a school record 2.92 runs per game and were second in Titans history in runs allowed (177), shutouts (9), and walks allowed (92). Unfortunately, the offense could not follow the pitching's lead as they set a new franchise mark for lowest team batting average, hitting .260 as a team.

In 2015, the Titans put out a squad that was not expected to make much noise in the national college baseball picture, receiving just a pair of top-25 rankings in the preseason. But the Titans still had their two-headed monster of Eshelman and Garza in the rotation and freshmen John Gavin and Connor Seabold would make their presence known throughout the season.

Facing a grueling road schedule that saw Fullerton travel more than 15,000 miles in the air with treks to College Park, Md., Honolulu, HI, Bloomington Ind., and Clearwater, Fla., the Titans put together a solid 15-12 record on the road during the



On May 23, 2014, Justin Garza walked three and tied a career-high with 12 strikeouts as he became the fourth Cal State Fullerton pitcher to throw a no-hitter, defeating Cal State Northridge 3-0 at Goodwin Field. Garza became the first Titan since Kirk Saarloos in 2001 to throw a no-hitter. He joined Saarloos, Ted Silva (1995) and Longo Garcia (1987) in the Titans no-hit club.

regular season.

Once conference play rolled around, the Titans began to dominate, winning 19 of 24 Big West contests en route to the 20th Big West title in Fullerton history and 28th conference championship overall. The Titans won every series in conference, scoring sweeps over UC Riverside and Long Beach State at home and a road sweep against Hawai'i.

The Titans made their 24th straight appearance in the NCAA Tournament and 37th overall in 41 seasons at the Division I level. Fullerton swept through the Fullerton Regional and then won a Super Regional on the road for just the second time since 1999, defeating No. 9 Louisville in three games to score a trip to the NCAA College World Series. for the first time since 2009, breaking a five-year drought that was the longest in program history.

Making their first trip to TD Ameritrade Park after 16 previous appearances at the old Rosenblatt Stadium, the Titans had defending champs Vanderbilt on the ropes in the opening game of the CWS. With Eshelman cruising and holding a 3-0 lead in the sixth, Mother Nature intervened as lightning in the area followed by a torrential downpour forced the suspension of the game to the next day. The Commodores would score four times during the resumption to defeat the Titans and Fullerton would fall to No. 1 LSU in the elimination game to bring their season to an end.

During the summer of 2015, the Titans represented the USA at the World University Games in Gwangju, South Korea. Team USA would finish fourth in the tournament, falling to host South Korea in the Bronze Medal game.


CAL STATE FULLERTON FIRST-ROUND DRAFT PICKS




In June of 2003, Chad Cordero pitched for the Titans in the College World Series and became a first-round draft pick of the Montreal Expos. Just three months later, the right-hander was pitching in the big leagues at Montreal's Olympic Stadium.

THE CREAM OF THE CROP


Cal State Fullerton has seen its share of No. 1 draft picks, collecting 13 since its first, Tim Wallach in 1979. Since then, the Titans are averaging one top pick a little more than every two and a half years, including the newest member of the club, Matt Chapman, who was selected with the 25th overall pick by the Oakland Athletics in the 2014 MLB Draft.




WALLACH




CAFFREY



HARKEY



MAYNE



NEVIN



POWELL



KOTSAY



JOHNSON



CORDERO



TITAN FIRST-ROUNDERS

NO	YEAR	PLAYER	PICK NO./ORGANIZATION
1.	1979	Tim Wallach	10th / Montreal Expos
2.	1984	Bob Caffrey	13th / Montreal Expos
3.	1987	Mike Harkey	4th / Chicago Cubs
4.	1989	Brent Mayne	13th / K.C. Royals
5.	1992	Phil Nevin	1st / Houston Astros
6.	1994	Dante Powell	22nd / S.F. Giants
7.	1996	Mark Kotsay	9th / Florida Marlins
8.	2000	Adam Johnson	2nd / Minnesota Twins
9.	2003	Chad Cordero	20th / Montreal Expos
10.	2005	Ricky Romero	6th / Toronto Blue Jays
11.	2010	Christian Colon	4th / K.C. Royals
12.	2010	Gary Brown	24th / S.F. Giants
13.	2014	Matt Chapman	25th / Oakland Athletics



ROMERO



COLON



BROWN



CHAPMAN



MLB FIRST-YEAR PLAYERS DRAFT YEAR-BY-YEAR



Christian Colon (Kansas City) was one of two first-round draft picks for the Titans in 2010.

1968

June – Regular Phase

36 Matt Moschetti, 3B..... California

1969

June – Regular Phase

28 Donald Neugebauer, 1B..... California

36 Richard Cox, LHP*..... California

1970

June – Regular Phase

20 Robert Gause, RHP..... Minnesota

1973

June – Regular Phase

51 Dave Klungreseter, LHP*..... Kansas City

1975

June – Regular Phase

12 Frank Estes, OF..... Minnesota

14 Dan Boone, LHP*..... New York (A)

1976

January – Secondary Phase

2 Dan Boone, LHP*..... San Diego

June – Regular Phase

20 Andy Pasillas, C..... Chicago (A)

June – Secondary Phase

2 Dan Boone, LHP..... California

1977

June – Regular Phase

6 Steve Herz, C..... Minnesota

13 John Alvarez, 3B..... San Diego

15 Eric Mustad, RHP..... San Diego

20 Greg Johnson, RHP..... Cleveland

34 Curt Lewis, RHP..... Minnesota

1978

June – Regular Phase

5 Frank Vilorio, SS..... Minnesota

8 Tim Wallach, 1B*..... California

14 Lance Gore, LHP..... Atlanta

14 Dan Whitmer, C..... California

15 Rich Rommel, RHP..... California

20 Steve Till, C..... New York (N)

22 Greg Sporrer, INF*..... San Diego

1979

June – Regular Phase

1 Tim Wallach, 1B..... Montreal

5 Mickey Palmer, OF..... Kansas City

12 Larry Navilhon, RHP*..... San Diego

14 Andre David, OF*..... Minnesota

16 Kurt Kingsolver, C..... Milwaukee

17 Tony Hudson, RHP*..... St. Louis

27 Mike Garcia, 2B..... Atlanta

1980

June – Regular Phase

7 Dan Hanggie, 3B..... New York (A)

7 Tony Hudson, RHP..... Texas

8 Andre David, OF..... Minnesota

13 Sam Favata, 2B..... Milwaukee

14 Pete Chapin, RHP..... Montreal

17 Glenn Robertson, SS..... New York (A)

1981

June – Regular Phase

2 John Christensen, OF..... New York (N)

6 Mike Rubel, 1B*..... Houston

9 Dan Burns, RHP..... Milwaukee

10 Mark Pirruccello, C*..... Los Angeles

13 Dave Weatherman, RHP..... Oakland

24 Jim Sutton, RHP..... Chicago (A)

26 Darryl Stephens, OF..... California

1982

June – Regular Phase

2 Mike Rubel, 1B..... Texas

10 Brian David, 2B..... Seattle

11 Bob Bathe, 1B..... Oakland

12 Mark Pirruccello, C..... Kansas City

14 Jeff Robinson, RHP*..... Detroit

15 Mike Vanderberg, OF..... Baltimore

20 Tim Thompson, RHP*..... St. Louis

20 Eric Barry, LHP..... Oakland

1983

June – Regular Phase

2 Jeff Robinson, RHP..... San Francisco

6 Bill Moore, OF/1B..... Montreal

7 Tim Thompson, RHP..... Minnesota

14 Bob Caffrey, C*..... New York (N)

20 Ed Delzer, LHP*..... Montreal

June – Secondary Phase

5 John Bryant, OF*..... Detroit

1984

June – Regular Phase

1 Bob Caffrey, C..... Montreal

4 Steve Rousey, RHP..... Seattle

4 Todd Simmons, RHP..... Chicago (A)

7 Damon Allen, RHP*..... Detroit

10 Greg Mathews, LHP..... St. Louis

11 Kirk Bates, 2B/1B..... Texas

14 Scott Wright, RHP..... Philadelphia

17 Jack Reinholtz, LHP..... Seattle

17 Tom Thomas, OF..... Minnesota

19 John Fishel, OF*..... Oakland

23 Ed Delzer, LHP..... California

23 John Bryant, OF..... Cincinnati

28 Ray Roman, C..... Philadelphia

1985

June – Regular Phase

2 Jose Mota, 2B..... Chicago (A)

2 Mike Schooler, RHP..... Seattle

3 Doug Robertson, RHP..... San Francisco

6 Shane Turner, SS..... New York (A)

9 John Fishel, OF..... Houston

10 Rich Slominski, 1B..... Seattle

11 Kevin Reimer, 1B..... Texas

23 Dion Beck, LHP..... Philadelphia

29 Damon Allen, RHP*..... Texas

June – Secondary Phase

1 Mike Belanger, LHP*..... New York (A)

1986

June – Regular Phase

8 Gil Villanueva, LHP..... Chicago (A)

8 John Eccles, C..... Minnesota

10 Mike Belanger, LHP..... Texas

18 Dann Howitt, OF..... Oakland

June – Secondary Phase

1 Pat Garman, 3B..... Texas

1987

1 Mike Harkey, RHP..... Chicago (N)

6 Larry Casian, LHP..... Minnesota

9 Mike Ross, SS/2B*..... Houston

12 Andy Mota, INF/OF..... Houston

22 Mark Baca, OF..... California

24 Mike Ham, C..... San Francisco

25 Longo Garcia, RHP*..... Baltimore

40 Tony Trevino, 2B..... Philadelphia

1988

4 Mike Ross, 2B..... St. Louis



Damon Allen, the younger brother of NFL Hall of Famer Marcus Allen, was a seventh-round pick by the Detroit Tigers in 1984 but chose to play football out of school. He played in the Canadian Football League from 1985-2007 and was professional football's all-time leading passer from 2006-11. He also ranks third all-time in the CFL in rushing. He retired from the CFL in 2008, at the age of 44 with four Grey Cups (with three different teams) to his credit. Allen attempted a professional baseball career with Pittsburgh, but pitched just 3 and 2/3 minor league innings in 1994.

MLB FIRST-YEAR PLAYERS DRAFT YEAR-BY-YEAR

11	Longo Garcia, RHP.....	San Francisco
16	Mark Razook, SS.....	Seattle
28	Keith Kaub, 1B.....	Montreal
35	Bobby Jones, OF*.....	Oakland
40	Jim Foley, RHP.....	Oakland

1989

1	Brent Mayne, C.....	Kansas City
5	David Staton, 1B.....	San Diego
7	Matt Watson, RHP*.....	San Francisco
16	Mark Beck, RHP.....	Atlanta
23	Bobby Jones, OF.....	California
24	Rex Peters, 1B.....	Los Angeles
29	Dan DeVille, RHP.....	San Diego
38	Rich Faulks, LHP*.....	Minnesota

1990

9	Huck Flener, LHP.....	Toronto
14	Matt Watson, RHP.....	Toronto
15	Kevin Farlow, SS.....	San Diego
18	Mate' Borgogno, 2B.....	San Francisco
28	Doug Ketchen, RHP.....	Houston
31	Domingo Mota, OF.....	Los Angeles
32	Rich Gonzalez, OF.....	St. Louis

1991

17	Frank Charles, C/OF.....	San Francisco
21	Matt Hattabaugh, C.....	Chicago (A)

1992

1	Phil Nevin, 3B.....	Houston
4	Jason Moler, C.....	Philadelphia
14	Dan Naulty, RHP.....	Minnesota
16	Steve Sisco, 2B.....	Kansas City
27	James Popoff, RHP.....	New York (N)
31	Yusef Ford, LHP.....	Chicago (A)

1993

21	Tony Banks, OF.....	Oakland
21	Nate Rodriguez, SS.....	Philadelphia
23	Jeremy Carr, 2B.....	Kansas City
56	Bret Hemphill, C*.....	Milwaukee

1994

1	Dante Powell, OF.....	San Francisco
6	Mike Parisi, RHP.....	Florida
9	Jeff Ferguson, 2B.....	Minnesota
14	Bret Hemphill, C.....	California
19	Chad Silva, RHP.....	Oakland
20	Jim Betzold, OF.....	Cleveland
28	Adam Millan, C.....	Philadelphia

1995

8	Jon Ward, RHP.....	St. Louis
14	Tim Dixon, LHP.....	Montreal
15	D.C. Olsen, 1B.....	Montreal
21	Ted Silva, RHP.....	Texas
24	Tony Miranda, OF.....	Kansas City
25	John Mitchell, RHP.....	Toronto
27	Joe Fraser, 2B.....	Minnesota
39	Brian Loyd, C*.....	Cincinnati
44	Jeremy Giambi, OF*.....	Detroit

1996

1	Mark Kotsay, OF.....	Florida
5	Brian Loyd, C.....	San Diego
5	Brent Billingsley, LHP.....	Florida
6	Jeremy Giambi, OF.....	Kansas City
6	Jack Jones, SS.....	Los Angeles
20	Luis Estrella, RHP.....	San Francisco
27	Skip Kuil, OF*.....	Philadelphia

31	Mike Lamb, C*.....	Minnesota
46	Kirk Irvine, RHP.....	Chicago (A)
60	Mark Chavez, RHP.....	Arizona
64	Matt Wise, RHP*.....	New York (A)

1997

6	Matt Wise, RHP.....	Anaheim
7	Mike Lamb, C.....	Texas
11	Brian Tokarse, RHP.....	Anaheim
13	C. J. Ankrum, 1B.....	San Francisco
13	John Alkire, RHP.....	Detroit
17	Jerome Alviso, SS.....	Colorado
23	Scott Seal, 1B.....	San Diego

1998

1-2	Aaron Rowand, OF (sandwich pick).....	Chicago (A)
11	Erasmus Ramirez, LHP.....	San Francisco
13	Greg Jacobs, LHP.....	Anaheim
17	Benito Flores, LHP.....	Boston
25	Kevin Duck, 1B.....	Colorado

1999

7	Ryan Owens, SS.....	Arizona
14	Spencer Oborn, OF.....	Chicago (A)
17	Reed Johnson, OF.....	Toronto
19	Chris Beck, OF*.....	St. Louis
25	Craig Patterson, C*.....	Minnesota

2000

1	Adam Johnson, RHP.....	Minnesota
6	Ronnie Corona, RHP.....	Minnesota
17	Mike Nunez, RHP.....	New York (N)
34	Steve Woodward, OF.....	Arizona
36	Jeff Gates, C.....	New York (A)
42	Matt Sorensen, RHP*.....	Toronto

2001

3	Kirk Saarloos, RHP.....	Houston
4	Aaron Rifkin, 1B.....	New York (A)
5	Mike Rouse, SS.....	Toronto
8	Brett Kay, C.....	New York (N)
9	Shawn Norris, 3B.....	Montreal
13	Shane Waroff, RHP.....	Arizona
16	Jon Smith, LHP*.....	Pittsburgh
18	Robert Guzman, OF.....	Minnesota
22	David Bacani, 2B.....	New York (N)

2002

18	Jordan DeJong, RHP.....	Toronto
22	Travis Ingle, RHP*.....	Tampa Bay
33	Jeff Housman, LHP.....	Milwaukee

2003

1	Chad Cordero, RHP.....	Montreal
2	Shane Costa, OF.....	Kansas City
4	Wes Littleton, RHP.....	Texas
7	Kyle Boyer, OF.....	Chicago Cubs
8	Darric Merrell, RHP.....	Colorado
11	Justin Smyres, SS.....	San Diego
14	Sean Martin, RHP.....	San Francisco
22	Richie Burgos, 1B.....	Detroit
29	Jason Corapci, 2B.....	Houston
37	Nick Lovato, LHP.....	Florida
44	Mike Martinez, RHP*.....	New York (A)

2004

2	Kurt Suzuki, C.....	Oakland
3	Jason Windsor, RHP.....	Oakland
8	Mike Martinez, RHP.....	New York (A)
13	P.J. Plittere, C/1B.....	New York (A)
28	Ronnie Prettyman, 3B*.....	Milwaukee
48	Felipe Garcia, DH/1B*.....	Boston

BEST DRAFT CLASSES

BY NUMBER OF PLAYERS SELECTED

1.	2005.....	14
2.	1984.....	13
3.	2003.....	11
	1996.....	11
5.	1985.....	10
	2007.....	10
7.	2011.....	9
	2010.....	9
	2006.....	9
	2001.....	9
	1995.....	9

2005

1	Ricky Romero, LHP.....	Toronto
3	Sergio Pedroza, OF.....	Los Angeles (N)
7	Bobby Andrews, OF.....	Baltimore
8	Ryan Schreppe, LHP.....	Arizona
10	Ronnie Prettyman, 3B.....	Seattle
16	Neil Walton, SS.....	Tampa Bay
21	Scott Sarver, LHP.....	Houston
23	Danny Dorn, OF*.....	Tampa Bay
29	John Curtis, C*.....	Cleveland
29	Justin Turner, 2B*.....	New York (A)
33	Trevor Mortensen, OF.....	Cleveland
34	Felipe Garcia, DH/1B.....	New York (A)
45	Brett Pill, 1B*.....	New York (A)
46	Blake Davis, SS*.....	Cleveland

2006

4	Blake Davis, SS.....	Baltimore
7	Justin Turner, 2B.....	Cincinnati
7	Brett Pill, 1B.....	San Francisco
10	Lauren Gagnier, RHP.....	Detroit
10	Ryan Paul, LHP.....	San Francisco
12	Brandon Tripp, OF.....	Baltimore
20	Vinnie Pestano, RHP.....	Cleveland
24	John Curtis, C*.....	Los Angeles (A)
32	Danny Dorn, OF.....	Cincinnati

2007

1-2	Wes Roemer, RHP (sandwich pick).....	Arizona
9	Clark Hardman, OF.....	Chicago (N)
11	Evan McArthur, INF.....	San Francisco
14	John Curtis, C.....	Chicago (A)
16	Nick Mahin, OF.....	Chicago (A)
21	Jared Clark, OF*.....	Cleveland
22	Bryan Harris, RHP.....	Seattle
22	Matt Wallach, C.....	Los Angeles (N)
22	Justin Klipp, RHP.....	Chicago (A)
39	Joe Scott, INF*.....	Milwaukee

2008

8	Erik Komatsu, OF.....	Milwaukee
11	Jeff Kaplan, RHP.....	New York (N)
22	Cory Arbiso, RHP.....	New York (A)
26	Adam Jorgenson, RHP.....	Colorado
41	Joe Scott, INF*.....	Milwaukee
45	Jared Clark, 1B*.....	Los Angeles (A)

2009

7	Josh Fellhauer, OF.....	Cincinnati
7	Khrist Davis, OF.....	Milwaukee
12	Jared Clark, 1B.....	Colorado
19	Dustin Garneau, C.....	Colorado

29	Michael Morrison, RHP.....	Detroit
41	Joe Scott, INF.....	Colorado
42	Kyle Witten, RHP.....	Seattle

2010

1	Christian Colon, SS.....	Kansas City
1	Gary Brown, CF.....	San Francisco
7	Corey Jones, INF.....	Detroit
25	Daniel Renken, RHP.....	Cincinnati
26	Kevin Rath, LHP.....	Chicago (A)
28	Kyle Mertins, RHP.....	Atlanta
29	Jake Floethe, RHP*.....	Arizona
37	Carlos Lopez, OF/DH*.....	Detroit
41	Billy Marcoe, C.....	Seattle

2011

4	Nick Ramirez, 1B/LHP.....	Milwaukee
4	Tyler Pill, RHP.....	New York (N)
4	Noe Ramirez, RHP.....	Boston
6	Jake Floethe, RHP.....	Tampa Bay
8	Colin O'Connell.....	Oakland
25	Chris Devenski, RHP.....	Chicago (A)
28	David Hurlbut, LHP.....	Minnesota
30	Joe Terry, INF.....	Cincinnati
49	Raymond Hernandez, RHP.....	Arizona

2012

13	Dylan Floro, RHP.....	Tampa Bay
----	-----------------------	-----------

2013

1-2	Michael Lorenzen, RHP/OF.....	Cincinnati
5	Chad Wallach, C.....	Miami
10	Carlos Lopez, C.....	Miami
17	Richy Pedroza, SS.....	St. Louis

2014

1	Matt Chapman, 3B.....	Oakland
3	J.D. Davis, OF/RHP.....	Houston
14	Graham Wiest, RHP.....	Colorado
19	Clay Williamson, OF.....	Washington
20	Koby Gauna, RHP.....	Oakland
28	Austin Diemer, OF.....	Minnesota
33	Jared Deacon, C.....	San Francisco

2015

2	Thomas Eshelman.....	Houston
8	Justin Garza.....	Cleveland
9	Tyler Peltzmeier.....	Chicago (NL)
12	David Olmedo-Barrera.....	Tampa Bay
30	A.J. Kennedy.....	San Diego
39	Jake Jeffries.....	Washington

2016

20	Chad Hockin.....	Chicago (NL)
22	Dalton Blaser.....	New York (A)
30	Dylan Prohorkoff.....	Pittsburgh
46	Miles Chambers.....	New York (A)
48	Scott Serigstad.....	Milwaukee
53	Blake Quinn.....	New York (A)

2017

3	Connor Seabold.....	Philadelphia
3	Scott Hurst.....	St. Louis
8	John Gavin.....	San Francisco
16	Chris Hudgins.....	Kansas City
18	Dillon Persinger.....	Cleveland
24	Timmy Richards.....	Washington
33	Taylor Bryant.....	St. Louis

* did not sign

MLB FIRST-YEAR PLAYERS DRAFT YEAR-BY-YEAR

2018		
4	Colton Eastman, RHP	Philadelphia
7	Andrew Quezada, RHP	Colorado
11	Brett Conine, RHP	Houston
16	Ruben Cardenas, OF	Cleveland
17	Erik Cha, LHP	Minnesota
19	Tommy Wilson, RHP	New York Mets
22	Blake Workman, RHP	Arizona

2019		
13	Daniel Cope, C	Denver
13	Sahid Valenzuela, SS	Oakland

2021		
5	Tanner Bibee, RHP	Cleveland

2023		
7	Nate Nankil, OF	Oakland
14	Jojo Ingrassia, LHP	Boston
16	Cole Urman, C	Baltimore
19	Caden Connor, 1B	Chicago (A)

2024		
10	Christian Rodriguez, RHP	Baltimore
16	Andrew Morones, RHP	Kansas City
20	Evan Yates, RHP	Baltimore

* did not sign
^5 Round draft in 2020 due to Covid-19



MAJOR LEAGUE ALL-STARS



KURT SUZUKI

Kurt Suzuki (left) became the Titans' sixth major league All-Star in 2014 when he was chosen as a coaches' selection on the American League roster. Suzuki represented the host Twins and would enter the game in the 9th inning to catch the last three outs.



RICKY ROMERO




AARON ROWAND



CHAD CORDERO



PHIL NEVIN



TIM WALLACH

MLB ALL-STAR SELECTIONS

PLAYER	YEAR	TEAM	PARK	CITY	PERFORMANCE
Michael Lorenzen	2023	Detroit	T-Mobile Park	Seattle, Wash.	0.2 IP, 1H, 1BB, 1K
Matt Chapman	2019	Oakland	Progressive Field	Cleveland, Ohio	BB, Run, Played 3B
Justin Turner	2017	L.A. Dodgers	Marlins Park	Miami, Fla.	0-1, played 3B after Nolan Arenado
Chris Devenski	2017	Houston	Marlins Park	Miami, Fla.	1 IP, 0 hits, 0 runs, 1K in the 8th
Kurt Suzuki	2014	Minnesota	Target Field	Minneapolis, MN	Entered at C in 9th inning for last 3 outs
Ricky Romero	2011	Toronto	Chase Field	Phoenix, Ariz.	Did not play
Aaron Rowand	2007	Philadelphia	AT&T Park	San Francisco, Calif.	0-for-2, 1 K, played CF
Chad Cordero	2005	Washington	Comerica Park	Detroit, Mich.	.1 IP, 1 K (Ivan Rodriguez to end game)
Phil Nevin	2001	San Diego	Safeco Field	Seattle, Wash.	0-for-1, PH and played 3B
Tim Wallach	1990	Montreal	Wrigley Field	Chicago, Ill.	0-for-2, played 3B after Chris Sabo
Tim Wallach	1989	Montreal	Anaheim Stadium	Anaheim, Calif.	0-for-1, played 3B after Howard Johnson
Tim Wallach	1987	Montreal	Oakland-Alameda County Coliseum	Oakland, Calif.	0-for-3, 2 K, played 3B after M. Schmidt
Tim Wallach	1985	Montreal	Hubert H. Humphrey Metrodome	Minneapolis, Minn.	1-for-2, 1 R, 1 BB, behind C. Nettles at 3B
Tim Wallach	1984	Montreal	Candlestick Park	San Francisco, Calif.	0-for-1, spelled Schmidt at 3B



AWARD WINNERS

GOLD GLOVE AWARD WINNERS

Matt Chapman	2018	Oakland	3b
Aaron Rowand	2007	Philadelphia	OF
Tim Wallach	1990	Montreal	3B
Tim Wallach	1988	Montreal	3B
Tim Wallach	1985	Montreal	3B

SILVER SLUGGER AWARD WINNER

Tim Wallach	1987	Montreal	3B
Tim Wallach	1985	Montreal	3B

ROLAIDS RELIEF AWARD WINNER

Chad Cordero	2005	Washington	RHP
--------------	------	------------	-----

MAJOR AWARD VOTING

MLB HALL OF FAME VOTING

Tim Wallach	2002	24th (1 vote, 1%)
-------------	------	-------------------


MOST VALUABLE PLAYER VOTING (by ranking)

Tim Wallach*	Montreal	1987	4th (165 vote pts., 49%)
Tim Wallach	Montreal	1990	10th (36 vote pts., 11%)
Chad Cordero	Washington	2005	t-14th (21 vote pts., 5%)
Mark Kotsay	Oakland	2004	t-14th (8 vote pts., 2%)
Tim Wallach	Los Angeles	1994	t-18th (4 vote pts., 1%)
Phil Nevin	San Diego	2001	21st (3 vote pts., 1%)
Aaron Rowand	Philadelphia	2007	t-22nd (3 vote pts., 1%)
Phil Nevin	San Diego	2004	t-30th (1 vote pt., 0%)
Justin Turner	L.A. Dodgers	2017	10th (43 vote pts., 10%)
Khris Davis	Oakland A's	2018	8th (41 vote pts., 10%)
Matt Chapman	Oakland A's	2018	7th (141 vote pts., 34%)

* Had one first-place vote

CY YOUNG VOTING (by ranking)

Chad Cordero	Washington	2005	t-5th (1 vote pt., 1%)
Ricky Romero	Toronto	2011	10th (2 vote pts., 1%)



Tim Wallach of the Montreal Expos finished 4th in NL MVP voting in 1987.

TITAN MAJOR LEAGUERS

IN CHRONOLOGICAL ORDER

No.	Name.....	At CSF ...	ML Debut
1.	Dan Whitmer.....	77-78.....	07/20/80
2.	Tim Wallach.....	78-79.....	09/30/80
3.	Dan Boone.....	75-76.....	04/11/81
4.	Jeff Robinson.....	80-83.....	04/07/84
5.	Andre David.....	79-80.....	06/29/84
6.	John Christensen ..	79-81.....	09/13/84
7.	Greg Mathews.....	83-84.....	06/03/86
8.	Bill Moore.....	80-83.....	07/19/86
9.	Mike Schooler.....	85.....	06/10/88
10.	John Fishel.....	82-85.....	07/14/88
11.	Shane Turner.....	82-85.....	08/19/88
12.	Mike Harkey	85/87.....	09/05/88
13.	Kevin Reimer.....	85.....	09/13/88
14.	Dann Howitt.....	86.....	09/15/89
15.	Larry Casian.....	85-87.....	09/09/90
16.	Brent Mayne.....	88-89.....	09/18/90
17.	Jose Mota	83-85.....	05/24/91
18.	Andy Mota	86-87.....	08/31/91
19.	Huck Flener.....	88-90.....	08/14/93
20.	Dave Staton	89.....	09/08/93
21.	Gary Buckels	86-87.....	07/26/94
22.	Phil Nevin.....	90-92.....	06/11/95
23.	Dan Naulty	91-92.....	04/02/96
24.	Dante Powell	92-94.....	04/15/97
25.	Mark Kotsay.....	94-96.....	07/11/97
26.	Jeremy Giambi..	94-96.....	09/01/98
27.	Brent Billingsley..	96.....	05/20/99
28.	Brett Hemphill..	92-94.....	06/28/99
29.	Mike Lamb	95-97.....	04/23/00
30.	Steve Sisco.....	90-92.....	05/06/00
31.	Matt Wise.....	96-97.....	08/02/00
32.	Frank Charles.....	90-91.....	09/05/00
33.	Aaron Rowand..	96-98.....	06/16/01
34.	Adam Johnson..	98/00.....	07/16/01
35.	Brandon Duckworth .	97.....	08/07/01
36.	Kirk Saarloos.....	98-01.....	06/18/02
37.	Reed Johnson.....	97-99.....	04/17/03
38.	Erasmio Ramirez..	98.....	04/30/03
39.	Chad Cordero.....	01-03.....	08/30/03
40.	Shane Costa.....	01-03.....	06/02/05
41.	Mike Rouse.....	01.....	06/09/06
42.	Wes Littleton	01-03.....	07/04/06
43.	Jason Windsor ..	03-04.....	07/17/06
44.	Jordan DeJong ..	98-99.....	06/06/07
45.	Kurt Suzuki.....	02-04.....	06/12/07
46.	Ricky Romero.....	03-05.....	04/09/09
47.	Justin Turner	03-06.....	09/08/09
48.	Vinnie Pestano..	04-06.....	09/23/10
49.	David Cooper ..	06.....	04/29/11
50.	Blake Davis.....	04-06.....	06/22/11
51.	Brett Pill	04-06.....	09/06/11
52.	Erik Komatsu.....	08.....	04/06/12
53.	Khris Davis.....	07-09.....	04/01/13
54.	Christian Colon	08-10.....	07/01/14
55.	Gary Brown.....	08-10.....	09/03/14
56.	Danny Dorn.....	03-06.....	04/21/15
57.	Michael Lorenzen..	11-13.....	04/29/15
58.	Noe Ramirez	09-11.....	07/03/15
59.	Dustin Garneau	06-09.....	08/20/15
60.	Chris Devenski .	11-11.....	04/08/16
61.	Dylan Floro	10-12.....	07/07/16
62.	Tyler Pill.....	09-11.....	05/27/17
63.	Matt Chapman..	12-14.....	06/15/17
64.	J.D. Davis.....	12-14.....	08/05/17
65.	Chad Wallach	11-13.....	08/27/17
66.	Nick Ramirez.....	09-11.....	05/09/19
67.	Thomas Eshelman ..	13-15.....	06/01/19
68.	Phil Bickford.....	14.....	09/01/20
69.	Scott Hurst	15-17.....	04/16/21
70.	Justin Garza	13-15.....	07/27/21
71.	Connor Seabold...	15-17.....	09/11/21
72.	Tanner Bibee.....	18-21.....	04/26/23



Matt Chapman made his MLB on June 15th, 2017 with the Oakland A's. He was drafted with the 25th overall in the 2014 draft.



After a standout college career at Cal State Fullerton, Mark Kotsay went on to make his MLB debut in 1997 with the Florida Marlins.

MISCELLANEOUS

FORMER TITANS & MLB NOTES

• Both Mark Kotsay (Oakland) and Phil Nevin (Minnesota) played in their first postseason in 2006 after more than 1,200 games apiece in the big leagues. Kotsay's total of 1,284 games without postseason play was the seventh-longest among active players in 2006. Nevin, in the final year of his playing career, had been part of seven different organizations over 12 seasons. Kotsay, at the time, had been with three teams and was in his 10th season. He would play seven more seasons with four more teams before retiring prior to the 2014 season.

• 1996 Titan teammates Aaron Rowand and Mike Lamb faced off in the 2005 World Series, marking the first time two former Titans have met in the big series. They were the second and third Titans to play in the Fall Classic.


• Six Titans have earned Major League World Series rings with Mark Kotsay grabbing the first in 1997 with the Marlins. Pitcher Dan Naulty earned another in 1999 with the Yankees. Aaron Rowand was the first Titan to earn his hardware by being on the World Series roster as the White Sox defeated the Astros in the 2005 series. He then became the first Titan to ever score a second ring when he won with the 2010 Giants. Christian Colon earned a ring in 2015 with the Kansas City Royals.

• Andy and Jose Mota are sons of former Major League outfielder and Los Angeles Dodgers Coach Manny Mota.

• Mike Harkey, Mike Schooler, Shane Turner, John Fishel, Kevin Reimer, Larry Casian and Jose Mota were all on the 1985 Titan team which failed to win the PCAA championship and snapped Fullerton's string of 10 consecutive trips to the NCAA playoffs.

• Brent Billingsley, Jeremy Giambi, Mark Kotsay, Mike Lamb, Aaron Rowand, Matt Wise and a then-redshirt Reed Johnson were all products of the 1996 Titan team that saw the Titans start the season 31-2 following the 57-9 finish in 1995, only to struggle down the stretch, going 14-14, and sneaking into the Wichita State Regional.

• Kurt Suzuki was the 2009 Roberto Clemente nominee for the Oakland A's. Kurt and his wife, former Titan volleyball player Renee (Vignery), helped raise over \$60,000 for former Titan catcher Jon Wilhite following a very devastating drunk driving accident that killed three others and left Wilhite severely injured. Ricky Romero was nominated by the Blue Jays for the award in 2011 and 2012 and Mark Kotsay was nominated by the San Diego Padres in 2013.



Greg Mathews (above) was the first Titan to play in a World Series game in 1987. He started Game 4. To this day, he is the only former Titan pitcher to reach the Fall Classic. Former Titan and Chicago White Sox outfielder


MAJOR LEAGUE POSTSEASON

DIVISION SERIES APPEARANCES (Chronological)

NAME	TEAM	YEAR	OPPONENT	RESULT
Tanner Bibee	Cleveland	2024	vs. Detroit	W
Michael Lorenzen	Kansas City	2024	vs. New York Yankees	L
Michael Lorenzen	Philadelphia	2023	vs. Atlanta	W
Justin Turner	LA Dodgers	2022	vs. San Diego	L
Phil Bickford	LA Dodgers	2021	vs. San Francisco	W
Justin Turner	LA Dodgers	2021	vs. San Francisco	W
Dylan Floro	LA Dodgers	2020	vs. San Diego	W
Justin Turner	LA Dodgers	2020	vs. San Diego	W
Dylan Floro	LA Dodgers	2019	vs. Washington	L
Justin Turner	LA Dodgers	2019	vs. Washington	L
Kurt Suzuki	Washington	2019	vs. LA Dodgers	W
Dylan Floro	LA Dodgers	2018	vs. Atlanta	W
Justin Turner	LA Dodgers	2018	vs. Atlanta	W
Chris Devenski	Houston	2018	vs. Cleveland	W
Kurt Suzuki	Atlanta	2018	vs. Los Angeles (NL)	L
Justin Turner	LA Dodgers	2017	vs. Arizona	W
Chris Devenski	Houston	2017	vs. Boston	W
Justin Turner	LA Dodgers	2016	vs. Washington	W
Christian Colon	Kansas City	2015	vs. Houston	W
Justin Turner	LA Dodgers	2015	vs. New York (NL)	L
Christian Colon	Kansas City	2014	vs. Los Angeles (AL)	W
Vinnie Pestano	Los Angeles (AL)	2014	vs. Kansas City	L
Gary Brown	San Francisco	2014	vs. Washington	W
Justin Turner	LA Dodgers	2014	vs. St. Louis	L
Kurt Suzuki	Oakland	2013	vs. Detroit	L
Reed Johnson	Atlanta	2013	vs. Los Angeles (NL)	L
Kurt Suzuki	Washington	2012	vs. St. Louis	L
Mark Kotsay	Milwaukee	2011	vs. Arizona	W
Aaron Rowand	San Francisco	2010	vs. Atlanta	W
Mark Kotsay	Boston	2008	vs. Los Angeles (AL)	W
Aaron Rowand	Philadelphia	2007	vs. Colorado	L
Mark Kotsay	Oakland	2006	vs. Minnesota	W
Phil Nevin	Minnesota	2006	vs. Oakland	L
Mike Lamb	Houston	2005	vs. Atlanta	W
Aaron Rowand	Chicago (AL)	2005	vs. Boston	W
Mike Lamb	Houston	2004	vs. Atlanta	W
Brent Mayne	LA Dodgers	2004	vs. St. Louis	L
Jeremy Giambi	Oakland	2001	vs. New York (AL)	L
Jeremy Giambi	Oakland	2000	vs. New York (AL)	L
Dante Powell	San Francisco	1997	vs. Florida	L
Tim Wallach	LA Dodgers	1996	vs. Atlanta	L
Tim Wallach	LA Dodgers	1995	vs. Cincinnati	L
Tim Wallach	Montreal	1981	vs. Philadelphia	W

CHAMPIONSHIP SERIES APPEARANCES (Chronological)

NAME	TEAM	YEAR	OPPONENT	RESULT
Tanner Bibee	Cleveland	2024	vs. New York Yankees	L
Michael Lorenzen	Philadelphia	2023	vs. Atlanta	L
Justin Turner	LA Dodgers	2020	vs. Atlanta	W
Dylan Floro	LA Dodgers	2020	vs. Atlanta	W
Kurt Suzuki	Washington	2019	vs. St. Louis	W
Dylan Floro	LA Dodgers	2018	vs. Milwaukee	W
Justin Turner	LA Dodgers	2018	vs. Milwaukee	W
Chris Devenski	Houston	2018	vs. Boston	L
Justin Turner	LA Dodgers	2017	vs. Chicago (NL)	W
Chris Devenski	Houston	2017	vs. New York (AL)	W
Christian Colon	Kansas City	2015	vs. Toronto	W
Christian Colon	Kansas City	2014	vs. Baltimore	W
Mark Kotsay	Milwaukee	2011	vs. St. Louis	L
Aaron Rowand	San Francisco	2010	vs. Philadelphia	W
Mark Kotsay	Boston	2008	vs. Tampa Bay	L
Mark Kotsay	Oakland	2006	vs. Detroit	L
Mike Lamb	Houston	2005	vs. St. Louis	W
Aaron Rowand	Chicago (AL)	2005	vs. Los Angeles (AL)	W



Mike Lamb (above) became the first Houston Astro to hit a home run in the World Series with his Game One homer in 2005 at Minute Maid Park in Houston, Tex. (Photo courtesy of the Houston Astros) / Christian Colon and Gary Brown (below) were not on the official playoff roster but were still on hand for the 2014 World Series as the Giants defeated the Royals in seven games.



Christian Colon (above) celebrates after knocking in the go-ahead run in game five of the 2015 World Series, helping lead the Royals to a win in the game, clinching the title against the New York Mets.

THE WORLD SERIES

CHAMPIONSHIP SERIES APPEARANCES (Continued)

NAME	TEAM	YEAR	OPPONENT	RESULT
Mike Lamb	Houston	2004	vs. St. Louis	L
Greg Mathews	St. Louis	1987	vs. San Francisco	W
Tim Wallach	Montreal	1981	vs. Los Angeles (NL)	L

WORLD SERIES APPEARANCES (Chronological)

NAME	TEAM	YEAR	OPPONENT	RESULT
Justin Turner	LA Dodgers	2020	vs. Tampa Bay	W
Dylan Floro	LA Dodgers	2020	vs. Tampa Bay	W
Kurt Suzuki	Washington	2019	vs. Houston	W
Dylan Floro	LA Dodgers	2018	vs. Boston	L
Justin Turner	LA Dodgers	2018	vs. Boston	L
Justin Turner	LA Dodgers	2017	vs. Houston	L
Christian Colon	Kansas City	2015	vs. New York (NL)	W
Aaron Rowand	San Francisco	2010	vs. Texas	W
Mike Lamb	Houston	2005	vs. Chicago (AL)	L
Aaron Rowand	Chicago (AL)	2005	vs. Houston	W
Greg Mathews	St. Louis	1987	vs. Minnesota	L


WORLD SERIES CHAMPIONS (Chronological)

Justin Turner	2020	LA Dodgers
Dylan Floro	2020	LA Dodgers
Kurt Suzuki	2019	Washington
Chris Devenski	2017	Houston
Christian Colon	2015	Kansas City
Aaron Rowand	2010	San Francisco
Aaron Rowand	2005	Chicago (AL)

WORLD SERIES RINGS (Chronological)

Justin Turner	2020	LA Dodgers
Dylan Floro	2020	LA Dodgers
Kurt Suzuki	2019	Washington
Chris Devenski	2017	Houston
Christian Colon	2015	Kansas City
Gary Brown*	2014	San Francisco
Brett Pill*	2012	San Francisco
Aaron Rowand	2010	San Francisco
Aaron Rowand	2005	Chicago (AL)
Dan Naulty*	1999	New York (AL)
Mark Kotsay*	1997	Florida

*Was not on World Series Roster



ALL-TIME POSTSEASON RESULTS



CAL STATE FULLERTON BASEBALL: HOW DO THEY DO IT?

The Titans of Cal State Fullerton have made eight trips to the College World Series in the Super Regional Era (since 1999), matched only by Texas in that time span who made their eighth appearance in 2014; and Fullerton's 17 overall appearances in the CWS ties them with LSU for seventh place all-time. They've done it all since moving up to Div. I status in 1975 and four times – once a decade – they have gone home with the NCAA championship.

"How do they do it?" is a common question. The answer won't fit in a sound bite.

It starts with location – baseball rich, usually sunny Southern California. Then, in no particular order, come coaching, tradition and attitude.

Overwhelming resources are not in the picture. Fullerton is the only non-football school with more than one appearance in Omaha since 1999, and it operates its entire athletics department on a budget of about \$9 million. Goodwin Field is a modest home facility built in 1992, expanded to 3,500 seats in 2000 and cast in the shadow of Angel Stadium, six miles down the street.

Start with coaching, both on site and in the developmental youth leagues, high schools and community colleges in Southern California. Weather allows year-round play and the competition is keen.

Augie Garrido, the winningest coach in Div. I history now at Texas, was the architect at Fullerton. He arrived in 1973 and endured the last losing season the school has known. In 1974 he won a conference championship and in the program's first Div. I season in 1975, he took the Titans to Omaha via a Regional Tournament victory at USC, dethroning the reigning kings of college baseball. That weekend brought the Titans credibility and better players and a dynasty was in its infancy.

Garrido left for the greener pastures and climate challenges of Illinois from 1988 to 1990 and the Titans hired veteran Larry Cochell, who took them to Omaha twice in three seasons before leaving for a bigger paycheck at Oklahoma. That move opened the door for Garrido's return with a new stadium in the works. Garrido brought in former Titan first baseman George Horton to be his associate head coach and Horton didn't miss a beat when he took over in 1997 after Garrido's move to the riches of Austin.

Horton promptly hired former Titan right-hander Dave Serrano as his pitching coach and the pair teamed up to take four Titan teams to Omaha before the 2004

title helped Serrano get the head job at UC Irvine. And when Horton was lured to Eugene in 2008 to rekindle the Oregon program, Serrano moved back to north Orange County and won 175 games over four seasons, leading the team to four postseasons, three Super Regionals and a College World Series appearance in 2009. At the conclusion of the 2011 season, he, too, was snatched up by a big-time football school, the University of Tennessee, opening the door for long-time Titan assistant coach Rick Vanderhook to take over the reins after nearly three decades as an assistant coach at Fullerton, Cal State Northridge and UCLA.

"Hook" played for and assisted Garrido, assisted Horton alongside Serrano and has worn a Titan uniform longer than any one person in the baseball program (25 years as a player and coach). He has been a key evaluator and developer of talent since 1985 and owns three of the Titans' four national championship rings to prove it. He's a coaching veteran of 24 postseasons and 12 trips to Omaha, becoming the fifth coach to take Fullerton to the CWS in program history in 2015.

Tradition has grown with each season. The wins, the championships, the 59 former players in the major leagues and the growing frequency of trips to Omaha have snowballed. "Baseball excellence" is the most common first response to surveys about the image of the 38,000-student "commuter" institution. Several former bat boys have returned to wear the Titan blue and orange. Summer youth camps have developed future Titan stars. Youngsters grow up wanting to be Titans.

Attitude starts with putting team over personal achievement. Fullerton has not attracted a lot of "blue chip" prospects with high draft prospects. Everyone learns to bunt, to hit to the opposite field and to take a "dos" (a term, pronounced "dose" meaning hit by pitch). "Baseball player" rates higher in recruiting criteria than the speed of a fastball or the power in a swing. And over the years, the Titans have developed a swagger of confidence.

The Titans have usually enjoyed a home field advantage during their Super Regional Era run. Of their 12 regional titles in that span, 10 have come at home. Six of their eight Super Regional titles also have been claimed at Goodwin Field. But they earned the advantage. From 1975 to 1998, the Titans NEVER played at home in the postseason. Yet they won nine Regionals – at USC, at Fresno State twice, at Arizona State, at Mississippi State, at Texas, at LSU twice and at Oklahoma State – for more road titles than anyone.

Yep, they'll be back in Omaha... it's the Titans' second home.

ALL-TIME POSTSEASON RESULTS



(Left) John Fishel scores on a close call at home by one-armed umpire Gus Steiner, June 1, 1984, in the Titans' CWS win over Michigan. (Right) CWS Most Outstanding Player Tony Hudson and catcher Kurt Kingsolver celebrate the '79 title, June 8, 1979.

ALL-TIME RECORD
IN THE NCAA REGIONALS:

100-43 (.699)

ALL-TIME RECORD IN
THE SUPER REGIONALS:

18-11 (.621)

ALL-TIME RECORD AT
THE COLLEGE WORLD SERIES:

34-29 (.540)

ALL-TIME RECORD IN
THE NCAA POSTSEASON:

151-81 (.650)

1975

@ Los Angeles, CA (USC)

W 3- 1 USC
W 2- 1 Pepperdine
L 4- 5 Pepperdine
W 6- 4 Pepperdine

@ College World Series

L 3- 5 Arizona State
L 10- 11 Oklahoma

1976

@ Pullman, WA (Washington State)

W 7- 1 No. Colorado
L 1- 5 Washington State
W 11- 3 Pepperdine
W 13- 1 Washington State
L 2- 7 Washington State

1977

@ Tempe, AZ (Arizona State)

L 2- 6 Arizona State
W 5- 3 Portland State
L 5- 6 Washington State

1978

@ Los Angeles, CA (USC)

W 4- 0 Santa Clara
L 2- 3 USC (11)
L 3- 7 Arizona

1979

@ Fresno, CA (Fresno State)

L 4- 5 UCLA
W 20- 3 Portland
W 12- 3 Fresno State
W 9- 2 UCLA
W 9- 5 UCLA

@ College World Series

L 1- 6 Mississippi State
W 8- 3 Connecticut
W 16- 3 Arizona
W 13- 10 Arkansas
W 8- 5 Pepperdine
W 2- 1 Arkansas

1980

@ Tucson, AZ (Univ. of Arizona)

L 2- 3 Gonzaga
W 10- 2 Fresno State
L 8- 10 Gonzaga

1981

@ Tempe, AZ (Arizona State)

W 9- 8 Fresno State
L 8- 19 Arizona State
W 10- 9 Fresno State
L 7- 12 Arizona State

1982

@ Tempe, AZ (Arizona State)

W 7- 3 Houston
W 10- 9 Arizona State
W 8- 7 Arizona State

@ College World Series

L 0- 7 Wichita State
L 0- 6 Maine

1983

@ Tempe, AZ (Arizona State)

W 7- 5 Fresno State
L 0- 8 Arizona State
L 3- 6 Fresno State

1984

@ Fresno, CA (Fresno State)

W 10- 6 USC
W 16- 6 San Diego State
L 5- 9 San Diego State
W 8- 7 San Diego State (11)

@ College World Series

W 8- 4 Michigan
L 4- 6 Texas
W 13- 5 Miami
W 6- 1 Arizona State
W 10- 2 Oklahoma State
W 3- 1 Texas

1987

@ New Orleans, LA (U of New Orleans)

L 0- 1 Southern
W 4- 0 Tulane
W 11- 0 Louisiana Tech
L 3- 7 LSU

1988

@ Starkville, MS (Mississippi State)

W 6- 3 Missouri
W 5- 1 Mississippi State
W 5- 3 Mississippi State (12)
W 6- 3 Texas A&M

@ College World Series

W 9- 3 Miami
W 5- 3 Stanford
L 1- 4 Stanford
L 5- 9 Stanford

1990

@ Austin, TX (Texas)

W 16- 3 Old Dominion
W 6- 3 Creighton
W 5- 2 Texas
W 3- 0 Texas

@ College World Series

L 4- 14 Oklahoma State
L 7- 8 The Citadel (12)

1992

@ Baton Rouge, LA (LSU)

W 3- 2 Ohio State
W 8- 0 Tulane
W 11- 0 LSU
W 13- 1 Ohio State

@ College World Series

W 7- 2 Florida State
L 3- 4 Miami
W 6- 0 Florida State
W 7- 5 Miami
W 8- 1 Miami
L 2- 3 Pepperdine

1993

@ Austin, TX (Texas)

W 11- 5 Maine
L 2- 5 USC
W 2- 0 McNeese State
L 2- 5 USC

1994

@ Stillwater, OK (Oklahoma State)

W 11- 3 Northwestern State
W 4- 1 TCU
L 11- 13 Oklahoma State
W 12- 5 Memphis
W 6- 5 Oklahoma State (10)

ALL-TIME POSTSEASON RESULTS (continued)

@ College World Series

L	0-	2 Georgia Tech
W	20-	6 LSU
W	10-	3 Florida State
L	2-	3 Georgia Tech (12)

1995

@ Baton Rouge, LA (LSU)

W	7-	6 NE Louisiana
W	9-	1 James Madison
W	17-	7 Rice
W	8-	7 Rice

@ College World Series

W	6-	5 Stanford
W	11-	1 Tennessee
W	11-	0 Tennessee
W	11-	5 USC

1996

@ Wichita, KS (Wichita State)

W	19-	8 Delaware
W	7-	3 Rice
L	1-	6 Wichita State
L	10-	13 Rice

1997

@ Stanford, CA (Stanford)

L	0-	5 Santa Clara
W	8-	4 Northeastern
L	7-	8 Fresno State

1998

@ Baton Rouge, LA (LSU)

W	16-	1 Harvard
W	10-	6 Tulane
L	11-	13 LSU
W	11-	7 Harvard
L	3-	14 LSU

1999

@ South Bend, IN (Notre Dame)

W	6-	5 Michigan
W	6-	3 Notre Dame
W	9-	4 Michigan

@ Columbus, OH (Ohio State)

L	7-	10 Ohio State
W	11-	5 Ohio State
W	13-	2 Ohio State

@ College World Series

L	2-	9 Stanford
W	4-	2 Texas A&M
L	2-	7 Florida State

2000

@ Fullerton, CA (Cal State Fullerton)

L	4-	6 Loyola Marymount
W	8-	6 Virginia Tech
W	5-	2 Loyola Marymount
L	3-	8 USC

2001

@ Fullerton, CA (Cal State Fullerton)

W	17-	3 Temple
W	13-	3 Arizona State
L	5-	11 Texas Tech
W	9-	2 Texas Tech

@ Fullerton, CA (Cal State Fullerton)

W	13-	2 Mississippi State
W	9-	3 Mississippi State

@ College World Series

W	5-	4 Nebraska
L	2-	5 Stanford (10)
W	11-	2 Tulane
L	1-	4 Stanford

2002

@ Stanford, CA (Stanford)

L	2-	3 Stanford (13)
W	9-	1 San Jose State
L	0-	4 Long Beach State

2003

@ Fullerton, CA (Cal State Fullerton)

W	3-	1 San Diego
W	4-	3 Notre Dame
W	8-	1 Notre Dame

@ Fullerton, CA (Cal State Fullerton)

W	5-	1 Arizona State
L	6-	7 Arizona State
W	5-	1 Arizona State

@ College World Series

W	8-	2 Louisiana State
W	6-	5 Stanford
L	3-	5 Stanford
L	5-	7 Stanford (10)

2004

@ Fullerton, CA (Cal State Fullerton)

W	7-	1 Minnesota
L	6-	7 Pepperdine (10)
W	5-	0 Arizona State
W	15-	1 Pepperdine
W	16-	3 Pepperdine

@ Fullerton, CA (Cal State Fullerton)

W	9-	0 Tulane
W	10-	7 Tulane

@ College World Series

W	2-	0 South Carolina
W	6-	3 Miami
L	3-	5 South Carolina
W	4-	0 South Carolina
W	6-	4 Texas
W	3-	2 Texas

2005

@ Fullerton, CA (Cal State Fullerton)

W	19-	0 Harvard
L	5-	6 Arizona
W	8-	6 Missouri
W	7-	2 Arizona
W	6-	3 Arizona

@ Fullerton, CA (Cal State Fullerton)

W	3-	2 Arizona State
L	2-	6 Arizona State
L	8-	9 Arizona State

2006

@ Fullerton, CA (Cal State Fullerton)

W	6-	1 Saint Louis
W	9-	2 Fresno State
W	10-	3 Fresno State

@ Fullerton, CA (Cal State Fullerton)

W	7-	1 Missouri
W	9-	1 Missouri

@ College World Series

L	5-	7 North Carolina (13)
W	7-	5 Georgia Tech
W	7-	6 Clemson
L	5-	6 North Carolina

2007

@ San Diego State, San Diego, CA

(Hosted by University of San Diego)

W	7-	1 Minnesota
W	6-	4 Fresno State
W	13-	2 Fresno State

@ Fullerton, CA (Cal State Fullerton)

W	12-	2 UCLA
W	2-	1 UCLA

@ College World Series

L	3-	2 Oregon State
L	5-	4 UC Irvine (13)

2008

@ Fullerton, CA (Cal State Fullerton)

W	11-	0 Rider
L	4-	11 UCLA
W	4-	1 Virginia
W	11-	8 UCLA
W	5-	4 UCLA

@ Fullerton, CA (Cal State Fullerton)

L	3-	4 Stanford
L	5-	8 Stanford

2009

@ Fullerton, CA (Cal State Fullerton)

W	18-	2 Utah
W	7-	4 Gonzaga
W	16-	3 Utah

@ Fullerton, CA (Cal State Fullerton)

W	12-	0 Louisville
W	11-	2 Louisville

@ College World Series

L	6-	10 Arkansas
L	5-	7 Virginia

2010

@ Fullerton, CA (Cal State Fullerton)

L	1-	3 Minnesota
W	6-	5 Stanford
W	11-	3 New Mexico
W	7-	2 Minnesota
W	9-	5 Minnesota

@ Los Angeles, CA (UCLA)

W	4-	3 UCLA
L	7-	11 UCLA (11)
L	1-	8 UCLA

2011

@ Fullerton, CA (Cal State Fullerton)

W	10-	4 Illinois
L	0-	1 Stanford
L	5-	7 Illinois

2012

@ Eugene, OR (Oregon)

W	9-	5 Indiana St.
L	5-	7 Oregon
L	0-	3 Austin Peay

2013

@ Fullerton, CA (Cal State Fullerton)

W	4	1 Columbia
W	1	0 Arizona State
W	6	1 Arizona State

@ Fullerton, CA (Cal State Fullerton)

L	3	5 UCLA (10)
L	0	3 UCLA

2014

@ Stillwater, OK (Oklahoma State)

W	5	1 Nebraska
L	7	13 Oklahoma State
W	4	3 Nebraska
L	4	6 Oklahoma State

2015

@ Fullerton, CA (Cal State Fullerton)

W	9-	3 Pepperdine
W	3-	2 Arizona State (14)
W	10-	1 Pepperdine

@ Louisville, KY (Louisville)

W	3-	2 Louisville (10)
L	3-	9 Louisville
W	4-	3 Louisville (11)

@ College World Series

L	3-	4 Vanderbilt
L	3-	5 LSU

2016

@ Starkville, Miss (Mississippi State)

W	1-	0 Louisiana Tech
L	4-	1 Mississippi State (6)
L	6-	2 Louisiana Tech

2017

@ Stanford, CA (Stanford)

W	13-	2 BYU
W	4-	1 Stanford
W	4-	2 Stanford

@ Long Beach, CA (Long Beach State)

L	0-	3 Long Beach
W	12-	0 Long Beach
W	2-	1 Long Beach

@ College World Series

L	5-	6 Oregon State
L	4-	6 Florida State

2018

@ Stanford, CA (Stanford)

W	6-	2 Baylor
W	2-	1 Stanford
W	5-	2 Stanford

@ Fullerton, CA (Cal State Fullerton)

L	5-	8 Washington
W	5-	2 Washington
L	5-	6 Washington

2023

@ Stanford, CA (Stanford)

L	7-	12 Texas A&M
W	9-	5 San Jose St.
L	5-	6 Stanford

POSTSEASON TIDBITS

Fullerton has made 38 NCAA appearances in its 41 years at the Div. I level. The exceptions were 1985, 1986, 1989 and 1991. The current string of 24 CONSECUTIVE appearances is third longest in the nation behind Miami (43) and Florida State (38).

The College World Series opener in 2009 was Fullerton's 200th NCAA post-season game. The Titans' all-time NCAA record is 152-83 (.647) including 100-43 (.699) in Regional and Super Regional (18-11, .621) play and 34-29 (.540) in Omaha.

The Titans' 2015 appearance was their 17th CWS appearance, which is now tied with LSU for seventh most. Fullerton is tied for first in the Super Regional Era (since 1999), making eight appearances in Omaha, tied with Texas which made its eighth appearance in 2014. Miami has made seven appearances including 2015. And since 1975, Fullerton's first year of Div. I competition, only Miami (23 times), Texas (19) and LSU (17) have made as many trips. Close are Arizona State (16), Florida State (16), and Stanford (14).

The Titans made it back to the College World Series in 2015 after a five-year absence, the longest drought in program history

Fullerton has won eight Super Regionals in 12 appearances since 1999 to advance to Omaha. All but two have come at home, but the Titans' first nine appearances in Omaha, all came via the road – eight regionals and the 1999 Super Regional at Ohio State. In 2015, Fullerton won at Louisville to advance to the CWS.

Overall, Fullerton has won 22 Regional titles - including a national best 11 on the road (two each in Fresno and Baton Rouge and one each at USC, Austin, Starkville, Stillwater, South Bend, Tempe and San Diego). The Titans NEVER hosted a regional before 2000 but have now hosted 12 at home (10-2) -- they lost the first (USC, 2000) and won eight in a row before being eliminated by Illinois in 2011.

The Titans have NEVER gone winless in Regional play. They have gone 0-2 only twice in a Super Regional (2008) and six times in Omaha (1975, 1982, 1990, 2007, 2009, 2015).

In 2009, Fullerton was the No. 2 national seed, marking the seventh time in the Super Regional Era (since 1999) the Titans earned a national seed – No. 3 in 1999, No. 1 in 2001, No. 7 in 2003, No. 6 in 2005, No. 5 in 2006 and No. 5 in 2008. Ironically, they were not a national seed when they won their fourth national title in 2004. The 1995 national champion Titans became the first No. 1 seed to win the CWS.

Rick Vanderhook became the fifth head coach to take Cal State Fullerton to Omaha, following Augie Garrido, Larry Cochell, George Horton, and Dave Serrano. Florida State has been represented by five coaches, and Michigan and Oklahoma State are the only other schools with as many as four.

TITANS IN THE SUPER REGIONAL ERA (since 1999)

Year	National Seed	NCAA Regional	Super Regional	CWS	Final Record
1999	3	3-0 at Notre Dame	2-1 at Ohio St.	1-2	50-14
2000	-	2-2 at Fullerton	--	--	38-21
2001	1	3-1 at Fullerton	2-0 at Fullerton	2-2	48-18
2002	-	1-2 at Stanford	--	--	37-22
2003	7	3-0 at Fullerton	2-1 at Fullerton	2-2	50-16
2004	-	4-1 at Fullerton	2-0 at Fullerton	5-1	47-22
2005	6	4-1 at Fullerton	1-2 at Fullerton	--	46-18
2006	5	3-0 at Fullerton	2-0 at Fullerton	2-2	50-15
2007	-	3-0 at San Diego	2-0 at Fullerton	0-2	38-25
2008	5	4-1 at Fullerton	0-2 at Fullerton	--	41-22
2009	2	3-0 at Fullerton	2-0 at Fullerton	0-2	47-16
2010	-	4-1 at Fullerton	1-2 at UCLA	--	46-18
2011	-	1-2 at Fullerton	--	--	41-17
2012	-	1-2 at Eugene	--	--	36-21
2013	5	3-0 at Fullerton	0-2 at Fullerton	--	51-10
2014	-	2-2 at Stillwater	--	--	34-24
2015	-	3-0 at Fullerton	2-1 at Louisville	0-2	39-25
2016		1-2 at Mississippi St.	--	--	36-23
2017		3-0 at Stanford	2-1 at Long Beach	0-2	39-24
2018	-	3-0 at Stanford	1-2 at Fullerton	--	36-25
2023	-	1-2 at Stanford	-	-	32-24
Totals	8 times	52-19 (.732)	19-13 (.594)	12-15 (.444)	776-351 (.688)

TITANS' REGIONAL RECORD BREAKDOWN (all-time)

4-TEAM FORMAT

PRE-SUPER REGIONALS (1975-86):

3-0 one time
4-1 one time
3-1 two times
3-2 one time
2-2 one time
1-2 four times

6-TEAM FORMAT (1987-98):

4-0 four times
4-1 one time
3-2 one time
2-2 three times
1-2 one time

4-TEAM FORMAT WITH

SUPER REGIONALS (1999-2023):

3-0 nine times
4-1 four times
3-1 one time
2-2 two times
1-2 four times

TOTALS

Unbeaten - 14 times
Won with one loss - 9 times
Eliminated by second loss - 16 times
Winless - never




THAT'S OFFENSIVE!

The 2009 Fullerton Regional was the most offensive it has ever been at Goodwin Field, with 116 runs crossing the plate in six games (19.3 runs per game). Dustin Garneau (pictured) was the tournament MVP that season.

2009 FULLERTON REGIONAL RESULTS

Gonzaga 19, Georgia Southern 10
Fullerton 18, Utah 2
Utah 11, Georgia Southern 10
Fullerton 7, Gonzaga 4
Utah 9, Gonzaga 7
Fullerton 16, Utah 3
116 runs/6 = 19.3 runs per game



NATIONAL CHAMPIONS

1979

COLLEGE WORLD SERIES YEAR-BY-YEAR CAPSULES

1975

Fullerton's first trip to Omaha is short. So short, that in the old double-elimination format, the Titans are eliminated before two teams even played their first games. They lost to Arizona State, 5-3, and, the next day, Oklahoma State, 11-4.

OFF THE FIELD: An Omaha resident hands his car keys to a group of unknown Titan players looking for transportation and says, "Here, bring it back when you're done with it."

HOW THEY GOT THERE: It was the regional tournament that broke USC's hold on the CWS. Fullerton beat the Trojans in the first round at Dedaux Field and, after Pepperdine eliminated the Trojans, the Titans knocked off the Waves in a winner-take-all final.

1979

The Titans' second trip is far more successful. After losing the opener to Mississippi State, the Titans fight their way back through the losers' bracket. Right-hander Dave Weatherman, who gets knocked out early in an eventual 8-5 win over Pepperdine, comes back to pitch the championship game and beats Arkansas, 2-1, with a complete game four-hitter. Starter Tony Hudson is converted to a reliever and wins the Most Valuable Player Award, not national player of the year Tim Wallach.

OFF THE FIELD: Coach Garrido heads off second-guessing by allowing sportswriters to help make out the lineup cards each day. For the Pepperdine game, Mickey Palmer starts in rightfield because of his defensive prowess over better hitter Matt Vejar. Palmer responds with five unexpected hits in the win over Pepperdine. In the hotel lounge that night, Los Angeles Times writer Tom Hamilton edits the marquee that read: "Now Appearing, Frankie and the Four Hits" by adding the words, "Palmer had Five."

HOW THEY GOT THERE: Testing the formula before they used it successfully in Omaha, the Titans lost their opener to UCLA before coming back through the losers' bracket at Fresno. They had to beat UCLA twice including a win over future major leaguer Tim Leary.

1982

Anticlimactic is not a word frequently used with the College World Series, but that's the best way to describe the Titans' third appearance. After partying hard after an emotional regional win at Arizona State, the Titans accomplished a feat still unmatched -- going "two and 'que" without even scoring a run. Wichita State's Bryan Oelkers (7-0) and Maine's Joe Johnson (6-0) blanked the Titans, who averaged more than 8 runs in the regional.

OFF THE FIELD: After losing twice, the Titans had to scramble to get home. A United Airlines strike was in effect, further disrupting limited air service out of Omaha. Friendly travel agents finally routed the team home via Minneapolis.

HOW THEY GOT THERE: Two dramatic CSF wins in Tempe handed the Sun Devils their first home regional loss ever. On Saturday, Mike Vanderburg hit a two-run homer to tie the game in the bottom of the ninth and freshman John Fishel won it, 10-9, with a two-out single. Then on Sunday, Bob Bathe and Mark Pirruccello hit eighth-inning homers for an 8-7 lead, and regional MVP Scott Wright won it in relief.



The 1984 Titans won a school record 66 games en route to the school's second national championship.

1984

In the most offensive World Series to date, the Titans showed that pitching and defense could still prevail. After a second game loss to Texas, the Titans prevailed through the losers' bracket with wins over Miami (13-5), Oddibe McDowell and Arizona State (6-1) and Pete Incaviglia and Oklahoma State (10-2) to earn a rematch with Texas. Reliever Eddie Delzer got the starting call about one hour before game time and responded with seven courageous innings, leaving due to leg cramps with a 3-1 lead thanks to a key triple by John Bryant. Scott Wright logged save No. 22 to secure the trophy.

OFF THE FIELD: The post-championship party back at the hotel far exceeded the budget of the sponsoring local organization and the excess had to be taken out of the 1985 baseball budget.

HOW THEY GOT THERE: Fullerton finally prevailed on a scorching weekend in Fresno. After beating Mark McGwire's USC team and San Diego State, the Titans missed a chance to close it out on Sunday when SDSU took a 9-5 decision. On Memorial Day, in 109-degree heat, the Titans blew a 7-0 lead, but John Bryant singled home Bob Caffrey from second base with two out in the bottom of the eleventh inning.

1988

Adapting quickly to the new double-bracket formula in Omaha, the Titans jumped out to a 2-0 record behind starters Longo Garcia and Mark Beck, who beat Miami, 9-3, and Stanford and Mike Mussina, 5-3, respectively. But the second time around neither could beat Stanford on three days rest, losing by the scores of 4-1 and 9-5 for first-year Coach Larry Cochell.

OFF THE FIELD: Cochell had a dramatically different style than predecessor Augie Garrido, who had departed for what turned into a three-year stay at Illinois. The players called him "Chuck" because of his physical resemblance to famed test pilot Chuck Yeager.

HOW THEY GOT THERE: In one of the most dramatic moments in Titan history, Mike Ross hit a three-run home run with two outs in the bottom of the ninth inning for a 6-3 win over Texas A&M and the championship of a six-team regional in Starkville, Miss. Fullerton earlier beat the host Bulldogs twice with reliever Paul Johnson working 7 and 1/3 innings for the second win over MSU and 5 innings to beat the Aggies.

1990

For the third time, the Titans went "0-2 and barbecue" in Omaha, but it could have been worse. In the opening game against Oklahoma State, left fielder Rich Gonzales crashed head-first into the solid wall of Rosenblatt Stadium chasing a fly ball. He had the ball in his glove but because he was lying unconscious and "not in control" of the ball, the Cowboy hitter was credited with an inside-the-park three-run homer to cap a seven-run second inning. Gonzales was taken off the field on a stretcher and was not permanently injured. His stunned teammates lost that game, 14-4, for CSF's worst Omaha defeat, and then lost to The Citadel, 8-7, in 12 innings. The Citadel catcher, Gettys Glaze, moved to the mound for 3 and 1/3 innings of relief before returning behind the plate.

OFF THE FIELD: Cochell got an offer he couldn't refuse later in the summer to take the head job at Oklahoma. With construction on a new stadium about to begin, Garrido was lured back to Fullerton after a controversial tenure at Illinois.

HOW THEY GOT THERE: Right-hander James Popoff was the star as Fullerton went 4-0 in a six-team regional at Austin, Texas. Popoff easily beat Old Dominion, 16-3, and then came back to hand Texas its second loss with a four-hit shutout after Sam Colaruso had beaten the Longhorns, 5-2.

1992

Long debated strategy and key plays by the Pepperdine double-play combination denied Fullerton its third national title. Fullerton fought back from a second-game loss to Miami to gain the championship contest with a win over Florida State and two over Miami, the last one in pouring rain. Playing about 12 hours after that conclusion at noon on CBS TV, the Titans lost to the Waves, 3-2. Shortstop Erik Ekdahl's first home run of the season produced the decisive run. Strategists dissected the Fullerton eighth when the Titans sacrificed two runners into scoring position with eventual CWS MVP Phil Nevin coming up. Pepperdine Coach Andy Lopez leaped at the chance to intentionally walk Nevin, putting the go-ahead run on. The strategy worked -- barely. Jason Moler's drive into right center was turned into a sacrifice fly by a stiff incoming wind. Then second baseman Steve Rodriguez robbed Tony Banks of a game-tying single to right field.

OFF THE FIELD: Nevin was the first player taken in the



NATIONAL CHAMPIONS

1984

COLLEGE WORLD SERIES YEAR-BY-YEAR CAPSULES

professional draft, conducted early in the CWS, going No. 1 to Houston. He spent an entire day doing interviews for Baseball America as its national player of the year and was the focus of attention everywhere he went. Yet he hit better than .500 for the series. And many questioned the decision to continue the Friday night win over Miami, made to ensure the CBS payday would come through on Saturday.

HOW THEY GOT THERE: The road to Omaha went through Baton Rouge, where Coach Skip Bertman's dynasty was still developing. Freshman Mike Parisi pitched most of an 11-0 shutout of the Tigers in the decisive winners' bracket game and then the Titans got a break when LSU was eliminated by Ohio State. The Titans routed the Buckeyes, 13-1, for the regional crown.

1994

The last two teams to qualify for the CWS had to meet in the opening game and the hitters weren't sharp. Georgia Tech's Brad Rigby tossed a three-hit shutout for a 2-0 win over Mike Parisi and the Titans, who had shut out Georgia Tech earlier in the year in Fullerton. Rested, the Titans' hitters exploded for a 20-6 win over LSU and a 10-3 romp over Florida State to earn another shot at the Yellowjackets and Rigby. Parisi was his match this time. The score was 2-2 in the fourth and it didn't change until the 12th inning, when Nomar Garciaparra led off with a home run off Chad Rolish. Dante Powell reached third with no outs in the bottom half but the Titans couldn't score.

OFF THE FIELD: Another "Fullerton" rule change. In the future, the last team to qualify would be placed in the bracket that begins play on Saturday.

HOW THEY GOT THERE: By capturing perhaps the most difficult regional tournament victory of them all. In the decisive winners' bracket game in Stillwater, Oklahoma, Fullerton took an 11-8 lead over host Oklahoma State into the bottom of the ninth. Jake Benz hit a two-out, three-run walk-off home run for a 13-11 OSU win. The Titans came back the next morning to beat Memphis, 12-5, to get another chance at OSU in stifling heat and humidity with no fresh pitchers. Five hurlers including Dan Ricabal, who worked five innings in the morning, held the Cowboys to five runs. But it's 5-4 OSU in the ninth, two out and the bases loaded. Brian King singles to center to score the tying run but pinch runner Tony Fetchel was thrown out trying to score the winning run. Fullerton put a patchwork defense on the field in the tenth including lightly used shortstop Chris Remala and third baseman Steve Rath, who caught a line drive for his only fielding chance of the season. In the bottom of the tenth, OSU relief ace Rob Gaiko entered with the bases loaded and one out and hit pinch-hitter Robert Matos in the wrist with his second pitch to force in the winning run.

1995

Possibly the greatest college baseball team ever roared through Omaha, becoming the first No. 1 seed to live up to the hype. After a nervous 6-5 win over Stanford -- those guys again -- in the opener, the Titans rolled eleventh to twice rout Tennessee and Todd Helton (11-1 and 11-0) and then beat USC, 11-5, behind Mark Kotsay's two home runs and close-out relief pitching. The Titans won everything that season -- the Anaheim Hilton and Towers Classic, the conference title, the postseason tournament and the regional before adding the ultimate trophy.

OFF THE FIELD: The Titans earned themselves a September trip to the White House as the guests of President Bill Clinton.

HOW THEY GOT THERE: Baton Rouge proved a popular spot again for the Titans, who went 4-0 for the second time at LSU. Rice, with Jose Cruz, Jr., and Lance Berkman, stood in the way in the final two games, going easily by a 17-7 score but then hanging tough in an 8-7 finale. Freshman Mike Lamb drove

in the winning run in the top of the ninth with a sacrifice fly.

1999

A three-year absence, equalling the longest void in the Titans' Roads to Omaha, came to an end but the Stanford jinx was renewed as the Cardinal beat the Titans in the opening round, 9-2. Kirk Saarloos saved Matt Sorensen's 4-2 win over Texas A&M, but Florida State sent the Titans home 1-2 with a 7-2 victory.

OFF THE FIELD: Kevin Costner's visit turned into a Hollywood event. The Cal State Fullerton alum rented a local cineplex on Sunday morning and invited all the teams and CWS officials to an uncut showing of his latest baseball film, "For Love of the Game." Sorensen jumped up on stage at the Opening Ceremonies and played "air guitar" with country group Sawyer Brown.

HOW THEY GOT THERE: The first year of the Super Regional format created all kinds of controversy. Fullerton went 3-0 to win a regional at Notre Dame, but after the final victory, four Titan players were cited in a gravel-throwing incident that got them banned from the Super Regionals, held at Ohio State. Fullerton thought it would be the host of the new 2-out-of-3 format because of its higher seeding, but the Buckeyes and their bigger stadium and following got the nod (the rule would be changed the next year). Minus stars Adam Johnson and David Bacani, the Titans overcame an opening loss to pound the Buckeyes, 11-5 and 13-2.

2001

Beloved University of Nebraska made its first Omaha appearance and the normally neutral fans turned a bright shade of red for the opening game vs. Fullerton on a weekend that President George W. Bush threw out the ceremonial first pitch. Jon Smith got a 5-4 win with help from Mike Nunez and Chad Cordero. David Bacani's solo home run in the fifth broke a 4-4 tie. But Stanford reared its ugly head for a 5-2 win in 10 innings as Cordero was beaten after escaping a ninth-inning jam. Fullerton beat Tulane but lost again to Stanford, 4-1, as Jeremy Guthrie got 20 of 21 outs on strikeouts or ground balls.

OFF THE FIELD: Baseball SID Ryan Ermeling missed what would have been his first College World Series, staying at home to await the birth of his first child. Alexis was born on June 15, two days after the Titans were eliminated.

HOW THEY GOT THERE: Fullerton qualified for Omaha on its home field for the first time. The Titans won their first home regional (they finished second to USC in 2000) by winning a Game No. 7 over Texas Tech behind Jon Smith. That earned them a Super Regional hosting role for the first time and they overpowered Mississippi State. Mike Rouse had three home runs in a 13-2 win and then Aaron Rifkin hit three in a 9-3 decision.

2003

In another revision of the format, the Titans came within a run of meeting Rice in a best 2-out-of-3 series for the national championship. After beating LSU (8-2) and Stanford (6-5), the Titans needed only one more win to advance. But Stanford stayed alive with a 5-3 victory, and then became the first team all season to overcome a three-run deficit against Fullerton with a 7-5 win in 10 innings. Jonny Ash's first career home run off Chad Cordero tied the game in the seventh, and Danny Putnam hit a two-run game winner in the tenth off Darrie Merrill. Justin Turner survived a beaming in the face, but the Titans could not overcome 15 runners left on base including three in the eighth inning.

OFF THE FIELD: The blue and orange got plenty of exposure. Lead singer of the rock group Smashmouth wore a Titans' warmup shirt during their performance at the Opening Ceremonies. The CSF Alumni Association rented a house across the street from the stadium for hospitality and it became a mecca for fans before and after games, including some local converts.

HOW THEY GOT THERE: Fullerton stayed home at Goodwin Field again with great success. The Titans went 3-0 in a home regional for the first time by beating San Diego and then Notre Dame twice. In possibly the tourney's toughest Super Regional matchup, the Titans won two of three from Arizona State behind the outstanding starting pitching of Jason Windsor and Dustin Miller.



The 2003 squad is one of the most talented teams Fullerton has ever assembled. Nine of its players have gone on to play in the major leagues, with a handful still competing in the upper ranks of the minor leagues. Right-handed reliever and first-round draft pick Chad Cordero pitched in the College World Series in June and by September, was pitching in Olympic Stadium for the Montreal Expos.



NATIONAL CHAMPIONS

1995

COLLEGE WORLD SERIES YEAR-BY-YEAR CAPSULES



Pictured left: After winning it all in 2004, Head Coach George Horton gets a kiss planted on him from player Joe Turgeon following an icy shower. Pictured right: Third baseman Ronnie Prettyman hoists the new hardware up in the air to show it off to the Fullerton faithful.



2004

The number 13 proved extremely lucky for the Titans as they won their fourth national title by sweeping the championship series in two games over heavily favored and No. 1-seeded Texas with former Fullerton Coach Augie Garrido. Making their 13th consecutive trip to the NCAA playoffs and their 13th trip to Omaha, the Titans spent 13 nights in the Crowne Plaza Hotel, which is 13 miles from Rosenblatt Stadium, which is located on 13th street. Ricky Romero put the Titans in the driver's seat in their bracket as he logged win No. 13 in beating No. 1-ranked Miami in Coach George Horton's 13th game in the CWS. Jason Windsor logged his 13th win with a 3-2 complete-game victory over the Longhorns in the final game.

OFF THE FIELD: The matchup of the mentor (Garrido) and pupil (Horton) took center stage despite efforts by both coaches to downplay their roles. A medical problem prevented Kevin Costner from attending and having to show allegiance publicly to either his good friend Garrido or his alma mater, Fullerton. The "Return of Titan House," a pre and post-game Fullerton fan headquarters across the street from the stadium, reached new heights. The fans cheered the team bus in and out of the stadium each day and the players showed up en masse by foot for the post-title celebration.

HOW THEY GOT THERE: After a 15-16 start, just qualifying for the postseason seemed an optimistic goal. But a 32-6 finish that included a record-breaking 19-2 run to the Big West Conference title gained the Titans a host role for the regionals, albeit as a No. 2 seed to No. 1-seeded and apparently snake-bitten Arizona State. A stunning extra-inning loss to Pepperdine forced the Titans to win three elimination games to qualify for the Super Regionals, where they drew a break by drawing another hosting role after No. 3-seeded Tulane won the regional at No. 1-seeded Mississippi. Fullerton dispatched the Green Wave in two games behind Jason Windsor and Ricky Romero.

2006

The starting pitching that carried the Titans through a tremendous season and helped lead the nation in earned run average didn't perform with the same efficiency in Omaha. The Titans held the lead for only six innings the entire College

World Series and they finally ran out of rallies. A 13-inning loss to North Carolina put them in the losers' bracket. They were one strike away from elimination before a 3-run ninth inning eliminated Georgia Tech and a four-run rally erased a 6-3 deficit to eliminate No. 1-seeded Clemson. Down by the same score to North Carolina, the Titans scored twice and then saw the potential tying run first cut down at the plate on a squeeze play in the eighth and then caught against the left-field wall in the ninth.

OFF THE FIELD: The Titans maximized their rare shot at national TV exposure. Their opening game vs. North Carolina went 4:53, making it the second longest game in CWS history. And their win over Clemson took 4:05, making it the third longest 9-inning game ever at the CWS. "Titan House" again proved extremely popular and the team even ate its post-game meals there three out of four times.

HOW THEY GOT THERE: A suspect starting rotation in January turned magnificent as Wes Roemer, Lauren Gagnier and Dustin Miller combined for a 39-6 record before the CWS. The Titans were ranked No. 1 or 2 nationally most of April and May, went 6-0 vs. Long Beach State and won the Big West title by six games. They got to host in the post-season again, sweeping a Regional against Fresno State, San Diego and Saint Louis by a combined score of 25-6, and sweeping the Super Regional against Missouri, 7-1 and 9-1, behind Roemer and Gagnier.

2007

The Titans picked up where they left off in 2006, playing dramatic games down to the final pitch but with less success. In the opener against Oregon State, Wes Roemer gave up two home runs and made a throwing error that was decisive in a 3-2 loss. A two-out rally in the ninth inning ended with Titans on the corners. In an elimination game, Fullerton and UC Irvine went toe-to-toe for a CWS record 5:40 before the Anteaters won their first game ever in Omaha, 5-4, in 13 heart-stopping innings.

OFF THE FIELD: The Left Coast, Left Bracket bunched a maximum of four West Coast teams -- two from the Big West Conference and two from the Pac-10 -- into Bracket No. 2. The Pac-10 won the openers to leave the Titans and Anteaters in a battle for survival that took on epic proportions. Coach George

Horton, matched as pupil against mentor Augie Garrido in 2004, had to battle protegee Dave Serrano in an elimination game. UCI copied the Titan practice of renting hospitality headquarters across the street from Rosenblatt Stadium as Cal State Omaha battled Eater Nation in consumption of food and beverage.

HOW THEY GOT THERE: The Titans found out what life on the bubble was like. They lost 11 of their final 17 regular-season games including the final four Big West series to finish in fifth place with a 10-11 record. But given new life with an at-large berth into the regionals, they played like Titans of old. They avoided host University of San Diego (0-2) and easily handled Minnesota (7-1) and Fresno State twice (6-4 and 13-2) to advance to a Super Regional, which they got to host when UCLA upended Long Beach State in the Blair Field Regional. Wes Roemer easily avenged a loss to Tyson Brummett by a 12-2 count and then a home run by Clark Hardman and a seventh-inning single by Matt Wallach were enough to beat the Bruins, 2-1, behind the pitching of Jeff Kaplan, winner Adam Jorgenson and Bryan Harris, who got the save.

2009

This was probably the second most disappointing performance of the Titans' 16 trips to Omaha, "topped" only by a pair of shutout losses in 1982 after dethroning defending national champion Arizona State in Tempe in the Regional. Seeded No. 2 nationally and on a roll to end the season, the Titans played out of character -- or were forced to by Arkansas and Virginia. The young pitchers had trouble throwing strikes and the offense wasted several opportunities to add to a respectable showing of 11 runs in two games. The reckless aggressiveness on the basepaths never materialized as the Titans never led at the end of a single inning. And yet, in each game, the Titans staged aborted rallies, falling a big hit shy of tying the scores -- 10-6 to Arkansas and 7-5 to Virginia.

OFF THE FIELD: The head coaches were the big news. Four had brought multiple schools to Omaha. One was here for the fourth year in a row. One grew up across the river, played at Creighton and coached alongside his opening-day opponent. Another announced his retirement and then brought his school to Omaha for the first time. A former Nebraska coach got his first win after three 0-2 and cues. And the sport's winningest coach picked up wins with a walk-off walk and a 10-run rally to overcome a six-run deficit. Jared Clark made news when his practice day home run broke the windshield of a passing motorist, an LSU fan who had Jared autograph the ball.

HOW THEY GOT THERE: Titans cruise through Regionals and Super Regionals unbeaten for third time but easily by biggest margin of victory, outscoring foes 64-11. Titans led for 43 innings and trailed for only one. Only close game was 7-4 win over Gonzaga after 4-4 tie through five innings. Dustin Garneau edges Khris Davis for Regional MVP honors as Titans hit .476 and Christian Colon is LOW man among regulars at .429. Titans hit .394 to .129 for Louisville in Super Regional routs, 12-0 and 11-2.

2015

The Titans stormed through the Big West Conference, winning 19 of 24 conference games to reclaim the Big West crown. It was Fullerton's 20th Big West Conference. The Titans swept the Fullerton Regional over Pepperdine, Arizona State, and Pepperdine again. Fullerton defeated Louisville in three games at the NCAA Super Regionals to advance to the NCAA College World Series and end the Titans' five-year absence from Omaha. Fullerton took a 3-0 lead over defending champion Vanderbilt and held it into the sixth inning, but a lightning strike forced the game to be suspended until the following day. The Commodores scored four times after the resumption, including a walk-off blast to send the Titans into the loser's bracket, where they fell to No. 1 LSU.



NATIONAL CHAMPIONS

2004

COLLEGE WORLD SERIES YEAR-BY-YEAR CAPSULES

OFF THE FIELD: The Titans racked up the frequent flyer miles in 2015, playing 30 games on the road. Fullerton made four trips of more than 2,000 miles during the season (Louisville, Ky.; Clearwater, Fla.; College Park, Md.; and Honolulu, HI). It did not affect the Titans as Fullerton posted a solid 17-13 record in road games including nine of the last 10 away from Goodwin Field before heading to the NCAA College World Series for the 17th time in program history.

HOW THEY GOT THERE: The Titans entered the postseason on a six-game winning streak and continued to roll, beating Pepperdine 9-3 in the opening game of the Fullerton Regional. The Titans big test came against No. 19 Arizona State as the teams battled deep into the night deadlocked at 2-2 after nine innings. It took magnificent pitching performances by Thomas Eshelman (9 IP, 2 ER, 14 Ks, 0 BB) and Tyler Peitzmeier (W, 5 IP, 3 H, 6 Ks) and a bases loaded walk in the bottom of the 14th inning to lift Fullerton into the regional title game after 5:12 of playing time. The Titans met Pepperdine again in the title game and again scored a lopsided win to advance to the Super Regionals at No. 9 Louisville. After splitting the first two games, the Titans had to battle back from a two-run deficit late in the game, getting a clutch two-run single by Jerrod Bravo to tie the game 3-3 in the eighth inning and then got a go-ahead solo homer from David Olmedo-Barrera in the top of the 11th inning to punch their ticket to Omaha for the first time since 2009.



Pictured left: Jerrod Bravo takes some warm up swings at the 2015 Fullerton Regional. The Titans went unbeaten in a home regional for the fifth time in the Super Regional era (since 1999). Pictured right: Teammates mob David Olmedo-Barrera after his go-ahead solo HR in the top of the 11th to help clinch the Louisville Super Regional in 2015.



Pictured: Outfielder Josh Vargas steps up to the plate in the Titans first ever game at TD Ameritrade Park in Omaha, Neb. In Fullerton's previous 16 appearances, the Titans played at Rosenblatt Stadium, winning four national championships. Fullerton's trip to Omaha in 2015 also ended a five-year drought from the College World Series, the longest absence from Omaha in program history.

ALL-TIME COLLEGE WORLD SERIES RESULTS

YEAR	CHAMPION	RUNNER-UP	SCORE	MOST OUTSTANDING PLAYER
1947	California	Yale	8-7	-
1948	USC	Yale	9-2	-
1949	Texas	Wake Forest	10-3	Charles Teague (Wake Forest)
1950	Texas	Washington State	3-0	Ray Van Cleef (Wake Forest)*
1951	Oklahoma	Tennessee	3-2	Sidney Hatfield (Tennessee)*
1952	Holy Cross	Missouri	8-4	James O'Neil (Holy Cross)
1953	Michigan	Texas	7-5	J.L. Smith (Texas)*
1954	Missouri	Rollins	4-1	Tom Yerwicz (Michigan State)*
1955	Wake Forest	W. Michigan	7-6	Tom Borland (Oklahoma State)*
1956	Minnesota	Arizona	12-1	Jerry Thomas (Minnesota)
1957	California	Penn State	1-0	Cal Emery (Penn State)*
1958	USC	Missouri	8-7	Bill Thom (USC)
1959	Oklahoma State	Arizona	5-3	Jim Dobson (Oklahoma State)
1960	Minnesota	USC	2-1	John Erickson (Minnesota)
1961	USC	Oklahoma State	1-0	Littleton Fowler (Oklahoma State)*
1962	Michigan	Santa Clara	5-4	Bob Garibaldi (Santa Clara)*
1963	USC	Arizona	5-2	Bud Hollowell (USC)
1964	Minnesota	Missouri	5-1	Joe Ferris (Maine)*
1965	Arizona State	Ohio State	2-1	Sal Bando (Arizona State)
1966	Ohio State	Oklahoma State	8-2	Steve Arlin (Ohio State)
1967	Arizona State	Houston	11-2	Ron Davini (Arizona State)
1968	USC	Southern Illinois	4-3	Bill Seinsoth (USC)
1969	Arizona State	Tulsa	10-1	John Dolinsek (Arizona State)
1970	USC	Florida State	2-1	Gene Ammann (Florida State)*
1971	USC	Southern Illinois	7-2	Jerry Tabb (Tulsa)*
1972	USC	Arizona State	1-0	Russ McQueen (USC)
1973	USC	Arizona State	4-3	Dave Winfield (Minnesota)*
1974	USC	Miami	7-3	George Milke (USC)
1975	Texas	South Carolina	5-1	Michael Reichenback (Texas)
1976	Arizona	Eastern Michigan	7-1	Steve Powers (Arizona)
1977	Arizona State	South Carolina	2-1	Bob Horner (Arizona State)
1978	USC	Arizona State	10-3	Rod Boxberger (USC)
1979	Cal St. Fullerton	Arkansas	2-1	Tony Hudson (Cal St. Fullerton)
1980	Arizona	Hawai'i	5-3	Terry Francona (Arizona)
1981	Arizona State	Oklahoma State	7-4	Stan Holmes (Arizona State)
1982	Miami	Wichita State	9-3	Dan Smith (Miami)
1983	Texas	Alabama	4-3	Calvin Schiraldi (Texas)
1984	Cal St. Fullerton	Texas	3-1	John Fishel (Cal St. Fullerton)
1985	Miami	Texas	10-6	Greg Ellena (Miami)
1986	Arizona	Florida State	10-2	Mike Senne (Arizona)
1987	Stanford	Oklahoma State	9-5	Paul Carey (Stanford)
1988	Stanford	Arizona State	9-4	Lee Plemel (Stanford)
1989	Wichita State	Texas	5-3	Greg Brummett (Wichita State)
1990	Georgia	Oklahoma State	2-1	Mike Rebhan (Georgia)
1991	LSU	Wichita State	6-3	Greg Hymel (LSU)
1992	Pepperdine	Cal St. Fullerton	3-2	Phil Nevin (Cal St. Fullerton)*
1993	LSU	Wichita State	8-0	Todd Walker (LSU)
1994	Oklahoma	Georgia Tech	13-5	Chip Glass (Oklahoma)
1995	Cal St. Fullerton	USC	11-5	Mark Kotsay (Cal St. Fullerton)
1996	LSU	Miami	9-8	Pat Burrell (Miami)*
1997	LSU	Alabama	13-6	Brandon Larson (LSU)
1998	USC	Arizona State	21-14	Wes Rachels (USC)
1999	Miami	Florida State	6-5	Marshall McDougall (Florida St.)*
2000	LSU	Stanford	6-5	Trey Hodges (LSU)
2001	Miami	Stanford	12-1	Charlton Jimerson (Miami)
2002	Texas	South Carolina	12-6	Huston Street (Texas)
2003	Rice	Stanford	14-2	John Hudgins (Stanford)*
2004	Cal St. Fullerton	Texas	3-2	Jason Windsor (Cal St. Fullerton)
2005	Texas	Florida	6-2	David Maroul (Texas)
2006	Oregon State	North Carolina	3-2	Jonah Nickerson (Oregon State)
2007	Oregon State	North Carolina	9-3	Jorge Reyes (Oregon State)
2008	Fresno State	Georgia	6-1	Tommy Mendonca (Fresno State)
2009	LSU	Texas	11-4	Jared Mitchell (LSU)
2010	South Carolina	UCLA	2-1 (11)	Jackie Bradley, Jr. (South Carolina)
2011	South Carolina	Florida	5-2	Scott Wingo (South Carolina)
2012	Arizona	South Carolina	4-1	Robert Refsnyder (Arizona)
2013	UCLA	Mississippi State	8-0	Adam Plutko (UCLA)
2014	Vanderbilt	Virginia	3-2	Dansby Swanson (Vanderbilt)
2015	Virginia	Vanderbilt	4-2	Jeff Sborz (Virginia)
2016	Coastal Carolina	Arizona	4-3	Andrew Beckwith (Coastal Carolina)
2017	Florida	LSU	2-0	Alex Faedo (Florida)
2018	Oregon St.	Arkansas	5-0	Adley Rutschman (Oregon St.)
2019	Vanderbilt	Michigan	8-2	Kumar Rocker (Vanderbilt)
2021	Mississippi St.	Vanderbilt	9-0	Will Bednar (Mississippi St.)

YEAR	CHAMPION	RUNNER-UP	SCORE	MOST OUTSTANDING PLAYER
2022	Ole Miss	Oklahoma	4-2	Dylan Delucia (Ole Miss)
2023	LSU	Florida	18-4	Paul Skenes (LSU)
2024	Tennessee	Texas A&M	6-5	Dylan Dreiling (Tennessee)

COLLEGE WORLD SERIES LEADERS

APPEARANCES AT CWS

1.	Texas	37
2.	Miami	25
3.	Florida State	23
4.	Arizona St.	22
5.	USC	21
6.	Oklahoma State	20
	LSU	20
8.	Stanford	19
9.	Cal State Fullerton	18
10.	Arizona	17

MOST CWS GAMES

1.	Texas	151
2.	USC	100
3.	Arizona State	99
4.	Miami (Fla.)	90
5.	Oklahoma State	78
6.	Stanford	78
7.	Arizona	75
8.	Florida State	73
9.	LSU	67
10.	Cal State Fullerton	65





CWS TITLES

1.	USC	12
2.	Texas	6
	LSU	6
4.	Arizona State	5
5.	Arizona	4
	Cal State Fullerton	4
	Miami (Fla.)	4
8.	Minnesota	3
9.	California	2
	Michigan	2
	Oklahoma	2
	Oregon State	2
	Stanford	2
	South Carolina	2
	Vanderbilt	2

WINS AT CWS

1.	Texas	88
2.	USC	74
3.	Arizona State	61
4.	Miami	48
5.	Arizona	43
6.	Stanford	41
7.	Oklahoma State	40
	LSU	40
9.	Cal State Fullerton	34
10.	South Carolina	32

CWS MOST OUTSTANDING PLAYERS



Cal State Fullerton has produced five College World Series Most Outstanding Players and is tied with Arizona State and LSU for the third most (behind USC's 7 and Texas' 6) in CWS history.

Pictured (top left to right) are Tony Hudson - 1979, John Fishel - 1984, Phil Nevin - 1992, (bottom left to right) Mark Kotsay - 1995 and Jason Windsor - 2004.

NATIONAL CHAMPIONSHIP BOXES AND HONORS

'79 CHAMPIONSHIP BOX SCORE

ARKANSAS	AB	R	H	BI	FULLERTON	AB	R	H	BI
Ray, 2b	3	0	1	0	Favata, dh	4	1	0	0
L. Wallace, ss	4	0	2	1	Palmer, rf	2	0	0	0
E. Wallace, dh	3	0	0	0	Wallach, 1b	1	0	0	1
McReynolds, cf	4	0	0	0	Haggie, 3b	3	0	1	0
Hennell, 1b	4	0	0	0	Vejar, lf	3	0	0	0
Brumble, lf	4	0	1	0	Garrett, lf	0	0	0	0
Reynolds, c	4	0	0	0	Kingsolver, c	3	0	1	0
Ash, rf	2	0	0	0	Garcia, 2b	3	1	1	0
Martin, rf	1	0	0	0	Robertson, ss	3	0	0	0
Kauffman, 3b	2	1	0	0	Christensen, cf	3	0	2	1
Krueger, p	0	0	0	0	Weatherman, p	0	0	0	0
TOTALS	31	1	4	1	TOTALS	25	2	5	2
ARKANSAS	0	0	0	0	1	4	2		
FULLERTON	0	0	0	1	0	x	-	2	5
ARKANSAS	IP	H	R	ER	BB	SO			
Krueger (L, 10-2)	8	5	2	1	2	5			
FULLERTON	IP	H	R	ER	BB	SO			
Weatherman (W, 15-2)	9	4	1	1	3	4			

'95 CHAMPIONSHIP BOX SCORE

USC	AB	R	H	BI	FULLERTON	AB	R	H	BI			
Dawkins, cf	4	1	1	1	Miranda, lf	4	2	2	2			
Cruz, dh	3	0	0	0	Ankrum, dh	4	2	2	1			
Ponchak, ph	1	0	0	0	Chatham, cf	0	0	0	0			
Alvarez, ss	4	0	0	0	Kotsay, cf-rf-p	4	2	2	5			
Jenkins, lf	4	2	2	1	Giambi, rf	5	0	2	0			
Jones, lf	3	1	1	0	Loyd, c	5	0	1	0			
Moeller, c	4	0	1	0	Fraser, 2b	4	1	1	0			
Walbridge, 1b	3	0	0	0	Olsen, 1b	4	2	1	0			
Carson, ph	1	0	1	0	Jones, ss	3	1	0	0			
Montoya, pr	0	0	0	0	Martinez, 3b	3	1	1	3			
Diaz, 3b	4	1	2	3								
Rachels, 2b	3	0	0	0								
TOTALS	34	5	8	5	TOTALS	36	11	12	11			
USC	0	3	2	0	0	0	0	5	8	3		
FULLERTON	3	4	0	0	0	4	0	x	-	11	12	1
USC	IP	H	R	ER	BB	SO						
Cooper (L, 8-3)	3.1	7	7	3	1	0						
Etherton	3.1	3	4	0	2	3						
Krawczyk	1.1	2	0	0	0	0						
FULLERTON	IP	H	R	ER	BB	SO						
Silva (W, 18-1)	7.1	6	5	2	0	5						
Kotsay	1.2	2	0	0	0	2						



(Left) Mark Kotsay is a College World Series Legend and is also one of just two (with Justin Turner) Titans to be named to multiple All-CWSteams. (Above) The 1979 Titans put Cal State Fullerton on the map with the school's first national championship. (Right) Blaine Larker was the best third baseman at the 1984 CWS; he had five hits and five RBI and was one of four to be named to the all-tournament team.



'84 CHAMPIONSHIP BOX SCORE

TEXAS	AB	R	H	BI	FULLERTON	AB	R	H	BI		
Westbrooks, cf	3	1	1	0	Thomas, cf	3	0	0	0		
Hodo, ph-if	1	0	1	0	Mota, 2b	3	0	0	0		
B. Bates, 2b	2	0	0	0	Fishel, lf	3	0	1	0		
Richards, 1b	4	0	1	1	Caffrey, c	3	1	1	0		
Denny, 3b	4	0	0	0	Bryant, rf	3	2	1	1		
Loy, c	4	0	0	0	K. Bates, 1b	4	0	1	1		
Cook, rf	4	0	0	0	Sarkissian, dh	2	0	0	1		
Labay, dh	2	0	0	0	Turner, ss	3	0	1	0		
Wrzesinski, lf	3	0	0	0	Larker, 3b	3	0	0	0		
Doughty, ss	2	0	0	0	Delzer, p	0	0	0	0		
Swindell, p	0	0	0	0	Wright, p	0	0	0	0		
Boudreaux, p	0	0	0	0							
TOTALS	29	1	3	1	TOTALS	27	3	5	3		
TEXAS	1	0	0	0	0	0	-	1	3	1	
FULLERTON	0	1	0	2	0	0	x	-	3	5	1
TEXAS				IP	H	R	ER	BB	SO		
Swindell (L, 14-2)				4.1	3	3	3	2	3		
Boudreaux				3.2	2	0	0	0	1	3	
FULLERTON				IP	H	R	ER	BB	SO		
Delzer (W, 8-2)				7	2	1	1	3	7		
Wright (S, 22)				2	1	0	0	0	1		

'04 CHAMPIONSHIP BOX SCORE

TEXAS	AB	R	H	BI	FULLERTON	AB	R	H	BI		
Prince,dh	4	1	1	0	Turner, 2b	4	0	1	0		
Johnston, 2b	4	0	0	0	Hardman, cf	4	0	1	0		
Thigpin, 1b	3	0	0	0	Suzuki, c	4	0	1	1		
Teagarden, c	4	1	0	0	Dorn, lf	4	0	0	0		
Russ, rf	3	0	2	0	Garcia, dh	4	0	0	0		
Harris, lf	3	0	2	0	Pillittere, 1b	4	0	1	0		
Maroul, 3b	4	0	1	0	Andrews, rf	4	1	2	0		
Stubbs, cf	3	0	0	0	Walton, ss	2	0	0	0		
Hollimon, ss	3	0	0	0	Pedroza, ph	0	0	0	0		
LeCure, p	0	0	0	0	Pill, ph	1	0	1	1		
Cody, p	0	0	0	0	Tripp, pr	0	1	0	0		
Cox, p	0	0	0	0	Davis, ss	0	0	0	0		
Street, p	0	0	0	0	Prettyman, 3b	3	1	1	0		
					Windsor, p	0	0	0	0		
TOTALS	31	2	5	2	TOTALS	34	3	8	2		
TEXAS	2	0	0	0	0	0	-	2	5	3	
FULLERTON	0	0	0	0	0	0	X	-	3	8	1
TEXAS				IP	H	R	ER	BB	SO		
LeCure				6.1	5	1	1	0	5		
Cody (L, 1-2)				0.0	1	2	1	0	0		
Cox				0.1	2	0	0	0	1		
Street				1.1	0	0	0	0	3		
FULLERTON				IP	H	R	ER	BB	SO		
Windsor (W,13-4)				9	5	2	2	1	10		



John Fishel, College World Series MVP, 1984.

COLLEGE WORLD SERIES HONOR ROLL

COLLEGE WORLD SERIES MVP (5)

1979	Tony Hudson	RHP
1984	John Fishel	OF
1992	Phil Nevin	3B
1995	Mark Kotsay	OF/LHP
2004	Jason Windsor	RHP

CWS ALL-TOURNAMENT TEAM (28)

1979	Tim Wallach	1B
	Dan Haggie	3B
	Matt Vejar	RF
	Kurt Kingsolver	C
	Tony Hudson	RHP
1984	Blaine Larker	3B
	John Fishel	OF
	Bob Caffrey	C
	Eddie Delzer	LHP
1988	Jim Osborn	OF
1992	Phil Nevin	3B
	Nate Rodriguez	SS
	Chris Powell	OF
	James Popoff	RHP
1994	Mark Kotsay	OF
1995	Tony Martinez	3B
	Mark Kotsay	OF
	Brian Loyd	C
	Ted Silva	RHP
2001	David Bacani	2B
2003	P.J. Pillittere	DH
	Justin Turner	2B
2004	Felipe Garcia	DH
	Jason Windsor	RHP
	Ricky Romero	LHP
2006	Justin Turner	2B
	Danny Dorn	OF
	David Cooper	DH



THREE TITANS GIVEN LEGEND STATUS

Former Cal State Fullerton baseball superstars Augie Garrido, Mark Kotsay and Jason Windsor were named to the College World Series Legends Team in 2010 as part of the commemoration of the Series' 60th and final season at Johnny Rosenblatt Stadium.

Team members were voted in based solely on their performances at the College World Series, and not for any regular season or post-collegiate performances.

Garrido made seven CWS appearances with Cal State Fullerton (1975, 1979, 1982, 1984, 1992, 1994, and 1995) and seven more with Texas (where he is still coaching). His teams have won a total of five national championships in Omaha - the only coach to win a national championship with two different teams and in four different decades. He was also elected to the CWS All-Decade Team. Garrido played in the CWS as a student-athlete in 1959 with Fresno State.

Kotsay (CWS with CSF in 1994 and 1995) rewrote the record books during two memorable trips to the CWS in 1994 and 1995. He was on the All-Tournament team both years and the Most Outstanding Player in 1995. He had the highest batting average of the 1995 series (.563) and the highest all-time CWS batting average (.517); hit a grand slam in both the 1994 and 1995 CWS; shares the CWS record for most RBIs in one year (7) and second most total all-time (18); and has the highest CWS slugging percentage of all time (1.103). Kotsay is a member of the CWS 50th Anniversary Team and CWS All-Decade Team of the 1990s.

Windsor (CWS with CSF in 2003 and 2004) was a workhorse for the Titans' 2004 title run, throwing a complete-game shutout of South Carolina in the Titans' first game of the Series; notching a three-inning save in the Titans' fourth game against South Carolina; and then throwing another complete-game five-hitter with 10 strikeouts against Garrido's Texas Longhorns in the CWS final game. He only allowed 11 hits and struck out 29 with an ERA of 0.86 in 21 innings in 2004 and was named the CWS Most Outstanding Player. Overall, Windsor was 3-0 with a save in five CWS appearances (32.3 IP, 1.67 ERA) over two seasons.

Other Titans nominated for the CWS Legends Team were former infielders Phil Nevin (1992 CWS Most Outstanding Player) and Justin Turner.


The 28 CWS Legends Team members were invited to attend the final College World Series at Rosenblatt Stadium as guests of the NCAA and were formally honored during the Opening Ceremonies on June 18, 2010.

COLLEGE WORLD SERIES LEGENDS TEAM

PLAYER	SCHOOL	POSITION	YEAR(S)
Will Clark	Mississippi State	First base	1985
Dustin Ackley	North Carolina	First base	2007-09
Bob Horner	Arizona State	Second base	1976-78
Todd Walker	LSU	Second base	1993-94
Spike Owen	Texas	Shortstop	1981-82
Nomar Garciaparra	Georgia Tech	Shortstop	1994
Darwin Barney	Oregon State	Shortstop	2005-07
Sal Bando	Arizona State	Third base	1964-65
Robin Ventura	Oklahoma State	Third base	1986-87
Pat Burrell	Miami (Florida)	Third base	1996-98
Fred Lynn	USC	Outfield	1971-73
Dave Winfield	Minnesota	Outfield	1973
Terry Francona	Arizona	Outfield	1979-80
Barry Bonds	Arizona State	Outfield	1983-84
Mark Kotsay	Cal State Fullerton	Outfield	1994-95
J.D. Drew	Florida State	Outfield	1995
Steve Arlin	Ohio State	Pitcher	1965-66
Burt Hooton	Texas	Pitcher	1969-70
Eddie Bane	Arizona State	Pitcher	1972-73
Huston Street	Texas	Pitcher	2002-04
Jason Windsor	Cal State Fullerton	Pitcher	2004
Landon Powell	South Carolina	Catcher	2002-04
Ryan Garko	Stanford	Catcher	2001-03
Pete Incaviglia	Oklahoma State	Designated hitter	1983-85
Brooks Kieschnick	Texas	Designated hitter	1992-93

COACH	SCHOOL(S)	YEARS
Skip Bertman	LSU	1986-87, 1989-91, 1993-94, 1996-98, 2000
Rod Dedeaux	USC	1951, 1955, 1958, 1960-61, 1963-64, 1966, 1968, 1970-74, 1978
Augie Garrido	Cal State Fullerton, Texas	1975, 1979, 1982, 1984, 1992, 1994-95, 2000, 2002-05, 2009, 2014





"To have our first player inducted into the College Baseball Hall of Fame is a tribute to the Cal State Fullerton program and a tribute to what Tim Wallach did when he established this program back with his teammates in 1979."

Rick Vanderhook

Cal State Fullerton baseball head coach

On July 24, 2011, College Baseball Foundation Executive Director Mike Gustafson presented Tim Wallach with a replica of the commissioned portrait (top) that will hang at the National College Baseball Foundation in Lubbock, Tex. Also in attendance for the pregame ceremony at Dodger Stadium were a number of Wallach's 1979 Cal State Fullerton teammates, his sons, Matt and Chad (also Titans), and his wife, Lori.

NATIONAL COLLEGE BASEBALL HALL OF FAME

2011 INDUCTEE TIM WALLACH

The College Baseball Foundation inducted Cal State Fullerton's first superstar Tim Wallach into the National College Baseball Hall of Fame in Lubbock, Tex., on July 3, 2011.

Wallach joined Terry Francona (Arizona, 1978-80), Danny Goodwin (Southern University, 1972-75), Dick Groat (Duke, 1951-52), Coach Ralph Waldo Emerson Jones (Grambling State, 1926-77), Oddibe McDowell (Arizona State, 1983-84) and Coach Bill Wilhelm (Clemson, 1958-93) in the seven-man 2011 induction class.

After prepping at University High School (Irvine, Calif.) and playing junior college ball for two years at Saddleback College (Mission Viejo, Calif.), Wallach transferred to Fullerton where he had a pair of monstrous seasons that eventually led him to being selected in the first round of the 1979 Major League Draft by the Montreal Expos.

At Cal State Fullerton, Wallach posted a career .392 batting average (2nd all-time at CSF), 39 home runs (7th all-time at CSF) and 182 RBI (6th all-time) in just two seasons (1978-1979) under legendary Head Coach Augie Garrido.

He hit .394 in with 16 home runs and 80 RBI while slugging .715 in 1978, setting single-season school records in all four categories as a junior, and led the Titans to a Southern California Baseball Association (SCBA) championship and a Regional appearance at USC. At season's end, the first baseman was named the SCBA Player of the Year and was drafted in the eighth round of the MLB Draft by the California Angels.

Wallach decided to return for his senior season at Fullerton and in 1979 was the best college baseball player in the nation, guiding the Titans to the school's first Div. I national championship with a 60-14-1 record. Behind his .392 batting average, 23 home runs, and 102 RBI (still a school record), the Titans again won the SCBA title, a Regional championship at Fresno State and the College World Series title in Omaha, Nebraska.

Wallach was again named the SCBA Player of the Year as well as an All-American by both The Sporting News and the ABCA, and later went on to win the Golden Spikes Award and The Sporting News' National Player of the Year Award as the nation's top amateur player.

Wallach went on to a 17-year major league career with the Expos, Dodgers and Angels and was a three-time Rawlings Gold Glove-winning third baseman and five-time National League All-Star. He broke into the majors with a home run in his first official at bat, and finished his long career with a .257 batting average with 260 home runs and 1,125 RBI.



In 2000, Wallach briefly returned to Fullerton as an assistant coach with friend and then-Head Coach George Horton.

In 2005, Wallach was among the seven inaugural members of the Cal State Fullerton Athletics Hall of Fame, joining his former college coach (Garrido) as representatives of the baseball program. He is one of 18 former Cal State Fullerton student-athletes in the hall of fame, and one of just five baseball players with such an honor.

Wallach resides in Yorba Linda, Calif., with his wife, Lori, and three sons, Matt, Brett and Chad. Matt Wallach played for the Titans under Horton in 2007. Brett is in the Chicago Cubs farm system at the single-A level. Tim's youngest son, Chad, played for the Titans from

2011-13, and was drafted by the Miami Marlins in the fifth round of the 2013 MLB Draft.

Wallach coached four seasons with the Los Angeles Dodgers, three as the third base coach and then served as bench coach in 2015. He had spent the previous two seasons managing the Albuquerque Isotopes, the Dodgers' triple-A affiliate. In 2016, Wallach will again serve as bench coach for Don Mattingly with the Miami Marlins.



OMAHA COLLEGE BASEBALL HALL OF FAME

On July 3, 2014, Mark Kotsay was inducted into the Omaha College Baseball Hall of Fame. Kotsay joined Dustin Ackley (North Carolina), Steve Arlin (Ohio State) and Will Clark (Mississippi State) as part of the second class to be inducted in the Omaha College Baseball Hall of Fame's history. Kotsay was also the second former Titan to be inducted as former Cal State Fullerton head coach and current University of Texas skipper Augie Garrido was part of the inaugural class in 2013.

During his time at Cal State Fullerton, Kotsay (1994-96) batted .404 with 259 hits, 60 doubles, 11 triples and 45 home runs and 216 RBI to go along with 40 stolen bases. He ranks first in Titans history in batting average, slugging percentage (.743) and is second in home runs, RBI, total bases (476), and on-base percentage (.481). He also ranks in the Titans top-10 in hits (7th), runs scored (6th, 201), doubles (5th), and triples (4th).

Kotsay shined in the postseason for Cal State Fullerton and particularly in Omaha as he was a two-time member of the College World Series All-Tournament Team, one of two Titans (Justin Turner) to earn multiple nods to the All-Tournament team. Kotsay was named the Most Outstanding Player at the 1995 CWS after leading the Titans to the 1995 NCAA championship, the program's third national title. In the title game, Kotsay blasted two home runs and had five RBI and then came in to pitch in relief of Ted Silva to get the final five outs and secure the title for the Titans.

He was one of three Titans named to the College World Series Legends Team in 2010 along with Jason Windsor and Augie Garrido as part of the commemoration of the CWS' 60th and final year at Johnny Rosenblatt Stadium. He led the

1995 CWS with a .563 batting average and owns the record for the all-time CWS career batting average (.517) and slugging percentage (1.103). He is also the only player to ever hit two grand slams at the CWS.

Kotsay is also the last Fullerton player to win the Golden Spikes Award, given to the nation's top amateur baseball player. He was the third Titan to ever win the award after batting .422 with 21 home runs and 90 RBI. He also went 2-1 with 11 saves and a 0.31 ERA in 21 appearances on the mound that year. The two-time First Team All-American (1995-96) struck out 27 in 29 innings pitched in 1995.

Kotsay was named the College Player of the Decade (1990s) by Baseball America and was also inducted into the Cal State Fullerton Athletics Hall of Fame in 2007 as part of the second induction class. The Titans went 149-41 in his three seasons at Fullerton.

In 1996, Kotsay was the ninth overall selection of the then-Florida (Miami) Marlins in the Major League Baseball First-Year Player Draft. He would win a World Series Championship ring with the team in 1997 and went on to play 17 seasons and 1,914 games with seven different teams in the Majors, batting .276 with 1,784 hits, 353 doubles, 48 triples, 127 home runs and 720 RBI.

He was 14th in American League MVP voting in 2004 as a member of the Oakland Athletics when he hit .314 with 37 doubles, 15 homers, 63 RBI and a .459 slugging percentage in 148 games with the A's. He led the team to 91 wins as Oakland finished just one game back of the Anaheim Angels in the A.L. West, just missing out on the playoffs.

2013



WINNER
CARLOS LOPEZ



Pictured: First baseman Carlos Lopez became the first Cal State Fullerton athlete in any sport to win the Senior CLASS Award in 2013. The award, chosen by a nationwide vote of Division I baseball coaches, national baseball media and fans, is given annually to the most outstanding senior student-athlete in Division I baseball. To be eligible for the award, a student-athlete must be classified as an NCAA Division I senior and have notable achievements in four areas of excellence – classroom, community,

Carlos Lopez made Fullerton history in 2013 as he became the first Titans athlete in any sport to win the Senior CLASS Award. An acronym for Celebrating Loyalty and Achievement for Staying in School®, the Senior CLASS Award focuses on the total student-athlete and encourages students to use their platform in athletics to make a positive impact as leaders in their communities.

"I am so flattered and grateful to receive the Senior CLASS Award," Lopez said. "I share this accolade with my teammates, coaches and Cal State Fullerton staff and community that supported me during my career as a Titan. Most importantly, I share this award with my family, who stressed the importance of effort not just on the field, but in the classroom and in my community."

"When I made the decision to return for my senior season, I could not have fathomed the amazing and successful season we had this year, as well as the long-lasting relationships I was able to build with my coaches and teammates," Lopez added.

Boasting a GPA of 3.41, Lopez's academic success did not go unnoticed. He was named to the Dean's List twice and the All-Big West academic team three times. As a senior he became the second player in Cal State Fullerton history to be named to the Capital One Academic All-American team, a member of the third team. He was also named Cal State Fullerton Male Scholar Athlete of the Year two times. Lopez was an active member in multiple community service events. Through the athletic department, he visited local elementary schools to read to students and was involved in Challenger Camps and free baseball clinics for local kids. Lopez also traveled to Mexico to help build houses for the needy.

"Carlos has been an exceptional leader for our program both on and off the

field," head coach Rick Vanderhook said. "His effort, guidance and maturity played a significant role in our success this year, and I am very pleased that he is being honored with this well-deserved distinction."

Lopez ended his career at Cal State Fullerton with a Big West championship and Fullerton Regional Championship before being drafted by the Cincinnati Reds in the 10th round of the 2013 Major League Baseball First-Year Player Draft. He was also voted to the American Baseball Coaches Association/Rawlings West Region Second Team, and was an ABCA/Rawlings Gold Glove selection at first base.

During his career, Lopez managed a .338 batting average and played in 226 career games, which ranks eighth all-time at Fullerton. His 287 career hits rate third all-time at Fullerton, while his 53 doubles rank 10th. In addition, he totaled 145 runs scored, 10 triples, 14 home runs, 142 RBIs, 95 walks and 35 stolen bases. Lopez's 849 career at-bats rank fourth all-time at Fullerton.

Following the 2013 regular season, Lopez received Big West co-Player of the Year honors, and received Big West first team accolades for the second straight year. Lopez returned for his senior season after earning Big West Conference First Team honors in 2012 and hitting .317 while playing in all 57 games.

"Carlos committed to making Cal State Fullerton a better baseball team when he signed to play for the Titans," said Erik Miner, executive director for the Senior CLASS Award. "In honoring his commitment, he was able to impact many teammates and people in the community through his good works and strong leadership."

NATIONAL PLAYERS OF THE YEAR



TIM WALLACH, 1B, 1979
 • The Sporting News
 • Golden Spikes Award



PHIL NEVIN, 3B, 1992
 • Baseball America
 • Golden Spikes Award



MARK KOTSAY, OF/P 1995
 • Smith Award
 • Golden Spikes Award
 • Collegiate Baseball (co)



KURT SUZUKI, C, 2004
 • Brooks Wallace Award
 (formerly the Smith Award)
 • Johnny Bench Award (Best Catcher)




WES ROEMER, RHP, 2006
 • Collegiate Baseball (co)

NATIONAL COACHES OF THE YEAR



THOMAS ESHELMAN, RHP, 2013
 • NCBWA Freshman Pitcher of the Year



AUGIE GARRIDO (pictured left)
 The Sporting News 1975
 The Sporting News 1979
 Collegiate Baseball 1984
 Collegiate Baseball 1995



LARRY COCHELL (pictured center)
 Collegiate Baseball 1988



GEORGE HORTON (pictured right)
 Baseball America 2003
 Collegiate Baseball / ABCA 2004

NATIONAL ASSISTANT COACHES OF THE YEAR



RICK VANDERHOOK (pictured left)
 Collegiate Baseball 1995




DAVE SERRANO (pictured right)
 Baseball America 2004

THE GOLDEN SPIKES AWARD




For the past 36 years, USA Baseball has honored the top amateur baseball player in America with the Golden Spikes Award. Cal State Fullerton, along with Arizona State and Florida State, have placed the most winners (3) on this list, which features many major-league stars.

**TIM WALLACH**


1979 Golden Spike Winner

Wallach hit .391 with 23 home runs and 102 RBIs in 1979 to lead Cal State Fullerton to its first national championship.

**MARK KOTSAY**

1995 Golden Spike Winner

Kotsay batted .422, belted 21 home runs and drove in 91, while holding a 0.30 ERA with 11 saves for the 1995 champs.

**PHIL NEVIN**

1992 Golden Spike Winner

Nevin batted .402 and had 22 home runs and 86 RBIs for the Titans and led them to the national championship game in 1992.



Bottom Photo: Titan first baseman Tim Wallach (fourth from the left) receives his Golden Spikes Award in 1979 standing along side Titan Head Coach Augie Garrido (third from the left). Top Photo: All three Golden Spikes winners were on hand in 1995 as Mark Kotsay won the team's most valuable player award at the year-end banquet.

ALL-TIME GOLDEN SPIKES AWARD WINNERS

YEAR	WINNER	SCHOOL
1978	Bob Horner	Arizona State
1979	Tim Wallach	Cal State Fullerton
1980	Terry Franco	Arizona
1981	Mike Fuentes	Florida State
1982	Augie Schmidt	New Orleans
1983	Dave Magadan	Alabama
1984	Oddibe McDowell	Arizona State
1985	Will Clark	Mississippi State
1986	Mike Loynd	Florida State
1987	Jim Abbott	Michigan
1988	Robin Ventura	Oklahoma State
1989	Ben McDonald	LSU
1990	Alex Fernandez	Miami Dade (CC)
1991	Mike Kelly	Arizona State
1992	Phil Nevin	Cal State Fullerton
1993	Darren Dreifort	Wichita State
1994	Jason Varitek	Georgia Tech
1995	Mark Kotsay	Cal State Fullerton
1996	Travis Lee	San Diego State
1997	J.D. Drew	Florida State
1998	Pat Burrell	Miami
1999	Jason Jennings	Baylor
2000	Kip Bouknight	South Carolina
2001	Mark Prior	Southern California
2002	Khalil Greene	Clemson
2003	Rickie Weeks	Southern
2004	Jered Weaver	Long Beach State
2005	Alex Gordon	Nebraska
2006	Tim Lincecum	Washington
2007	David Price	Vanderbilt
2008	Buster Posey	Florida State
2009	Stephen Strasburg	San Diego State
2010	Bryce Harper	Southern Nevada (CC)
2011	Trevor Bauer	UCLA
2012	Mike Zunino	Florida
2013	Kris Bryant	San Diego
2014	A.J. Reed	Kentucky
2015	Andrew Benintendi	Arkansas
2016	Kyle Lewis	Mercer
2017	Brendan McKay	Louisville
2018	Andrew Vaughn	Cal
2019	Adley Rutschman	Oregon St.
2021	Kevin Kopps	Arkansas
2022	Ivan Melendez	Texas
2023	Dylan Crews	LSU
2024	Charlie Condon	Georgia



MICHAEL
LORENZEN
2011



Since 1984, the Cal State Fullerton baseball program has been a constant pipeline of talent to USA Baseball, providing 29 players over the past 29 years to various rosters at the Olympic, National and Collegiate National levels. In 2010, then Head Coach Dave Serrano became the first Titan coach to serve as a coach for Team USA while sitting as a Fullerton coach.



DANTE POWELL
1993



KIRK SAARLOOS
2000



WES ROEMER
2006



CHRISTIAN COLON
2009

US OLYMPIANS (5)

1984	Bob Caffrey	C
1992	Phil Nevin	3B
	Jason Moler	1B-C
1996	Mark Kotsay	OF
	Brian Loyd	C

COLLEGIATE NATIONAL TEAM COACHING STAFF (1)


2010	Dave Serrano	Pitching Coach
	Under Bill Kinneberg (Utah)	

COLLEGIATE NATIONAL TEAM (25)

1987	Longo Garcia	RHP
1991	Phil Nevin	3B
1993	Dante Powell	OF
1994	Ted Silva	RHP
1995	Mark Kotsay	OF
	Brian Loyd	C
1998	Ryan Owens	3B
2000	Kirk Saarloos	RHP
2002	Chad Cordero	RHP
	Shane Costa	OF
	Wes Littleton	RHP
2004	Ricky Romero	LHP
2005	Blake Davis	INF
2006	Wes Roemer	RHP
2008	Christian Colon	INF
	Josh Fellhauer	OF
	Jared Clark	1B
2009	Christian Colon	SS
2010	Nick Ramirez	1B/LHP
	Noe Ramirez	RHP
2011	Michael Lorenzen	OF
2012	Michael Lorenzen	OF
2013	Matt Chapman	INF/RHP
2014	Thomas Eshelman	RHP
	Justin Garza	RHP

NATIONAL TEAM (4)

2004	Mike Lamb*	INF
	Mike Rouse*	INF
2006	Kurt Suzuki*	C
2013	Vinnie Pestano*	RHP
* not during their collegiate career		



MIKE LAMB
2004

BASEBALL CARDS: Phil Nevin (top), along with Titan teammate Jason Moler represented the Titans at the 1996 Olympics in Barcelona, Spain. Bob Caffrey (middle) was the first Cal State Fullerton player to represent the United States in the 1984 Los Angeles Olympic Games. He played along side the likes of Barry Larkin, Mark McGwire and Will Clark and was coached by college legend Rod Dedeaux in the tournament that was held at Dodger Stadium. Noe Ramirez (bottom) was a part of a trio of USA collegiate hurlers (Vanderbilt's Sonny Gray and TCU's Kyle Winkler) to toss a combined no-hitter against Korea on June 14, 2010. Ramirez pitched a perfect ninth, striking out the side and notching the save in the 3-0 victory.

CAL STATE FULLERTON ALL-AMERICANS




Mike Rubel, 1982

1976.....	Curt Lewis, RHP.....	ABCA 2nd team
1979.....	Dan Hanggie, 3B.....	ABCA 2nd team
	Tim Wallach, 1B.....	ABCA 1st team
		TSN 1st team
1980.....	John Christensen, OF.....	ABCA 2nd team
1981.....	John Christensen, OF.....	BA 1st team
		ABCA 2nd team
1982.....	Mike Rubel, DH.....	ABCA 1st team
1983.....	Todd Simmons, RHP.....	BA 2nd team
1984.....	John Fishel, OF.....	BA 2nd team
	Scott Wright, RHP.....	BA 1st team
	Todd Simmons, RHP.....	ABCA 1st team
		BA 2nd team
1985.....	Jose Mota, 2B.....	TSN 1st team
		BA 2nd team
1986.....	John Eccles, C.....	BA 2nd team
		ABCA 2nd team
1987.....	Larry Casian, LHP.....	BA 2nd team
1988.....	Brent Mayne, C.....	ABCA 2nd team
1989.....	Dave Staton, 1B.....	BA 2nd team
		ABCA 3rd team
1992.....	Dante Powell, OF.....	BA All-Freshman
	James Popoff, RHP.....	CB 3rd team
	Phil Nevin, 3B.....	ABCA 1st team
		BA 1st team
		CB 2nd team
	Jason Moler, 1B-C.....	ABCA 2nd team
		CB 3rd team
1993.....	Dan Ricabal, RHP.....	CB 3rd team
	Jeremy Carr, 2B.....	Smith, 3rd team
		CB 3rd team
	Dante Powell, OF.....	Smith 1st team
		NCBWA 1st team
		CB 2nd team
		ABCA 2nd team
1994.....	Dante Powell, OF.....	Smith 2nd team
	Ted Silva, RHP.....	CB 2nd team
	Mark Kotsay, OF-P.....	BA All-Freshman
	Jeff Ferguson, 2B.....	ABCA 1st team

TITAN ALL-AMERICANS TO THE SHOW

No. Name..... All-American Year(s)

1.	Tim Wallach.....	1979
2.	John Christensen.....	1980 and 1981
3.	John Fishel.....	1984
4.	Jose Mota.....	1985
5.	Larry Casian.....	1987
6.	Brent Mayne.....	1988
7.	Dave Staton.....	1989
8.	Phil Nevin.....	1992
9.	Dante Powell.....	1994
10.	Mark Kotsay.....	1994, 1995 and 1996
11.	Brent Billingsley.....	1996
12.	Jeremy Giambi.....	1996
13.	Aaron Rowand.....	1998
14.	Adam Johnson.....	1998 and 2000
15.	Kirk Saarloos.....	2001
16.	Chad Cordero.....	2001 and 2003
17.	Shane Costa.....	2003
18.	Jason Windsor.....	2003 and 2004
19.	Kurt Suzuki.....	2004
20.	Ricky Romero.....	2005
21.	Justin Turner.....	2003 and 2006
22.	Vinnie Pestano.....	2006
23.	Erik Komatsu.....	2008
24.	Christian Colon.....	2008-10
25.	Gary Brown.....	2008 and 2010
26.	Danny Dorn.....	2003
27.	Michael Lorenzen.....	2011, 2012, and 2013
28.	Noe Ramirez.....	2009, 2010 and 2011
29.	Dylan Floro.....	2010
30.	Tyler Pill.....	2009 and 2011
31.	Matt Chapman.....	2012 and 2014
32.	Nick Ramirez.....	2009, 2010 and 2011
33.	Thomas Eshelman.....	2013, 2014 and 2015
34.	Phil Bickford.....	2014
35.	Justin Garza.....	2013
36.	Connor Seabold.....	2017



Dave Staton, 1989

		BA 1st team
		CB 1st team
		Smith 1st team
	Brian Loyd, C.....	BA 3rd team
		Smith 3rd team
	C.J. Ankrum, OF/1B.....	CB All-Freshman
		Smith All-Freshman
1996.....	Brian Loyd, C.....	BA 3rd team
	Mark Kotsay, OF-P.....	BA 1st team
		CB 1st team
		Smith 1st team
	Brent Billingsley, LHP.....	CB 2nd team
		Smith 2nd team
	Jeremy Giambi, OF.....	CB 3rd team
		Smith 3rd team
1998.....	Benito Flores, LHP.....	CB 2nd team
	Adam Johnson, RHP.....	CB All-Freshman
	David Bacani, 2B.....	CB All-Freshman
	Aaron Rowand, OF.....	NCBWA 3rd team
1999.....	Spencer Oborn, OF.....	BA 3rd team
		NCBWA 1st team
		ABCA 1st team
	Ryan Owens, INF.....	NCBWA 2nd team
	David Bacani, INF.....	NCBWA 3rd team
	Jon Smith, LHP.....	CoSIDA 3rd team
2000.....	Adam Johnson, RHP.....	CB 1st team
		TSN 2nd team
	Jon Smith, LHP.....	CoSIDA 1st team
2001.....	Kirk Saarloos, RHP.....	CB 1st team
		BW 2nd team
		BA 2nd team
		TSN 1st team
		NCBWA 2nd team
		ABCA 1st team
	Darric Merrell, RHP.....	CB All-Freshman
		BW 1st team All-Freshman
		BA 1st team All-Freshman
	Chad Cordero, RHP.....	CB All-Freshman
		BW 1st team All-Freshman
		BA 1st team All-Freshman

CAL STATE FULLERTON ALL-AMERICANS



Jon Smith, 1999, 2000 and 2001

	Jon Smith, LHP	ABCA 3rd team
	Wes Littleton, RHP	CoSIDA 1st team
2002	Jason Windsor, RHP	BA 3rd team
2003	Chad Cordero, RHP	NCBWA 3rd team
		CB 3rd team
		ABCA 2nd team
	Shane Costa, OF	SW 2nd team
		CB 2nd team
		ABCA 2nd team
		NCBWA 3rd team
	Justin Turner, INF	BA 1st team All-Freshman
		CB All-Freshman
	Danny Dorn, OF	BA 1st team All-Freshman
		CB All-Freshman
	Dustin Miller, RHP	BA 2nd team All-Freshman
		CB All-Freshman
	Ryan Schreppe, LHP	CB All-Freshman
2004	Kurt Suzuki, C	CB 1st Team
		BA 1st Team
		BW 2nd Team
		NCBWA 2nd Team
		ABCA 1st Team
	Jason Windsor, RHP	CB 2nd Team
		ABCA 2nd Team
		BA 2nd Team
	Clark Hardman, OF	BA All-Freshman
		CB All-Freshman
2005	Ricky Romero, LHP	CB 2nd Team
		BA 2nd Team
		NCBWA 2nd Team
	Sergio Pedroza, OF	CB 2nd Team
		BA 3rd Team
		NCBWA 3rd Team
	Wes Roemer, RHP	CB All-Freshman
2006	Wes Roemer, RHP	CB 1st Team
		BA 1st Team
		NCBWA 1st Team
		ABCA 1st Team
		YS 1st Team
	Justin Turner, 2B	CB 2nd Team
		BA 2nd Team
		ABCA 1st Team
		YS 2nd Team
	Vinnie Pestano, RHP	CB 2nd Team
		NCBWA 2nd Team

		ABCA 3rd Team
		YS Honorable Mention
	Lauren Gagnier, RHP	BA 3rd Team
		NCBWA 2nd Team
		YS 2nd Team
2007	Clark Hardman, OF	ABCA 2nd Team
	Wes Roemer, RHP	NCBWA 3rd Team
2008	Erik Komatsu, OF	BA 3rd Team
		NCBWA 3rd Team
		ABCA 3rd Team
	Gary Brown INF/OF	BA All-Freshman
		CB All-Freshman
	Christian Colon, SS	BA All-Freshman
		CB All-Freshman
		YS All-Freshman 2nd Team
	Jeff Kaplan, RHP	CB 3rd Team
	Daniel Renken, RHP	CB Freshman
		YS All-Freshman 2nd Team
2009	Daniel Renken, RHP	BA 3rd Team
		CB 3rd Team
		NCBWA 2nd Team
	Christian Colon, SS	BA 2nd Team
		NCBWA 3rd Team
	Josh Fellhauer, OF	NCBWA 3rd Team
	Jared Clark, 1B	ABCA 3rd Team
	Noe Ramirez, RHP	CB All-Freshman
		BA All-Freshman 1st Team
		YS All-Freshman
		NCBWA All-Freshman 2nd Team
	Tyler Pill, RHP	BA All-Freshman 2nd Team
		NCBWA 1st Team
		CB All-Freshman
	Nick Ramirez, LHP/DH	BA All-Freshman 2nd Team
		CB All-Freshman
2010	Daniel Renken, RHP	CB 3rd Team
	Christian Colon, SS	YS 1st Team
		BA 1st Team
		ABCA 1st Team
	Gary Brown, CF	YS 1st Team
		BA 2nd Team
		CB 1st Team
		ABCA 1st Team
		NCBWA 1st Team
	Nick Ramirez, 1B/LHP	YS 1st Team
		CB 2nd Team
		NCBWA 3rd Team
	Noe Ramirez, RHP	BA 2nd Team
		BA 3rd Team
		CB 2nd Team
		ABCA 2nd Team
	Carlos Lopez, DH	CB All-Freshman
		NCBWA All-Freshman 2nd Team
	Dylan Floro, RHP	CB All-Freshman
		NCBWA All-Freshman 2nd Team
2011	Nick Ramirez, 1B/LHP	BA 2nd Team
		CB 3rd Team

TOP TITAN ALL-AMERICAN CLASSES

No.	YEAR	All-Americans
1.	2012	7
	2010	7
	2009	7
	2003	7
3.	1994	6
4.	2008	5
5.	9 times, most recent 2015	4

		NCBWA 3rd Team
	Noe Ramirez, RHP	CB 2nd Team
	Tyler Pill, RHP	NCBWA 2nd Team
	Michael Lorenzen, OF	BA All-Freshman 1st Team
		CB All-Freshman
2012	Michael Lorenzen, UTL	CB 1st Team
		NCBWA 3rd Team
	Dylan Floro, RHP	CB 3rd Team
	Grahamm Wiest, RHP	CB All-Freshman
	Kenny Matthews, LHP	CB All-Freshman
	Koby Gauna, RHP	CB All-Freshman
	Willie Kuhl, RHP	CB All-Freshman
	Matt Chapman, INF	CB All-Freshman
2013	Thomas Eshelman	ABCA 2nd Team
		BA 1st Team
		CB 1st Team
		NCBWA 2nd Team
		BA Freshman 1st Team
		CB All-Freshman
		NCBWA All-Freshman
	Justin Garza	ABCA 2nd Team
		BA 2nd Team
		CB 2nd Team
		NCBWA 2nd Team
		BA Freshman 1st Team
		CB All-Freshman
		NCBWA All-Freshman
	Michael Lorenzen, UTL	ABCA 1st Team
		BA 1st Team
		CB 1st Team
		NCBWA 1st Team
2014	Phil Bickford	CB All-Freshman
	Matt Chapman	ABCA 1st Team
		BA 3rd Team
		CB 3rd Team
	Thomas Eshelman	BA 2nd Team
		NCBWA 3rd Team
2015	John Gavin	CB All-Freshman
	Thomas Eshelman	ABCA 1st Team
		D1 Baseball.com 1st Team
		BA 1st Team
		CB 2nd Team
		NCBWA 3rd Team
	David Olmedo-Barrera	ABCA 1st Team
	Tyler Peitzmeier	CB 3rd Team
2016	Dalton Blaser	ABCA 3rd Team
	Colton Eastman	BA 1st Team
		D1 1st Team
		NCBWA 1st Team
		LS 3rd Team
2017	Connor Seabold	CB 2nd Team
	Brett Conine	CB 3rd Team
	Sahid Valenzuela	CB All-Freshman
2018	Colton Eastman	D1 1st Team
		BA 2nd Team
		CB 2nd Team
		ABCA 2nd Team
2019	Mitchell Berryhill	NCBWA 3rd Team

ALL-AMERICAN LIST KEY:
 ABCA = American Baseball Coaches Association, BA = Baseball America,
 BW = Baseball Weekly (now Sports Weekly), D1 = D1 Baseball.com, LS = Louisville
 Slugger, SW = Sports Weekly, CB = Collegiate Baseball,
 TSN = The Sporting News, NCBWA = National Collegiate Baseball Writers Association,
 CoSIDA = College Sports Information Directors of America,
 YS = Rivals.com (2006-2009)/Yahoo! Sports (2010-2011)

DIV. I ALL-CONFERENCE HONORS

CONFERENCE TOP HONORS

PLAYERS OF THE YEAR (Conference)
 1975 Andy Pasillas (PCAA)
 1976 Curt Lewis (co) (PCAA)
 1978 Tim Wallach (SCBA)
 1979 Tim Wallach (SCBA)
 1980 John Christensen (SCBA)
 1981 John Christensen (SCBA)
 1984 Scott Wright (SCBA)
 1987 Larry Casian (PCAA)
 1992 Phil Nevin (Big West)
 1994 Jeff Ferguson (co) (Big West)
 1995 Mark Kotsay (Big West)
 1996 Mark Kotsay (Big West)
 1999 Spencer Oborn (Big West)
 2003 Shane Costa (Big West)
 2004 Kurt Suzuki (Big West)
 2005 Sergio Pedroza (co) (Big West)
 2006 Justin Turner (co) (Big West)

2010 Gary Brown (Big West)
 2011 Nick Ramirez (Big West)
 2013 Carlos Lopez (co-Big West)
 2015 David Olmedo-Barrera (co-Big West)
 2016 Dalton Blaser (Big West)

PITCHERS OF THE YEAR (Conference)
 1992 James Popoff (Big West)
 1994 Matt Wagner (Big West)
 1995 Ted Silva (Big West)
 1998 Benito Flores (Big West)
 2000 Adam Johnson (Big West)
 2001 Kirk Saarloos (Big West)
 2004 Jason Windsor (co) (Big West)
 2005 Ricky Romero (Big West)
 2006 Wes Roemer (Big West)
 2008 Jeff Kaplan (tri) (Big West)
 2012 Dylan Floro (Big West)

2013 Justin Garza (Big West)
 2015 Thomas Eshelman (Big West)
 2018 Colton Eastman (Big West)

FRESHMAN PITCHERS OF THE YEAR
 2005 Wes Roemer (Big West)
 2009 Tyler Pill (co) (Big West)
 Noe Ramirez (co) (Big West)
 2010 Dylan Floro (Big West)
 2013 Thomas Eshelman (Big West)
 2014 Phil Bickford (Big West)
 2016 Colton Eastman (Big West)

FRESHMAN PLAYER OF THE YEAR
 2011 Michael Lorenzen (Big West)
 2012 Matt Chapman (Big West)
 2017 Sahid Valenzuela (Big West)

DEFENSIVE PLAYER OF THE YEAR
 2013 Richy Pedroza (Big West)

COACHES OF THE YEAR (Conference)
 1987 Augie Garrido (PCAA)
 1990 Larry Cochell (Big West)
 1995 Augie Garrido (Big West)
 1998 George Horton (Big West)
 1999 George Horton (co) (Big West)
 2004 George Horton (Big West)
 2005 George Horton (Big West)
 2006 George Horton (Big West)
 2010 Dave Serrano (Big West)
 2011 Dave Serrano (Big West)
 2012 Rick Vanderhook (Big West)
 2013 Rick Vanderhook (Big West)
 2015 Rick Vanderhook (Big West)
 2016 Rick Vanderhook (Big West)
 2018 Rick Vanderhook (Big West)

FIRST-TEAM ALL-CONFERENCE HONORS

1975 George Horton, 1B
 Andy Pasillas, C
 Frank Estes, OF
 Jody Robinson, OF
 Dan Boone, P
 1976 George Horton, 1B
 Andy Pasillas, C
 Jody Robinson, OF
 Dan Boone, P
 Jeff Nichols, OF
 Curt Lewis, P
 1977 Andy Schardt, 1B
 Jack Ramirez, 2B
 Wayne Rudolph, OF
 Curt Lewis, P
 1978 Tim Wallach, 1B
 Frank Vilorio, SS
 Mickey Palmer, OF
 Lance Gore, P
 Rich Rommel, P
 1979 Tim Wallach, 1B
 Dan Hanggie, 3B
 Sam Favata, OF
 Larry Navilhon, P
 Dave Weatherman, P
 1980 Jim Sutton, P
 Pete Chapin, P
 Mark Pirruccello, C
 Sam Favata, 2B
 Matt Vejar, DH
 Bobby Smith, OF
 John Christensen, OF
 Andre David, OF
 1981 Dave Weatherman, P
 Jim Sutton, P
 Mark Pirruccello, C
 Mike Rubel, 1B
 John Christensen, OF
 Bill Moore, OF
 1982 Eric Barry, P
 Mark Pirruccello, C
 Bob Bathe, 1B
 Mike Rubel, DH
 Mike Vanderburg, OF
 1983 Tim Thompson, P
 Jeff Robinson, P
 Todd Simmons, P
 John Fishel, OF

Tom Thomas, OF
 1984 Jose Mota, 1B
 Kirk Bates, UT
 Bob Caffrey, C
 John Fishel, OF
 Tom Thomas, OF
 Scott Wright, P
 Todd Simmons, P
 1985 Jose Mota, 2B
 John Fishel, OF
 Mike Schooler, P
 1986 Larry Casian, P
 John Eccles, C
 Keith Watkins, DH
 1987 Larry Casian, P
 Mike Harkey, P
 Mike Ross, 2B
 Tony Trevino, 3B
 Andy Mota, DH
 Mark Baca, OF
 1988 Brent Mayne, C
 1989 Brent Mayne, C
 Rex Peters, 1B
 Dave Staton, DH
 1990 Rich Gonzales, OF
 Mate Borgogno, 2B
 Huck Flener, P
 James Popoff, P
 1991 Matt Hattabaugh, C
 Chris Robinson, P
 Dan Naulty, P
 1992 James Popoff, P
 Dan Naulty, P
 Jason Moler, C
 Phil Nevin, 3B
 Dante Powell, OF
 1993 Dante Powell, OF
 Dan Ricabal, SP
 Adam Millan, C
 Jeremy Carr, 2B
 1994 Matt Wagner, P
 Ted Silva, P
 Jeff Ferguson, 2B
 1995 Ted Silva, P
 Tony Miranda, OF
 Brian Loyd, C
 Mark Kotsay, OF
 1996 Brian Loyd, C

Mark Kotsay, OF
 Jeremy Giambi, OF
 Brent Billingsley, SP
 1997 Mike Lamb, C
 Jerome Alviso, UT
 Matt Wise, SP
 Mike Greenlee, RP
 1998 David Bacani, 2B
 Aaron Rowand, OF
 Greg Jacobs, UT
 Benito Flores, SP
 Erasmus Ramirez, SP
 Adam Johnson, SP
 1999 David Bacani, 2B
 Chris Beck, 1B
 Ryan Owens, 3B
 Aaron Rifkin, DH
 Reed Johnson, OF
 Spencer Oborn, OF
 Matt Sorensen, SP
 2000 David Bacani, 2B
 Chris Stringfellow, OF
 Adam Johnson, SP
 Kirk Saarloos, RP
 2001 Brett Kay, C
 David Bacani, 2B
 Mike Rouse, SS
 Darric Merrell, SP
 Kirk Saarloos, SP
 Chad Cordero, RP
 2002 Shane Costa, OF
 Wes Littleton, SP
 Chad Cordero, RP
 2003 Shane Costa, OF
 Chad Cordero, RP
 2004 Kurt Suzuki, C
 Jason Windsor, SP
 Clark Hardman, OF
 2005 Ronnie Prettyman, 3B
 Blake Davis, SS
 Sergio Pedroza, OF
 Ricky Romero, SP
 2006 Wes Roemer, SP
 Justin Turner, 2B
 Blake Davis, SS
 Brett Pill, 1B
 Brandon Tripp, OF
 Lauren Gagnier, SP

Vinnie Pestano, RP
 2007 Clark Hardman, OF
 2008 Jeff Kaplan, RHP
 Erik Komatsu, OF
 2009 Jared Clark, 1B
 Khris Davis, OF
 Josh Fellhauer, OF
 Daniel Renken, RHP
 Nick Ramirez, LHP/DH
 2010 Nick Ramirez, 1B
 Christian Colon, SS
 Gary Brown, CF
 Noe Ramirez, RHP
 Daniel Renken, RHP
 2011 Nick Ramirez, 1B/LHP
 Noe Ramirez, RHP
 2012 Carlos Lopez, 1B
 Richy Pedroza, 2B
 Michael Lorenzen, UTL
 Dylan Floro, SP
 Michael Lorenzen, CP
 2013 J.D. Davis, DH
 Thomas Eshelman, SP
 Justin Garza, SP
 Carlos Lopez, 1B
 Michael Lorenzen, OF/CP
 Richy Pedroza, SS
 2014 Matt Chapman, 3B
 J.D. Davis, UTL
 2015 Jerrod Bravo, 3B
 David Olmedo-Barrera, DH
 Josh Vargas, OF
 Thomas Eshelman, SP
 Miles Chambers, RP
 Tyler Peitzmeier, RP
 2016 Tanner Pinkston, 1B
 Dalton Blaser, OF
 Colton Eastman, RHP
 2017 Brett Conine, RHP
 Scott Hurst, CF
 Dillon Persinger, 1B
 Connor Seabold, RHP
 Sahid Valenzuela, 2B
 2018 Colton Eastman, RHP
 Blake Workman, RHP
 Hank LoForte, 2B
 2019 Mitchell Berryhill, OF
 2022 Austin Schell, C

FIRST-TEAM ALL-CONFERENCE HONORS

2023Nate Nankil, OF



CAL STATE FULLERTON ATHLETICS HALL OF FAME



A TRIBUTE TO OUR ATHLETES

The Cal State Fullerton Athletics Hall of Fame was established in 2005 and honors the school's most prolific former student-athletes, athletic department personnel and supporters who have been recognized for their outstanding contributions to the university.

So far, 38 former student-athletes, coaches and supporters have been enshrined in the Hall of Fame, nine of which have come from the school's nationally prominent baseball program. In 2013, the 1995 baseball team was the first ensemble to be inducted into the Hall.

Cal State Fullerton Athletics Hall of Fame induction is based on the individual having provided at least one of the following: Successful graduation; exceptional collegiate experiences and career achievements; having distinguished themselves or their team to truly reflect the Cal State Fullerton mission; outstanding success having served as a model to student-athletes in the traditions of honor, integrity and character; provided distinguished and sustained support to the athletic department.

Inductees are chosen biannually by the Cal State Fullerton Athletics Hall of Fame Selection Committee comprised of current Fullerton administration, coaches, players, staff and Titan Athletic Club board members. Student-athletes become eligible five years after their final season in a Titan uniform and coaches and staff must have provided at least five years of service. The next Hall of Fame induction will come in the fall of 2015.



Current Titans head coach Rick Vanderhook (left) with former coaches Augie Garrido (Middle) and George Horton (Right) at the 2013 Hall of Fame, where the 1995 baseball team became the first full squad to be inducted. Photo by Matt Brown

INAUGURAL INDUCTION CLASS: Nov. 5, 2005

Greg Bunch (men's basketball)
Tami Elliott-Harrison (women's gymnastics)
Susan LeFebvre-Wyman (softball)
Tim Wallach (baseball)
Nancy Dunkle (women's basketball)
Augie Garrido (baseball)
Eugenia Miller-Rycraw (women's basketball)

SECOND INDUCTION CLASS: Oct. 27, 2007

Mark Collins (football)
Judi Garman (softball)
Heather Killeen-Frisone (cross country/track and field)
Mark Kotsay (baseball)
Phil Nevin (baseball)
Leon Wood (men's basketball)

THIRD INDUCTION CLASS: Oct. 10, 2009

Damon Allen (football)
Dan Boone (baseball)
Connie Clark (softball)
Gene Murphy (football)
Barbie Myslak-Roetert (women's gymnastics)

FOURTH INDUCTION CLASS: Oct. 1, 2011

Bruce Bowen (men's basketball)
Susan Lewis-Newton (softball)
Brent Mayne (baseball)
Lynn Rogers (gymnastics)
Merilyn and Jerry Goodwin (athletic supporters)

FIFTH INDUCTION CLASS: Oct. 11, 2013

Carol Johnston (gymnastics)
Mike Fox (soccer)
Coach Bobby Dye (basketball)
The 1995 NCAA Championship Baseball Team

SIXTH INDUCTION CLASS: Oct. 14, 2015

Ted Silva (baseball)
Jenny Topping (softball)
Mark Covert (cross country)
Neale Stoner (athletics director)
Associated Students Inc. (athletics supporter)
Paul Folino (athletics supporter)

CAL STATE FULLERTON ATHLETICS HALL OF FAME



SEVENTH INDUCTION CLASS: Oct. 30, 2017

Tiffany Boyd (softball)
 Mel Franks (sports information director)
 George Horton (baseball)
 Kurt Suzuki (baseball)
 Kathy Van Wyk (softball)

EIGHTH INDUCTION CLASS: Nov. 1, 2019

Bobby Brown (men's basketball)
 John Fishel (baseball)
 Brittany Moore (women's volleyball)
 Heizaburo Okawa (fencing)
 Dick Wolfe (men's gymnastics)
 1984 Football Team

NINTH INDUCTION CLASS: Feb. 10, 2021

1986 Softball Team
 Erin (Saddler) Henry (women's volleyball)
 Giovanni Lanaro (track & field)
 Mike Pringle (football)
 Dr. Ken Ravizza (sports psychologist)

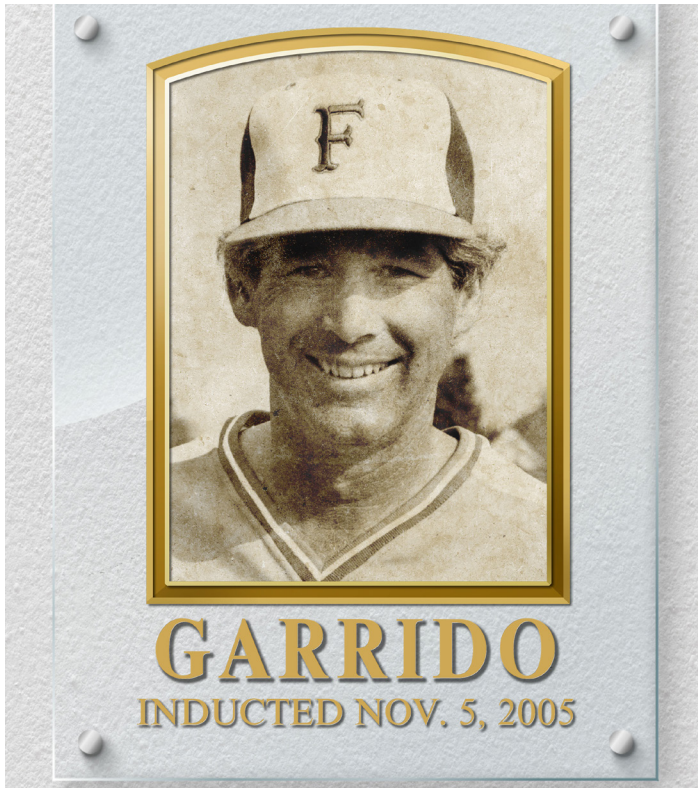
TENTH INDUCTION CLASS: Nov. 3, 2023

1979 Baseball Team
 Karen Bardsley (women's soccer)
 Eddie Soto (men's soccer)
 Martha Wilkinson-Kirouac (women's golf)
 Julie Max (sports medicine)
 T.J. Dillashaw (wrestling)



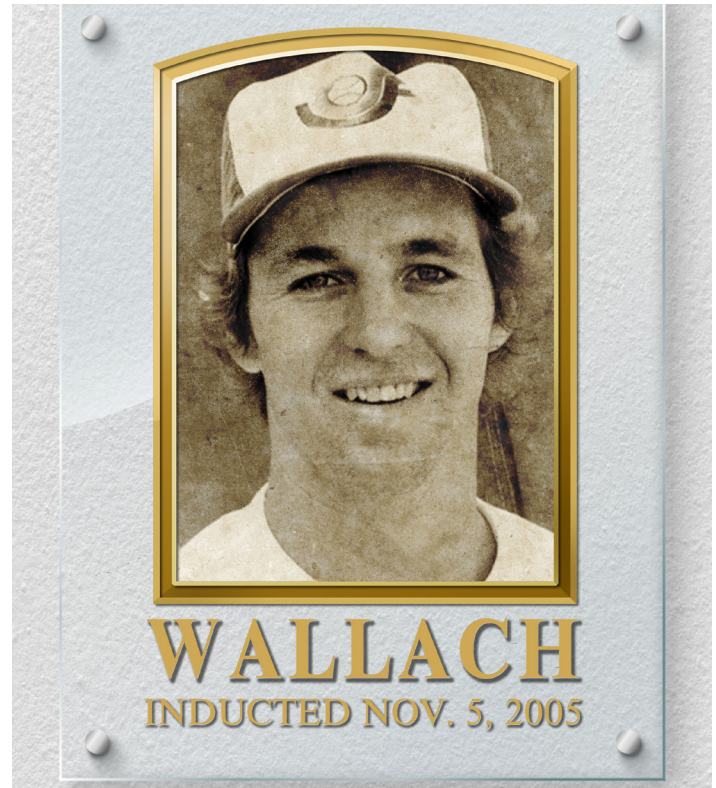
The 2017 Hall of Fame class featured two members from the baseball program; Kurt Suzuki (left) and George Horton (second from left). The seventh induction class also featured Mel Franks (middle), Kathy Van Wyk (second from right) and Tiffany Boyd (right). Photo by Matt Brown

CAL STATE FULLERTON ATHLETICS HALL OF FAME

**AUGIE GARRIDO**

AT CAL STATE FULLERTON: 1973-87, 1991-96


Augie Garrido was the architect of the Titan baseball program that continues to be among the nation's best. While at Cal State Fullerton (1973-87, 1991-96), Garrido's teams compiled a remarkable 875-341-5 record winning three national championships, 16 conference championships (including an amazing 11 in a row from 1974-84), made seven College World Series appearances, and he himself was named national coach of the year four times. Since leaving Cal State Fullerton, Garrido has spent the past 19 seasons as the head coach at the University of Texas and while there, he became the all-time winningest baseball coach in NCAA history. Garrido has led the Longhorns to two national championships in 2002 and 2005 and was again named national coach of the year after each of those seasons giving him six overall. As a student-athlete at Fresno State, Augie was named all-conference and his Bulldog team advanced to the College World Series in 1959. After college, he signed with the Cleveland Indians and played six minor league seasons before embarking on his long-time baseball coaching career. Garrido has coached a total of 46 years at the intercollegiate level and only USC's Rod Dedeaux has won more national championships. Garrido's overall record is 1,920-892-9 (.681). In 2010, Garrido was one of three former Titans (along with Mark Kotsay and Jason Windsor) to be named to the College World Series Legends team to commemorate the CWS's final year in Johnny Rosenblatt Stadium.

**TIM WALLACH**

AT CAL STATE FULLERTON: 1978-79


Tim Wallach is one of the finest players to ever wear a Titan uniform. Wallach led Cal State Fullerton to its first national championship in 1979, and during the banner year the first baseman drove in 102 runs, a school record that still stands, and batted .391 with 23 home runs. That year Wallach earned All-College World Series honors, won the Golden Spikes and The Sporting News National Player of the Year awards, and was also a consensus first-team All-American. In 1978 he batted .394 with 16 home runs and 80 RBI. In Wallach's two seasons with the Titans, the team compiled a 104-27-1 record, twice winning the SCBA league title. Wallach was a first-round draft choice of the Montreal Expos his senior season, and he eventually played 17 major league seasons with the Expos, Dodgers and Angels. Wallach was a National League All-Star third baseman five times and won three Rawling's Golden Glove awards. In 1994 he was named major league comeback player of the year. Wallach broke into the majors with a home run in his first official at bat, and finished his long career with a .257 batting average with 260 home runs and 1,125 RBI. Wallach was inducted into the National College Baseball Hall of Fame in 2011 by the College Baseball Foundation in Lubbock, Tex. He and his family were honored in early 2012 by the professional Baseball Scouts Foundation with the Ray Boone Family Award for baseball excellence within a given family.

CAL STATE FULLERTON ATHLETICS HALL OF FAME

**MARK KOTSAY**

AT CAL STATE FULLERTON: 1994-96

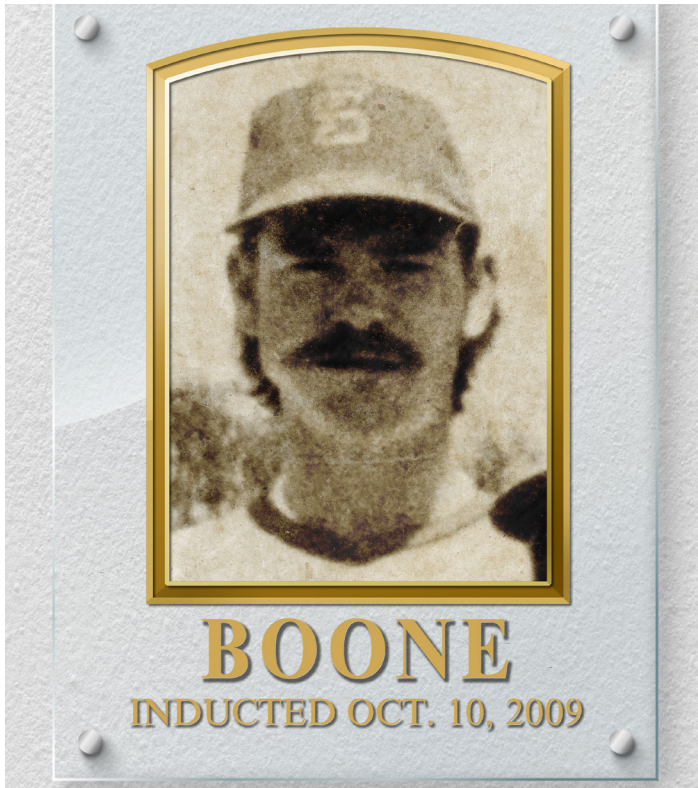
Amidst a remarkable three-year collegiate career, Mark Kotsay led the Titans to their third national championship in 1995. A combination outfielder and relief pitcher, Kotsay was selected College Player of the Decade (1990s) by Baseball America and is a member of the 50th anniversary all-time College World Series team. In 1995, Kotsay won both the Golden Spikes Award and the Smith Award as the nation's top player and was selected national co-player of the year by Collegiate Baseball. He was the Most Outstanding Player of the 1995 CWS and won first-team All-American honors in both 1995 and 1996, then adding an Olympic bronze medal in the summer of 1996. The Titans went 149-41 in his three seasons as he batted .404, a school career record. Kotsay was a first-round draft choice of the Florida Marlins with whom he earned a World Series Championship ring in 1997. In 2010, Kotsay was one of three Titans (along with Augie Garrido and Jason Windsor) to be named to the College World Series Legends team to commemorate the CWS's final year in Johnny Rosenblatt Stadium. Kotsay played 17 major league seasons with seven different clubs: Florida, San Diego, Oakland, Atlanta, Boston, Chicago (AL) and Milwaukee. He finished his career with a .276 batting average, 1,784 hits, 353 doubles, 48 triples, 127 home runs and 720 RBI. He was 14th in American League MVP voting in 2004 as a member of the Oakland Athletics when he hit .314 with 37 doubles, 15 homers, 63 RBI and a .459 slugging percentage in 148 games.

**PHIL NEVIN**

AT CAL STATE FULLERTON: 1990-92


Phil Nevin is arguably the most successful two-sport performer in Cal State Fullerton history. And the argument shouldn't last too long. Nevin won freshman All-American honors from The Sporting News as a placekicker in 1989 and developed into an outstanding punter as well for Coach Gene Murphy's Titan football team. In baseball, Nevin bridged the Larry Cochell (1990) and Augie Garrido (1991-92) Eras and earned national recognition as Baseball America's National Player of the Year and the Golden Spikes Award winner, and was the 1992 College World Series Most Outstanding Player. Nevin was also named to the United States baseball team for the Barcelona Olympic games. Professionally, Nevin was the first player chosen in the 1992 draft by the Houston Astros and went on to enjoy a 12-year major league career that saw him hit 208 home runs and compile a .270 batting average. His best years (1999-2005) came in San Diego where in 2001 he posted career highs of 41 home runs, a .306 batting average and 126 runs batted in. After one-year stints with the Erie SeaWolves in 2010 (AA affiliate for the Detroit Tigers) and the Orange County Flyers of the independent Golden Baseball League in 2009, Nevin was named the 2011 manager of Detroit's AAA farm club, the Toledo Mud Hens. In 2013, Nevin moved on to become the manager of the Arizona Diamondbacks' AAA farm team, the Reno Aces.

CAL STATE FULLERTON ATHLETICS HALL OF FAME

**DAN BOONE**

AT CAL STATE FULLERTON: 1975-76

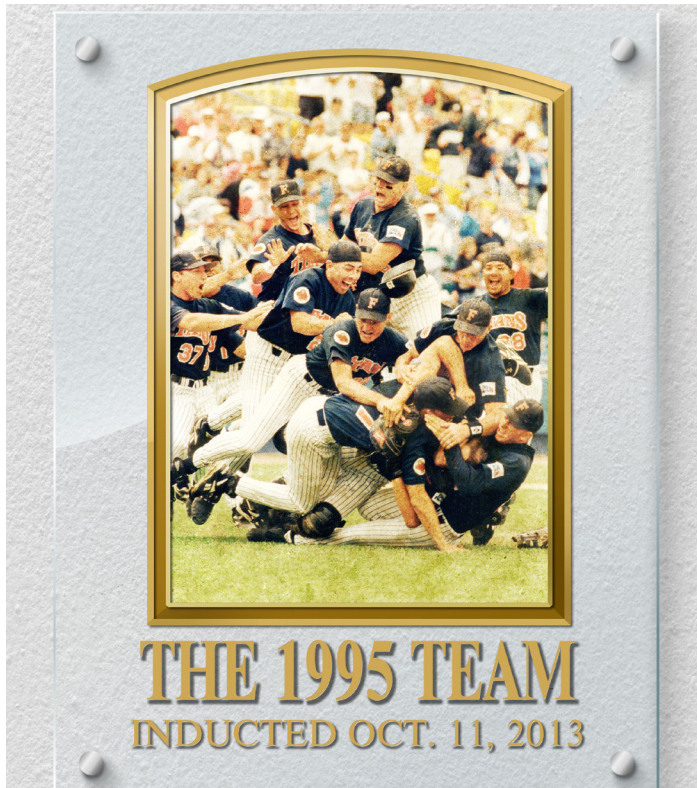
Dan Boone was the key player as Coach Augie Garrido launched Cal State Fullerton's highly successful Div. I baseball program in 1975. The left-hander transferred from Cerritos College and compiled a 22-6 record for the Titans in 1975 and 1976 with a 2.29 career earned run average, fourth best in school history. Boone's defining moments came at the 1975 NCAA Regional at USC, where the Titans would face the five-time defending national champion Trojans on their home diamond. Boone beat the Trojans with a complete game in the opening round, 3-1. He then came back two days later in the eventual title game vs. Pepperdine, entering in relief in the third inning to finish a 6-4 victory that sent the Titans to Omaha for the first time. He still holds the CSF single-season record with 13 complete games in 1975 and is third on the career list with 19 despite playing only two seasons. Boone was selected five times in the major league player draft, finally signing with the Angels. He made the big leagues in 1981 with San Diego but was traded in the middle of the 1982 season to Houston and was out of baseball by 1984. He came back to pitch in a senior league in Florida in 1989 and attracted the attention of the Baltimore Orioles. They signed him to a minor league contract where he eventually pitched a no-hitter at the Triple A level. The Orioles called him up to Baltimore late in 1990 and he made four appearances, including his only major league start. His major league record for 61 appearances was 2-1 with four saves and a 3.36 ERA.

**BRENT MAYNE**

AT CAL STATE FULLERTON: 1988-89

Brent Mayne was a two-year starting catcher for Larry Cochell's Titans from 1988-89. He came to Fullerton as a sophomore after playing his freshman season for his father, Mike (won 400 games over 14 seasons), at Orange Coast College. He was a two-time All-Big West Conference first teamer and earned ABCA second-team All-American honors in 1988 when he led the team with a .393 batting average with 22 doubles, one home run and 31 RBI. He followed that up with a campaign that saw him bat .350 with five home runs and 34 RBI in 1989. He owns the Cal State Fullerton record with a 38-game hitting streak in 1988 that ended with him "in the hole" in Starkville, Miss., when Mike Ross hit a walk-off home run to earn a World Series berth. He became the Titans' fifth first-round draft pick when he was selected as the 13th overall pick by the Kansas City Royals. His .373 career batting average ranks fifth all-time in a Titan career and he was the seventh toughest Titan to strikeout, fanning just once every 14.4 at bats. Mayne went on to a 15-year (1990-2004) major league playing career with seven different clubs with a lifetime .263 batting average. He made one postseason appearance with the Dodgers in his final season in 2004. On Aug. 22, 2000, he became the first position player in 32 years to post a pitching win when he worked a scoreless 12th inning in Colorado's 7-6 win over Atlanta.

CAL STATE FULLERTON ATHLETICS HALL OF FAME



1995 NATIONAL CHAMPIONSHIP TEAM

Long-time fans of the College World Series in Omaha are familiar with the tournament's moniker of the "Greatest Show on Dirt." In 2013, the team that, perhaps, put on the "greatest show" that dirt has ever seen: the 1995 Cal State Fullerton baseball team; was inducted into the Fullerton Athletics Hall of Fame.

Labeled as a "rebuilding year" by Head Coach Augie Garrido after finishing the previous year with 47 wins and a trip to Omaha, the Titans ran roughshod through their schedule in 1995, enduring only one losing "streak" of three games during the campaign before rattling off 18 consecutive victories en route to a 57-9 overall record -- still the best record in school history (.864 winning percentage) -- and a Big West Conference title with a 18-3 mark. Fullerton won everything possible that season: a regular season tournament (the Anaheim Hilton and Towers Classic), a regular season conference title (its 17th), the Big West postseason conference tournament, NCAA Regionals in Baton Rouge, and the College World Series for its third national title.


Led by National Coach of the Year Garrido and the likes of Golden Spikes Award Winner and CWS Most Outstanding Player Mark Kotsay, Brian Loyd, and Ted Silva, the '95 Titans became the first No. 1 seed to win the College World Series, outscoring the championship field by a combined total of 39-11. The run culminated in an 11-5 victory over USC, an 11-time national champion, in the title game.



TED SILVA

AT CAL STATE FULLERTON: 1993-95

Redondo Beach native Ted Silva made 94 career appearances with the Titans over three seasons, but it was his effort in 1995 that cemented his name among the Titan baseball greats. After being used strictly a reliever for Augie Garrido's Titans in 1993 and 1994, Silva added "starter" to his resume in '95 and became a double threat as a closer on Fridays and a starter on Sundays. The 1995 Titans steamrolled their competition, large-in-part to Silva's dominance on the mound. He finished the 1995 season with a staggering 18-1 record with six saves to boot. He posted a 2.83 ERA in 29 appearances (19 starts) and struck out 142 batters in 152.2 innings. He also tossed the Titans' first nine-inning no-hitter on Apr. 24, 1995, against Pacific. That year in Omaha -- his second trip in pinstripes -- Silva got the call in the opening game and earned the victory over Stanford, 6-5. He went 7.1 innings and was the beneficiary of a 3-run Titan seventh inning that broke a 3-3 tie. Silva also got the nod in the championship game against USC. He wrapped up his Titan career with a 7.1-inning effort, allowing two earned runs on five hits while striking out five without a walk. The Titans won that game, 11-5, earning the school its third baseball national championship. In his first two seasons with the Titans, Silva made 65 appearances and recorded 20 saves in 112 combined innings. For his career, Silva was 26-7 with a 2.92 ERA and he recorded 257 strikeouts in 264.2 innings pitched. His 26 career saves currently ranks third in the Fullerton all-time record book Silva was a two-time All-American, a consensus first-teamer in 1995, and was also the Big West Conference Pitcher of the Year in 1995.



KURT SUZUKI

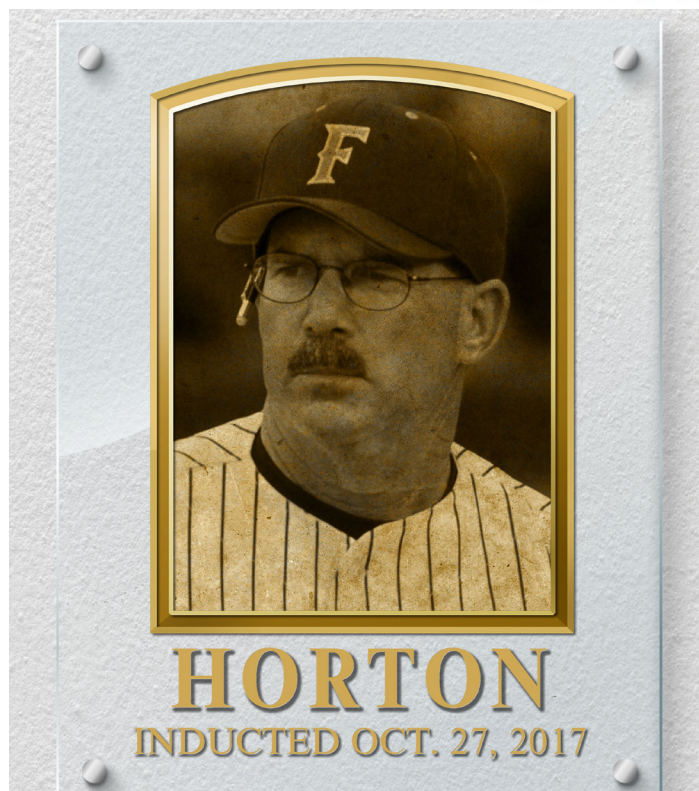
AT CAL STATE FULLERTON: 2002-04

Kurt Suzuki is one of the most notable Titans as all-time, as he spent three years (2002-04) as arguably the best catcher Fullerton has ever seen. Suzuki put together a special career at Cal State Fullerton, which culminated with a senior season that saw him hit .413, recording 16 home runs and 87 RBI on his way to claiming the Brooks Wallace Award honors. He also was also presented with the Johnny Bench Award. The Brooks Wallace Award is given to the nation's most outstanding player, while the Johnny Bench Award is handed out to the country's best catcher.

While Suzuki's personal statistics were second to none, he was also an instrumental part of Fullerton's 2004 National Championship squad, as he played under fellow Titan Hall of Famer George Horton.

Suzuki's .413 batting average in 2004 still ranks fifth all-time in school history, while the 87 RBI rank sixth and the 104 hits rank seventh. His career .491 on-base percentage is still highest in program history, while his .996 career fielding percentage is second highest in school history.

After Cal State Fullerton, Suzuki's baseball career was far from over, as he was drafted by the Oakland Athletics in the second round of the 2004 MLB Draft. Since being drafted he's played for the Athletics, Washington Nationals, Minnesota Twins, Atlanta Braves and Los Angeles Angels.



GEORGE HORTON

AT CAL STATE FULLERTON: 1991-2007


George Horton is surely one of the most recognizable names in Cal State Fullerton Athletics history, helping guide the Titans Baseball program to two National Championships; once as an associate head coach in 1995 under fellow Fullerton Hall of Famer and then Head Coach Augie Garrido and of course leading the Titans to the national crown in 2004 as the head skipper. Horton also made his mark as a player under Garrido, as he was a part of Fullerton's first team to qualify for the College World Series in 1975.

The Downey, Calif. native was as successful as they come when it came to the college baseball coaching scene. He spent 11 seasons as the head coach for the Titans, compiling an overall record of 490-212-1, while leading Fullerton to the postseason in all 11 seasons, claiming seven conference titles, qualifying for the CWS on six separate occasions and leading the program to its fourth national championship in 2004.

In 2004, Horton's Titans squared off against the Texas Longhorns, coached by mentor Garrido. Fullerton claimed the title, sweeping Texas in two games (6-4, 3-2).

Horton led Fullerton to three 50-win seasons, including a 50-16 overall record in 2003, which garnered him Baseball America Coach of the Year Honors. He was also named the 2004 ABCA Coach of the Year and Collegiate Baseball Newspaper's Coach of the Year. He was also named the Big West Coach of the Year five times during his career.

During his tenure as head coach, the Titans won 127 of 160 regular season three-game series for a winning percentage of just under .800. He's also just one of 17 men to appear in Omaha as player and a head coach.



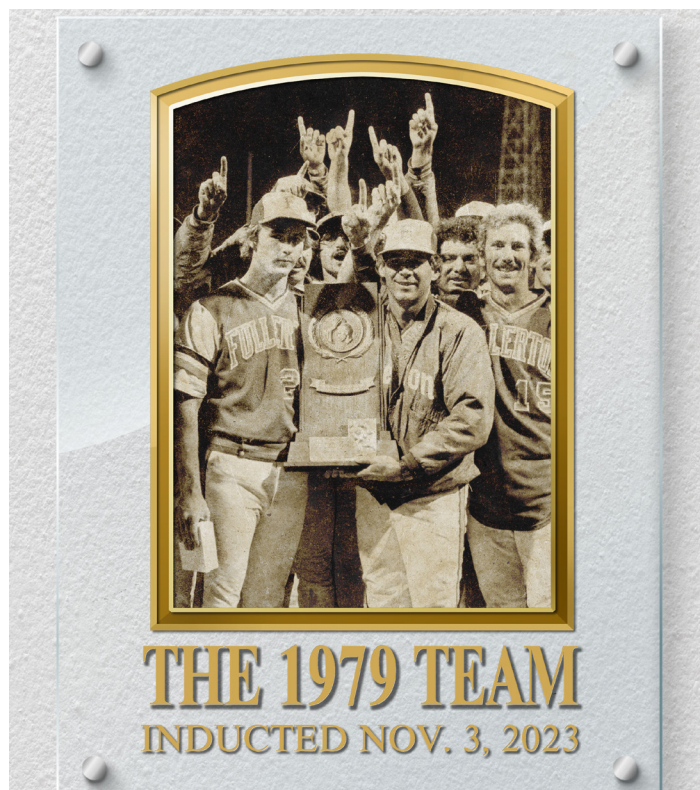
JOHN FISHEL

AT CAL STATE FULLERTON: 1981-84

Fishel is certainly one of the greatest players to wear a Titans baseball uniform, and one of the greatest college baseball players of all-time for that matter. Fishel was an integral part of the 1984 National Championship team that defeated Texas for the Titans second national championship. Fishel was named the 1984 College World Series Most Outstanding Player for his key contributions. Fishel was outstanding throughout the entire 1984 season, racking up a team-high 116 hits with 25 doubles and 88 RBI. His 116 hits in 1984 is the most in a single season in the history of the program while his 88 RBI ranks third.

Fishel has his name throughout record books after his incredible four-year career at Cal State Fullerton, ranking No. 1 in career games (295), career at-bats (1,114), hits (379), doubles (72) and RBI (281). Fishel's 295 games played and 1,114 career at-bats are also NCAA records. He also ranks third in the history of the program in home runs with 45 and stolen bases with 83.

The Oakland Athletics drafted Fishel in the 19th round of the 1984 MLB Draft, however, Fishel decided to return to Cal State Fullerton for his senior year in 1985. Following his senior season, Fishel was drafted by the Houston Astros in the 9th round of the 1985 MLB Draft. Fishel made his MLB debut in 1988, becoming the 10th Titan at the time to make it to the big leagues.



1979 NATIONAL CHAMPIONSHIP TEAM

The 1979 baseball team earned Cal State Fullerton's first Div. I national championship. In just their fifth year in Div. I, Augie Garrido led the Titans to a national championship, defeating Arkansas in the championship.

After losing the opener to Mississippi State, the Titans fought their way back through the losers' bracket. Right-hander Dave Weatherman, who got knocked out early in an eventual 8-5 win over Pepperdine, came back to pitch the championship game and beat Arkansas, 2-1, with a complete game four-hitter.

Starter Tony Hudson was converted to a reliever and won the Most Valuable Player Award. The 1979 team had 10 MLB draft picks that year, led by Tim Wallach who was selected 10th overall.



**LONGO
GARCIA**

1987 vs. LONG BEACH STATE

**TED
SILVA**

1995 vs. PACIFIC

**KIRK
SARLOOS**

2001 vs. PACIFIC

TITANS NO-HITTERS

**JUSTIN
GARZA**

2014 vs. CSUN

**COLTON
EASTMAN**

2018 vs. UC SANTA BARBARA

DIVISION I SINGLE-SEASON HITTING RECORDS



LEFT: Outfielder Clark Hardman was the last Titan player to have more than 100 hits in a season when he had 103 knocks in 2007.

RIGHT: Bob Caffrey blasted a Titan record 28 home runs in 1984 to help lead the Titans to their second national championship. Later that summer, Caffrey became the Titans' first representative on Team USA as he was selected to catch for the US in the 1984 Los Angeles Olympic Games.



GAMES

1.	83	Shane Turner	1984
2.	82	Tom Thomas	1984
3.	81	John Fishel	1984
4.	80	Kirk Bates	1984
5.	79	Bob Caffrey	1984
6.	76	Jose Mota	1984
7.	75	John Bryant	1984
75	Tim Wallach	1979	
9.	74	Dan Hanggie	1979
10.	73	John Fishel	1983

AT BATS

1.	307	John Fishel	1984
2.	305	Sam Favata	1980
3.	301	Kirk Bates	1984
4.	289	John Fishel	1983
5.	287	Justin Turner	2006
287	Tom Thomas	1984	
7.	286	Jose Mota	1984
8.	281	Tim Wallach	1979
9.	278	Sam Favata	1979
10.	275	Bob Caffrey	1984

BATTING AVERAGE

MINIMUM 2 AB PER TEAM GAME

1.	.438	Gary Brown	2010
2.	.431	Steve Woodward	2000
3.	.422	Mark Kotsay	1995
4.	.417	Sam Favata	1979
5.	.415	Mitchell Berryhill	2019
6.	.413	Kurt Suzuki	2004
7.	.408	Chris Beck	1999
8.	.406	Shane Turner	1985
9.	.402	Mark Kotsay	1996
402	Phil Nevin	1992	
10.	.396	Josh Fellhauer	2009
.396	Reed Johnson	1999	
.396	Jeremy Giambi	1996	

HOME RUNS

1.	28	Bob Caffrey	1984
2.	23	Ryan Owens	1999
23	John Christensen	1981	
23	Tim Wallach	1979	
5.	22	Phil Nevin	1992
22	Mike Rubel	1981	
7.	21	Mark Kotsay	1995
8.	20	Mark Kotsay	1996
20	Keith Kaub	1988	
10.	19	John Fishel	1985

RUNS BATTED IN

1.	102	Tim Wallach	1979
2.	91	Mark Kotsay	1996
3.	90	Mark Kotsay	1995
90	Bob Caffrey	1984	
5.	88	John Fishel	1984
6.	87	Kurt Suzuki	2004
7.	86	Phil Nevin	1992
8.	85	Ryan Owens	1999
85	John Fishel	1985	
82	Jared Clark	2009	
82	Spencer Oborn	1999	

HITS

1.	116	John Fishel	1984
116	Sam Favata	1979	
3.	111	Mark Kotsay	1995
4.	110	Tim Wallach	1979
5.	108	Shane Turner	1985
6.	106	Reed Johnson	1999
7.	104	Kurt Suzuki	2004
104	Spencer Oborn	1999	
9.	103	Clark Hardman	2007
10.	102	Justin Turner	2006
102	Kirk Bates	1984	
102	Jose Mota	1984	

RUNS

1.	101	Reed Johnson	1999
2.	98	Tim Wallach	1979
3.	95	Tom Thomas	1984
4.	88	John Christensen	1980
5.	85	Mark Kotsay	1995
85	Sam Favata	1979	
7.	83	John Christensen	1981
8.	82	Christian Colon	2009
82	Sam Favata	1980	
10.	78	Mark Kotsay	1996
78	Jeff Ferguson	1994	

DOUBLES

1.	29	John Eccles	1986
2.	28	Nick Ramirez	2010
28	Shane Costa	2003	
4.	27	Aaron Rowand	1998
27	Mark Kotsay	1996	
27	Jason Moler	1992	
7.	25	Khrist Davis	2009
25	John Fishel	1984	
25	John Christensen	1980	

TRIPLES

1.	9	Dante Powell	1992
2.	8	Gary Brown	2010
8	Blake Davis	2005	
4.	7	Hank LoForte	2018
7	Gary Brown	2009	
7	Spencer Oborn	1999	
7	Jose Mota	1985	
7	Matt Vejar	1980	
8.	6	David Olmedo-Barrera	2015
6	Corey Jones	2010	
6	Erik Komatsu	2008	
6	Brandon Tripp	2006	
6	Shane Costa	2002	
6	Dante Powell	1994	
6	John Bryant	1984	
6	Bobby Smith	1980	

TOTAL BASES

1.	208	Tim Wallach	1979
2.	204	Mark Kotsay	1995
3.	192	Mark Kotsay	1996
4.	191	Bob Caffrey	1984
5.	189	John Fishel	1984
6.	182	Spencer Oborn	1999
7.	177	Kurt Suzuki	2004
177	John Christensen	1981	
9.	174	Phil Nevin	1992
174	Mike Rubel	1981	

SLUGGING PERCENTAGE

1.	.797	Mark Kotsay	1996
2.	.795	Phil Nevin	1992
3.	.776	Mark Kotsay	1995
4.	.753	David Staton	1989
5.	.740	Tim Wallach	1979
6.	.722	Mike Rubel	1981
7.	.721	Ryan Owens	1999
8.	.720	John Christensen	1981
9.	.715	Aaron Rowand	1998
.715	Tim Wallach	1978	

WALKS

1.	66	Tom Thomas	1984
2.	65	Phil Nevin	1992
3.	61	Tom Thomas	1983
4.	59	Jeremy Giambi	1996
5.	55	Brian David	1982
6.	54	John Christensen	1980
7.	52	Jose Mota	1985
52	Dan Hanggie	1979	
52	Jeff Nichols	1978	
10.	51	Mark Pirruccello	1982

HIT BY PITCH

1.	30	David Bacani	1998
2.	26	Shane Costa	2002
3.	20	Shane Costa	2003
20	Danny Dorn	2003	
5.	19	Jeff Newman	2009
6.	18	Ivory Thomas	2011
18	Christian Colon	2009	
18	Reed Johnson	1998	
8.	17	Gary Brown	2009
17	Sergio Pedroza	2005	
17	C.J. Ankrum	1995	

SACRIFICE HITS

1.	25	Joe Scott	2009
2.	21	Christian Colon	2008
3.	19	Robert Guzman	2001
19	Shane Turner	1984	
5.	18	Keegan Dale	2014
18	Jack Jones	1995	
7.	17	Tony Martinez	1996
17	Jack Jones	1994	
9.	16	Josh Vargas	2015
16	Nate Rodriguez	1992	

STRIKEOUTS

1.	71	Bob Caffrey	1984
2.	65	Brandon Tripp	2006
3.	64	Brendan Bobo	2023
4.	63	Joe Scott	2007
5.	60	Ryan Owens	1998
6.	58	David Olmedo-Barrera	2015
58	Danny Dorn	2004	
8.	57	Aaron Rifkin	2001
9.	56	Ryan Owens	1999
10.	54	Kevin Duck	1998

TOUGHEST TO STRIKEOUT

MINIMUM 2 AB PER TEAM GAME

1.	37.0	Jody Robinson	1976
2.	33.1	Frank Vilorio	1977
3.	28.8	Jack Ramirez	1977
4.	22.4	Wayne Rudolph	1977
5.	19.7	Jack Ramirez	1976
6.	19.1	Wayne Rudolph	1978
7.	17.5	Gary Brown	2010
17.5	Mark Kotsay	1995	
17.5	Steve Sisco	1992	

STOLEN BASES

1.	66	Sam Favata	1979
2.	57	Bobby Smith	1980
3.	49	Brian David	1982
4.	48	Dante Powell	1994
5.	42	Dante Powell	1993
6.	41	Jeremy Carr	1993
7.	40	Brian David	1980
40	Wayne Rudolph	1978	
9.	38	Tom Thomas	1984
10.	36	Mark Baca	1987
36	Jack Ramirez	1976	

DIVISION I SINGLE-SEASON PITCHING RECORDS

APPEARANCES

1.	47*	Scott Wright	1984
2.	40	Chad Cordero	2003
3.	39	Ryan Paul	2006
39		Kirk Saarloos	1999
5.	38	Chad Cordero	2001
6.	37	Mark Chavez	1995
7.	34	Vinnie Pestano	2005
8.	33	Chad Cordero	2002
33		Kirk Saarloos	2000
33		Ted Silva	1994

* NCAA RECORD

INNINGS PITCHED

1.	162.2	Jason Windsor	2004
2.	155.0	Wes Roemer	2006
	155.0	Ricky Romero	2004
4.	153.0	Kirk Saarloos	2001
5.	152.2	Ted Silva	1995
6.	148.2	Todd Simmons	1984
	148.2	Dave Weatherman	1979
8.	148.1	Longo Garcia	1988
9.	146.0	Larry Navilhon	1979
	146.0	Eric Barry	1982

WINS

1.	18	Ted Silva	1995
2.	15	Kirk Saarloos	2001
15		Todd Simmons	1984
	15	Dave Weatherman	1979
5.	14	Lauren Gagnier	2006
14		Ricky Romero	2004
14		Larry Navilhon	1979
8.	13	Wes Roemer	2006
13		Ricky Romero	2005
13		Jason Windsor	2004
13		Tim Dixon	1995
13		Dan Naulty	1992
13		James Popoff	1992
13		Jack Reinholtz	1984

LOSSES

1.	9	Kyle Luckham	2021
2.	8	Matt Wise	1997
8		Dion Beck	1985
8		Tim Thompson	1982
5.	7	Wes Roemer	2007
7		Paul Johnson	1989
7		Mark Beck	1988
7		Jeff Robinson	1983
7		Tanner Bibee	2019
10.	6	Connor Seabold	2016
6		Longo Garcia	1988
6		Mike Harkey	1986
6		Curt Lewis	1977

WINNING PERCENTAGE

1.	1.000	Tim Dixon (13-0)	1995
	1.000	Justin Garza (12-0)	2013
	1.000	Matt Sorensen (12-0)	1999
	1.000	Benito Flores (12-0)	1998
	1.000	Eric Mustad (9-0)	1977
	1.000	Lance Gore (9-0)	1978
	1.000	Tommy Wilson (7-0)	2018
8.	.947	Ted Silva (18-1)	1995
9.	.933	Larry Navilhon (14-1)	1979
10.	.923	Dustin Miller (12-1)	2006
	.923	Dan Ricabal (12-1)	1994
	.923	Matt Wagner (12-1)	1994

SAVES

1.	22	Scott Wright	1984
2.	19	Michael Lorenzen	2013
3.	16	Tyler Peitzmeier	2015
16		Michael Lorenzen	2012
16		Nick Ramirez	2011
6.	15	Brett Conine	2017
7.	14	Chad Cordero	2001
8.	13	Vinnie Pestano	2006
13		Vinnie Pestano	2005
13		Ted Silva	1994

ERA

MINIMUM 60 INNINGS PITCHED

1.	1.17	Curt Lewis (100.0 IP)	1976
2.	1.48	Thomas Eshelman (115.2 IP)	2013
3.	1.58	Thomas Eshelman (137.0 IP)	2015
4.	1.64	Koby Gauna (60.1 IP)	2014
	1.64	Rich Rommel (77.0 IP)	1978
6.	1.69	Noe Ramirez (90.2 IP)	2011
7.	1.68	Grahamm Wiest (112.2)	2014
8.	1.72	Jason Windsor (162.2 IP)	2004
9.	1.83	Chad Cordero (64 IP)	2001
10.	1.89	Thomas Eshelman (123.2 IP)	2014

STRIKEOUTS

1.	166	Adam Johnson	2000
2.	162	Mark Beck	1988
3.	153	Kirk Saarloos	2001
4.	150	Wes Roemer	2007
5.	148	Jason Windsor	2004
6.	145	Wes Roemer	2006
7.	142	Ted Silva	1995
8.	139	Thomas Eshelman	2015
	139	Ricky Romero	2005
10.	136	Adam Johnson	1999

STRIKEOUTS PER 9 INN.

MINIMUM 60 INNINGS PITCHED

1.	12.52	Adam Johnson	2000
2.	10.91	Kirk Saarloos	2000
3.	10.80	Mark Beck	1988
4.	10.74	Blake Workman	2018
5.	10.49	Adam Johnson	1999
6.	10.40	Brian Tokarse	1997
7.	10.37	Connor Seabold	2016
8.	10.22	Noe Ramirez	2011
9.	10.07	Noe Ramirez	2010
10.	10.03	Tyler Pill	2011

COMPLETE GAMES

1.	13	Dan Boone	1975
2.	11	Jason Windsor	2004
11		Eric Barry	1982
4.	10	Longo Garcia	1988
10		Tim Thompson	1982
6.	9	Mike Harkey	1987
9		Curt Lewis	1977
8.	8	James Popoff	1992
8		Mark Beck	1988
8		Larry Casian	1987
8		Longo Garcia	1987
8		Dion Beck	1985
8		Todd Simmons	1984
8		Tim Thompson	1983
8		Dave Weatherman	1981

SHUTOUTS

1.	4	Kirk Saarloos	2001
4		Mike Parisi	1994
3.	3	Longo Garcia	1988
3		Jason Windsor	2004
3		Curt Lewis	1976
3		Tony Hudson	1979
7.	2	14 times, most recently by:	
		Thomas Eshelman	2015
		Grahamm Wiest	2014

WALKS

1.	86	Eric Barry	1982
2.	80	Mike Belanger	1985
3.	73	Dion Beck	1985
4.	71	Mark Beck	1988
5.	70	Longo Garcia	1987
6.	69	Tim Thompson	1982
7.	67	Mike Parisi	1994
8.	64	Longo Garcia	1988
9.	63	Eddie Delzer	1983
10.	60	Tim Dixon	1995

FEWEST WALKS PER 9 INN.

MINIMUM 60 INNINGS PITCHED

1.	0.23*	Thomas Eshelman	2013
2.	0.41	Wes Roemer	2006
3.	0.46	Thomas Eshelman	2015
4.	0.58	Thomas Eshelman	2014
5.	0.93	Colin O'Connell	2011
6.	0.94	Fynn Chester	2023
7.	0.96	Grahamm Wiest	2014
8.	0.97	Connor Seabold	2016
9.	1.00	Paco Chavez	1992
10.	1.02	Dylan Floro	2012

*NCAA Record

STRIKEOUT : WALK RATIO

MINIMUM 1 IP PER TEAM GAME OR 50 K'S

1.	27.7	Thomas Eshelman (83:3)	2013
2.	20.7	Wes Roemer (145:7)	2006
3.	19.9	Thomas Eshelman (139:7)	2015
4.	12.4	Thomas Eshelman (99:8)	2014
5.	10.7	Connor Seabold (96:9)	2016
6.	7.2	Grahamm Wiest (86:12)	2014
7.	7.0	Fynn Chester (42:6)	2023
8.	6.9	Colin O'Connell (55:8)	2011
9.	6.8	Koby Gauna (54:8)	2014
6.8		Wes Roemer (150:22)	2007

GAMES STARTED

1.	22	Ricky Romero	2004
22		Todd Simmons	1984
3.	20	Wes Roemer	2006
20		Larry Navilhon	1979
20		Tony Hudson	1979
20		Dave Weatherman	1979
20		Jack Reinholtz	1984
20		Dan Naulty	1992
9.	19	12 times, most recently by:	
		Wes Roemer	2007
		Jeff Kaplan	2007

HIT BATTERS

1.	23	Wes Roemer	2006
2.	21	Wes Roemer	2007
3.	20	Daniel Renken	2010
20		Kyle Luckham	2021



Thomas Eshelman posted a staggering 27.7 to 1 strikeout-to-walk ratio in 2013, setting a new Titans record. He also allowed a miniscule 0.23 walks-per-nine innings, setting both a new Titans and NCAA record. He received seven All-American awards and three freshman pitcher of the year awards as a rookie.

5.	18	Wes Roemer	2005
6.	17	Jordan DeJong	2002
17		Dan Naulty	1992
8.	16	Wes Littleton	2002
9.	15	Noe Ramirez	2009
15		Dustin Miller	2006
15		Dan Ricabal	1993
15		Dan Naulty	1991

WILD PITCHES

1.	14	Ricky Romero	2004
2.	13	Blake Workman	2017
13		Mike Harkey	1986
13		Tim Thompson	1983
5.	12	Tyler Pill	2011
6.	11	Darric Merrell	2001
11		Brent Billingsley	1996
11		Mike Harkey	1985
11		Ed Delzer	1984
11		Jason Blood	2023
10.	10	Willie Kuhl	2014
10		Daniel Renken	2009
10		Tim Dixon	1995
10		Tom Dillon	1995
10		Ted Silva	1993
10		Jame Popoff	1992
10		Trevor Hinkel	2023
10		Evan Yates	2023

LOWEST OPPONENT AVG.

MINIMUM 60 INNINGS PITCHED

1.	.160	Ryan Schreppel (70.1 IP)	2005
2.	.176	Jason Windsor (162.2 IP)	2004
3.	.179	Blake Quinn (66.2 IP)	2016
	.179	Noe Ramirez (90.2 IP)	2011
5.	.183	Kirk Saarloos (153.0 IP)	2001
6.	.189	Chad Cordero (64.0 IP)	2001
7.	.194	Adam Johnson (119.1 IP)	2000
8.	.195	Mike Belanger (84.0 IP)	1986
9.	.196	Paco Chavez (63.0 IP)	1992
10.	.199	Mark Beck (78.0 IP)	1987
	.199	Kirk Saarloos (66.0 IP)	2000


DIVISION I CAREER HITTING RECORDS



Shane Costa




Danny Dorn




Andre David




Chris Beck



John Christensen



Dante Powell




Tom Thomas



Robert Guzman



Jack Jones



Brent Mayne



Kurt Suzuki

GAMES

1.	295*	John Fishel	(82-85)
2.	253	Justin Turner	(03-06)
3.	246	Shane Turner	(82-85)
4.	240	Danny Dorn	(03-06)
5.	237	Mark Pirruccello	(79-82)
6.	236	David Bacani	(98-01)
7.	228	Steve Chatham	(95-98)
8.	226	Carlos Lopez	(10-13)
9.	216	Jason Corapci	(00-03)
10.	210	D.C. Olsen	(92-95)

* NCAA RECORD

AT BATS

1.	1114*	John Fishel	(82-85)
2.	1008	Justin Turner	(03-06)
3.	914	David Bacani	(98-01)
4.	849	Carlos Lopez	(10-13)
5.	848	Shane Turner	(82-85)
6.	807	Danny Dorn	(03-06)
7.	771	Mark Pirruccello	(79-82)
8.	766	Christian Colon	(08-10)
9.	763	Ronnie Prettyman	(03-05)
10.	745	Jason Corapci	(00-03)

* NCAA RECORD

BATTING AVERAGE

MINIMUM 350 CAREER AT BATS

1.	.404	Mark Kotsay	(94-96)
2.	.392	Tim Wallach	(78-79)
3.	.390	Kurt Suzuki	(02-04)
4.	.385	Andre David	(79-80)
5.	.373	Brent Mayne	(88-89)
6.	.372	Shane Costa	(01-03)
7.	.370	Jerome Alviso	(96-97)
8.	.368	Chris Beck	(97-00)
9.	.367	Maté Borgogno	(88-90)
10.	.366	Matt Vejar	(79-80)

HOME RUNS

1.	50	Mark Pirruccello	(79-82)
2.	45	Mark Kotsay	(94-96)
	45	John Fishel	(82-85)
	45	Mike Rubel	(79-82)
5.	42	John Christensen	(79-81)
6.	40	Bob Caffrey	(82-84)
7.	39	Phil Nevin	(90-92)
8.	39	Tim Wallach	(78-79)
9.	35	Nick Ramirez	(09-11)
10.	34	Ryan Owens	(97-99)

RUNS BATTED IN

1.	281	John Fishel	(82-85)
2.	216	Mark Kotsay	(94-96)
3.	215	Mark Pirruccello	(79-82)
4.	205	Danny Dorn	(03-06)
5.	184	Phil Nevin	(90-92)
6.	182	Tim Wallach	(78-79)
7.	174	Mike Rubel	(79-82)
8.	174	John Christensen	(79-81)
9.	169	Jared Clark	(05-09)
10.	163	Ryan Owens	(97-99)

HITS

1.	379	John Fishel	(82-85)
2.	331	Justin Turner	(03-06)
3.	307	David Bacani	(98-01)
4.	287	Carlos Lopez	(10-13)
5.	276	Shane Turner	(82-85)
6.	267	Christian Colon	(08-10)
7.	259	Mark Kotsay	(94-96)
8.	258	Danny Dorn	(03-06)
9.	253	Ronnie Prettyman	(03-05)
10.	251	Phil Nevin	(90-92)

RUNS

1.	268	David Bacani	(98-01)
2.	234	John Fishel	(82-85)
3.	217	John Christensen	(79-81)
4.	214	Christian Colon	(08-10)
5.	202	Justin Turner	(03-06)
6.	201	Mark Kotsay	(94-96)
7.	190	Danny Dorn	(03-06)
8.	187	Reed Johnson	(97-99)
9.	183	Dante Powell	(92-94)
	183	Phil Nevin	(90-92)

DOUBLES

1.	72	John Fishel	(82-85)
2.	63	Shane Costa	(01-03)
	63	David Bacani	(98-01)
4.	61	Justin Turner	(03-06)
5.	60	Mark Kotsay	(94-96)
6.	56	Nick Ramirez	(09-11)
7.	55	Mark Pirruccello	(79-82)
8.	54	Danny Dorn	(03-06)
	54	Shane Turner	(82-85)
10.	53	Carlos Lopez	(10-13)

TRIPLES

1.	19	Hank LoForte	(16-19)
2.	18	Dante Powell	(92-94)
3.	17	Gary Brown	(08-10)
4.	14	Blake Davis	(04-06)
5.	11	Ronnie Prettyman	(03-05)
	11	Shane Costa	(01-03)
	11	David Bacani	(98-01)
	11	Mark Kotsay	(94-96)
9.	10	Michael Lorenzen	(11-13)
	10	Carlos Lopez	(10-13)
	10	Corey Jones	(07-10)
	10	C.J. Ankrum	(95-97)
	10	Jose Mota	(83-85)

TOTAL BASES

1.	596	John Fishel	(82-85)
2.	476	Mark Kotsay	(94-96)
3.	452	David Bacani	(98-01)
4.	449	Mark Pirruccello	(79-82)
5.	435	Phil Nevin	(90-92)
6.	432	John Christensen	(79-81)
7.	430	Justin Turner	(03-06)
8.	412	Christian Colon	(08-10)
9.	402	Carlos Lopez	(10-13)
10.	399	Danny Dorn	(03-06)

SLUGGING PERCENTAGE

MINIMUM 350 CAREER AT BATS

1.	.743	Mark Kotsay	(94-96)
2.	.729	Tim Wallach	(78-79)
3.	.636	Mike Rubel	(79-82)
4.	.631	Phil Nevin	(90-92)
5.	.615	John Christensen	(79-81)
6.	.604	Bob Caffrey	(82-84)
7.	.600	Keith Kaub	(87-88)
8.	.599	Kurt Suzuki	(02-04)
9.	.582	Mark Pirruccello	(79-82)
10.	.581	Ryan Owens	(97-99)

ON-BASE PERCENTAGE

MINIMUM 350 CAREER AT BATS

1.	.491	Kurt Suzuki	(02-04)
2.	.481	Mark Kotsay	(94-96)
3.	.476	Jeremy Giambi	(94-96)
4.	.473	Tom Thomas	(83-84)
5.	.472	Brian David	(81-82)
6.	.471	Phil Nevin	(90-92)
7.	.470	Jeff Nichols	(75-78)
8.	.466	Tim Wallach	(78-79)
9.	.461	John Christensen	(79-81)
10.	.458	C.J. Ankrum	(95-97)

WALKS

1.	151	David Bacani	(98-01)
2.	140	Phil Nevin	(90-92)
3.	138	Mark Pirruccello	(79-82)
4.	134	John Christensen	(79-81)
5.	127	Tom Thomas	(83-84)
6.	121	Mike Rubel	(79-82)
7.	119	John Fishel	(82-85)
8.	117	Danny Dorn	(03-06)
	117	Jeremy Giambi	(94-96)
10.	116	Dan Hanggie	(78-80)

HIT BY PITCH

1.	58	David Bacani	(98-01)
2.	57	Shane Costa	(01-03)
3.	46	Danny Dorn	(03-06)
	46	Justin Turner	(03-06)
5.	45	C. J. Ankrum	(95-97)
6.	44	Christian Colon	(08-10)
7.	41	Reed Johnson	(97-99)
8.	37	Gary Brown	(08-10)
9.	34	Corey Jones	(07-10)
10.	33	Michael Lorenzen	(11-13)

SACRIFICE HITS

1.	47	Jack Jones	(94-96)
2.	44	Joe Scott	(06-09)
3.	41	Shane Turner	(82-85)
4.	38	Richy Pedroza	(10-13)
	38	Justin Turner	(03-06)
5.	36	Keegan Dale	(11-14)
6.	31	Christian Colon	(08-10)
	31	Robert Guzman	(99-01)
8.	30	Nate Rodriguez	(92-93)
9.	29	David Bacani	(98-01)
	29	Tony Martinez	(95-96)

STOLEN BASES

1.	109	Dante Powell	(92-94)
2.	99	Sam Favata	(78-80)
3.	83	John Fishel	(82-85)
4.	80	Gary Brown	(08-10)
5.	72	Tom Thomas	(83-84)
6.	70	David Bacani	(98-01)
7.	69	Brian David	(81-82)
8.	67	Bobby Smith	(79-80)
	67	Wayne Rudolph	(77-78)
10.	61	Jack Ramirez	(76-77)


STRIKEOUTS

1.	169	Danny Dorn	(03-06)
2.	159	Ryan Owens	(97-99)
3.	148	Aaron Rifkin	(99-01)
4.	143	Brendan Bobo	(21-23)
5.	137	Jared Clark	(05-09)
6.	135	Mark Pirruccello	(79-82)
7.	132	D.C. Olsen	(92-95)
8.	129	Justin Turner	(03-06)
9.	128	David Bacani	(98-01)
10.	126	Jack Jones	(94-96)

TOUGHEST TO STRIKEOUT

MINIMUM 2 SEASONS, 2 AB PER TEAM GAME

1.	23.5	Jack Ramirez	(76-77)
2.	20.8	Andre David	(79-80)
3.	20.7	Wayne Rudolph	(77-78)
4.	15.5	Jody Robinson	(75-76)
5.	15.1	Brian David	(81-82)
6.	15.0	John Alvarez	(76-77)
7.	14.4	Brent Mayne	(88-89)
8.	14.0	Jose Mota	(83-85)
9.	13.9	Frank Vilorio	(77-78)
10.	13.4	Glenn Robertson	(79-80)



Mark Pirruccello is one of the greatest power hitters to have come through Cal State Fullerton. He holds the school record for career home runs (50) and ranks third in RBI (215), fourth in total bases (449) and ninth in slugging percentage (.582) over a four-year Titan career (1979-82).

DIVISION I CAREER PITCHING RECORDS



LEFT: Workhorse Dave Weatherman has left his mark on the CSF career record books leading numerous categories including innings pitched (453.1), wins (42) and complete games (25) from 1978 to 1981.

RIGHT: Nick Ramirez tied Chad Cordero's career saves record in 2011, closing down 16 games and boosting his career total to 34 saves. He and Mark Kotsay are the most recognized two-way players in the school's history, appearing on the school's career home runs, doubles and saves Top 10s.



APPEARANCES

1.	127	...	Kirk Saarloos	(98-01)
2.	111	...	Chad Cordero	(01-03)
3.	110	...	Scott Wright	(81-84)
4.	99	...	Adam Jorgenson	(05-08)
5.	98	...	Tyler Peitzmeier	(12-15)
6.	95	...	Chris Robinson	(88-91)
7.	94	...	Ted Silva	(93-95)
8.	93	...	Vinnie Pestano	(04-06)
9.	87	...	Willie Kuhl	(12-15)
10.	79	...	Sean Martin	(00-03)
	79	...	Jeff Robinson	(80-83)

INNINGS PITCHED

1.	453.1	...	Dave Weatherman	(78-81)
2.	389.0	...	Wes Roemer	(05-07)
3.	386.0	...	James Popoff	(89-92)
4.	376.1	...	Thomas Eshelman	(13-15)
5.	368.2	...	Tim Thompson	(80-83)
6.	345.1	...	Ricky Romero	(03-05)
7.	344.0	...	Kirk Saarloos	(98-01)
8.	333.0	...	Mike Harkey	(85-87)
9.	330.1	...	Todd Simmons	(82-84)
10.	326.1	...	Jim Sutton	(78-81)

WINS

1.	42	...	Dave Weatherman	(78-81)
2.	33	...	Kirk Saarloos	(98-01)
3.	33	...	Todd Simmons	(82-84)
4.	32	...	James Popoff	(89-92)
	32	...	Tim Thompson	(80-83)
6.	31	...	Wes Roemer	(05-07)
7.	31	...	Jim Sutton	(78-81)
8.	30	...	Ricky Romero	(03-05)
9.	29	...	Noe Ramirez	(09-11)
	29	...	Jon Smith	(98-01)

LOSSES

1.	21	...	Tanner Bibbee	(18-21)
2.	16	...	Jeff Robinson	(80-83)
3.	15	...	Connor Seabold	(14-17)
4.	13	...	Chris Robinson	(88-91)
	13	...	Paul Johnson	(86-89)
	13	...	Tim Thompson	(80-83)
7.	12	...	Grahamm Wiest	(12-14)
	12	...	Wes Roemer	(05-07)
	12	...	Kirk Saarloos	(98-01)
	12	...	Adam Johnson	(98-00)
	12	...	James Popoff	(89-92)
	12	...	Mike Harkey	(85-87)

WINNING PERCENTAGE

1.	1.000	...	Matt Sorensen (17-0)	(99-00)
	1.000	...	Lance Gore (16-0)	(76-78)
3.	.900	...	Jack Reinholtz (18-2)	(83-84)
	.900	...	Larry Navilhon (18-2)	(79-80)
5.	.875	...	Dustin Miller (21-3)	(03, 06)
	.875	...	Huck Flener (21-3)	(88-90)
7.	.852	...	Dan Ricabal (23-4)	(93-94)
8.	.842	...	Eric Mustad (16-3)	(76-77)
9.	.825	...	Todd Simmons (33-7)	(82-84)

SAVES

1.	35	...	Michael Lorenzen	(11-13)
2.	34	...	Nick Ramirez	(09-11)
	34	...	Chad Cordero	(01-03)
4.	32	...	Scott Wright	(81-84)
5.	27	...	Vinnie Pestano	(04-06)
6.	26	...	Ted Silva	(93-95)
7.	25	...	Brett Conine	(16-18)
8.	22	...	Adam Jorgenson	(05-08)
	22	...	Kirk Saarloos	(98-01)
10.	17	...	Tyler Peitzmeier	(12-15)

ERA

MINIMUM 150 CAREER INNINGS PITCHED

1.	1.65	...	Thomas Eshelman	(13-15)
2.	1.81	...	Jason Windsor	(03-04)
3.	1.93	...	Curt Lewis	(75-77)
4.	2.09	...	Chad Cordero	(01-03)
5.	2.20	...	Colton Eastman	(16-18)
6.	2.29	...	Dan Boone	(75-76)
7.	2.34	...	Eddie Delzer	(83-84)
8.	2.37	...	Koby Gauna	(12-14)
9.	2.57	...	Noe Ramirez	(09-11)
10.	2.63	...	Grahamm Wiest	(12-14)

STRIKEOUTS

1.	366	...	Wes Roemer	(05-07)
2.	365	...	Adam Johnson	(98-00)
3.	358	...	Kirk Saarloos	(98-01)
4.	322	...	Noe Ramirez	(09-11)
5.	321	...	Thomas Eshelman	(13-15)
6.	312	...	Tim Thompson	(80-83)
7.	311	...	Ricky Romero	(03-05)
8.	295	...	James Popoff	(89-92)
9.	294	...	Connor Seabold	(14-17)
10.	281	...	Mike Harkey	(85-87)
	281	...	Todd Simmons	(82-84)

STRIKEOUTS PER 9 INN.

MINIMUM 150 CAREER INNINGS PITCHED

1.	11.97	...	Adam Johnson	(98-00)
2.	10.80	...	Chad Cordero	(01-03)
3.	10.27	...	Mark Beck	(87-88)
4.	9.45	...	Connor Seabold	(14-17)
5.	9.42	...	Noe Ramirez	(09-11)
	9.37	...	Kirk Saarloos	(98-01)
7.	8.74	...	Ted Silva	(93-95)
8.	8.47	...	Wes Roemer	(05-07)
9.	8.34	...	Mike Belanger	(85-86)
10.	8.33	...	Adam Jorgenson	(05-08)

COMPLETE GAMES

1.	25	...	Dave Weatherman	(78-81)
2.	21	...	Tim Thompson	(80-83)
3.	19	...	Dan Boone	(75-76)
4.	18	...	Longo Garcia	(87-88)
	18	...	Mike Harkey	(85-87)
6.	17	...	Eric Barry	(80-82)
7.	15	...	Todd Simmons	(82-84)
8.	14	...	Jim Sutton	(78-81)
	14	...	Tony Hudson	(78-80)
	14	...	Curt Lewis	(75-77)

WALKS

1.	189	...	Dave Weatherman	(78-81)
2.	171	...	Tim Thompson	(80-83)
3.	148	...	Jim Sutton	(78-81)
4.	143	...	Eric Barry	(80-82)
5.	134	...	Longo Garcia	(87-88)
6.	131	...	Mike Belanger	(85-86)
7.	126	...	Jeff Robinson	(80-83)
8.	124	...	Huck Flener	(88-90)
9.	120	...	Mark Beck	(87-88)
	120	...	Mike Harkey	(85-87)

FEWEST WALKS PER 9 INN.

MINIMUM 150 CAREER INNINGS PITCHED

1.	0.43	...	Thomas Eshelman	(13-16)
2.	1.02	...	Wes Roemer	(05-07)
3.	1.14	...	Koby Gauna	(12-14)
4.	1.27	...	Grahamm Wiest	(12-14)
5.	1.28	...	Dylan Floro	(10-12)
6.	1.41	...	Connor Seabold	(14-17)
7.	1.60	...	Justin Garza	(13-15)
	1.60	...	Jason Windsor	(03-04)
9.	1.65	...	Tyler Pill	(09-11)
10.	1.77	...	Dan Boone	(75-76)

STRIKEOUT : WALK RATIO

MINIMUM 1 IP PER TEAM GAME OR 50 K'S

1.	17.8	...	Thomas Eshelman (321:18)(13-15)
2.	8.3	...	Wes Roemer (366:44)..... (05-07)
3.	6.7	...	Connor Seabold (294:44)(14-17)
4.	5.7	...	Brett Conine (109:19)..... (16-18)
5.	5.4	...	Sean Martin (91:17)..... (00-03)
6.	5.3	...	Chad Cordero (212:40)..... (01-03)
7.	5.1	...	Koby Gauna (118:23)..... (12-14)
	5.1	...	Grahamm Wiest (219:43)..... (12-14)
	5.1	...	Noe Ramirez (322:63)..... (09-11)
10.	5.0	...	Tyler Pill (242:48)..... (09-11)

GAMES STARTED

1.	61	...	Dave Weatherman	(78-81)
2.	53	...	James Popoff	(89-92)
3.	52	...	Jon Smith	(98-01)
4.	50	...	Thomas Eshelman	(13-15)
5.	49	...	Wes Roemer	(05-07)
6.	48	...	Daniel Renken	(08-10)
7.	48	...	John Gavin	(15-17)
8.	47	...	Tim Thompson	(80-83)
9.	46	...	Ricky Romero	(03-05)
	46	...	Jim Sutton	(78-81)

HITS ALLOWED

1.	437	...	Dave Weatherman	(80-83)
2.	388	...	James Popoff	(89-92)
3.	361	...	Tim Thompson	(80-83)
4.	356	...	Wes Roemer	(05-07)
5.	331	...	Mike Harkey	(85-87)
6.	312	...	Jim Sutton	(78-81)
7.	304	...	Jeff Robinson	(80-83)
8.	296	...	Ricky Romero	(03-05)
9.	294	...	Daniel Renken	(08-10)
10.	291	...	Thomas Eshelman	(13-15)

RUNS ALLOWED


1.	211	...	James Popoff	(89-92)
2.	204	...	Dave Weatherman	(80-83)
3.	180	...	Tim Thompson	(80-83)
4.	164	...	Mike Harkey	(85-87)
5.	162	...	Jeff Robinson	(80-83)
6.	161	...	Jim Sutton	(78-81)
7.	153	...	Huck Flener	(88-90)
	153	...	Eric Barry	(80-82)
9.	145	...	Daniel Renken	(08-10)
10.	144	...	Wes Roemer	(05-07)

LOWEST OPPONENT AVG.

MINIMUM 150 CAREER INNINGS PITCHED

1.	.192	...	Jason Windsor (258 IP)..... (03-04)
2.	.204	...	Chad Cordero (176.2 IP)..... (01-03)
3.	.212	...	Adam Johnson (274.1 IP)..... (98-00)
4.	.212	...	Thomas Eshelman (376.1 IP)..... (13-15)
5.	.214	...	Noe Ramirez (307.2 IP)..... (09-11)
6.	.217	...	Ryan Schreppel (187.1 IP)..... (03-05)
7.	.218	...	Mark Beck (213 IP)..... (87-88)
8.	.219	...	Kirk Saarloos (344 IP)..... (98-01)
9.	.221	...	Grahamm Wiest (304 IP)..... (12-14)
10.	.225	...	Lauren Gagnier (186 IP)..... (04-06)

FIELDING AND FRESHMAN RECORDS



Justin Turner

SINGLE-SEASON
FIELDING

PUTOUTS

1.	578....	Aaron Rifkin	2001
2.	575....	Brett Pill	2006
3.	561....	C.J. Ankrum	1996
4.	546....	Brett Pill	2005
5.	545....	Steve Sisco.....	1990
6.	536....	Mike Rubel	1980
7.	534....	Chris Beck	1999
8.	532....	Carlos Lopez.....	2013
9.	529....	C.J. Ankrum	1997
10.	525....	Richie Burgos.....	2003

ASSISTS

1.	234....	Sam Favata	1980
2.	224....	Glenn Robertson.....	1980
3.	219....	Christian Colon	2010
4.	217....	Shane Turner	1985
5.	201....	Bob Bright	1983
6.	201....	Mate Borgogno	1990
7.	200....	Shane Turner	1984
8.	196....	Jack Jones.....	1995
9.	195....	Mike Ross.....	1988
10.	194....	David Bacani.....	2001

ERRORS

1.	29.....	Mate Borgogno	1989
2.	27.....	Ryan Owens	1998
3.	26.....	Shane Turner	1984
4.	24.....	Mike Halasz	1984
5.	23.....	Ralph Ramirez	1989
6.	23.....	Shane Turner	1985
7.	22.....	Jack Jones.....	1995
8.	22.....	Jack Jones.....	1994
9.	21.....	Dick Vitato	1981
10.	20.....	Jack Jones.....	1996
	20.....	Randy Graves	1989
	20.....	Bob Bright	1983

FIELDING PERCENTAGE

MINIMUM 100 CHANCES			
C	1.000	Chad Wallach	2013
C	1.000	Kurt Suzuki	2003
C	1.000	P.J. Pilittere.....	2003
1B	1.000	Paul Cameron	1986
1B	1.000	Jake Pavletich	2017
1B	.995...	Carlos Lopez	2013
1B	.995...	Tanner Pinkston.....	2014
INF	.993...	Anthony Trajano.....	2011
INF	.992...	Justin Turner	2005
C	.992...	Daniel Cope	2018
INF	.991...	Carlos Lopez	2012
INF	.986...	Justin Turner	2004
INF	.985...	Joe Scott.....	2009
INF	.981...	Justin Turner	2003
INF	.981...	Corey Jones.....	2010
OF	1.000	Robert Guzman	2001
OF	1.000	Alan Stankiewicz.....	1985
OF	1.000	Reed Johnson.....	1998
OF	1.000	Jeremy Giambi.....	1996

DID YOU KNOW:

Justin Turner holds four single-season fielding percentage records as an infielder and posted a .985 career mark - the highest career fielding percentage by any middle infielder.

CAREER FIELDING

PUTOUTS

1.	1394 .	Mike Rubel	(79-82)
2.	1283 .	D.C. Olsen	(92-95)
3.	1224 .	Brett Pill	(04-06)
4.	1198 .	John Curtis	(03-07)
5.	1197 .	P.J. Pilittere	(01-04)
6.	1159 .	C.J. Ankrum	(95-97)
7.	1132 .	Carlos Lopez	(10-13)
8.	1096 .	Jared Clark	(05-09)
9.	1023 .	Nick Ramirez	(09-11)
10.	945....	Aaron Rifkin	(99-01)

ASSISTS

1.	673....	David Bacani.....	(98-01)
2.	656....	Justin Turner	(03-06)
3.	636....	Shane Turner	(82-85)
4.	547....	Christian Colon	(08-10)
5.	493....	Jack Jones.....	(94-96)
6.	467....	Richy Pedroza.....	(10-13)
7.	459....	Mark Razook	(86-88)
8.	414....	Phil Nevin.....	(90-92)
9.	403....	Bob Bright	(81-83)
10.	402....	Steve Sisco.....	(90-92)

ERRORS

1.	81.....	Shane Turner	(82-85)
2.	64.....	Jack Jones.....	(94-96)
3.	61.....	Ryan Owens	(97-99)
4.	44.....	Phil Nevin.....	(90-92)
5.	42.....	Christian Colon	(08-10)
6.	40.....	David Bacani.....	(98-01)
7.	39.....	Mark Razook	(86-88)
8.	38.....	Blake Davis	(04-06)
	38.....	Shawn Norris	(99-01)
	38.....	Mate Borgogno	(87-90)

FIELDING PERCENTAGE

MINIMUM 200 CHANCES			
1.	1.000	Andy Pasillas (260-32-0).....	(75-76)
2.	.997...	Matt Wallach (324-29-1).....	(07)
3.	.996...	Kurt Suzuki (841-80-4).....	(02-04)
	.996...	Robert Guzman (222-11-1).....	(99-01)
	.996...	Jeremy Giambi (225-10-1).....	(94-96)
6.	.995...	Brandon Tripp (207-6-1).....	(04-06)
	.995...	Nick Fitzgerald (336-27-2).....	(01-02)
8.	.993...	P.J. Pilittere (1197-121-9).....	(01-04)
	.993...	Paul Cameron (258-20-2).....	(86-87)
10.	.992...	Carlos Lopez (1132-90-10).....	(10-13)

FRESHMAN HITTING RECORDS

CATEGORY.....	STAT.....	PLAYER.....	YEAR
Batting Average372.....	Mark Kotsay	1994
Games.....	72.....	John Fishel	1982
At Bats.....	252.....	John Fishel	1982
Runs.....	60.....	C.J. Ankrum	1995
Hits.....	86.....	Phil Nevin	1990
Doubles.....	17.....	Ryan Owens	1997
Triples	9.....	Dante Powell	1992
Home Runs	14.....	Phil Nevin	1990
RBI.....	54.....	Danny Dorn	2003
Total Bases.....	150.....	Phil Nevin	1990
Slugging Percentage.....	.625.....	Phil Nevin	1990
Walks.....	44.....	Phil Nevin	1990
Hit by Pitch.....	30.....	David Bacani	1998
Strikeouts	48.....	Jack Jones	1994
On-base Percentage486.....	David Bacani	1998
Sac hits	21.....	Christian Colon	2008
Stolen Bases.....	25.....	Gary Brown	2008
Putouts.....	536.....	Mike Rubel	1980
Assists	163.....	David Bacani	1998
Errors.....	22.....	Jack Jones	1984
Fielding Percentage.....	1.000.....	Kurt Suzuki	2002



Pictured are freshman infielders C.J. Ankrum (left) and Phil Nevin (right bottom) and pitcher Tyler Pill.

FRESHMAN PITCHING RECORDS

CATEGORY.....	STAT.....	PLAYER.....	YEAR
ERA.....	1.48.....	Thomas Eshelman.....	2013
Wins.....	12.....	Thomas Eshelman/Justin Garza	2013
Losses.....	5.....	Grahamm Wiest.....	2012
Appearances	5.....	Daniel Renken	2008
Games Started	38.....	Chad Cordero	2001
Complete Games.....	18.....	Dustin Miller	2003
	5.....	Dave Weatherman	1978
	5.....	Mark Beck	1987
Shutouts	2.....	Dylan Floro	2010
	2.....	Tyler Pill	2009
Saves	14.....	Chad Cordero	2001
Innings Pitched	115.2.....	Thomas Eshelman.....	2013
Hits Allowed	107.....	Darric Merrell	2001
Runs Allowed	49.....	Darric Merrell	2001
	49.....	Daniel Renken	2008
Earned Runs Allowed.....	46.....	Tyler Pill	2009
Walks.....	49.....	Mark Beck	1987
Strikeouts	100.....	Colton Eastman	2016
Wild Pitches	100.....	Noe Ramirez	2009
	11.....	Darric Merrell	2001
	11.....	Mike Harkey	1985
Hit Batters.....	18.....	Wes Roemer	2005
Winning %.....	1.000 (12-0).....	Thomas Eshelman.....	2013

TEAM RECORDS

HITTING

BATTING AVG.

1.338.....	1999
2.337.....	2010
337.....	1980
4.336.....	1995
5.333.....	1997
6.331.....	1998
331.....	1996
8.330.....	1979
9.329.....	2009
329.....	2003

AT BATS

1.2,886.....	1984
2.2,538.....	1979
3.2,459.....	2004
4.2,390.....	1982
5.2,375.....	1985
6.2,358.....	1980
7.2,355.....	1983
8.2,338.....	2003
9.2,319.....	1997
10.2,308.....	2001

HITS

1.902.....	1984
2.838.....	1979
3.802.....	2004
4.794.....	1980
5.775.....	1995
6.773.....	1999
773.....	1997
8.769.....	2003
9.763.....	2010
10.748.....	1998

HITS PER GAME

1.12.1.....	1999
12.1.....	1997
3.11.9.....	2010
4.11.7.....	2003
11.7.....	1998
11.7.....	1995
11.7.....	1980
8.11.6.....	2004
9.11.4.....	2000
11.4.....	1996
11.4.....	1988

RUNS

1.619.....	1984
619.....	1979
3.595.....	1980
4.588.....	1999
5.577.....	1998
6.571.....	1995
7.531.....	1992
8.527.....	1996
9.519.....	2003
10.518.....	2004

RUNS PER GAME

1.9.2.....	1999
2.9.0.....	1998
3.8.8.....	1980
4.8.7.....	1995
5.8.6.....	1996
6.8.4.....	1992
7.8.3.....	1979
8.7.9.....	2003
7.9.....	1997
7.9.....	1994
7.9.....	1981

DOUBLES

1.167.....	1998
2.166.....	1997
3.160.....	2003
160.....	1979
5.154.....	2001
154.....	1996
154.....	1984
8.151.....	2010
151.....	2004
10.150.....	1995

TRIPLES

1.28.....	1998
2.27.....	2010
27.....	1995
4.26.....	1986
5.25.....	2005
25.....	2003
25.....	1979
8.24.....	2013
24.....	2011
24.....	1987
24.....	1984

HOME RUNS

1.93.....	1998
93.....	1981
3.91.....	1999
4.88.....	1995
5.83.....	1979
6.78.....	1984
78.....	1980
8.76.....	1992
9.71.....	1982
10.69.....	1996

RUNS BATTED IN

1.553.....	1984
2.537.....	1979
3.533.....	1999
4.521.....	1998
521.....	1995
6.488.....	1996
488.....	1980
8.481.....	1981
9.470.....	2004
10.469.....	1992

TOTAL BASES

1.1,338.....	1984
2.1,272.....	1979
3.1,250.....	1998
4.1,243.....	1995
5.1,237.....	1999
6.1,207.....	1980
7.1,163.....	2010
8.1,137.....	1981
9.1,134.....	2004
10.1,133.....	1997

SLUGGING PCT.

1.553.....	1998
2.541.....	1999
3.539.....	1995
4.523.....	1981
5.516.....	1996
6.513.....	2010
7.512.....	1980
8.511.....	1979
9.505.....	1992
10.489.....	1997

STOLEN BASES

1.209.....	1980
2.202.....	1979
3.181.....	1982
4.176.....	1978
5.144.....	1999
6.128.....	1984
7.126.....	2008
8.125.....	2009
125.....	1983
10.124.....	1994

WALKS

1.403.....	1982
2.400.....	1979
3.363.....	1992
4.352.....	1985
5.351.....	1983
351.....	1981
7.336.....	1980
8.335.....	1994
9.332.....	1984
10.314.....	1996

STRIKEOUTS

1.499.....	2015
2.456.....	2004
3.434.....	2007
4.432.....	2005
5.422.....	2001
422.....	2017
7.420.....	2014
8.415.....	1999
9.399.....	2000
10.397.....	1998

SACRIFICE HITS

1.90.....	1994
2.88.....	1995
3.85.....	1996
4.81.....	1980
5.79.....	2011
79.....	2008
7.78.....	2009
8.76.....	2014
76.....	1982
10.74.....	2004

SACRIFICE FLIES

1.54.....	1979
2.47.....	2004
3.43.....	1992
4.42.....	2009
5.40.....	1984
6.39.....	2001
7.38.....	1996
38.....	1995
9.37.....	1998
10.35.....	1999

MISCELLANEOUS

GAMES

1.86.....	1984
2.75.....	1979
3.74.....	1982
4.73.....	1983
5.69.....	2004
69.....	1985
7.68.....	1980
8.66.....	2003
66.....	2001
66.....	1995

WINNING PCT.

1.864 (57-9).....	1995
2.836 (51-10).....	2013
3.807 (60-14).....	1979
4.781 (50-14).....	1999
5.772 (44-13).....	1978
6.769 (50-15).....	2006
7.767 (66-20).....	1984
8.762 (48-15).....	1976
9.759 (44-14).....	1977
10.758 (50-16).....	2003

WINS

1.66.....	1984
2.60.....	1979
3.57.....	1995
4.51.....	2013
51.....	1982
5.50.....	2006
50.....	2003
50.....	1999
50.....	1983
9.49.....	1980
10.48.....	2001
48.....	1976

LOSSES

1.32.....	1985
2.27.....	1989
3.25.....	2015
25.....	2007
5.24.....	2017
24.....	2014
24.....	1997
8.23.....	2016
23.....	1990
23.....	1982
10.22.....	2008
22.....	2004
22.....	2002

PITCHING

INNINGS PITCHED

1.745.0.....	1984
2.677.0.....	1979
3.626.1.....	1982
4.625.0.....	1983
5.617.2.....	2004
6.605.0.....	2001
7.600.1.....	1985
8.592.1.....	1995
9.590.0.....	2006
10.586.1.....	2003

ERA

1.2.22.....	2016
2.2.24.....	2014
3.2.47.....	2013
4.2.54.....	1975
5.2.70.....	1977
6.2.73.....	2006
7.2.84.....	1976
8.2.87.....	2003
9.2.88.....	2011
10.2.89.....	2015

STRIKEOUTS

1.577.....	1984
2.546.....	2015
3.525.....	1997
4.522.....	2000
5.513.....	1998
6.511.....	1983
7.508.....	2003
8.504.....	2010
504.....	1995
10.502.....	2016

SAVES

1.30.....	1984
2.27.....	2013
3.25.....	1995
4.22.....	2011
5.20.....	1979
6.19.....	2017
19.....	2015
8.18.....	2012
18.....	2006
18.....	2005
18.....	2001
18.....	1996

FEWEST WALKS

1.86.....	2013
2.92.....	2014
3.105.....	2012
4.110.....	2015
5.129.....	2006
6.132.....	2001
132.....	2013
8.142.....	1991
9.151.....	2016
10.155.....	1977

FEWEST RUNS

1.166.....	2016
2.173.....	1975
3.177.....	2014
4.181.....	2013
181.....	1977
6.211.....	2012
7.212.....	2006
212.....	1978
9.222.....	2011
222.....	2003

COMPLETE GAMES

1.31.....	1981
2.30.....	1987
3.28.....	1982
4.26.....	1979
5.24.....	1980
6.22.....	1988
22.....	1978
22.....	1975
9.20.....	1983
10.19.....	1977
19.....	1976

FEWEST HITS

1.403.....	2016
2.417.....	1975
3.434.....	1977
4.452.....	2011
5.458.....	1978
6.461.....	2013
7.466.....	1986
8.471.....	2014
9.472.....	2012
10.484.....	1987

STRIKEOUTS / 9 IP

1.8.93.....	2000
2.8.45.....	2016
3.8.44.....	2015
4.8.37.....	2018
5.8.35.....	2011
6.8.19.....	1997
7.8.12.....	1987
8.8.11.....	1998
9.7.93.....	2010
10.7.86.....	1986

FEWEST BB / 9 IP

1.1.41.....	2013
2.1.52.....	2014
3.1.70.....	2015
4.1.87.....	2012
5.1.97.....	2006
6.2.03.....	2003
7.2.33.....	2011
8.2.45.....	2004
9.2.46.....	2010
10.2.54.....	1991

FEWEST RUNS / 9 IP

1.2.79.....	2016
2.2.92.....	2014
3.2.97.....	2013
4.3.2.....	2006
5.3.3.....	1977
6.3.4.....	1975
3.4.....	2003
8.3.6.....	2015
9.3.8.....	2012
3.8.....	1978
3.8.....	1976

YEAR-BY-YEAR TEAM HITTING STATISTICS

YEAR.....	AVG	G	AB	R	H	RBI	2B	3B	HR	TB	SLG	BB	HBP	OBP	SO	SF	SH	SB
1975.....	.275	53	1718	263	473	228	60	22	28	661	.385	198	26	na	225	na	56	70
1976.....	.316	63	2037	391	644	336	100	23	32	886	.435	241	20	na	206	na	66	109
1977.....	.326	58	1930	415	630	348	88	22	41	885	.459	328	29	na	188	na	66	107
1978.....	.310	57	1916	436	594	367	103	21	58	913	.477	311	25	na	263	na	52	176
1979.....	.330	75	2538	619	838	537	160	25	83	1297	.511	400	na	na	340	54	49	202
1980.....	.337	68	2358	595	794	488	137	21	78	1207	.512	336	37	na	264	na	81	209
1981.....	.321	65	2174	515	696	481	138	12	93	1137	.523	351	35	na	309	na	65	89
1982.....	.306	74	2390	497	732	442	126	22	71	1115	.467	403	40	na	295	na	76	181
1983.....	.295	73	2355	442	694	382	97	13	48	964	.409	351	50	.393	344	27	61	125
1984.....	.313	86	2886	619	902	553	154	24	78	1338	.464	322	81	.392	368	40	73	128
1985.....	.309	69	2375	481	735	424	118	21	56	1063	.448	352	43	.404	336	24	45	104
1986.....	.318	57	2011	422	640	379	101	26	53	952	.473	250	28	.397	275	22	46	68
1987.....	.299	61	2089	428	624	363	104	24	62	962	.461	269	55	.388	354	32	44	110
1988.....	.318	61	2185	440	694	391	120	8	67	1031	.472	248	35	.392	351	26	20	74
1989.....	.298	57	2061	385	615	347	125	8	51	909	.441	184	42	.365	339	14	27	48
1990.....	.319	59	2065	405	659	359	99	19	49	943	.457	219	36	.389	291	29	63	68
1991.....	.309	56	1964	436	606	374	107	23	43	888	.452	280	50	.403	328	28	48	86
1992.....	.320	63	2167	531	694	469	129	22	76	1095	.505	363	54	.423	270	43	52	117
1993.....	.308	54	1889	416	582	378	120	12	61	909	.481	253	62	.402	317	26	52	113
1994.....	.301	63	2159	496	650	417	133	22	53	986	.457	335	56	.403	369	32	90	124
1995.....	.336	66	2306	571	775	521	150	27	88	1243	.539	284	72	.419	297	38	87	89
1996.....	.331	61	2107	527	698	488	154	14	69	1087	.516	314	74	.429	273	38	85	79
1997.....	.333	64	2319	506	773	455	166	22	50	1133	.489	227	84	.409	374	22	56	99
1998.....	.331	64	2262	577	748	521	167	28	93	1250	.553	276	102	.421	397	37	58	101
1999.....	.338	64	2286	588	773	533	145	23	91	1237	.541	300	85	.428	415	35	48	144
2000.....	.324	59	2081	428	675	374	121	10	44	948	.456	251	54	.407	399	24	58	89
2001.....	.314	66	2308	483	725	439	154	20	63	1108	.480	286	70	.400	422	39	70	89
2002.....	.300	59	2121	405	637	354	104	16	40	893	.421	208	82	.380	330	26	42	66
2003.....	.329	66	2338	519	769	456	160	25	37	1090	.466	229	117	.411	373	31	49	116
2004.....	.326	69	2459	518	802	470	151	20	47	1134	.461	245	89	.400	456	47	74	64
2005.....	.307	64	2243	480	688	439	123	25	59	1038	.463	227	105	.392	432	26	61	84
2006.....	.313	65	2281	428	713	392	128	23	43	1016	.455	211	68	.383	389	31	63	90
2007.....	.277	63	2132	399	591	372	104	16	40	847	.397	209	99	.364	434	32	65	53
2008.....	.303	63	2168	442	657	394	126	23	48	973	.449	231	114	.394	336	32	79	126
2009.....	.329	63	2172	492	715	440	127	14	61	1053	.485	220	124	.414	331	42	78	125
2010.....	.337	64	2266	493	763	458	151	27	65	1163	.513	187	92	.405	316	29	70	112
2011.....	.285	58	1866	319	532	283	82	24	17	713	.382	197	91	.375	326	32	79	98
2012.....	.276	57	1898	295	523	256	94	13	10	673	.355	199	64	.361	312	17	60	50
2013.....	.285	61	2051	370	584	339	89	24	35	826	.403	262	85	.384	342	28	45	74
2014.....	.260	58	1989	274	518	248	77	13	16	669	.336	225	71	.354	420	14	76	56
2015.....	.263	64	2156	319	566	280	96	18	20	758	.352	255	95	.362	499	25	69	69
2016.....	.262	59	1971	279	516	251	95	19	26	727	.369	211	42	.343	412	19	63	63
2017.....	.267	63	2109	343	563	316	97	22	46	842	.399	250	54	.356	422	21	44	53
2018.....	.269	61	2081	293	559	262	94	21	14	737	.354	179	64	.342	393	23	63	46
2019.....	.289	53	1835	326	531	300	75	19	20	704	.384	221	49	.376	373	25	40	52
2020.....	.214	16	533	55	114	46	6	3	2	142	.266	58	16	.306	146	8	10	13
2021.....	.264	55	1876	245	495	224	86	16	22	679	.362	191	55	.345	443	25	39	25
2022.....	.278	55	1914	289	533	261	88	14	36	757	.396	191	47	.355	443	18	25	38
2023.....	.277	56	1951	345	540	315	126	8	37	793	.406	256	62	.373	446	33	43	41
2024.....	.242	54	1780	256	431	234	89	10	35	645	.362	211	70	.343	541	14	46	33

*2020 season cancelled due to COVID-19 outbreak

YEAR-BY-YEAR HITTING LEADERS

YEAR	AVERAGE	HOME RUNS	RBI
1975	Estes (.335)	Pasillas, Casarez (5)	Casarez (35)
1976	Robinson (.392)	Pasillas, Casarez, Irvine (5)	Pasillas (54)
1977	Rudolph (.361)	Schardt (12)	Schardt (62)
1978	Wallach (.394)	Wallach (16)	Wallach (80)
1979	Favata (.417)	Wallach (23)	Wallach (102)*
1980	A. David (.390)	Pirruccello (16)	Christensen (69)
1981	Christensen (.362)	Christensen (23)	Christensen (78)
1982	Vanderburg (.349)	Bathe, Rubel (16)	Bathe (68)
1983	Thomas (.340)	Caffrey (12)	Fishel (66)
1984	Fishel (.378)	Caffrey (28)	Caffrey (90)
1985	Turner (.406)	Fishel (19)	Fishel (85)
1986	Garman (.371)	Eccles (13)	Eccles (81)
1987	A. Mota (.377)	Ross (12)	Mannion (48)
1988	Mayne (.393)	Kaub (20)	Ross (61)
1989	Staton (.369)	Staton (18)	Staton (77)
1990	Gonzales (.386)	Nevin (14)	Borgogno (56)
1991	Sisco (.350)	Herman (9)	Charles (64)
1992	Nevin (.402)	Nevin (22)	Nevin (86)
1993	Millan (.354)	Banks (14)	Millan, Powell (57)
1994	Kotsay (.372)	Ferguson (12)	Ferguson (59)
1995	Kotsay (.422)	Kotsay (21)	Kotsay (90)
1996	Kotsay (.402)	Kotsay (20)	Kotsay (91)
1997	Alviso (.391)	Lamb (10)	Lamb (70)
1998	Jacobs (.389)	Rowand (16)	Rowand (72)
1999	Beck (.408)	Owens (23)	Owens (85)
2000	Woodward (.431)	Epstein (9)	Epstein (48)
2001	Rouse (.377)	Rifkin (16)	Rouse (62)
2002	Fischer (.368)	Fischer, Comfort, Stringfellow (5)	Costa (40)
2003	Costa (.374)	Dorn (7)	Costa (59)
2004	Suzuki (.413)	Suzuki (16)	Suzuki (87)
2005	Pill, Prettyman (.327)	Pedroza (16)	Pedroza (58)
2006	Turner (.355)	Tripp (9)	Dorn, Turner (43)
2007	Hardman (.380)	Mahin (10)	Mahin (48)
2008	Komatsu (.355)	Komatsu, Clark (9)	Komatsu (54)
2009	Fellhauer (.396)	K. Davis (16)	Clark (82)
2010	Brown (.438)	Colon (17)	Ni. Ramirez (75)
2011	Lorenzen, Lopez (.342)	Ni. Ramirez (9)	Ni. Ramirez (49)
2012	Pedroza (.324)	Davis (4)	Lorenzen (43)
2013	C. Lopez (.339)	Lorenzen (7)	Lorenzen (54)
2014	J. Davis (.338)	J. Davis, Chapman (6)	Chapman (48)
2015	Vargas (.332)	Olmedo-Barrera (10)	Olmedo-Barrera (46)
2016	Blaser (.359)	Richards (9)	Blaser (38)
2017	Hurst (.328)	Hurst (12)	Hurst (40)
2018	LoForte (.339)	Cope (5)	Cope (44)
2019	Berryhill (.415)	Pavletich (4)	Garcia (39)
2020	Lew (.339)	Ortiz, Urps (1)	Lew (9)
2021	Connor (.325)	Schell, Urps (4)	Brandow (25)
2022	Schell (.382)	Bobo (8)	Connor (37)
2023	Connor (.330)	Bobo, Lew (7)	Lew (47)
2024	Schardt (.307)	Wallace (6)	Wallace (34)

*2020 season cancelled due COVID-19 outbreak

YEAR-BY-YEAR TEAM PITCHING AND FIELDING STATISTICS

YEAR	ERA	W-L	G	CG	SHO	SV	IP	H	R	ER	BB	SO	HBP	WP	PO	A	E	FLD
1975	2.54	36-16	53	22	2	5	463.1	417	173	131	157	309	17	16	1390	644	60	.971
1976	2.84	48-15	63	19	na	na	532.0	489	223	168	195	318	21	15	na	na	na	na
1977	2.70	44-14	58	19	na	na	500.0	434	181	150	155	285	19	6	na	na	na	na
1978	3.14	44-13	57	22	na	4	498.2	458	212	174	199	258	12	11	na	na	na	na
1979	3.62	60-14	75	26	6	20	677.0	611	305	272	280	368	na	na	2031	806	79	.973
1980	3.83	49-18	68	24	na	12	583.0	586	299	248	273	327	19	16	1749	844	81	.970
1981	4.27	47-18	65	31	2	8	556.0	595	342	264	256	269	23	13	1668	745	110	.956
1982	3.68	51-23	74	28	5	11	626.1	615	311	256	326	413	29	22	1879	819	103	.963
1983	3.27	50-21	73	20	6	7	625.0	589	308	227	267	511	19	25	1875	788	121	.957
1984	3.17	66-20	86	17	3	30	745.0	709	346	262	334	577	24	27	2235	1024	126	.963
1985	5.22	36-32	69	18	1	9	600.1	668	410	348	339	438	32	41	1801	805	107	.961
1986	3.50	36-21	57	16	2	9	503.2	466	279	196	252	440	16	30	1511	670	107	.953
1987	3.25	44-17	61	30	4	4	543.0	484	254	196	270	490	35	39	1629	706	89	.963
1988	3.59	43-18	61	22	6	7	554.0	557	272	221	247	467	30	30	1662	720	81	.967
1989	4.17	30-27	57	4	1	8	509.2	530	318	236	237	365	44	31	1529	698	125	.947
1990	4.06	36-23	59	12	2	6	525.0	538	282	237	219	359	32	33	1575	696	70	.970
1991	4.17	34-22	56	5	2	12	503.0	537	288	233	142	342	40	22	1509	684	80	.965
1992	3.29	46-17	63	12	7	11	561.0	485	262	205	169	441	54	32	1683	708	90	.964
1993	4.53	35-19	54	10	1	9	493.0	489	296	248	199	385	60	35	1479	653	79	.964
1994	3.15	47-16	63	10	8	17	569.1	510	249	199	262	477	47	37	1708	691	104	.958
1995	3.40	57-9	66	6	3	25	592.1	544	271	224	257	504	58	40	1777	741	75	.971
1996	4.04	45-16	61	3	5	18	541.1	539	278	243	231	432	44	44	1624	702	76	.968
1997	4.71	39-24	64	2	2	15	576.2	613	374	302	257	525	43	43	1730	691	98	.961
1998	4.17	47-17	64	8	0	16	569.1	613	359	264	210	513	58	28	1708	714	101	.960
1999	4.44	50-14	64	5	2	11	569.1	603	329	281	223	482	58	38	1708	706	98	.961
2000	3.95	38-21	59	6	4	15	526.1	498	289	231	217	522	55	35	1579	591	75	.967
2001	3.60	48-18	66	9	4	18	605.0	547	284	242	202	499	57	43	1815	727	75	.971
2002	3.93	37-22	59	4	3	14	542.2	559	287	237	169	440	72	30	1628	683	81	.966
2003	2.87	50-16	66	3	6	10	586.1	540	222	187	132	508	52	31	1759	685	72	.971
2004	3.72	47-22	69	18	9	6	617.2	587	292	255	168	483	51	36	1853	739	72	.973
2005	3.57	46-18	64	2	7	18	573.0	507	264	227	176	465	71	28	1719	672	56	.977
2006	2.73	50-15	65	4	6	18	590.0	495	212	179	129	481	67	28	1770	655	58	.977
2007	3.72	38-25	63	10	2	16	563.0	552	280	233	172	457	77	34	1689	636	71	.970
2008	4.58	41-22	63	5	3	16	570.0	615	331	290	183	491	55	38	1710	641	68	.972
2009	3.53	47-16	63	5	5	12	569.0	517	255	223	161	455	68	38	1707	656	58	.976
2010	3.78	46-18	64	6	7	15	571.2	567	288	240	156	504	71	33	1715	687	69	.972
2011	2.88	41-17	58	2	5	22	509.0	452	222	163	132	472	38	43	1527	618	74	.967
2012	3.18	36-21	57	6	2	18	506.0	472	211	179	105	336	47	35	1518	663	57	.975
2013	2.47	51-10	61	3	11	27	547.0	461	181	150	86	425	36	31	1641	668	58	.975
2014	2.24	34-24	58	10	9	12	545.1	471	177	136	92	464	41	32	1636	608	72	.969
2015	2.89	39-25	64	5	9	19	582.0	557	230	187	110	546	37	41	1746	664	78	.969
2016	2.22	36-23	59	0	4	13	534.2	403	166	132	151	502	47	36	1604	576	53	.976
2017	3.64	39-24	63	4	6	19	561.1	541	246	227	159	468	42	43	1684	649	47	.980
2018	3.45	36-35	61	4	6	16	550.1	542	257	211	157	512	40	44	1651	601	67	.971
2019	4.81	27-26	53	1	3	11	468.0	523	277	250	169	353	37	61	1404	550	39	.980
2020	4.78	4-12	16	1	0	3	143.0	153	84	76	31	121	14	11	429	165	18	.971
2021	6.01	20-35	55	1	1	8	485.0	569	355	324	165	378	85	47	1455	533	62	.970
2022	5.20	22-33	55	1	4	7	486.2	514	316	281	220	435	68	61	1460	521	56	.973
2023	5.10	32-24	56	1	2	13	503.0	561	313	285	232	490	49	51	1509	473	48	.976
2024	5.16	16-38	54	0	1	6	472.2	552	315	271	208	452	50	29	1418	494	65	.967

*2020 season cancelled due to COVID-19 outbreak

YEAR-BY-YEAR PITCHING LEADERS

YEAR	ERA	WINS	STRIKEOUTS
1975	Boone (2.32)	Boone (12)	Boone (114)
1976	Lewis (1.17)	Lewis (11)	Boone (62)
1977	Mustad (2.51)	Lewis (12)	Lewis (65)
1978	Rommel (1.64)	Gore, Weatherman (9)	Rommel (52)
1979	Hudson (2.67)	Weatherman (15)	Hudson (98)
1980	Hudson (2.82)	Sutton (10)	Hudson (66)
1981	Sutton (3.27)	Weatherman (10)	J. Robinson (55)
1982	Barry (3.14)	Barry (12)	Thompson (119)
1983	Simmons (1.98)	Thompson (11)	Thompson (129)
1984	Delzer (2.09)	Simmons (15)	Simmons (120)
1985	Harkey (3.69)	Belanger, Beck (9)	Belanger (100)
1986	Casian (2.84)	Harkey (9)	Harkey (125)
1987	Casian (2.54)	Casian (11)	Casian (118)
1988	Garcia (2.73)	Garcia, Beck (10)	Beck (162)
1989	C. Robinson (2.97)	Flener (9)	Johnson (82)
1990	Colarusso (3.24)	Popoff (12)	Flener, Popoff (89)
1991	C. Robinson (2.82)	Naulty (8)	Naulty (72)
1992	Chavez (2.29)	Popoff, Naulty (13)	Popoff (134)
1993	Rolish (2.74)	Ricabal (11)	Ricabal (106)
1994	Silva (2.29)	Wagner, Ricabal (12)	Parisi (103)
1995	Chavez (2.45)	Silva (18)*	Silva (142)
1996	Billingsley (3.02)	Irvine (12)	Billingsley (114)
1997	Wise (3.50)	Tokarse (10)	Wise (116)
1998	Flores (3.52)	Flores (12)	Ramirez (112)
1999	Smith (3.16)	Sorensen (12)	Johnson (136)
2000	Saarloos (2.32)	Smith (9)	Johnson (166)*
2001	Saarloos (2.18)	Saarloos (15)	Saarloos (153)
2002	Littleton (2.40)	DeJong (11)	DeJong (88)
2003	Windsor (1.98)	Windsor (11)	Miller (97)
2004	Windsor (1.72)	Romero (14)	Windsor (148)
2005	Schreppel (1.92)	Romero (13)	Romero (139)
2006	Roemer (2.38)	Gagnier (14)	Roemer (145)
2007	Roemer (3.19)	Kaplan, Roemer (11)	Roemer (150)
2008	Renken (4.11)	Arbiso (12)	Kaplan (92)
2009	Renken (2.69)	Renken, Pill (11)	Renken (103)
2010	No. Ramirez (2.54)	Renken, No. Ramirez (12)	No. Ramirez (119)
2011	No. Ramirez (1.69)	No. Ramirez (8)	Pill (110)
2012	Floro (2.83)	Floro (10)	Floro (70)
2013	Eshelman (1.48)	Eshelman, Garxa (12)	Garza (95)
2014	Wiest (1.68)	Eshelman (8)	Eshelman (99)
2015	Eshelman (1.58)	Eshelman (8)	Eshelman (139)
2016	Gavin (2.09)	Eastman (8)	Eastman (100)
2017	Conine (1.39)	Seabold (11)	Seabold (122)
2018	Eastman (2.37)	Eastman (10)	Eastman (124)
2019	Brown (2.06)	Bibee (5)	Bibee (80)
2020	Luckham (2.52)	Luckham (2)	Bibee (33)
2021	Bibee (3.61)	Bibee (7)	Bibee (67)
2022	Chester (2.30)	Stultz (5)	Stultz (86)
2023	Ingrassia (2.42)	Chester, Stultz (7)	Stultz (93)
2024	Tomczak (1.32)	Negrete (4)	Negrete (67)

^2020 season cancelled due to COVID-19 outbreak

* Led the nation

ALL-TIME DIV. I ROSTER (since 1975)

A

Ackland, Ryan (3-3, 3, 4.07).....	2007-09, 2011
Adolphus, Evan (1-0, 2, 5.82).....	2020-21
Aguayo, Ryan (.000, 0, 0).....	2008
Aleman, Angelo (.333, 0, 1).....	2023
Alfaro, Jesse (0-0, 0, 4.41).....	2023-24
Alkire, John (3-5, 0, 6.54).....	1997
Allen, Damon (4-5, 4, 5.23).....	1983-85
Allen, Scott (.333, 0, 3).....	1993
Alley, Sean (.143, 0, 1).....	2001-02
Alvarez, John (.287, 14, 70).....	1976-77
Alvarez, John (.133, 0, 1).....	1982
Alviso, Jerome (.370, 4, 64).....	1996-97
Anderson, Landon (3-4, 1, 6.23).....	2018-21
Anderson, Mike (0-0, 0, 6.75).....	2007
Andrews, Bobby (.296, 2, 40).....	2003-05
Ankrum, C.J. (.340, 8, 132).....	1995-97
Apodaca, Dan (.298, 2, 8).....	1984
Arbiso, Cory (12-4, 2, 4.23).....	2006-08
Ayala, Dave (.250, 1, 26).....	1989-91

B

Baca, Mark (.368, 3, 35).....	1987
Bacani, David (.336, 20, 140).....	1998-2001
Bailey, Jack (6-2, 0, 4.46).....	1991
Banks, Tony (.284, 23, 100).....	1992-93
Barber, Blake (.186, 1, 10).....	2011
Barcellos, Brady (0-0, 0, 4.50).....	2019-20
Bardowell, Matthew.....	2024
Baron, Tim (0-1, 2, 6.67).....	1997
Barry, Eric (21-5, 0, 3.96).....	1980-82
Bates, Kirk (.339, 10, 70).....	1984
Bathe, Bob (.321, 16, 68).....	1982
Baum, Chad (.250, 3, 7).....	1998-99
Beck, Chris (.368, 15, 136).....	1997-2000
Beck, Dion (9-8, 1, 4.49).....	1985
Beck, Mark (16-10, 0, 3.55).....	1987-88
Belanger, Mike (17-8, 0, 4.03).....	1985-86
Belfanti, Matt (.321, 4, 35).....	2000-01
Berry, Mike (.263, 1, 15).....	1991
Berryhill, Mitchell (.353, 0, 50).....	2018-19
Betzold, Jim (.277, 17, 88).....	1991-94
Bibee, Tanner (16-21, 0, 3.82).....	2018-20
Bickford, Phil (6-3, 0, 2.13).....	2014
Billingsley, Brent (11-2, 0, 3.02).....	1996
Birosak, Dave (2-0, 0, 2.77).....	2012-13
Birosak, Dustin (0-0, 2, 2.89).....	2007
Bischofberger, Sean (.224, 2, 13).....	1999
Black, Butch (7-1, 0, 2.50).....	1975-76
Blaser, Dalton (.329, 4, 45).....	2015-16
Blood, Jason.....	2023
Bonura, Tony (12-5, 0, 3.23).....	1975-77
Bobo, Brendan (.236, 18, 76).....	2021-23
Boone, Dan (22-6, 0, 2.29).....	1975-76
Borba, Wes (.500, 0, 2).....	2009
Borgogno, Brett (.223, 3, 44).....	2018-20
Borgogno, Maté (.367, 3, 78).....	1989-90
Boyer, Kyle (.300, 8, 72).....	2001-03
Bradley, Paul (.211, 7, 43).....	1980-83
Brandow, Jason (.275, 12, 65).....	2019-22
Brannis, Greg (0-0, 0, 13.50).....	1991
Bravo, Jerrod (.273, 1, 41).....	2015-16
Braybrooks, Glen (4-2, 0, 5.85).....	1983-84

Brett, Kerner (.161, 0, 2).....	1987-88
Brewster, Cristian*.....	2024
Bright, Bob (.269, 0, 65).....	1981-83
Brown, Dillon (5-5, 4, 3.51).....	2017-20
Brown, Gary (.357, 14, 108).....	2008-10
Brown, Sergio (.000, 0, 0).....	1995
Bruyninckx, Nolan (1-3, 1, 5.27).....	2004-05, 07-08
Bryant, John (.314, 5, 49).....	1983-84
Bryant, Taylor (.233, 5, 56).....	2014-17
Buckels, Gary (3-4, 3, 3.86).....	1986-87
Buis, Turner (.200, 1, 3).....	2015
Bunch, Paul (.279, 8, 41).....	1989-90
Burdick, Cam.....	2024
Burgos, Richie (.327, 7, 88).....	2001-03
Burns, Dan (4-4, 2, 2.56).....	1980-81

C

Cadd, Trevor (.182, 0, 0).....	2019-20
Caffrey, Bob (.301, 40, 138).....	1982-84
Cameron, Paul (.263, 1, 16).....	1986-87
Campo, Rick (.282, 5, 44).....	1982-84
Canedo, Paul (0-1, 0, 6.00).....	2007
Cardenas, Ruben (.274, 10, 84).....	2016-18
Cardona, Jose (2-3, 0, 5.32).....	2012-13
Cardona, Steve (0-0, 0, 7.94).....	1995-96
Carr, Jeremy (.354, 4, 46).....	1992-93
Carralejo, George (7-2, 3, 7.07).....	1998-2000
Carrillo, David (.400, 0, 0).....	2010
Carrillo, Lupe (.125, 0, 1).....	1991
Carroll, Mark (.286, 1, 4).....	2004-05
Casarez, Mike (.269, 10, 75).....	1975-76
Casian, Larry (17-5, 3, 3.17).....	1985-87
Ceniceros, Aaron (0-1, 0, 9.00).....	2023-24
Cha, Erik (2-1, 1, 4.54).....	2016-18
Chamberlin, Jace (.309, 1, 15).....	2018
Chambers, Miles (10-4, 2, 1.96).....	2014-16
Chapin, Pete (9-2, 0, 3.77).....	1980
Chapman, Matt (.295, 13, 108).....	2012-14
Charles, Frank (.338, 13, 108).....	1990-91
Chatham, Steve (.339, 12, 126).....	1995-98
Chavez, Dave (.259, 1, 14).....	1975
Chavez, Mark (6-5, 15, 2.93).....	1995-96
Chavez, Paco (4-3, 6, 3.00).....	1991-92
Chester, Fynn (10-4, 1, 3.22).....	2022-23
Christensen, John (.348, 42, 174).....	1979-81
Ciandro, Nick (.091, 0, 1).....	2018
Clark, Jared (1-2, 0, 7.18/.317, 27, 169).....	2005-06, 08-09
Colacchio, Demetri (.160, 0, 1).....	2020
Colarusso, Sam (11-6, 3, 3.53).....	1989-90
Cole, Nicco*.....	2020
Colon, Christian (.349, 29, 147).....	2008-10
Comfort, Geoff (.280, 5, 33).....	2001-02
Conant, Bryan (1-0, 0, 5.40).....	2013
Conine, Brett (7-6, 25, 3.32).....	2016-18
Conner, Caden (.322, 9, 106).....	2020-23
Cooper, David (.305, 2, 37).....	2006
Cope, Daniel (.278, 8, 65).....	2017-19
Corapci, Jason (.303, 6, 141).....	2000-03
Cordero, Chad (12-8, 34, 2.09/.500, 0, 0).....	2001-03
Corona, Ronnie (5-3, 1, 3.94).....	2000
Coronado, Christian (2-1, 0, 4.74).....	2011-2012, 2014
Costa, Shane (.372, 9, 110).....	2001-03
Cratsenberg, Larry (.254, 0, 15).....	1986
Cruz, JJ (.193, 2, 15).....	2020-22
Cullen, Hunter (.251, 6, 30).....	2015-17

Curtis, AJ (.318, 1, 18).....	2019
Curtis, John (.263, 6, 104).....	2004-07

D

Dale, Keegan (.260, 0, 38).....	2011-14
Darras, Nico (.250, 0, 2).....	2013
David, Andre (.385, 2, 53).....	1979-80
David, Brian (.340, 5, 54).....	1981-82
Davis, Blake (.331, 9, 96).....	2004-06
Davis, J.D. (.308, 14, 113/5-5, 11, 2.98).....	2010, 2012-14
Davis, Khris (.296, 20, 92).....	2007-2009
Deacon, Jared (.274, 0, 37).....	2011-14
DeJong, Jordan (16-4, 2, 4.81).....	1998-99, 2002
DeLaFuente, Dimitri (1-1, 0, 3.52).....	2012
Delzer, Eddie (16-6, 2, 2.34).....	1983-84
Dembisky, Chad (2-1, 2, 2.19).....	1992
Deremer, Brent (3-3, 0, 3.69).....	1991
Desrosier, Scott (.238, 8, 36).....	1978-79
Devenski, Chris (2-0, 2, 4.98).....	2011
DeVille, Danny (12-4, 2, 3.69).....	1988-89
DiGiacomo, Mike (8-4, 1, 5.63).....	1981-82
Diemer, Austin (.280, 0, 34).....	2012-14
Dillon, Tom (3-1, 0, 6.75).....	1995
Dingeman, Derrick (1-0, 0, 4.15).....	2009-10
Dixon, Tim (13-0, 0, 3.47).....	1995
Dominguez, Jacob (.000, 0, 0).....	2018
Dorn, Danny (.320, 25, 205).....	2003-06
Dovel, Jason (3-4, 0, 5.14).....	2008-09
Duck, Kevin (.311, 9, 50).....	1998
Duckworth, Brandon (8-1, 3, 4.93).....	1997
Dunagan, Bryan (0-0, 0, 9.00).....	1992-93

E

Eastman, Colton (20-7, 1, 2.29).....	2016-18
Eccles, John (.320, 14, 95).....	1985-86
Echevarria, Eric (.000, 0, 0).....	2003, 05-06
Endersby, Jimmy (0-0, 1, 4.32).....	2017-19
Epstein, Jake (.324, 9, 48).....	2000
Escalante, Geno (.154, 0, 1).....	2010
Eshelman, Thomas (28-11, 1, 1.65).....	2013-15
Espinosa, Vic (.255, 0, 19).....	1982-83
Esquibel, Travis (1-1, 0, 12.38).....	2001-02
Estes, Frank (.335, 4, 26).....	1975
Estes, John (2-1, 0, 2.97).....	2003, 05-06
Estill, Josh (.283, 5, 31).....	2015
Estrada, Frank (.147, 0, 0).....	2024
Estrada, Pat (3-1, 2, 5.14).....	1978-79
Estrada, Rich (.250, 0, 0).....	1983
Estrella, Luis (3-1, 5, 3.54).....	1996
Evans, Kyle (.317, 3, 17).....	1993
Everts, Dan (4-3, 0, 2.17).....	1975

F


Fahey, Matthew (.165, 1, 13).....	2006-09
Fahs, Derek (6-5, 0, 5.70).....	1992-94
Fairbrother, Craig (.301, 10, 57).....	1991-92
Farber, Jeff (.277, 0, 19).....	1984-85
Farlow, Kevin (.284, 6, 32).....	1990
Faulks, Rich (2-4, 0, 4.47).....	1987-90
Faulks, Ryan.....	2023
Favata, Sam (.363, 22, 109).....	1978-80
Fellhauer, Josh (.349, 16, 123).....	2007-09
Ferguson, Jeff (.352, 14, 103).....	1992-94



John Alvarez



Bobby Andrews



Mark Beck




Jared Clark



John Curtis



Blake Davis



Longo Garcia

ALL-TIME DIV. I ROSTER (since 1975)

Ferroni, Frank (0-2, 1, 5.93).....	1979
Fetchel, Tony (3-5, 3, 6.42).....	1990-94
Fischer, David (.348, 6, 40).....	2002-03
Fishel, John (.340, 45, 281).....	1982-85
Fitzgerald, Bill (12-5, 0, 4.70).....	1990-92
Fitzgerald, Nick (.285, 2, 19).....	2001-02
Flener, Huck (21-3, 0, 3.75/1.000, 0, 1).....	1988-90
Floethe, Jake (6-3, 2, 3.82).....	2011
Flores, Benito (12-0, 1, 3.52).....	1998
Flores, Michael (0-1, 0, 5.54).....	2024
Flores, Shane (.325, 4, 42).....	1988
Floro, Brock (1-0, 0, 1.80).....	2009
Floro, Dylan (21-8, 3, 3.28).....	2010-12
Foley, Jim (0-0, 0, 18.00).....	1988
Ford, Yusef (0-0, 0, 7.50).....	1992
Foster, Gregg (22-8, 0, 3.94).....	1975-78
Fraser, Joe (.348, 7, 46).....	1995
Friedland, Mike (.267, 1, 7).....	1988
Friedrich, Steve (.250, 0, 3).....	1992
Fukuhara, Pete (.348, 16, 79).....	1997-98
Fullerton, Ryan (.305, 2, 19).....	1997-98
Fusco, Tony (.000, 0, 1).....	1993

G

Gagnier, Lauren (19-7, 0, 3.10).....	2004-06
Galvin, Mike (.364, 1, 2).....	1976
Garcia, David (.000, 0, 0).....	2001
Garcia, Felipe (.336, 6, 74).....	2004-05
Garcia, Isaiah (.287, 4, 54).....	2019-21
Garcia, Jef (.346, 1, 39).....	1985-86
Garcia, Ken (.309, 11, 71).....	1986-87
Garcia, Longo (20-11, 2, 3.26).....	1987-88
Garcia, Mike (.298, 15, 84).....	1978-79
Garcia, Ramiro (.333, 1, 1).....	1988-89
Garman, Pat (.371, 8, 51).....	1986
Garneau, Dustin (.262, 10, 60).....	2006-09
Garner, Mike (3-2, 1, 6.53).....	1997-99
Garrett, Blake (.292, 0, 7).....	2002
Garrett, Bobby (.268, 0, 19).....	1978-79
Garza, Justin (21-7, 0, 2.64).....	2013-15
Gates, Jeff (.299, 5, 44).....	1999-2000
Gauna, Koby (14-7, 7, 2.37).....	2012-14
Gavin, John (21-8, 1, 2.80).....	2015-17
Gay, George (.200, 0, 1).....	1977
Gelber, Greg (0-0, 0, 18.00).....	2008
Gentry, Jake (.197, 0, 4).....	2021-22
George, Nattie (.310, 2, 14).....	1981
Gerbas, Dennis (.000, 0, 0).....	2007
Giacone, Jackson*.....	2023-24
Giambi, Jeremy (.356, 12, 117).....	1994-96
Gibbs, Maxwell (3-6, 0, 4.08).....	2014-17
Gibson, Jeff (.285, 2, 40).....	1976-77
Gill, Jason (.345, 0, 13).....	1994
Glaab, Mark (.000, 0, 0).....	1982
Goff, Dylan.....	2024
Gonzales, Rich (.338, 8, 65).....	1989-90
Gomes, Tristan (.214, 0, 1).....	2021-22
Gomez, Samuel (0-1, 0, 5.75).....	2021-22
Gore, Lance (16-0, 0, 3.16).....	1976-78
Graves, Randy (.295, 1, 23).....	1989
Greenlee, Mike (8-3, 7, 3.94).....	1996-97
Groeneweg, Titus (2-1, 0, 4.93).....	2019-21
Guangorena, Kameron (.222, 1, 30).....	2019-21
Gurnea, Chad.....	2024
Guzman, Moises (.239, 6, 42).....	2023-24

Guzman, Robert (.302, 5, 77).....	1999-2001
Guzman, Sonny (0-0, 0, 6.75).....	1992

H

Halasz, Mike (.231, 0, 12).....	1984
Halcovich, Gaby (.196, 0, 4).....	1997-98
Haley, Jack (.227, 2, 40).....	2022-24
Halley, Jim (5-4, 1, 3.75).....	1986
Ham, Mike (.281, 6, 46).....	1986-87
Hanggie, Dan (.306, 16, 125).....	1978-80
Hanley, John (.262, 1, 7).....	2002
Hanlon, Marco (11-3, 1, 4.45).....	1998-99
Hardman, Clark (.334, 6, 92/0-0, 0, 7.71).....	2004-07
Hare, Ryan (0-5, 1, 6.22).....	2021
Harkey, Mike (22-12, 2, 3.22).....	1985-87
Harkey, Tony (.244, 0, 13).....	2008-09
Harris, Bryan (.268, 1, 24/3-5, 3, 2.86).....	2006-07
Hartwig, Paul (1-1, 0, 5.74).....	1984-85
Harvey, Jake (.261, 1, 11).....	2021-22
Hattabaugh, Matt (.310, 12, 64).....	1990-91
Hawkins, Barry (1-1, 0, 5.65).....	1999
Hawkinson, Payton.....	2024
Hemphill, Bret (.279, 16, 107).....	1992-94
Hendley, Terry (1-2, 0, 4.13/500, 1, 1).....	1976
Herman, Frank (.286, 15, 67).....	1991-92
Hernandez, Chris*.....	2024
Hernandez, Jojo (.231, 0, 11).....	1997-98
Hernandez, Jordan (.176, 0, 11).....	2018-19
Hernandez, Raymond (4-1, 1, 2.12).....	2010-11
Hernandez, Ruben (.273, 3, 12).....	1995
Hernandez, Steve (1.000, 0, 1).....	1993
Herrera, Carter (0-0, 0, 11.12).....	2023
Herz, Steve (.326, 5, 50).....	1975-77
Higbee, Jeff (.125, 0, 4).....	1991
Hild, Scott (15-8, 1, 4.69).....	1995-98
Hildebrandt, Tristan (.159, 1, 18).....	2015-17
Hill, Nakia (.347, 7, 41).....	1996-97
Hill, Ronan (.000, 0, 1).....	1980
Hilt, Cole (.063, 0, 1).....	2001
Hinkel, Trevor (1-5, 2, 8.17).....	2023
Hobbs, Bill (2-0, 1, 3.27).....	1982
Hockin, Chad (0-2, 3, 2.87).....	2014-16
Hockenberry, Jon (.333, 4, 27).....	1982
Hokuf, Ken (0-0, 0, 8.22).....	1989
Holiday, Mark (1-0, 1, 5.09).....	1992-93
Holley, Tyler.....	2024
Hollibaugh, Kimson (5-6, 1, 5.17).....	1993,95
Homrig, Paul (.295, 0, 5).....	1977
Horton, George (.290, 2, 45).....	1975-76
Housman, Jeff (0-4, 1, 4.89).....	2002
Howitt, Dann (.320, 8, 41).....	1986
Howitt, Josh (0-3, 0, 6.95).....	2022-23
Hudgins, Chris (.227, 8, 55).....	2015-17
Hudson, Tony (18-12, 6, 2.73).....	1978-80
Hunt, Damon (.217, 0, 6).....	1981
Hurlbut, David (4-1, 0, 6.88).....	2010-11
Hurst, Scott (.278, 13, 69).....	2015-17
Hutting, Anthony (.241, 6, 75).....	2010-13

I

Ingle, Travis (6-1, 0, 3.38).....	2001-03
Ingrassia, Jojo (5-2, 7, 2.42).....	2023

Irvine, Jim (.285, 8, 42).....	1975-76
Irvine, Kirk (12-3, 0, 3.86).....	1996
Ives, Rex (.229, 2, 18).....	1976-77

J


Jacobs, Greg (4-4, 0, 4.87/389, 8, 55).....	1998
Jantz, Rob (1.000, 0, 1).....	1975
Jara, Ryan (.500, 0, 0).....	1995
Jefferies, Jake (.224, 2, 45).....	2013-15
Jenner, Jesse (0-0, 0, 27.00).....	2012
Jimenez, Tim (0-0, 0, 0.00).....	2002
Johnson, Adam (18-12, 9, 3.12).....	1998-2000
Johnson, Greg (10-5, 0, 2.64).....	1975-77
Johnson, Paul (16-13, 2, 4.66).....	1986-89
Johnson, Reed (.345, 21, 120).....	1997-99
Johnson, Wyatt (0-1, 0, 7.52).....	2021-22
Jones, Bobby (.226, 8, 43).....	1987-89
Jones, Chris (.257, 1, 35).....	2007-08
Jones, Corey (.318, 12, 113).....	2007-08, 10
Jones, Jack (.248, 11, 89).....	1994-96
Jones, Peyton (6-9, 2, 6.04).....	2020-24
Jones, Phillip (0-0, 0, 27.00).....	2012*
Jordan, Jack (.133, 0, 0).....	1992
Jorgenson, Adam (10-3, 22, 4.12).....	2005-08
Josten, Timothy (3-5, 0, 4.59).....	2018-22
Jurado, Ruben (1-1, 0, 4.19).....	1998-99

K

Kaplan, Jeff (22-6, 1, 3.84).....	2007-08
Kaub, Keith (.321, 28, 92).....	1987-88
Kauhaaaha, Coby (.221, 0, 11).....	2016-17
Kay, Brett (.302, 11, 65).....	1999-2001
Keegan, Mike (.260, 3, 15).....	1975
Kelly, Travis (1-1, 5.93, 1).....	2007-09
Kennedy, A.J. (.187, 0, 24).....	2013-15
Kennedy, Gavin (1-2, 0, 5.12).....	2020-21
Ketchen, Doug (3-4, 0, 3.55).....	1990
Kiil, Skip (.340, 8, 26).....	1995-96
King, Brian (.256, 2, 20).....	1994
Kingsolver, Austin (.229, 2, 32).....	2010-13
Kingsolver, Kurt (.291, 5, 30).....	1979
Klipp, Justin (4-1, 1, 2.92).....	2006-07
Klopper, Rod (.260, 3, 22).....	1989
Klosterman, Chris (.279, 3, 27).....	2002
Knorr, Michael (5-8, 1, 6.79).....	2019-21
Komatsu, Erik (.355, 9, 54).....	2008
Kopenhaver, Bobby (.237, 0, 3).....	1989-90
Kotsay, Mark (.404, 45, 216/3-2, 14, 3.90).....	94-96
Kraskoski, Jason.....	2024
Kuhl, Willie (6-6, 2, 3.13).....	2012-15

L

Lake, Matt (.000, 0, 0).....	1996
Lamb, Mike (.337, 15, 108).....	1995-97
Lamoure, Louie (.289, 5, 16).....	2000-01
Lample, Eddie (.243, 0, 9).....	1989-90
Landon, Brian*.....	2019
Lane, Ray (4-1, 6, 5.33).....	1979-80
Larker, Blaine (.292, 6, 63).....	1984-85
Larsen, Evan (0-0, 0, 4.00).....	2017-19
Lasch, Tyler (.141, 0, 5).....	2018
Lasher, Bill (.250, 1, 5).....	1989
Latta, Maddox.....	2023
Lawson, Steve (0-0, 0, 13.50).....	1997



George Horton




Adam Jorgenson




Jeff Kaplan




Justin Klipp



Rex Ives



Greg Mathews



Bill Moore

ALL-TIME DIV. I ROSTER (since 1975)

Legg, Derek (.193, 0, 6).....	2012
Lew, Zach (.298, 11, 116).....	2019-23
Lewis, Curt (.25-11, 0, 1.93).....	1975-77
Littleton, Wes (.18-8, 0, 3.66).....	2001-03
LoForte, Hank (.297, 2, 91).....	2016-19
Lopez, Carlos (.338, 14, 154).....	2010-13
Lopez, Eli.....	2023-
Lopez, Michael (1-0, 0, 3.00).....	2012
Lorenzen, Michael (.322, 11, 128/5-0, 35, 1.61).....	2011-13
Lovato, Nick (3-4, 0, 5.51).....	2000-01
Loyd, Brian (.337, 18, 142).....	1993-96
Luckham, Kyle (9-15, 1, 4.88).....	2019-21
Lundin, Matt (.368, 0, 7).....	1991
Lupo, Keith (.336, 2, 18).....	1978
Lyon, Jackson (.299, 8, 46).....	2019-22

M

Madje, Duane (0-0, 0, 0.00).....	1988-89
Magrisi, Joe (1-6, 0, 5.09).....	2019-20
Mahin, Nick (.294, 10, 48).....	2007
Mancuso, Sal (.366, 1, 18).....	1994
Manley, Tom (.276, 1, 4).....	1990
Mannion, Greg (.307, 15, 81).....	1987-88
Marcoe, Billy (.319, 3, 43).....	2007-10
Martelli, Joe (.368, 2, 20).....	1978-79
Martin, Sean (5-4, 4, 3.61).....	2000-03
Martinez, Mike (.240, 5, 49/8-3, 2, 4.50).....	2000-02, 04
Martinez, Tony (.310, 15, 96).....	1995-96
Mathews, Greg (11-6, 1, 3.64).....	1983-84
Mathews, Kenny (6-2, 0, 3.68).....	2012
Matos, Robert (.340, 4, 39).....	1994-95
Matz, Tim (6-2, 1, 2.89/500, 0, 0).....	1975
Mayne, Brent (.373, 6, 65).....	1988-89
McArthur, Evan (.276, 13, 81).....	2005-07
McCauley, J.D. (.111, 0, 1).....	2004-05
McClure, Justin (.000, 0, 0).....	2006
McDermott, Jerry (.125, 0, 0).....	1981
McDonald, Jim (.333, 0, 0).....	1975
McDonnell, Tim (.167, 0, 1).....	1993
McElreath, Matt (.111, 0, 2).....	1990
McIntyre, Willie (.322, 2, 15).....	1976
McLean, Bob (.429, 1, 3).....	1980
McLellan, JT (.143, 0, 5).....	2017
McMartin, Blake (1.000, 0, 0).....	2010
Meek, Jack (0-0, 0, 6.75).....	2023
Mellano, Bob (.229, 3, 15).....	1985-86
Medicina, Frank (.306, 4, 42).....	1982-83
Mendrin, Jake (.133, 0, 1).....	2003-04
Mercadefé, Dan (.000, 0, 0).....	2001
Merrell, Darric (19-10, 1, 4.32).....	2001-03
Mertins, Kyle (4-2, 0, 3.86).....	2009-10
Meyer, Gavin.....	2022-
Millan, Adan (.344, 10, 92).....	1993-94
Miller, Dustin (21-3, 0, 3.23).....	2003, 06
Miller, Max (.150, 0, 1).....	2018-2020
Miner, Tim (8-3, 7, 4.32).....	1978-80
Minnis, Cody (.167, 0, 0).....	2018
Miranda, Tony (.332, 14, 60).....	1994-95
Mistone, Luke (.117, 0, 5).....	2023-24
Mitchell, John (3-0, 2, 5.92).....	1995
Moeller, Gary (1-1, 0, 9.28).....	1985
Moler, Jason (.346, 13, 93).....	1991-92
Montera, Pete (0-0, 0, 9.00).....	1993
Moon, Jake (1-1, 0, 5.89).....	2000

Moore, Bill (.329, 26, 109).....	1980-83
Moore, Brandon (0-0, 0, 0.00).....	2018
Moore, Ryan (.320, 15, 61).....	1998-99
Moore, Walker (.190, 0, 15 / 0-0, 0, 0.00).....	2009-11
Morones, Andrew (2-2, 0, 5.53).....	2023-24
Morrison, Michael (8-7, 5, 4.59).....	2007-09
Mortensen, Trevor (.313, 2, 16).....	2002, 2005
Mota, Andy (.345, 6, 51).....	1986-87
Mota, Domingo (.266, 2, 24).....	1990
Mota, Jose (.327, 7, 99).....	1983-85
Mote, David (198, 0, 14).....	1981
Muniz, Izeah (0-0, 0, 10.22).....	2022-23
Munoz, David (.275, 0, 4).....	2002
Munoz, Ethan (.000, 0, 0).....	2024
Murray, Kyle (2-1, 0, 6.43).....	2013, 2015
Mustad, Eric (16-3, 0, 3.11).....	1976-77

N

Nankil, Nate (.280, 7, 108).....	2021-23
Naulty, Dan (21-7, 2, 3.49).....	1991-92
Navilhon, Joe (0-0, 0, 7.71).....	2013
Navilhon, Larry (18-2, 3, 4.42).....	1979-80
Navyac, JT (.225, 0, 7).....	2021-23
Negrete, Mikiah.....	2024-
Neighbors, Trevor (.303, 0, 9).....	1989
Nelson, Marcus (0-0, 1, 1.35).....	1992
Nettles, Bobby (0-1, 0, 9.27).....	1985
Nevin, Phil (.364, 39, 184).....	1990-92
Newkirk, Tony (.320, 0, 6).....	1985-86
Newman, Jeff (.290, 0, 22).....	2008-09
Nichols, Jeff (.348, 7, 82).....	1975-78
Nieto, Andy (.321, 0, 14).....	1985-86
Norris, Shawn (.289, 14, 107).....	1999-2001
Nunez, Mike (2-2, 2, 5.43).....	2000-01
Nushida, Draven (.181, 0, 13).....	2023-24

O

Oakes, Corby (.405, 0, 3).....	1984
Oborn, Spencer (.395, 14, 82).....	1999
O'Connell, Colin (9-4, 1, 2.80).....	2009-11
O'Loughlin, Nick (.000, 0, 0).....	2011
Oliver, Rick (.418, 1, 11).....	1976
Olmedo-Barrera, David (.308, 10, 60).....	2013-15
Olsen, D.C. (.283, 29, 132).....	1992-95
Olszanski, Chad (.267, 1, 15).....	1998-2000
Omaña, Henry (0-0, 0, 9.90).....	2013-15
Orloff, Matt (.221, 0, 13).....	2010-13
Ortega, Max.....	2023-
Ortiz, Miguel (.262, 1, 4).....	2020-21
Osborn, Jim (.299, 8, 29).....	1987-88
Otake, Vance (.000, 0, 0).....	2005
Owens, Ryan (.316, 34, 163).....	1997-99

P

Pabich, Jack (1-3, 1, 5.97).....	2017
Paboojian, John (.248, 1, 15).....	1989
Pacheco, Niko (.164, 2, 14).....	2014-17
Palmer, Mickey (.286, 16, 97).....	1977-79
Parisi, Mike (26-8, 1, 3.47).....	1992-94
Pasillas, Andy (.333, 10, 81).....	1975-76
Patterson, Craig (.284, 7, 59).....	1997-2000
Paul, Ryan (3-1, 2, 1.01).....	2006


Pavletich, Jake (.276, 5, 63).....	2016-19
Pedroza, Richy (.274, 1, 89).....	2010-13
Pedroza, Sergio (.328, 27, 121).....	2003-05
Peitzmeier, Tyler (9-4, 17, 2.07).....	2012-15
Pellegrino, Jeff (.000, 0, 0).....	2019-2020
Perez, Waldie.....	2023-
Perry, Rod (.224, 0, 4).....	1999
Persinger, Dillon (.292, 3, 31).....	2017
Pestano, Vinnie (8-8, 27, 2.93).....	2004-06
Peters, Dan (.261, 0, 21).....	1975
Peters, Rex (.336, 7, 77).....	1988-89
Petersen, Aaron*.....	2023
Pherrin, Dave (1-0, 1, 5.70).....	2005-06
Phillips, Danny (.261, 0, 2).....	1997
Pigford, Deylan (.262, 4, 22).....	2021-22
Pilittere, P.J. (.320, 9, 110).....	2001-04
Pill, Brett (.325, 16, 114).....	2004-06
Pill, Tyler (.335, 8, 78 / 22-8, 0, 3.22).....	2009-11
Pinkerton, Billy (.239, 0, 7).....	2007
Pinkston, Tanner (.299, 3, 71).....	2013-16
Pirruccello, Mark (.311, 50, 215).....	1979-82
Plummer, Joe (0-1, 0, 2.35).....	1978
Pometta, Darin (0-0, 0, 9.00).....	1991
Popoff, James (32-12, 3, 3.85).....	1989-92
Powell, Chris (.369, 6, 37).....	1991-92
Powell, Dante (.315, 26, 141).....	1992-94
Powell, Matt (.000, 0, 0).....	2008
Prettyman, Ronnie (.332, 11, 124).....	2003-05
Prescott, Chris (.242, 2, 24).....	2017-18
Prohoroff, Dylan (1-1, 3, 0.68).....	2016
Pruett, David (.000, 0, 0).....	1995

Q

Quezada, Andrew (4-5, 1, 3.90).....	2018
Quinn, Blake (4-3, 1, 2.16).....	2016

R


Ramirez, Erasmo (11-5, 0, 3.66).....	1998
Ramirez, Jack (.336, 1, 62).....	1976-77
Ramirez, Nick (.313, 35, 155 / 5-5, 34, 2.85).....	2009-11
Ramirez, Noe (29-7, 0, 2.57).....	2009-11
Ramirez, Ralph (.302, 9, 53).....	1988-89
Ramos, Alijah.....	2024-
Rath, Kevin (6-4, 1, 4.94).....	2008-10
Rath, Steve (.250, 0, 0).....	1994
Razook, Mark (.271, 10, 87).....	1986-88
Regino, Nico (.279, 4, 16).....	2024
Reimer, Kevin (.269, 7, 54).....	1985
Reinholtz, Jack (18-2, 0, 3.78).....	1983-84
Remala, Chris (.000, 0, 0).....	1994
Repetti, Cameron (4-2, 5, 4.26/182, 0, 4).....	2020-22
Renken, Daniel (28-10, 0, 3.49).....	2008-10
Ricabal, Dan (23-4, 1, 3.20).....	1993-94
Richards, Timmy (.266, 16, 95).....	2014-17
Richards, Jairus (.280, 1, 39).....	2018-19
Riddell, Bill (0-0, 0, 0.00).....	1977
Rifkin, Aaron (.331, 30, 134).....	1999-2001
Rios, Josh (0-0, 0, 18.00).....	2016-17
Robb, Dave (.252, 1, 24).....	1975
Robbins, Chad (0-0, 0, 0.00).....	2002
Robertson, Doug (4-5, 2, 4.85).....	1985
Robertson, Glenn (.299, 3, 52).....	1979-80
Robinson, Chris (14-13, 16, 3.38).....	1988-91
Robinson, Jeff (28-16, 5, 3.99).....	1980-83




Larry Navilhon




Vinnie Pestano



Ray Roman



Steve Rousey



Dave Serrano



Chris Stringfellow



Joe Turgeon

ALL-TIME DIV. I ROSTER (since 1975)

Robinson, Jeff (.000, 0, 1).....	1984
Robinson, Jody (.320, 5, 45).....	1975-76
Rodriguez, Christian (4-12, 0, 4.97).....	2021-24
Rodriquez, Nate (.282, 1, 48).....	1992-93
Roemer, Wes (31-12, 2, 3.01).....	2005-07
Rolish, Chad (9-4, 0, 2.86).....	1993-94
Rolish, Jason (.250, 2, 26).....	1987-88
Roman, Ray (.272, 13, 53).....	1983-84
Romero, Boston (.171, 0, 2).....	2017
Romero, Ricky (30-9, 0, 3.15).....	2003-05
Rommel, Rich (8-3, 3, 2.12).....	1977-78
Rosales, Marcos.....	2024
Ross, Mike (.296, 27, 104).....	1987-88
Rouse, Mike (.377, 12, 62).....	2001
Rousey, Steve (15-5, 1, 3.58).....	1982-84
Rowand, Aaron (.345, 23, 121).....	1996-98
Rubel, Mike (.338, 45, 174).....	1979-82
Rudolph, Wayne (.321, 2, 55).....	1977-78
Rush, Trevor (.285, 0, 24).....	1990-91

S

Saarloos, Kirk (33-12, 22, 2.96).....	1998-2001
Saenz, Tom (1-0, 0, 9.00).....	1981-82
Sanchez, Matthew (2-0, 0, 6.30).....	2019-21
Sarkissian, George (.269, 7, 35).....	1983-84
Sarver, Scott (12-5, 0, 4.02).....	2004-05
Scarpitti, Jeff (0-0, 0, 4.50).....	1992
Schardt, Andy (.332, 14, 91).....	1976-77
Schardt, Jakob.....	2022, 2024
Scheinert, Andrew (.000, 0, 0).....	2020-21
Schell, Austin (.326, 7, 46).....	2020-22
Schooler, Mike (8-1, 4, 4.50).....	1985
Schreppel, Ryan (14-7, 2, 3.51).....	2003-05
Scobee, Shawn (.205, 1, 4).....	2003-04
Scott, Joe (.279, 1, 77).....	2006-09
Seabold, Connor (23-15, 1, 2.89).....	2015-17
Seal, Scott (.298, 7, 52).....	1996-97
Serigstad, Scott (2-1, 4, 1.22).....	2016
Serrano, Dave (3-4, 1, 4.41).....	1986
Shima, Shevis (.188, 0, 3).....	2008-09
Shimamoto, Mark (.111, 0, 1).....	1988-91
Siddons, Joey (.331, 0, 38).....	2009-10
Silva, Ted (26-7, 26, 2.92/1.000, 0, 2).....	1993-95
Silverman, Jake (.000, 0, 0).....	2008
Silvey, Erik (3-2, 4, 3.94).....	1988-89
Simmons, Todd (33-7, 5, 2.75).....	1982-84
Simpson, Rudy (.200, 0, 1).....	2000
Singelyn, Todd (1-0, 0, 3.71).....	1996
Siracusa, Korrey *.....	2019
Sisco, Steve (.322, 10, 129).....	1990-92
Skinner, John (0-0, 0, 0.00).....	1999
Skyberg, Craig (.232, 0, 10).....	1993-94
Slominski, Rich (.271, 12, 58).....	1983-85
Smith, Bobby (.342, 2, 50).....	1979-80
Smith, Jon (29-7, 1, 3.55).....	1998-2001
Smith, Tyler (0-0, 0, 6.00).....	2018
Smith, Stu (.248, 2, 18).....	1975
Smyres, Justin (.285, 7, 54).....	2002-03
Snyder, Jared (.500, 1, 3).....	2024
Solis, Alex (.000, 0, 0).....	2020
Sorensen, Matt (17-0, 0, 4.37).....	1999-2000
Soulages, Jeff (0-1, 0, 10.29).....	2005
Spencer, Dustin (3-0, 3, 4.26/500,1,3).....	1996-97
Spencer, Tim (0-0, 0, 0.00).....	1989
Sporrer, Greg (.271, 2, 10).....	1977-78
Stankiewicz, Alan (.293, 6, 68).....	1985-86
Staton, Dave (.369, 18, 77).....	1989
Stevens, Brian (0-0, 0, 3.86).....	2005
Stephens, Darryl (.329, 4, 46).....	1980-81
Stephens, Eric (.000, 0, 0).....	2008
Stewart, Jason (2-0, 1, 5.18).....	1998
Stieb, Tyler (.258, 0, 38).....	2014-16
Stillwagon, Shane (0-0, 0, 5.79).....	2014-15
Stringfellow, Chris (.317, 10, 112).....	1999-2002
Stultz, Tyler (12-10, 0, 4.26).....	2023-24
Sumner, Seth.....	2024
Sutton, Jim (31-10, 1, 3.61).....	1978-81
Suzuki, Kurt (.390, 19, 123).....	2002-04

Swanberg, Bill (.250, 0, 5).....	1981
----------------------------------	------

T

Talanoa, Scott (.286, 0, 2).....	1988
Tanida, Zach (.190, 0, 7).....	2010-11
Terry, Joe (.257, 0, 9).....	2011
Thomas, Brett (.000, 0, 0).....	1994
Thomas, Ivory (.269, 1, 38).....	2010-12
Thomas, Tom (.345, 0, 80).....	1983-84
Thompson, Ny'Zaiah*.....	2024
Thompson, Tim (32-13, 4, 3.54).....	1980-83
Thorburn, Lachlan (.000, 0, 0).....	2001
Till, Steve (.307, 13, 42).....	1977-78
Titchener, Mark (0-0, 0, 0.00).....	1984
Tokarse, Brian (10-3, 0, 4.01).....	1997
Tomarelli, Mike (.375, 0, 3).....	1998
Tomczak, Seth (4-2, 7, 3.38).....	2023-24
Trajano, Anthony (.291, 0, 29).....	2011-12
Traylor, Jerald (.358, 8, 48).....	1979-81
Treadwell, Damon*.....	2019-20
Trentine, David (.277, 2, 18).....	1998
Trevino, Tony (.286, 8, 43).....	1986-87
Tripp, Brandon (.319, 13, 60).....	2004-06
Tucker, John (2-1, 0, 3.34).....	2003-04
Turgeon, Joe (.284, 0, 17).....	2002-04, 06
Turner, Derek.....	2024
Turner, Justin (.328, 8, 157).....	2003-06
Turner, Shane (.325, 4, 123).....	1982-85

U

Urena, Sean (3-3, 0, 4.50).....	2007
Urman, Cole (.254, 5, 63).....	2020-23
Urps, Josh (.238, 5, 25).....	2020-21

V

Valenzuela, Sahid (.291, 2, 70).....	2017-19
Van Blaricom, Mike (.222, 0, 0).....	1991
Vanderburg, Mike (.349, 2, 44).....	1982
Vanderhook, Cory (.304, 1, 17).....	2006
Vanderhook, RJ (.000, 0, 0).....	2020-21
Vanderhook, Russ (.500, 0, 0).....	1999
Vanoncini, Jack*.....	2023
Vargas, Jake (0-1, 0, 10.50).....	2021-22
Vargas, Josh (.300, 3, 41).....	2015-16
Vasquez, Jake (.267, 2, 13).....	2007
Vaught, Dustin (.253, 0, 14).....	2015
Vejar, Matt (.366, 9, 105).....	1979-80
Velasquez, Gavin (7-6, 1, 4.96).....	2016-19
Velazquez, Greg (.260, 7, 48).....	2011-14
Veloz, Omar (.291, 1, 9).....	2021
Vidales, Marcus (.071, 0, 1).....	2014
Villanueva, Gil (3-0, 0, 4.22).....	1986
Vilorio, Frank (.322, 7, 66).....	1977-78
Vitato, Dick (.286, 5, 36).....	1981

W

Wagner, Matt (12-1, 0, 2.66).....	1994
Wallace, Colby (.243, 7, 48).....	2023-24
Wallach, Chad (.272, 2, 42).....	2011-13
Wallach, Matt (.255, 5, 28).....	2007
Wallach, Tim (.392, 39, 182).....	1978-79
Walton, Neil (.241, 0, 33).....	2003-05
Wambold, James (0-0, 0, 27.00).....	2021-22
Ward, Jon (11-8, 1, 4.23).....	1993-95
Waroff, Shane (1-0, 0, 6.23).....	2001
Watkins, Casey (.247, 0, 17).....	2010-13
Watkins, Keith (.326, 7, 55).....	1984-86
Watson, Matt (1-8, 1, 6.13).....	1988-90
Weatherman, Dave (42-11, 2, 3.30).....	1978-81
Weeks, Joel (.316, 2, 48).....	2007-08
Weinberg, Jeremy (.000, 0, 0).....	1998
Weisberg, Michael (6-6, 10, 5.17).....	2019-22
Weisz, Zach (.185, 1, 5).....	2016-18, 20
Weller, Josh (.176, 1, 3).....	2000
Weller, Zach (.063, 0, 1).....	2017-19
Westemeir, Jason (1-1, 0, 5.40).....	1999

White, Carter (.305, 0, 38).....	2021-23
White, Dan (0-0, 0, 3.27).....	1996
Whitmer, Dan (.325, 3, 19).....	1977-78
Wilder, David (.284, 8, 49).....	1981-82
Wiest, Grahmann (19-12, 1, 2.63).....	2012-14
Wilhite, Jon (.292, 0, 24).....	2005-08
Williams, Lee (.333, 0, 3).....	1975
Williams, Ryan (.091, 0, 1).....	2018
Williamson, Clay (.255, 0, 34).....	2012-14
Wills, Joe (5-2, 0, 8.33).....	2017-18
Wilson, Brian (.313, 3, 18 / 3-2, 1, 4.17).....	2008
Wilson, Tommy (7-0, 0, 2.71).....	2018
Windsor, Jason (24-6, 1, 1.81).....	2003-04
Winner, Mark (1-0, 0, 3.18).....	1985
Wise, Matt (8-8, 0, 3.88).....	1996-97
Witten, Kyle (4-3, 0, 6.14).....	2009
Wix, Dakota (.250, 0, 4).....	2016
Wixom, Brian (.000, 0, 0).....	1992
Woodward, Steve (.431, 1, 24).....	2000
Woodridge, Bryce *.....	2019
Workman, Blake (11-7, 6, 3.33).....	2016-18
Wright, Andrew.....	2024
Wright, Mike (.184, 3, 8).....	1995, 97
Wright, Scott (14-4, 32, 3.19).....	1981-84

Y

Yamashita, Dean (1-2, 3, 4.83).....	1985-86
Yates, Evan (6-5, 0, 4.35).....	2022-24

Z

Zahari, Charlie (3-1, 0, 4.65).....	2001-02
Zottneck, Roger (.288, 1, 6).....	1985

*Did not appear in a game



(Left) Titans' pitching coach Vern Ruhle visits the mound to talk with pitcher Doug Ketchen in 1990. (Right) George Horton & assistant Jason Gill in 2006.

ALL-TIME CSF COACHING ROSTER (ALPHABETICAL)

NAME.....	POSITION.....	YEARS.....	TOTAL
Altobelli, J.J.....	Assistant Coach.....	2016-17.....	2 years
Aspettia, George.....	Assistant Coach.....	1991.....	1 year
Baum, Chad*.....	Assistant Coach.....	2000-2004, 2012-19.....	13 years
Belovsky, Josh.....	Assistant Coach.....	2022.....	
Benedetti, Danny.....	Assistant Coach.....	2022.....	1 year
Bergeron Greg.....	Assistant Coach.....	2008-2011.....	4 years
Brown, Sergio*.....	Assistant Coach.....	2008-2010, 2020-21.....	5 years
Cameron, Paul*.....	Assistant Coach.....	1988.....	1 year
Cochell, Larry.....	Head Coach.....	1988-1990.....	3 years
Cordero, Chad*.....	Assistant Coach.....	2015-16.....	2 years
Corrigan, Larry.....	Assistant Coach.....	1985-1986.....	2 years
Costa, Shane*.....	Assistant Coach.....	2013-14.....	2 years
Day, Ryan.....	Assistant Coach.....	2025.....	
Dietrich, Jason.....	Assistant Coach.....	2013-2016.....	4 years
	Head Coach.....	2022.....	
Flores, Shane*.....	Assistant Coach.....	1990.....	1 year
Floro, Brock*.....	Assistant Coach.....	2011.....	1 year
Fusco, Tony*.....	Assistant Coach.....	1996.....	1 year
Garrido, Augie.....	Head Coach.....	1973-1987, 1991-1996.....	21 years
Gill, Jason*.....	Assistant Coach.....	2005-2007.....	3 years
Hawksworth, Blake.....	Assistant Coach.....	2017.....	1 year
Henderson, Gary.....	Assistant Coach.....	1989.....	1 year
Hockenberry, Sr., Jon.....	Assistant Coach.....	1982.....	1 year
Horton, George*.....	Associate Head Coach.....	1991-1996.....	6 years
	Head Coach.....	1997-2007.....	11 years
Hughes, Bill "Bo".....	Assistant Coach.....	1984-1986.....	3 years
Hoover, Fred.....	Assistant Coach.....	1989-1990.....	2 years
Jenkins, Andy.....	Assistant Coach.....	2020-21.....	2 years
Kernen, Bill.....	Assistant Coach.....	1978-1983, 1987, 2007.....	8 years
Kirby, Mike.....	Assistant Coach.....	1991, 1995, 1997-1999, 2012-14.....	8 years
Larner, Dick.....	Assistant Coach.....	1987-1989.....	3 years
Lindgren, Brett.....	Assistant Coach.....	2008-2009.....	2 years
Martelli, Joe*.....	Assistant Coach.....	1993-1994.....	2 years
McCann, Matt.....	Assistant Coach.....	1979-1980.....	2 years
Mosiello, Bill.....	Assistant Coach.....	1991-1992.....	2 years
Oliver, Rick*.....	Assistant Coach.....	1982.....	1 year
Pavletich, Jake*.....	Assistant Coach.....	2022-24.....	2 years
Pedroza, Sergio*.....	Assistant Coach.....	2015-16.....	2 years
Prettyman, Ronnie*.....	Assistant Coach.....	2015.....	1 year
Ricabal, Dan*.....	Assistant Coach.....	2020-21.....	2 years
Robinson, Jody*.....	Assistant Coach.....	1977-1981.....	5 years
Rogers, Dennis.....	Assistant Coach.....	1988-1989.....	2 years
Rousey, Steve*.....	Assistant Coach.....	2018-19.....	2 year
Rudolph, Wayne*.....	Assistant Coach.....	1980.....	1 year
Ruhle, Vern.....	Assistant Coach.....	1990.....	1 year
Saarloos, Kirk*.....	Assistant Coach.....	2011-12.....	2 years
Sarver, Scott.....	Assistant Coach.....	1987.....	1 year
Serrano, Dave*.....	Assistant Coach.....	1997-2004.....	8 years
	Head Coach.....	2008-2011.....	4 years
Silva, Ted*.....	Assistant Coach.....	2005-2006.....	2 years
Silverman, Jake*.....	Assistant Coach.....	2009-2010.....	2 years
Smith, Chris.....	Assistant Coach.....	1983-1984.....	2 years
Sneddon, Don.....	Assistant Coach.....	1975-1976.....	2 years
Snow, Dave.....	Assistant Coach.....	1973-1977, 1983-1984.....	7 years
Vanderhook, Cory*.....	Assistant Coach.....	2014.....	1 year
Vanderhook, Rick*#.....	Assistant Coach.....	1985-1988, 1991-2007.....	21 years
	Head Coach.....	2012-2021.....	10 years
Wallach, Tim*.....	Assistant Coach.....	2000.....	1 year
Wallis, Gregg.....	Assistant coach.....	2010-2011.....	2 years
Walton, Neil*.....	Assistant coach.....	2018-19, 2022.....	
Weaver, Paul.....	Assistant Coach.....	1978.....	1 year
Wilson, Mike "Toad".....	Assistant Coach.....	1973-1977, 2011.....	6 years

* Was on a Cal State Fullerton baseball roster as a player in the Div. I era (1975-present)

Was elevated to associate head coach at the College World Series in 2007. Held that position for just two games.

Individuals listed were either head coaches, assistant coaches, volunteer assistant coaches or graduate assistant coaches.

YEAR-BY-YEAR COACHING RECORDS


DIV. I CAREER COACHING TOTALS

COACH	SEASONS	YEARS	OVERALL				CONFERENCE			
			W	L	T	PCT	W	L	T	PCT
Augie Garrido*	19	'75-'87; '91-'96	875	341	5	.719	349	112	1	.756
Larry Cochell	3	1988-1990	109	68	0	.616	35	24	0	.593
George Horton	11	1997-2007	490	212	1	.698	198	69	0	.742
Dave Serrano	4	2008-2011	175	73	0	.706	73	23	0	.760
Rick Vanderhook	10	2012-2021	322	225	0	.589	147	86	0	.631
Jason Dietrich	3	2022-	70	95		.424	41	49		.457
TOTALS	49	1975-2024	2,041	1,014	6	.668	843	363	1	.699

* Augie Garrido also coached at Fullerton in 1973 (19-33-1) and 1974 (37-17) for a complete career record of 931-391-6 (.707)

YEAR-BY-YEAR COACHING TOTALS


YEAR	COACH	OVERALL	PCT	CONF	PCT	PLACE	TITLES
1975	Augie Garrido	36-16-1	.692	14-7	.667	1st	PCAA, Regional
1976	Augie Garrido	48-15	.762	17-4	.810	1st	PCAA
1977	Augie Garrido	44-14	.759	17-7	.708	t-1st	SCBA (Co)
1978	Augie Garrido	44-13	.772	24-4	.857	1st	SCBA
1979	Augie Garrido	60-14-1	.811	23-4-1	.839	1st	SCBA, Regional, NCAA
1980	Augie Garrido	49-18-1	.731	20-8	.714	1st	SCBA
1981	Augie Garrido	47-18	.723	22-6	.786	1st	SCBA
1982	Augie Garrido	51-23	.689	23-5	.821	1st	SCBA, Regional
1983	Augie Garrido	50-21-1	.704	22-6	.786	t-1st	SCBA (Co)
1984	Augie Garrido	66-20	.767	22-6	.786	1st	SCBA, Regional, NCAA
1985	Augie Garrido	36-32-1	.529	21-9	.700	1st	PCAA South
1986	Augie Garrido	36-21	.632	12-9	.571	t-3rd	
1987	Augie Garrido	44-17	.746	18-3	.857	1st	PCAA
1988	Larry Cochell	43-18	.705	12-3	.800	3rd	Regional
1989	Larry Cochell	30-27	.526	10-11	.476	5th	
1990	Larry Cochell	36-23	.610	13-5	.722	1st	BWC, Regional
1991	Augie Garrido	34-22	.607	15-6	.714	t-1st	BWC (Co)
1992	Augie Garrido	46-17	.730	17-7	.708	2nd	Regional, NCAA runnerup
1993	Augie Garrido	35-19	.648	16-5	.762	2nd	
1994	Augie Garrido	47-16	.763	15-5	.750	t-1st	BWC (Tri), Regional
1995	Augie Garrido	57- 9	.864	18-3	.857	1st	BWC, Regional, NCAA
1996	Augie Garrido	45-16	.738	13-8	.619	4th	
1997	George Horton	39-24-1	.617	21-9	.700	2nd-South	BWC
1998	George Horton	47-17	.734	25-5	.833	1st-South	BWC South
1999	George Horton	50-14	.781	25-5	.833	1st	BWC, Reg., Super.
2000	George Horton	38-21	.644	21-9	.700	t-1st	BWC (Co)
2001	George Horton	48-18	.727	14-4	.778	1st	BWC, Reg., Super.
2002	George Horton	37-22	.627	14-10	.583	t-4th	
2003	George Horton	50-16	.758	15-6	.714	2nd	Reg., Super
2004	George Horton	47-22	.681	19-2	.905	1st	BWC, Reg., Super, NCAA
2005	George Horton	46-18	.719	16-5	.762	1st	BWC, Reg.
2006	George Horton	50-15	.769	18-3	.857	1st	BWC, Reg., Super
2007	George Horton	38-25	.603	10-11	.476	5th	Reg., Super
2008	Dave Serrano	41-22	.651	16-8	.667	t-1st	BWC, Reg.
2009	Dave Serrano	47-16	.746	17-7	.708	2nd	Reg., Super
2010	Dave Serrano	46-18	.719	21-3	.875	1st	BWC, Reg.
2011	Dave Serrano	41-17	.707	19-5	.792	1st	BWC
2012	Rick Vanderhook	36-21	.632	17-7	.708	1st	BWC
2013	Rick Vanderhook	51-10	.836	23-4	.852	1st	BWC, Reg.
2014	Rick Vanderhook	34-24	.586	14-10	.583	4th	
2015	Rick Vanderhook	39-25	.609	19-5	.792	1st	BWC, Reg., Super
2016	Rick Vanderhook	36-23	.610	17-7	.708	1st	BWC
2017	Rick Vanderhook	39-24	.619	15-9	.625	2nd	Reg., Super
2018	Rick Vanderhook	36-25	.590	16-10	.615	1st	BWC, Reg.
2019	Rick Vanderhook	27-26	.509	13-11	.542	4th	
2020	Rick Vanderhook	4-12	.250	0-0	.000		*Season cancelled due to COVID-19
2021	Rick Vanderhook	20-35	.367	13-23	.361	9th	
2022	Jason Dietrich	22-33	.400	14-16	.468	7th	
2023	Jason Dietrich	32-24	.571	20-10	.667	2nd	
2024	Jason Dietrich	16-38	.296	7-23	.233	10th	



Augie Garrido is the winningest coach in Div. I history and is the first coach to lead two different schools (Cal State Fullerton and Texas) to national titles. He is also the first coach to guide teams to national championships in four different decades.



Larry Cochell was the first coach to take three schools to the College World Series (Oral Roberts in 1978, Fullerton in 1988 & 1990, Oklahoma in 1992). Cochell is pictured above with then-Chapman Head Coach Mike Weathers.



In September, 2007, George Horton was named the head coach of the University of Oregon, after reinstating its baseball program for the 2009 season. Ducks baseball had been a club sport since 1982.



Dave Serrano was named the head coach at Tennessee in June of 2011. In 2009, he became the ninth Div. I head coach to take multiple teams to the College World Series (UC Irvine 2007, Fullerton 2009).

ALL-TIME JERSEY NUMBERS (since 1975)

1

Don Sneddon*	1975-76 coach
Greg Sporrer	1977-78
Andre David	1979-80
Damon Hunt	1981
Brian Hunt*	1982
Chris Smith*	1983-84 coach
Tony Newkirk	1985-86
Kemer Brett	1987
Larry Cochell*	1988-90 coach
Lupe Carrillo	1991
Ted Silva	1993
Brian King	1994
David Bacani	1998-2001
Joe Turgeon	2002-06
Corey Jones	2007-10
Matt Orloff	2011-12
Taylor Bryant	2014-17
Zach Lew	2019-23
Eli Lopez	2023-

2

Jim Irvine	1975-76
Wayne Rudolph	1977-78
Bobby Smith	1979-80
Dave Wilder	1981
Shane Turner	1982-85
Alan Stankiewicz	1986
Mark Baca	1987
Jason Rolish	1988
Mate Borgogno	1989
Dave Ayala	1990-91
Derek Fahs	1992-93
Anthony Rice*	1994
Scott Drulias*	1995
Matt Lake	1996
Kirk Saarloos	1998-2001; 2012 coach
David Munoz	2002
Justin Smyres	2002
Justin Turner	2004-06
Khris Davis	2007
Shevis Shima	2008-09
Matt Orloff	2010, 2013
Tristan Hildebrandt	2015-17
Brett Borgogno	2018-19
Alex Solis	2020
Deylan Pigford	2021-22
Jack Haley	2023-24
Cam Burdick	2025-

3

Frank Estes	1975
Dan Boone	1976
Rex Ives	1977
Sam Favata	1978-80
Damon Allen	1982
Eddie Delzer	1983-84
Alan Stankiewicz	1985
Pat Garman	1986
Andy Mota	1987
Mark Shimamoto	1988-91
Tim McDonnell	1993
Jack Jones	1994
Steve Chatham	1995-98
Shawn Norris	1999-2001
Kurt Suzuki	2002-04
Blake Davis	2005-06
Ryan Aguayo	2007-08
Josh Fellhauer	2009
Anthony Hutting	2010-13
Tyler Stieb	2014-16
Chris Prescott	2017-18
Bryce Wooldridge*	2019
Demitri, Colacchio	2020

J.T. Nayac	2021-23
Marcos Rosales	2024-

4

Jody Robinson	1975-76; 1977-81 coach
Vic Espinosa	1982-83
Blaine Larker	1984-85
Andy Mota	1986
Duane Madje	1987-89
Mate Borgogno	1990
Tony Fusco	1993
Chris Remala	1994
David Pruett	1995
Tony Fusco	1996
Pete Fukuhara	1997-98
Ryan Owens	1999
Jason Corapci	2000-03
Clark Hardman	2004-07
Christian Colon	2008-10
Derek Legg	2011-12
Jake Jefferies	2013-15
Ruben Cardenas	2016-17
Sahid Valenzuela	2018-19
Brett Borgogno	2020
Josh Urps	2021
Jackson Lyon	2022
Nate Nankil	2023
Mikiah Negrete	2024-

5

Tony Bonura	1975, 77
Mike Casarez	1976
Bobby Garrett	1978-79
Paul Brady	1980-81
Mike Vanderburg	1982
Jose Mota	1983-85
Tony Trevino	1986-87
Dennis Rogers	1988-89
Domingo Mota	1990
Mike Berry	1991
Nate Rodriguez	1992-93
Derek Fahs	1994
Jack Jones	1995-96
Gaby Halcovich	1997-98
Reed Johnson	1999
Jake Epstein	2000
Matt Belfanti	2001
John Estes	2002
Trevor Mortensen	2003
Mark Carroll	2004-05
Cory Vanderhook	2006
Jon Wilhite	2007-08
Jared Clark	2009
Walker Moore	2010-11
Keegan Dale	2012-14
Chad Bible*	2015
Chris Ceballos*	2016
Ruben Cardenas	2018
AJ Curtis	2019
Caden Connor	2020-23
Chris Hernandez	2024-

6

Andy Pasillas	1975-76
Frank Vilorio	1977-78
Bruce Davis	1979
Wayne Rudolph	1980 coach
Dave Wilder	1982
Coby Oakes	1984
Andy Nieto	1985-86
Paul Cameron	1988 coach
John Paboojian	1989
Steve Sisco	1990-92

Steve Hernandez	1992
Jason Gill	1994; 2005-07 coach
Joe Fraser	1995
Nakia Hill	1996
James Luster	1997
Chad Olszanski	1998
Chris Stringfellow	1999-2002
Blake Davis	2003-04
Billy Marcove	2008-10
Richy Pedroza	2011-13
Matt Chapman	2014
Scott Hurst	2015-17
Mitchell Berryhill	2018-19
Cameron Repetti	2020-22
Maddox Latta	2023-

7

Stu Smith	1975
Jack Ramirez	1976-77
Pat Estrada	1978-79
Ronan Hill	1980
Dick Vitato	1981
Rick Oliver	1982 coach
Damon Allen	1983
Bill Hughes*	1984-86 coach
Mark Shimamoto	1987
Brent Mayne	1988-89
Matt McElreath	1990
Chris Powell	1991-92
Andy Weltlinger*	1993
Mark Kotsay	1994-96
Greg Jacobs	1997
Jeff Gates	2000
Mike Rouse	2001

8

George Horton	1975-76; 1991-2007 coach
Bill Riddell	1977
Mike Garcia	1979
Bill Moore	1980
Mike Glaab	1982
Damon Allen	1984-85
Paul Cameron	1986
Mike Ross	1987-88
Randy Graves	1989
John Mele*	1990
Chris Jones	2012 coach
Justin Garza	2013-15
Coby Kauhaahaa	2016-17
Tyler Lasch	2018
Korrey Siracusa*	2019
Jake Harvey	2021-22

9

Jeff Nichols	1975-78
Matt Vejar	1979
Eric Barry	1980
Mike DiGiacomo	1981-82
Jack Reinholtz	1983
Mark Tichener	1984
Rick Vanderhook*	1985-86 coach
Rich Faulks	1987-90
Trevor Rush	1991
Steve Friedrich	1992
Bret Hemphill	1993-94
Ruben Hernandez	1995
Dustin Spencer	1996-97
Ryan Moore	1998-99
Mike Nunez	2000-01
John Hanley	2002
Brett Pill	2004-06
Ryan Ackland	2007
Greg Bergeron*	2008-11 coach
Mike Kirby	2012-14 coach

Ronnie Prettyman	2015 coach
Hank LoForte	2016-19
RJ Vanderhook	2020-21
Anthony Pomilia	2022
Jackson Giaccone*	2023-24
Isaiah Gomez	2025-

10

Dave Chavez	1975
Willie McIntyre	1976
Mickey Palmer	1977-79
Matt Vejar	1980
Brian David	1981-82
Tom Thomas	1983-84
Dean Yamashita	1985
Ken Garcia	1986-87
John Mischovich*	1988
Rich Gonzalez	1989-90
Brent Deremer	1991
Tony Banks	1992-93
Steve Rath	1994
Tom Dillon	1995
Reed Johnson	1996
Ryan Owens	1997-98
Donnie Fumald*	1999
Cole Hilt	2001
Nick Fitzgerald	2002
Ricky Romero	2003-05
Jared Clark	2006-08
Tyler Pill	2009-11
Anthony Trajano	2012
A.J. Kennedy	2013-15
Daniel Cope	2017-19
Isaiah Garcia	2020-21
Tyler Stultz	2022-23
Ethan Munoz	2024
Gavin Meyer	2025-

11

Mike Keegan	1975
Rick Oliver	1976
George Gay	1977
Keith Lupo	1978
Matt McCann*	1979-80 coach
Jerry McDermott	1981
Amin David*	1982
Jeff Barber*	1984
Jeff Farber	1985
Larry Cratsenberg	1986
Kemer Brett	1988
Erik Silvey	1989
Jack Bailey	1991
Dante Powell	1992-94
Sergio Brown	1995
Gus Castro*	1996
Reed Johnson	1997-98
Chad Olszanski	1999-2000
David Garcia	2001
Tim Jimenez	2002-03
J.D. McCauley	2004-05
Evan McArthur	2007
Brett Lindgren*	2008-09 coach
Ivory Thomas	2010-12
Austin Kingsolver	2013
Ryan Kayoda*	2014
Sergio Pedroza	2015 coach
Blake Workman	2016
Nicco Cole	2020

12

Dan Boone	1975
Rex Ives	1976
Rick Rommel	1977-78

ALL-TIME JERSEY NUMBERS (since 1975)

John Christensen	1979-81
John Fishel	1982-85
Dann Howitt	1986
Paul Cameron	1987
Mike Friedland	1988
Trevor Neighbors	1989
Tony Fetchel	1990
Darin Pometta	1991
Bill Mosiello*	1992 coach
Bryan Dunagan	1993
Ted Silva	1994-95; 2005-06 coach
Jerome Alviso	1996-97
Jordan DeJong	1998-99
Mike Martinez	2000-2004
Mike Anderson	2007
Sergio Brown	2008-09 coach
Raymond Hernandez	2010-11
Grahamm Wiest	2012-14
Jerrold Bravo	2015-16
Sahid Valenzuela	2017
Cody Minnis	2018
Timothy Josten	2019-22
Eli Lopez	2023

Matthew Bardowell 2024-

13

Glenn Robertson	1980
Eric Barry	1981-82
Dave Snow*	1983-84 coach
Mike Halasz	1984
Doug Robertson	1985
Shane Flores	1988
Rod Klopfer	1989
Tom Manley	1990
Paco Chavez	1991-92
Jon Ward	1993-95
Luis Estrella	1996
Matt Mead*	1998
Randy Tymchak*	2002
Neil Walton	2003-05
Matthey Fahey	2006-09
Sergio Brown	2010 coach
Blake Barber	2011
Timmy Richards	2014-17
Timothy Josten	2018-19

14

Dan Peters	1975
Mike Galvin	1976
Steve Till	1977-78
Kurt Kingsolver	1979
Bill Swanberg	1981
Bob Caffrey	1982-84

15

Dave Robb	1975
John Alvarez	1976-77
Dan Hanggie	1978-80
Nattie George	1981
Paul Bradley	1982-83
Kirk Bates	1984
Jef Garcia	1985-86
Jason Rolish	1987
Erik Silvey	1988
Bobby Kopenhaver	1989-90
Dan Naulty	1991
D.C. Olsen	1992
Dan Ricabal	1993-94
Nakia Hill	1995
Kirk Bolling*	1996
Craig Patterson	1997-2000
Lachlan Thorburn	2001
Sean Alley	2002
Ronnie Prettyman	2003-05

Bryan Harris	2005-06
Brian Wilson	2008
Kyle Witten	2009
Dylan Floro	2010-12
Thomas Eshelman	2013-15
J.J. Altobelli	2016 coach
Evan Larsen	2017-19

Andrew Wright 2024-

16

Augie Garrido*	1975-87, 91-96 coach
----------------------	----------------------

17

Lee Williams	1975
Jeff Gibson	1976-77
Bill Kernen*	1978-82, 87, 2007 coach
Ray Roman	1983-84
Larry Casian	1985-86
Rex Peters	1988-89
Kevin Farlow	1990
Mike Kirby*	1991 coach
Chad Dembisky	1992
Pete Montera	1993
Sal Mancuso	1994
Tony Martinez	1995-96
Kevin Duck	1998
Rudy Simpson*	1999-2000
Wes Littleton	2001
Richie Burgos	2002-03
Eric Hale*	2004
Vance Otake	2005
David Cooper	2006
Eric Stephens	2008
Carlos Lopez	2009-13
Phil Bickford	2014
Colton Eastman	2016-18
Michael Knorr	2019-21
Josh Howitt	2022-23
Christian Rodriguez	2024

Derek Turner 2025-

18

Dave Snow*	1975-77 coach
Joe Martelli	1978
Frank Ferroni	1979
Jeff Robinson	1980-82
Mark Belanger	1985-86
Larry Casian	1987
Huck Flener	1988-89
James Popoff	1990-92
Kevin Ehl*	1993
Brett Thomas	1994
Todd Singelyn	1995-96
Dave Serrano	1997-2004, 08-11 coach
Dave Pherrin	2006
Billy Pinkerton	2007
Cory Vanderhook	2014 coach
Brett Conine	2016-19
Kameron Guangorena	2019-20
Nate Nankil	2021-22
Seth Tomczak	2023-24

Paul Contreras 2025-

19

Frank Allen	1975
Rob Jantz	1975
Tony Bonura	1976
Dave Weatherman	1978-81
Frank Mendicina	1982-83
Roger Zottneck	1985
Mark Razook	1986-88
Matthew McElreath	1989

Jeff Hawkins*	1990
George Aspeitia*	1991 coach
Yusef Ford	1992
Scott Allen	1993
Brian Loyd	1994-96
Scott Seal	1997
George Carralejo	1998-99
Charlie Zahari	2000-2002
Brett Pill	2003
Evan McArthur	2004-06
Nate Bridges*	2007
Jeff Newman	2008-09
Blake McMartin	2010
Matt Chapman	2012-13
Jordan Hand*	2015
Dillon Persinger	2017
Tyler Smith	2018
Trevor Cadd	2019-20
Tristan Gomes	2021-22
Colby Wallace	2023-24

Andrew Kirchner 2025-

20

Terry Hendley	1976
Tony Hudson	1977-80
Scott Wright	1981-84
Mark Winner	1985
Mike Ham	1986-87
Ralph Ramirez	1988-89
Doug Ketchen	1990
Tony Fetchel	1991-92
Chad Leckie*	1993
Robert Matos	1994-95
Chris Beck	1996-99
Steve Woodward	2000
Dan Mercadafe	2001
David Fischer	2002-03
Brandon Tripp	2004-06
Matt Wallach	2007
Tony Harkey	2008-09
Chris Devenski	2011
Jose Cardona	2012-13
Chad Hockin	2014-16
Jimmy Endersby	2017-19
Joe Magrisi	2020
Jake Vargas	2021-22
Jared Snyder	2024

Logan Hart 2025-

21

Gregg Foster	1975-78
Mark Pirruccello	1979-82
John Bryant	1983-84
Dion Beck	1985
Dean Yamashita	1986
Longo Garcia	1987-88
Bobby Jones	1989
Phil Nevin	1990-92
Mark Chavez	1995-96
Jojo Hernandez	1998
Spencer Oborn	1999
Matt Belfanti	2000
Nick Fitzgerald	2001

22

Greg Johnson	1975
Eric Mustad	1976-77
Tim Miner	1978-80
Dave Mote	1981
Steve Rousey	1982-84
Paul Hartwig	1985
Mike Harkey	1986-87
Chris Robinson	1988-91
Jason Moler	1992
Jim Betzsold	1993-94

Skip Kil	1995-96
Danny Phillips	1997
Matt Sorensen	1999-2000
Kyle Boyer	2001-03
Shawn Scobee	2004
Trevor Mortensen	2005
Jeff Soulages	2006-07
Gary Brown	2008-10
Spencer Ofelt	2011
Austin Diemer	2012-14
Dalton Blaser	2015-16
Andrew Quezada	2018
Max Miller	2020-22
Brendan Bobo	2023
Ny'Zaiah Thompson*	2024

Carter Johnstone 2025-

23

Mike Casarez	1975
Paul Homrig	1977
Mike Garcia	1978
Dan Burns	1980-81
Dan Sottosantil*	1982
Fred Tuttle*	1983
Paul Hartwig	1984
Keith Watkins	1985
Bobby Nettles	1986
Rich Lodding*	1987
Ramiro Garcia	1988-89
Shane Flores	1990 coach
Bill Mosiello*	1991 coach
Jim Betzsold	1992
Kyle Evans	1993
C.J. Ankrum	1995-97
Adam Johnson	1998-2000
Geoff Comfort	2002
Justin Turner	2003
Scott Sarver	2004-05
Dustin Garneau	2006-09
Austin Kingsolver	2010-12
David Olmedo-Barrera	2013-15
Jake Pavletich	2016-19
Austin Schell	2020-22

Ryan Faulks 2023-

24

Tim Matz	1975
Lance Gore	1976-78
Jerald Traylor	1979-81
Bill Hobbs	1982-83
Dan Apodaca	1984
Keith Watkins	1986
Mark Beck	1987-89
Frank Charles	1990-91
Frank Herman	1992
Mike Parisi	1993-94
Jeremy Giambi	1995-96
Nakia Hill	1997
Jeremy Weinberg	1998
Brett Kay	1999-2001
Blake Garrett	2002
Bobby Andrews	2003-05
Wes Roemer	2006-07
Khrist Davis	2008-09
Noe Ramirez	2010-11
Greg Velazquez	2012-14
Chris Hudgins	2015-17
Tanner Bibbee	2018-21
Jack Haley	2022
Trevor Hinkel	2023

Waldie Perez 2024-

25

ALL-TIME JERSEY NUMBERS (since 1975)

Steve Herz	1975-77
Paul Weaver	1978 coach*
Joe Martelli	1979
Pete Chapin	1980
Darryl Stephens	1981
John Alvarez	1982
Greg Mathews	1983-84
Larry Corrigan*	1985-86 coach
Paul Johnson	1987-89
Huck Flener	1990
Jeff Manship*	1991
Jeff Ferguson	1992-94
Mike Lamb	1995-97
Benito Flores	1998
Rod Perry	1999
Ronnie Corona*	2000
Darric Merrell	2001-03
Felipe Garcia	2004-05
Justin McClure	2006
Joel Weeks	2007-08
Joey Siddons	2009-10
Joe Terry	2011
Willie Kuhl	2012-15
Erik Cha	2016-18
Joe Magrisi	2019
Cole Urman	2020-23
Frank Estrada	2024
Tyler Holley	2025-

26

Dan Everts	1975
Greg Johnson	1976-77
Joe Plummer	1978
Ray Lane	1979-80
Stefan Lipson*	1982
Jack Reinholtz	1984
Colt Larson*	1986
Bobby Jones	1987-88
Eddie Lample	1989-90
Matt Lundin	1991
Jack Jordan	1992
Jeremy Giambi	1993-94
Mike Wright	1995-97
Ryan Fullerton	1998
Robert Guzman	1999-2001
Justin Smyres	2002
Ryan Schreppe	2003-05
Chris Jones	2006
Michael Morrison	2007-09
David Carrillo	2010
Nick O'Loughlin	2011
J.D. Davis	2012-14
Connor Seabold	2015-17
Ryan Williams	2018
Jackson Lyon	2019-21
Gavin Meyer	2022-24

27

Curt Lewis	1975-77
Jim Sutton	1978-81
Todd Simmons	1982-84
John Eccles	1985
Gil Villanueva	1986
Greg Mannion	1987-88
Sam Colarusso	1989-90
Craig Fairbrother	1991-92
Brian Loyd	1993
Mike Lamb	1994
Matt Wise	1996-97
Jason Westemeir	1998-99
Louie Lamoure	2000-01
Chris Klosterman	2002

Danny Dorn	2003-06
Travis Kelly	2007-09
Geno Escalante	2010
Christian Coronado	2011-12
Niko Pacheco	2014-17
Tommy Wilson	2018
Kyle Luckham	2019-21
Jakob Schardt	2022
Jason Blood	2023-

28

Butch Black	1975-76
Dan Whitmer	1977-78
Mike Rubel	1979-82
Rich Estrada	1983
Rick Vanderhook*	84; 87-88, 91-07 coach
Dave Foreman*	1985
Jim Halley	1986
Bill Lasher	1989
Trevor Rush	1990
Wes Borba	2009
Bijan Rademacher*	2011
Rick Vanderhook	2012-21 coach
Ryan Gil	2022
Jack Vanoncini*	2023
Aidan Langley	2025-

29

Jim McDonald	1975
Andy Schardt	1976-77
Tim Wallach	1978-79; 2000 coach
Chad Wallach	2011-13

30

Mike Wilson*	1975-77 coach
Larry Navilhon	1979-80
Bill Moore	1981-83
Keith Watkins	1984
Mike Schooler	1985
John Eccles	1986
Jim Osborn	1987-88
Tim Spencer	1989-90
Jim Betzsold	1991
Brett Hemphill	1992
Chad Rolish	1993
Ted Persell*	1995
Steve Lawson	1996-97
Grant Wilson	1998*
Shane Waroff	2001
Jared Eichelberger	2002-03*
Cory Arbisio	2005-08
Noe Ramirez	2009
Gregg Wallis	2010-11 coach*
Nico Darras	2013
Marcus Vidales	2014-15
Dylan Prohoro	2016
Jake Pabich	2017
Jason Brandow	2019-22
Luke Mistone	2023-24
Jason Krakoski	2025-

31

Scott Desrosier	1978-79
John Alvarez*	1980
Tom Saenz	1981-82
Rich Slominski	1983-85
Scott Sarver*	1987 coach
Jim Foley	1988
Dave Staton	1989
Bill Fitzgerald	1990-92
Steve Rath	1993
Bobby Sunderland*	1994
Kirk Irvine	1996

Tim Palmer*	1997
Marco Hanlon	1998-99
Nick Lavato	2000-01
Wes Littleton	2002-03
Armando Carrasco*	2004
Adam Jorgenson	2005-08
Matt Orloff	2009
Jared Deacon	2010-14
Dustin Vaught	2015
Zach Weisz	2016-18, 20
Kameron Guangorena	2021
Moises Guzman	2023-24
Josue Garcia	2025-

32

Bob Bathe	1982
George Sarkissian	1983-84
Bob Mellano	1985-86
Keith Kaub	1987
Danny DeVille	1988
Jack Bailey	1990
Richie Kimm*	1991
Mark Holiday	1992-93
Scott Hild	1995-98
John Skinner	1999
George Carralejo	2000
Chad Cordero	2001-03
Jon Wilhite	2004-06
Paul Canedo	2007-08
Zach Tanida	2010-11
Koby Gauna	2012-14
Chad Cordero	2015-16 coach
Jairus Richards	2018-19
Gavin Kennedy	2020-21
Jojo Ingrassia	2023
Alijah Ramos	2024-

33

Bob Bright	1981-83
James Jackle*	1984
Kevin Reimer	1985
Gary Buckles	1986-87
Scott Talanoa	1988
James Popoff	1989
Scott Sachrison	1990
Shon Wilson*	1991
Jeremy Carr	1992-93
Tony Miranda	1994-95
Aaron Rowand	1996-98
Shane Costa	2001-03
Nolan Bruyninckx	2004-08
Nick Ramirez	2009-11
Shane Costa	2013-14 coach
Hunter Cullen	2015-17
Jordan Hernandez	2018-19
Peyton Jones	2020-24
Jayden Harper	2025-

34

Rick Campo	1981-84
Steve Lambright*	1985-86
Matt Watson	1988-90
Frank Herman	1991
Sonny Guzman	1992
D.C. Olsen	1993-95
Brandon Duckworth	1997
Jon Smith	1998-2001
Jordan DeJong	2002
Shawn Scobee	2003
Lauren Gagnier	2004-06
Chris Jones	2007-08
Kevin Rath	2009-10
Colin O'Connell	2011
Kenny Mathews	2012
Henry Omaña	2013-16

Joe Wills	2017-18
Gavin Velasquez	2019
Andrew Scheinert	2020-21
Anthony Joya	2022
Angelo Aleman	2023
Grady Faris	2025-

35

Tim Thompson	1980-83
Jeff Robinson	1984
Mike Harkey	1985
Dave Serrano	1986
Paul Bunch	1989-90
Carlos Escobar*	1991
Bryan Dunagan	1992
Adam Milan	1993-94
Tim Dixon	1995
Dan White	1996
John Alkire	1997
Mike Tomarelli	1998-99
Chad Robbins	2001-02
John Curtis	2003-07
Daniel Renken	2008-10
Keegan Dale	2011
Tanner Pinkston	2013-16
Zach Weller	2017-19
JJ Cruz	2020-22
Seth Sumner	2024-

36

Jon Hockenberry	1982
Glen Braybrooks	1983-84
Darryl Speech*	1985-86
Greg Coleman*	1989
Jeff Higbee	1990-91
Mike Parisi	1992
Craig Skyberg	1993-94
Scott Seal	1996
Bobby Sanchez*	1997
Chad Baum	1998-99; 2000-04 coach
Casey Arbisio*	2005
Justin Klipp	2006-07
Greg Gelber	2008
Jake Silverman	2010 coach
Chad Baum	2012-19, coach
Wyatt Johnson	2021-22
Max Ortega	2023-

37

Jon Hockenberry, Sr.*	1982 coach
Paul Johnson	1986
Keith Kaub	1988
Kevin Bill*	1992
Kimson Hallibaugh	1993-95
Tim Baron	1996-97
Jason Stewart	1998
Trevor Mortensen	2002
Evan Myrick*	2003-04
Rod Wilson*	2005
Dennis Gerbas	2006-07
Joe Navilhon	2013
Dom Davis*	2014
Dillon Brown	2017-20
Brendan Bobo	2021-22
Jack Meek	2023
TJ Stottlemire	2025-

38

Jack Hartfelder*	1985-86
Rick Mercadefe*	1991
Dan Naulty	1992
Chad Phillips*	1993
Ryan Jara	1994-95
Brian Tokarse	1996-97

ALL-TIME JERSEY NUMBERS (since 1975)

Ruben Jurado	1998-99
Dustin Miller	2002-06
Dustin Birosak	2007
Jake Floethe	2010-11
David Birosak	2013
Josh Estill	2015
Josh Rios*	2016-17
Nick Ciandro	2018-19
Carter White	2021-23
Cam Burdick	2024
Niko Lombardi	2025-

39

Matt Hattabaugh	1990-91
Tony Fetchel	1993-94
Mike Kirby*	1995, 97-99 coach
Brent Billingsley	1996
Jake Moon	2000
Travis Esquibel	2001-02
Vance Otake	2004
McCullough Dean*	2007
Brock Floro	2009-10; 2011 coach
Jesse Jenner	2012
Jason Dietrich	2013- coach
JT McLellan	2016-17
Jacob Dominguez	2018
Jeff Pelligrino	2019-20
Omar Veloz	2021
Draven Nushida	2023-24

40

Ken Hokuf	1989
Brian Wixom	1992
Armando Plascencia*	1993
Matt Wagner	1994
John Mitchell	1995
Russ Vanderhook	1997-99
Josh Weller	2000-01
Jeff Housman	2002
Geoff Tesmer*	2003
Matthew Fahey	2005
Mike Anderson	2006
Brendan Hall*	2007
Kyle Mertins	2009-10
Grahamm Wiest*	2011
Phillip Jones	2012
Josh Vargas	2015-16
Boston Romero	2017
Matthew Sanchez	2019-21

41

Gary Henderson*	1989
Vern Ruhle*	1990 coach
Greg Brannis	1991
Jeff Scarpitti	1992
Rob Nay*	1993
Danny Reeser*	1995
Rick Parmenter*	1996
Joe Torri*	1997-98
Jeff Gates	1999
Mike Rouse	2000
Sean Alley	2001
Joe Scott	2005-09
Matt Redfearn*	2010
Anthony Trajano	2011
Kyle Murray	2013
Turner Buis	2015
Landon Anderson	2018-21
Evan Yates	2022-24
Jack Burke	2025-

42

Dave Ayala	1989
Steve Cardona	1995-96
Mike Garner	1997-99

Travis Ingle	2001-03
Wes Roemer	2005
Billy Pinkerton	2006
Ryan Ackland	2008-11
Clay Williamson	2012-14
Jake Pavletich*	2014
Gavin Velasquez	2016-18
Isaiah Garcia	2019-20
Evan Adolphus	2020-21
Waldie Perez	2023

43

Fred Hoover	1990 coach
Bryan Kaylor*	1997-98
Sean Bischofberger	1999
Dan Mercadafe	2000
Eric Echevarria	2002-06
Jake Vasquez	2007
Jordan Tripp*	2008
Walker Moore	2009
Maxwell Gibbs	2014-17
Damon Treadwell*	2019-20
Samuel Gomez	2021-22
Carter Herrera	2023
Nico Regino	2024

Branson Terry **2025-**

44

Fred Hoover*	1989 coach
Mike Van Blaircom	1991
Marcus Nelson	1992-93
Jose Peraza*	1994
Mike Brambilla*	1995-96
Jojo Hernandez	1997
David Trentine	1998
P.J. Pilitere	2000-04
Jeff Soulages	2005
Nick Mahin	2007
Erik Komatsu	2008
Cody Collins*	2009
Jonathan Davis	2010
Dimitri DeLaFuente	2012
John Gavin	2015-17
Michael Weisberg	2019-22
Izeah Muniz	2023

Payton Hawkinson **2024-**

45

Mike Greenlee	1995-97
Erasmus Ramirez	1998
Aaron Rifkin	1999-2001
Jake Mendrin	2002-03
Brian Stevens	2005-06
Jake Silverman	2008; 2009 coach
David Hurlbut	2010-11
Christian Coronado	2014
Bryce Brooks	2016
Brandon Moore	2018
Jake Gentry	2021-22
Aaron Cenicerros	2023-24

Dylan Smith **2025-**

46

Chris Jakubauskas*	1998
Richie Burgos	2001
Sergio Pedroza	2003-05
Billy Marcoe	2006-07
Richy Pedroza	2010
Miles Chambers	2013-16
Max Miller	2018-19
Tyler Holley	2024

Landon Martin **2025-**

47

Ryan Alvarez*	1999
Adam Cooper*	2001-2003
Kyle Hardman*	2007
R.J. Hively*	2008-09
Shane Stillwagon	2013-16
Brady Barcelos	2019-20
Ryan Hare	2021
Izeah Muniz	2022

Dylan Goff **2024-**

48

Sean Martin	1999-2003
Geoff Tesmer*	2004
Jeff Kaplan	2007-08
Bryan Conant	2013
Scott Serigstad	2016
Josh Urps	2020
James Wambold	2021
Aaron Petersen*	2023

Nick Miller **2025-**

49

Barry Hawkins	1999
Chris Beck	2000
Jason Windsor	2003-04
Jared Clark	2005
Brad Barragar*	2007-08
Miguel Ortiz	2020-21
Andrew Morones	2023-24

Athen Malone **2025-**

50

John Estes	2003-06
Jace Champerlin	2018
Christian Rodriguez	2021-23

Chad Gurnea **2024-**

51

Nick Lovato	2003
Mark Davidson*	2004
Ryan Paul	2006
John Basnight*	2007
Jason Dovel	2008-09
Greg Velazquez	2011
Tyler Peitzmeier	2012-15
Titus Groeneweg	2019-21
Fynn Chester	2022-23
Michael Flores	2024

Brady Dockan **2025-**

52

John Tucker	2003
Sean Urena	2006-07
Kevin Rath	2008

Andrew Miller **2025-**

53

Vinnie Pestano	2004-06
Matt Powell	2008
Colin O'Connell	2009-10
Cody Webster*	2011
Michael Lopez	2012-13
Blake Quinn	2016
Jason Krakoski	2024

54

Austin Kingsolver	2009
Casey Watkins	2011-13

Jose Zamora*	2014
Kyle Murray	2015-16
Brian Landon*	2019
Derek Turner	2024

Ryan Seo **2025-**

55

Josh Fellhauer	2007-08
Michael Lorenzen	2011-13
Dakota Wix	2016
Blake Workman	2017-18

Tyler Primanto **2025-**

56

Cristian Brewster **2024-**

57

Derrick Dingeman	2009-10
------------------------	---------

Jakob Schardt **2024-**

58

Jesse Alfaro2023-24

* Never appeared in a Div. I game as a player and is not on the official all-time roster.

This list includes redshirt seasons and coaches.

ALL-TIME GAME-BY-GAME RESULTS VS. OPPONENTS

ALABAMA

First Year Played/Last Year Played1998/1999
Overall Record3-3
Current StreakLost 2
Home Record2-1
Road Record1-2
Neutral Record0-0
Longest Winning Streak2 games (2/27/98 to 2/28/98)
Longest Losing Streak2 games (2/27/99 to 2/28/99)
Most Runs Scored in a Game6 runs, 2 times (last on 2/28/99)
Most Runs Scored in a Game by Opponent7 runs (2/28/99)
Largest Margin of Victory4 runs (2/27/98)
Largest Margin of Defeat1 run, 3 times (last on 2/28/99)

Date	Team (H/A)	Result	Extra	Score
02/27/98	#5 Alabama (H)	W		6- 2
02/28/98	#5 Alabama (H)	W		5- 4
03/01/98	#5 Alabama (H)	L		5- 6
02/26/99	#24 Alabama (A)	W		5- 2
02/27/99	#24 Alabama (A) +	L		4- 5
02/28/99	#24 Alabama (A)	L		6- 7

+ Game was suspended and resumed in the 7th inning on 2/28/99

ALABAMA-BIRMINGHAM

First Year Played/Last Year Played2010/2010
Overall Record1-0
Current StreakWon 1
Home Record0-0
Road Record0-0
Neutral Record1-0
Most Runs Scored in a Game12 runs (3/14/10)
Most Runs Scored in a Game by Opponent2 runs (3/14/10)
Largest Margin of Victory10 runs (3/14/10)

Date	Team (H/A)	Result	Extra	Score
3/14/10	Alabama-Birmingham (N)^	W		12- 2

^ San Diego State Tournament (San Diego, Calif.)

ALABAMA STATE

First Year Played/Last Year Played2015/2015
Overall Record0-1
Current StreakLost 1
Home Record0-0
Road Record0-0
Neutral Record0-1
Most Runs Scored in a Game2 runs (2/14/15)
Most Runs Scored in a Game by Opponent3 runs (2/14/15)
Largest Margin of Defeat1 run (2/14/15)

Date	Team (H/A)	Result	Extra	Score
2/14/15	Alabama State (N)^	L		2- 3

^ Opening Weekend Challenge at Bright House Field (Clearwater, Fla.)

ARIZONA

First Year Played/Last Year Played1977/2017
Overall Record64-35
Current StreakWon 1
NCAA Regional Record2-2
NCAA College World Series Record1-0
Overall NCAA Postseason Record3-2
Home Record29-12
Road Record34-22
Neutral Record1-1
Longest Winning Streak13 games (5/2/93 to 2/8/97)
Longest Losing Streak3 games (2/12/77 to 5/28/78)
Extra Innings2-2
Most Runs Scored in a Game23 runs (2/6/97)
Most Runs Scored in a Game by Opponent19, 2 times (last on 2/20/92)
Largest Margin of Victory17 runs (2/12/88)
Largest Margin of Defeat14 runs (2/7/91)

Date	Team (H/A)	Result	Extra	Score
02/11/77	Arizona (A)	W		14- 5

02/12/77	Arizona (A)	W		11- 0
02/12/77	Arizona (A)	L		3- 5
02/10/78	Arizona (A)	L		3- 8
05/28/78	Arizona (N) - REG1	L		3- 7
02/08/79	Arizona (A)	W		9- 7
02/09/79	Arizona (A)	W		9- 0
02/09/79	Arizona (A)	W		8- 4
06/04/79	Arizona (N) - CWS	W		16- 3
02/07/80	Arizona (A)	L		3- 12
02/08/80	Arizona (A)	W		4- 1
02/09/80	Arizona (A)	L		1- 7
02/12/81	#9 Arizona (A)	L		9- 10
02/13/81	#9 Arizona (A)	W		8- 2
02/14/81	#9 Arizona (A)	L		0- 2
02/20/81	#9 Arizona (H)	L		1- 2
02/22/81	#9 Arizona (H)	W		4- 3
02/11/82	#11 Arizona (A)	W		12- 4
02/13/82	#11 Arizona (A)	W		5- 1
02/13/82	#11 Arizona (A)	L		2- 7
02/18/82	#11 Arizona (H)	W		3- 2
02/19/82	#11 Arizona (H)	L		1- 2
02/20/82	#11 Arizona (H)	W		17- 3
02/10/83	#20 Arizona (A)	L		11- 19
02/11/83	#20 Arizona (A)	W		8- 5
02/12/83	#20 Arizona (A)	W		5- 2
03/11/83	Arizona (H)	W		4- 3
03/12/83	Arizona (H)	W		7- 6
03/13/83	Arizona (H)	W		7- 3
02/10/84	Arizona (H)	L		1- 4
02/11/84	Arizona (H)	L		7- 8
02/11/84	Arizona (H)	W		5- 1
02/16/84	Arizona (A)	W		4- 1
02/17/84	Arizona (A)	W		15- 3
02/18/84	Arizona (A)	W		13- 6
02/14/85	Arizona (H)	W		7- 4
02/15/85	Arizona (H)	L		2- 5
02/16/85	Arizona (H)	L		7- 11
02/13/86	#3 Arizona (A)	W		10- 7
02/14/86	#3 Arizona (A)	L		6- 8
02/15/86	#3 Arizona (A)	W		9- 6
02/12/87	#15 Arizona (H)	L		4- 7
02/14/87	#15 Arizona (H)	W	(10)	7- 6
02/14/87	#15 Arizona (H)	W		5- 4
02/11/88	Arizona (A)	L		9- 14
02/12/88	Arizona (A)	W		22- 5
02/13/88	Arizona (A)	L		6- 13
02/16/89	#2 Arizona (H)	W		7- 3
02/17/89	#2 Arizona (H)	L		6- 7
02/18/89	#2 Arizona (H)	W		7- 5
02/08/90	#22 Arizona (A)	W		10- 3
02/09/90	#22 Arizona (A)	W		6- 1
02/10/90	#22 Arizona (A)	L		8- 9
02/07/91	#23 Arizona (H)	L		1- 15
02/08/91	#23 Arizona (H)	W		7- 2
02/09/91	#23 Arizona (H)	W		5- 4
02/20/92	#14 Arizona (A)	L		15- 19
02/21/92	#14 Arizona (A)	W		22- 6
02/22/92	#14 Arizona (A)	W		16- 5
04/30/93	#9 Arizona (A)	L		9- 11
05/01/93	#9 Arizona (A)	L	(13)	12- 13
05/02/93	#9 Arizona (A)	W		11- 9
02/05/94	Arizona (H)	W		9- 0
02/05/94	Arizona (H)	W		6- 3
02/06/94	Arizona (H)	W		5- 2
02/09/95	Arizona (A)	W		10- 2
02/10/95	Arizona (A)	W		10- 2
02/12/95	Arizona (A)	W		6- 1
02/16/96	Arizona (H)	W		6- 2
02/17/96	Arizona (H)	W		9- 5
02/18/96	Arizona (H)	W		9- 8
02/06/97	Arizona (A)	W		23- 13
02/07/97	Arizona (A)	W		8- 6
02/08/97	Arizona (A)	W		20- 9
02/13/04	#15 Arizona (A)	L		8- 11
02/14/04	#15 Arizona (A)	L		6- 10
02/15/04	#15 Arizona (A)	W		12- 10
03/18/05	#9 Arizona (H)	L		0- 1
03/19/05	#9 Arizona (H)	W		7- 1
03/20/05	#9 Arizona (H)	W		17- 15
06/04/05	#7 Arizona (H) - REG2	L		5- 6
06/05/05	#7 Arizona (H) - REG2	W		7- 2
06/06/05	#7 Arizona (H) - REG2	W		6- 3

03/17/06	Arizona (A)	W		6- 4
03/18/06	Arizona (A)	W		5- 3
03/19/06	Arizona (A)	W		5- 3
02/16/07	Arizona (H)	L		1- 2
02/17/07	Arizona (H)	W		9- 0
02/18/07	Arizona (H)	W		9- 2
03/14/08	#1 Arizona (A)	L		3- 8
03/15/08	#1 Arizona (A)	L		2- 6
03/16/08	#1 Arizona (A)	W		10- 7
05/05/09	Arizona (H)	W		5- 2
05/06/09	Arizona (H)	W		8- 4
03/05/10	Arizona (A)	L	(11)	7- 8
03/06/10	Arizona (A)	W		6- 1
03/07/10	Arizona (A)	L		1- 10
03/02/16	Arizona (A)	L		0- 2
03/15/17	Arizona (H)	W		4- 0

(REG1) NCAA West Regional at USC (Los Angeles, Calif.)

(CWS) College World Series at Rosenblatt Stadium (Omaha, Neb.)

(REG2) NCAA Regional at Cal State Fullerton (Fullerton, CA)

ARIZONA STATE

First Year Played/Last Year Played1975/2024
Overall Record33-40
Current StreakWon 1
NCAA Regional Record7-4
NCAA Super Regional Record3-3
NCAA College World Series Record1-1
Overall NCAA Postseason Record11-8
Home Record16-14
Road Record16-25
Neutral Record1-1
Longest Winning Streak4 games (03/28/12 to 05/30/15)
Longest Losing Streak6 games, 2 times (6/6/75 to 2/26/77, 3/5/19 to 3/14/21)
Extra Innings2-2
Most Runs Scored in a Game18 (2/24/79)
Most Runs Scored in a Game by Opponent19 runs (5/24/81)
Largest Margin of Victory12 runs (2/10/85)
Largest Margin of Defeat11 runs (2/8/85)

Date	Team (H/A)	Result	Extra	Score
02/24/75	Arizona State (A)	W		7- 6
02/25/75	Arizona State (A)	L		2- 7
02/26/75	Arizona State (A)	L		3- 4
03/19/75	Arizona State (H)	W		10- 8
06/06/75	Arizona State (N) - CWS	L		3- 5
02/27/76	Arizona State (A)	L		1- 11
02/28/76	Arizona State (A)	L		4- 6
02/28/76	Arizona State (A)	L		4- 5
02/25/77	Arizona State (A)	L		4- 5
02/26/77	Arizona State (A)	L		3- 7
02/26/77	Arizona State (A)	W		9- 8
05/27/77	Arizona State (A) - REG1	L		2- 6
02/23/79	Arizona State (A)	L		4- 5
02/24/79	Arizona State (A)	L		3- 10
02/24/79	Arizona State (A)	W		18- 12
02/29/80	Arizona State (A)	L		10- 13
03/01/80	Arizona State (A)	L		7- 8
03/01/80	Arizona State (A)	L		3- 5
02/06/81	#1 Arizona State (H)	W		3- 1
02/07/81	#1 Arizona State (H)	W		7- 5
05/24/81	#1 Arizona State (A) - REG2	L		8- 19
05/25/81	#1 Arizona State (A) - REG2	L		7- 12
05/29/82	#1 Arizona State (A) - REG3	W		10- 9
05/30/82	#1 Arizona State (A) - REG3	W		8- 7
05/28/83	#20 Arizona State (A) - REG3	L		0- 8
06/08/84	#1 Arizona State (N) - CWS	W		6- 1
02/08/85	#3 Arizona State (A)	L		5- 16
02/09/85	#3 Arizona State (A)	L		3- 7
02/10/85	#3 Arizona State (A)	W		15- 3
03/16/99	#20 Arizona State (H)	W		7- 5
03/14/00	#9 Arizona State (A)	W		5- 4
02/23/01	#5 Arizona State (H)	L		3- 5
04/09/01	#15 Arizona State (H)	W		13- 6
05/26/01	#17 Arizona State (H) - REG4	W		13- 3
02/22/02	#16 Arizona State (A)	W		3- 2
02/23/02	#16 Arizona State (A)	L		4- 9
02/24/02	#16 Arizona State (A)	W		7- 5
06/06/03	#5 Arizona State (H) - SR	W		5- 1
06/07/03	#5 Arizona State (H) - SR	L		6- 7
06/08/03	#5 Arizona State (H) - SR	W		5- 1
06/05/04	#17 Arizona State (H) - REG4	W		5- 0

ALL-TIME GAME-BY-GAME RESULTS VS. OPPONENTS

06/10/05	Arizona State (H) - SR	W	3-	2
06/11/05	Arizona State (H) - SR	L	2-	6
06/12/05	Arizona State (H) - SR	L	8-	9
04/22/08	#6 Arizona State (H)	W	10-	9
04/23/08	#6 Arizona State (H)	L (10)	8-	10
03/31/09	#3 Arizona State (A) \$	W	7-	5
04/01/09	#3 Arizona State (A) \$	L	1-	3
03/16/10	#10 Arizona State (H)+	L	5-	6
03/17/10	#10 Arizona State (H)+	L	6-	8
03/22/11	#6 Arizona State (H) +	W	7-	3
03/23/11	#6 Arizona State (H) +	L	1-	10
03/27/12	#14 Arizona State (A)	L	0-	1
03/28/12	#14 Arizona State (A)	W	9-	5
06/01/13	#24 Arizona State (H) - REG5 W		1-	0
06/02/13	#24 Arizona State (H) - REG5 W		6-	1
05/30/15	#19 Arizona State (H) - REG6 W	(14)	3-	2
03/08/16	Arizona State (H)	L	3-	5
03/09/16	Arizona State (H)	L (14)	1-	2
03/07/17	Arizona State (A)	W	10-	4
03/08/17	Arizona State (A)	W	13-	4
04/03/18	Arizona State (A)	W	7-	6
04/04/18	Arizona State (A)	W	2-	1
03/05/19	#15 Arizona State (H)	L	4-	6
03/03/20	#9 Arizona State (H)	L	2-	12
03/04/20	#9 Arizona State (H)	L	3-	9
03/12/21	Arizona State (A)	L	0-	10
03/13/21	Arizona State (A)	L	4-	6
03/14//21	Arizona State (A)	L	2-	5
04/25/23	Arizona State (A)	L	1-	9
04/26/23	Arizona State (A)	W	11-	8
04/16/24	Arizona State (H)	L	1-	3
04/17/24	Arizona State (H)	W (7)	14-	4

+ DeMarini West Coast Challenge, Fullerton, Calif.

\$ DeMarini West Coast Challenge, Tempe, Ariz.

(CWS) College World Series at Rosenblatt Stadium (Omaha, Neb.)

(1) NCAA Rocky Mountain Regional at Arizona State (Tempe, Ariz.)

(2) NCAA West Regional at Arizona State (Tempe, Ariz.)

(3) NCAA West Regional II at Arizona State (Tempe, Ariz.)

(4) NCAA Regional at Cal State Fullerton (Fullerton, Calif.)

(5) NCAA Regional at Cal State Fullerton (Fullerton, Calif.)

(6) NCAA Regional at Cal State Fullerton (Fullerton, Calif.)

(SR) NCAA Super Regional at Cal State Fullerton (Fullerton, CA)

ARKANSAS

First Year Played/Last Year Played1979/2009
Overall Record3-1
Current StreakLost 1
NCAA College World Series Record2-1
Overall NCAA Postseason Record2-1
Home Record0-0
Road Record0-0
Neutral Record3-1
Longest Winning Streak3 games (6/6/79 to 3/7/93)
Most Runs Scored in a Game13 runs (6/6/79)
Most Runs Scored in a Game by Opponent	10 runs, 2 times (last on 6/13/09)
Largest Margin of Victory3 runs (6/6/79)
Largest Margin of Defeat4 runs (6/13/09)

Date	Team (H/A)	Result	Extra	Score
6/6/79	Arkansas (N) - CWS	W		13- 10
6/8/79	Arkansas (N) - CWS	W		2- 1
3/7/93	Arkansas (N) +	W		6- 5
6/13/09	Arkansas (N) - CWS	L		6- 10

+ at Oscar Mayer Classic (Metrodome, Minneapolis, Minn.)

(2) College World Series at Rosenblatt Stadium (Omaha, Neb.)

AUSTIN PEAY

First Year Played/Last Year Played2012/2012
Overall Record0-1
Current StreakLost 1
NCAA Regional Record0-1
Overall NCAA Postseason Record0-1
Home Record0-0
Road Record0-0
Neutral Record0-1
Most Runs Scored in a Game0 runs (6/3/12)
Most Runs Scored in a Game by Opponent3 runs (6/3/12)

Largest Margin of Defeat.....3 runs (6/3/12)				
Date	Team (H/A)	Result	Extra	Score
6/3/12	Austin Peay - REG	L		0- 3

AZUSA PACIFIC

First Year Played/Last Year Played1979/1985
Overall Record11-1
Current StreakWon 1
Home Record5-1
Road Record6-0
Neutral Record0-0
Longest Winning Streak10 games (3/23/79 to 4/4/84)
Most Runs Scored in a Game14 runs (4/29/81)
Most Runs Scored in a Game by Opponent	6 runs, 3 times (last on 4/10/85)
Largest Margin of Victory9 runs (4/29/81)
Largest Margin of Defeat4 runs (3/19/85)

Date	Team (H/A)	Result	Extra	Score
03/23/79	Azusa Pacific (H)	W		7- 6
02/27/80	Azusa Pacific (A)	W		9- 2
03/27/80	Azusa Pacific (H)	W		9- 2
03/10/81	Azusa Pacific (H)	W		5- 4
04/29/81	Azusa Pacific (A)	W		14- 5
04/21/82	Azusa Pacific (A)	W		7- 4
03/23/83	Azusa Pacific (H)	W		6- 5
05/04/83	Azusa Pacific (A)	W		9- 5
03/21/84	Azusa Pacific (H)	W		5- 2
04/04/84	Azusa Pacific (A)	W		6- 5
03/19/85	Azusa Pacific (H)	L		2- 6
04/10/85	Azusa Pacific (A)	W		10- 6

BAYLOR

First Year Played/Last Year Played2000/2018
Overall Record9-4
Current StreakWon 4
Home Record5-1
Road Record3-3
Neutral Record1-0
Longest Winning Streak3 games (2/27/15 to 2/28/15)
Most Runs Scored in a Game16 runs (2/12/00)
Most Runs Scored in a Game by Opponent9 runs (2/13/00)
Largest Margin of Victory12 runs (2/12/00)
Largest Margin of Defeat8 runs (2/13/09)

Date	Team (H/A)	Result	Extra	Score
02/11/00	#10 Baylor (H)	W		1- 0
02/12/00	#10 Baylor (H)	W		16- 4
02/13/00	#10 Baylor (H)	L		1- 9
02/09/01	#21 Baylor (A)	W		2- 1
02/10/01	#21 Baylor (A)	L		0- 5
02/11/01	#21 Baylor (A)	W		5- 0
03/07/14	Baylor (A)	W		11- 0
03/08/14	Baylor (A)	L		0- 1
03/09/14	Baylor (A)	L		4- 5
02/27/15	Baylor (H)	W		10- 1
02/27/15	Baylor (H)	W		11- 6
02/28/15	Baylor (H)	W		7- 6
06/01/18	Baylor (N) REG	W		6- 2

REG - Regional at Stanford (Stanford, Calif.)

BIOLA

First Year Played/Last Year Played1976/2001
Overall Record4-0
Current StreakWon 4
Home Record2-0
Road Record2-0
Neutral Record0-0
Longest Winning Streak4 games (2/16/76 to 5/2/01)
Most Runs Scored in a Game18 runs (2/16/76)
Most Runs Scored in a Game by Opponent6 runs (5/2/01)
Largest Margin of Victory18 runs (2/16/76)

Date	Team (H/A)	Result	Extra	Score
02/16/76	Biola (A)	W		18- 0

02/22/78	Biola (A)	W		10- 2
02/28/79	Biola (H)	W		4- 2
05/02/01	Biola (H)	W		7- 6

BYU

First Year Played/Last Year Played1983/2022
Overall Record8-5
Current StreakLost 1
Home Record5-2
Road Record0-0
Neutral Record3-3
Longest Winning Streak5 games (3/22/86 to 2/15/01)
Longest Losing Streak2 games (3/29/83 to 3/31/83)
Most Runs Scored in a Game13 runs (6/01/17)
Most Runs Scored in a Game by Opponent	13 runs, 2 times (last on 3/19/86)
Largest Margin of Victory11 runs (6/01/17)
Largest Margin of Defeat10 runs (3/31/81)

Date	Team (H/A)	Result	Extra	Score
03/29/83	BYU (N) +	L		4- 5
03/31/83	BYU (N) +	L		3- 13
03/31/84	#5 BYU (N) ^	W		11- 4
03/19/86	#22 BYU (N) +	L		4- 13
03/22/86	#22 BYU (N) +	W		5- 3
03/14/96	BYU (H)	W		6- 2
03/15/96	BYU (H)	W		10- 0
03/16/96	BYU (H)	W		3- 0
02/15/01	BYU (H)	W		2- 1
02/16/01	BYU (H)	L		2- 8
02/17/01	BYU (H)	W		5- 0
06/01/17	BYU (N)	W		13- 2
05/03/22	BYU (H)	L		5- 10

+ Best of the West Tournament at Fresno State (Fresno, Calif.)

^ Riverside Baseball Invitational at UC Riverside (Riverside, Calif.)

CAL

First Year Played/Last Year Played1978/2000
Overall Record16-10
Current StreakWon 1
Home Record9-6
Road Record7-4
Neutral Record0-0
Longest Winning Streak6 games (2/17/78 to 2/23/85)
Longest Losing Streak	2 games, 3 times (last from 3/10/00 to 3/11/00)
Extra Innings2-2
Most Runs Scored in a Game14 runs (2/23/86)
Most Runs Scored in a Game by Opponent13 runs (3/24/90)
Largest Margin of Victory11 runs (1/31/98)
Largest Margin of Defeat9 runs (2/24/85)

Date	Team (H/A)	Result	Extra	Score
02/17/78	Cal (H)	W		4- 3
02/16/79	Cal (H)	W		4- 1
02/17/79	Cal (H)	W		5- 4
02/17/79	Cal (H)	W		7- 6
02/22/85	#20 Cal (A)	W		5- 4
02/23/85	#20 Cal (A)	W		7- 6
02/24/85	#20 Cal (A)	L		3- 12
02/21/86	#6 Cal (H)	W		8- 1
02/22/86	#6 Cal (H)	L		5- 6
02/23/86	#6 Cal (H)	W		14- 8
02/20/87	Cal (A)	L		5- 9
02/21/87	Cal (A)	W		9- 3
02/22/87	Cal (A)	W		9- 7
03/04/89	#5 Cal (H)	L		4- 6
03/05/89	#5 Cal (H)	L		4- 5
03/23/90	Cal (H)	W	(10)	5- 4
03/24/90	Cal (H)	L		9- 13
03/25/90	Cal (H)	L		2- 6
03/15/91	Cal (A)	W		8- 4
03/16/91	Cal (A)	W		12- 5
01/30/98	Cal (H)	L	(12)	5- 6
01/31/98	Cal (H)	W		12- 1
02/01/98	Cal (H)	W		8- 7
03/10/00	Cal (A)	L		5- 9
03/11/00	Cal (A)	L	(10)	5- 6
03/12/00	Cal (A)	W	(11)	4- 3

ALL-TIME GAME-BY-GAME RESULTS VS. OPPONENTS

CAL LUTHERAN

First Year Played/Last Year Played1984/1991
Overall Record2-0
Current StreakWon 2
Home Record2-0
Road Record0-0
Neutral Record0-0
Longest Winning Streak2 games (4/25/84 to 3/22/91)
Most Runs Scored in a Game20 runs (3/22/91)
Most Runs Scored in a Game by Opponent3 runs (3/22/91)
Largest Margin of Victory17 runs (3/22/91)

Date	Team (H/A)	Result	Extra	Score
04/25/84	Cal Lutheran (H)	W		16- 0
03/22/91	Cal Lutheran (H)	W		20- 3

CAL POLY SLO

First Year Played/Last Year Played1984/2024
Overall Record66-31
Current StreakLost 2
Overall Conference (Big West) Record57-32
Big West Conference Tournament Record1-0
Home Record38-10
Road Record27-22
Neutral Record1-0
Longest Winning Streak11 games (4/13/84 to 5/3/97)
Longest Losing Streak7 games (5/14/21 to 5/15/22)
Extra Innings1-1
Most Runs Scored in a Game27 runs (5/1/04)
Most Runs Scored in a Game by Opponent14 runs (5/4/97)
Largest Margin of Victory25 runs (5/1/04)
Largest Margin of Defeat10 runs, 3 times (last 5/15/21)

Date	Team (H/A)	Result	Extra	Score
04/13/84	Cal Poly SLO (H)	W		3- 0
04/15/84	Cal Poly SLO (H)	W		18- 4
02/16/87	Cal Poly SLO (H)	W		7- 6
03/18/95	Cal Poly SLO (H)	W		8- 3
03/19/95	Cal Poly SLO (H)	W		12- 3
03/20/95	Cal Poly SLO (H)	W		15- 1
03/14/97	Cal Poly SLO (H) •	W		8- 7
03/15/97	Cal Poly SLO (H) •	W		18- 5
03/16/97	Cal Poly SLO (H) •	W		16- 8
05/02/97	Cal Poly SLO (A) •	W		6- 5
05/03/97	Cal Poly SLO (A) •	W		12- 5
05/04/97	Cal Poly SLO (A) •	L		4- 14
05/17/97	Cal Poly SLO (N) - BWT	W		8- 5
03/13/98	Cal Poly SLO (A) •	W		16- 2
03/14/98	Cal Poly SLO (A) •	W		12- 1
03/15/98	Cal Poly SLO (A) •	W		8- 5
05/01/98	Cal Poly SLO (H) •	W		10- 6
05/02/98	Cal Poly SLO (H) •	W		17- 9
05/03/98	Cal Poly SLO (H) •	W		9- 2
04/16/99	Cal Poly SLO (H) •	W		9- 1
04/17/99	Cal Poly SLO (H) •	W		12- 5
04/18/99	Cal Poly SLO (H) •	W		11- 8
04/20/00	Cal Poly SLO (A) •	L		1- 2
04/21/00	Cal Poly SLO (A) •	W		8- 7
04/22/00	Cal Poly SLO (A) •	W		7- 5
03/16/01	Cal Poly SLO (H)	W		3- 1
03/17/01	Cal Poly SLO (H)	L		1- 2
03/18/01	Cal Poly SLO (H)	W		12- 0
05/04/01	Cal Poly SLO (A) •	W		7- 3
05/05/01	Cal Poly SLO (A) •	W		13- 1
05/06/01	Cal Poly SLO (A) •	W		10- 4
03/28/02	Cal Poly SLO (H) •	W		4- 1
03/29/02	Cal Poly SLO (H) •	W		7- 5
03/30/02	Cal Poly SLO (H) •	L		2- 3
04/25/03	Cal Poly SLO (A) •	W		11- 3
04/26/03	Cal Poly SLO (A) •	W		26- 7
04/27/03	Cal Poly SLO (A) •	W		4- 3
04/30/04	Cal Poly SLO (H) •	W		3- 2
05/01/04	Cal Poly SLO (H) •	W		27- 2
05/02/04	Cal Poly SLO (H) •	W		9- 4
05/06/05	#20 Cal Poly SLO (A) •	W		3- 1
05/07/05	#20 Cal Poly SLO (A) •	L		3- 4
05/08/05	#20 Cal Poly SLO (A) •	W		3- 1
05/19/06	Cal Poly SLO (H) •	W		6- 4
05/20/06	Cal Poly SLO (H) •	W		3- 1

05/21/06	Cal Poly SLO (H) •	W		1- 0
05/18/07	Cal Poly SLO (A) •	L		3- 6
05/19/07	Cal Poly SLO (A) •	W		7- 1
05/20/07	Cal Poly SLO (A) •	L		1- 3
05/09/08	Cal Poly SLO (H) •	W		6- 4
05/10/08	Cal Poly SLO (H) •	L		4- 11
05/11/08	Cal Poly SLO (H) •	W		12- 9
05/08/09	#12 Cal Poly SLO (A) •	W		8- 4
05/09/09	#12 Cal Poly SLO (A) •	W		7- 3
05/10/09	#12 Cal Poly SLO (A) •	L		4- 7
04/23/10	Cal Poly SLO (H) •	W		8- 6
04/24/10	Cal Poly SLO (H) •	W		11- 3
04/25/10	Cal Poly SLO (H) •	W		9- 2
04/21/11	Cal Poly SLO (A) •	L		2- 7
04/22/11	Cal Poly SLO (A) •	L		2- 4
04/23/11	Cal Poly SLO (A) •	W		9- 3
04/20/12	Cal Poly SLO (H) •	W		6- 1
04/21/12	Cal Poly SLO (H) •	L		6- 8
04/22/12	Cal Poly SLO (H) •	W	(10)	5- 4
04/19/13	#23 Cal Poly SLO (A) •	L		1- 2
04/20/13	#23 Cal Poly SLO (A) •	W		10- 5
04/21/13	#23 Cal Poly SLO (A) •	W		6- 4
04/17/14	#3 Cal Poly SLO (A) •	L		0- 8
04/18/14	#3 Cal Poly SLO (A) •	L	(13)	3- 4
04/19/14	#3 Cal Poly SLO (A) •	L		0- 3
04/02/15	Cal Poly SLO (H) •	L		0- 5
04/03/15	Cal Poly SLO (H) •	W		2- 1
04/04/15	Cal Poly SLO (H) •	W		13- 2
04/08/16	Cal Poly SLO (A) •	W		2- 1
04/09/16	Cal Poly SLO (A) •	L		0- 1
04/10/16	Cal Poly SLO (A) •	L		3- 6
04/21/17	Cal Poly SLO (A) •	W		4- 7
04/22/17	Cal Poly SLO (A) •	L		6- 13
04/23/17	Cal Poly SLO (A) •	L		4- 8
04/06/18	Cal Poly SLO (H) •	W		5- 1
04/07/18	Cal Poly SLO (H) •	W		5- 4
04/08/18	Cal Poly SLO (H) •	W		6- 3
04/05/19	Cal Poly SLO (A) •	W		16- 2
04/06/19	Cal Poly SLO (A) •	L		3- 5
04/07/19	Cal Poly SLO (A) •	W		16- 6
05/14/21	Cal Poly SLO (A) •	L		1- 5
05/15/21	Cal Poly SLO (A) •	L	(8)	3- 13
05/15/21	Cal Poly SLO (A) •	L	(7)	0- 10
05/16/21	Cal Poly SLO (A) •	L		1- 9
05/13/22	Cal Poly SLO (H) •	L		4- 13
05/14/22	Cal Poly SLO (H) •	L		2- 6
05/15/22	Cal Poly SLO (H) •	L		3- 4
05/25/23	Cal Poly SLO (A) •	W		9- 4
05/26/23	Cal Poly SLO (A) •	W		7- 4
05/27/23	Cal Poly SLO (A) •	L		4- 5
03/28/24	Cal Poly SLO (H) •	W		8- 2
03/29/24	Cal Poly SLO (H) •	L		2- 5
03/29/24	Cal Poly SLO (H) •	L		0- 6

• Conference game
(BWT) Big West Conference Tournament at Blair Field (Long Beach, Calif.)

CAL POLY POMONA

First Year Played/Last Year Played1976/1995
Overall Record24-8
Current StreakWon 4
Home Record15-5
Road Record9-3
Neutral Record0-0
Longest Winning Streak5 games, 2 times (last from 3/31/82 to 2/23/84)
Most Runs Scored in a Game20 runs (3/1/77)
Most Runs Scored in a Game by Opponent12 runs, 2 times (last on 3/10/82)
Largest Margin of Victory16 runs (3/1/77)
Largest Margin of Defeat5 runs (2/26/81)

Date	Team (H/A)	Result	Extra	Score
02/17/76	Cal Poly Pomona (A)	W		10- 9
02/20/76	Cal Poly Pomona (H)	W		5- 3
03/12/76	Cal Poly Pomona (A)	W		10- 4
02/15/77	Cal Poly Pomona (H)	W		15- 5
03/01/77	Cal Poly Pomona (H)	W		20- 4
03/30/77	Cal Poly Pomona (A)	L		3- 5
03/09/78	Cal Poly Pomona (H)	W		13- 6
03/27/78	Cal Poly Pomona (A)	L		2- 3
04/10/78	Cal Poly Pomona (H)	W		8- 0
02/14/79	Cal Poly Pomona (H)	L		2- 4

03/06/79	Cal Poly Pomona (A)	W		13- 6
04/09/80	Cal Poly Pomona (H)	W		10- 7
04/23/80	Cal Poly Pomona (A)	W		10- 8
02/26/81	Cal Poly Pomona (H)	L		7- 12
04/01/81	Cal Poly Pomona (A)	W		7- 1
03/10/82	Cal Poly Pomona (H)	L		10- 12
03/31/82	Cal Poly Pomona (A)	W		9- 0
02/14/83	Cal Poly Pomona (H)	W		10- 6
02/23/83	Cal Poly Pomona (A)	W		8- 3
02/07/84	Cal Poly Pomona (A)	W		12- 3
02/23/84	Cal Poly Pomona (H)	W		17- 5
02/20/85	Cal Poly Pomona (H)	L		10- 11
02/07/86	Cal Poly Pomona (A)	W		5- 4
02/08/86	Cal Poly Pomona (H)	W		8- 2
02/18/87	Cal Poly Pomona (A)	L		4- 6
03/07/87	Cal Poly Pomona (H)	W		4- 1
01/26/88	Cal Poly Pomona (H)	W		5- 1
02/21/89	Cal Poly Pomona (H)	L		7- 8
01/30/90	Cal Poly Pomona (H)	W		6- 1
01/29/91	Cal Poly Pomona (H)	W		7- 2
04/01/92	Cal Poly Pomona (H)	W		4- 3
01/31/95	Cal Poly Pomona (H)	W		7- 1

CAL STATE DOMINGUEZ HILLS

First Year Played/Last Year Played1975/1987
Overall Record12-3
Current StreakLost 1
Home Record8-2
Road Record4-1
Neutral Record0-0
Longest Winning Streak12 games (3/16/76 to 4/14/82)
Longest Losing Streak2 games (3/4/75 to 4/1/75)
Most Runs Scored in a Game23 runs (3/20/80)
Most Runs Scored in a Game by Opponent10 (2/22/77)
Largest Margin of Victory19 runs (3/20/80)
Largest Margin of Defeat4 runs (3/4/75)

Date	Team (H/A)	Result	Extra	Score
03/04/75	CS Dominguez Hills (H)	L		2- 6
04/01/75	CS Dominguez Hills (A)	L		1- 2
03/16/76	CS Dominguez Hills (A)	W		3- 0
03/28/76	CS Dominguez Hills (H)	W		5- 2
02/22/77	CS Dominguez Hills (H)	W		12- 10
04/13/77	CS Dominguez Hills (A)	W		7- 3
02/15/78	CS Dominguez Hills (H)	W		5- 0
04/18/78	CS Dominguez Hills (A)	W		4- 3
03/04/79	CS Dominguez Hills (H)	W		3- 1
03/20/80	CS Dominguez Hills (H)	W		23- 4
02/19/81	CS Dominguez Hills (H)	W		3- 2
04/15/81	CS Dominguez Hills (H)	W		5- 4
02/17/82	CS Dominguez Hills (H)	W		5- 3
04/14/82	CS Dominguez Hills (A)	W		5- 4
02/28/87	CS Dominguez Hills (H)	L		5- 6

CAL STATE LOS ANGELES

First Year Played/Last Year Played1975/1991
Overall Record29-8
Current StreakWon 7
Overall Conference (SCBA) Record21-7
SCBA Playoff0-1
Home Record18-3
Road Record11-4
Neutral Record0-1
Longest Winning Streak9 games (2/24/78 to 4/27/80)
Longest Losing Streak5 games (4/22/77 to 5/20/77)
Most Runs Scored in a Game20 runs, 2 times (last on 4/27/80)
Most Runs Scored in a Game by Opponent11 runs (5/4/81)
Largest Margin of Victory17 runs (4/27/80)
Largest Margin of Defeat5 runs (4/12/88)

Date	Team (H/A)	Result	Extra	Score
03/03/75	Cal State Los Angeles (A)	W		11- 4
04/29/75	Cal State Los Angeles (H)	W		7- 1
03/23/76	Cal State Los Angeles (H)	W		14- 5
05/04/76	Cal State Los Angeles (A)	W		20- 5
04/22/77	Cal State Los Angeles (H) •	L		0- 2
04/23/77	Cal State Los Angeles (A) •	L		8- 9
04/23/77	Cal State Los Angeles (A) •	L		1- 4
05/03/77	Cal State Los Angeles (A) •	L		0- 1

ALL-TIME GAME-BY-GAME RESULTS VS. OPPONENTS

05/20/77	Cal State Los Angeles (N) ^	L	3-	6
02/24/78	Cal State Los Angeles (A) •	W	8-	5
04/14/78	Cal State Los Angeles (A) •	W	10-	3
04/23/78	Cal State Los Angeles (H) •	W	8-	1
04/23/78	Cal State Los Angeles (H) •	W	8-	0
04/17/79	Cal State Los Angeles (A) •	W	12-	6
05/04/79	Cal State Los Angeles (A) •	W	9-	0
05/05/79	Cal State Los Angeles (H) •	W	8-	3
05/05/79	Cal State Los Angeles (H) •	W	4-	2
04/27/80	Cal State Los Angeles (H) •	W	20-	3
05/9/80	Cal State Los Angeles (H) •	L	5-	6
05/10/80	Cal State Los Angeles (A) •	W	14-	0
05/10/80	Cal State Los Angeles (A) •	W	15-	6
04/07/81	Cal State Los Angeles (H) •	W	11-	9
04/17/81	Cal State Los Angeles (H) •	W	12-	4
05/04/81	Cal State Los Angeles (H) •	W	13-	11
05/04/81	Cal State Los Angeles (H) •	W	8-	2
04/23/82	Cal State Los Angeles (H) •	L	6-	9
04/24/82	Cal State Los Angeles (A) •	W	16-	6
04/24/82	Cal State Los Angeles (A) •	W	11-	5
05/11/82	Cal State Los Angeles (H) •	W	8-	2
04/12/83	Cal State Los Angeles (A) •	L	4-	9
05/13/83	Cal State Los Angeles (A) •	W	8-	2
05/14/83	Cal State Los Angeles (H) •	W	3-	0
05/14/83	Cal State Los Angeles (H) •	W	3-	1
04/26/88	Cal State Los Angeles (H) •	W	10-	7
04/12/89	Cal State Los Angeles (H) •	W	8-	5
04/05/90	Cal State Los Angeles (H) •	W	9-	6
02/19/91	Cal State Los Angeles (H) •	W	12-	1

• Conference game

^ SCBA playoff for District 8 Tournament

CSUN

Cal State Northridge

First Year Played/Last Year Played	1975/2024
Overall Record	72-30
Current Streak	Lost 3
Overall Conference (Big West) Record	49-21
Home Record	38-14
Road Record	34-16
Neutral Record	0-0
Longest Winning Streak.....	16 games (4/12/03 to 4/11/08)
Longest Losing Streak	3 games, 3 times (last from 4/19/24 to 4/21/24)
Extra Innings.....	0-4
Most Runs Scored in a Game.....	24 runs (4/9/05)
Most Runs Scored in a Game by Opponent.....	15 runs, 2 times (last on 4/13/08)
Largest Margin of Victory	24 runs (4/9/05)
Largest Margin of Defeat	14 runs (4/20/01)

Date	Team (H/A)	Result	Extra	Score
02/11/75	CS Northridge (H)	W	11-	6
03/15/75	CS Northridge (H)	W	2-	1
03/15/75	CS Northridge (H)	W	3-	2
02/10/76	CS Northridge (A)	L	5-	7
02/18/76	CS Northridge (H)	L	5-	11
02/06/77	CS Northridge (A)	W	6-	4
02/16/77	CS Northridge (H)	W	6-	2
03/21/78	CS Northridge (H)	W	16-	12
02/17/88	CS Northridge (H)	W	13-	0
02/15/91	#23 CS Northridge (H)	L	3-	4
02/16/91	#23 CS Northridge (H)	L	0-	7
02/17/91	#23 CS Northridge (A)	L (11)	4-	5
02/17/92	CS Northridge (H)	W	5-	2
03/25/92	#19 CS Northridge (A)	L	4-	10
03/17/93	#23 CS Northridge (H)	W	12-	4
05/05/93	#23 CS Northridge (A)	L	3-	7
02/19/94	CS Northridge (A)	W	1-	0
02/21/94	CS Northridge (H)	W	10-	5
05/04/94	CS Northridge (H)	W	13-	1
03/01/95	CS Northridge (H)	W	5-	3
05/03/95	CS Northridge (A)	W	12-	11
05/01/96	#13 CS Northridge (A)	W	4-	1
01/28/97	CS Northridge (A)	L	3-	5
02/12/97	#23 CS Northridge (H)	W	5-	1
03/03/98	CS Northridge (H)	W	6-	4
03/18/98	CS Northridge (A)	L	6-	8
05/09/00	CS Northridge (A)	W	17-	5
05/16/00	CS Northridge (H)	W	6-	3
04/20/01	CS Northridge (A) •	L	1-	15
04/21/01	CS Northridge (A) •	W	4-	3
04/22/01	CS Northridge (A) •	W	5-	2
04/26/02	#23 CS Northridge (H) •	L	1-	2

04/27/02	#23 CS Northridge (H) •	L (10)	6-	8
04/28/02	#23 CS Northridge (H) •	L	3-	12
03/21/03	CS Northridge (H)	W	10-	0
03/22/03	CS Northridge (H)	W	7-	6
03/23/03	CS Northridge (H)	W	10-	1
04/11/03	CS Northridge (A) •	L	4-	6
04/12/03	CS Northridge (A) •	W	3-	0
04/13/03	CS Northridge (A) •	W	13-	4
04/16/04	CS Northridge (H) •	W	3-	2
04/17/04	CS Northridge (H) •	W	10-	3
04/18/04	CS Northridge (H) •	W	4-	3
03/09/05	CS Northridge (A)	W	7-	4
04/08/05	CS Northridge (A) •	W	11-	1
04/09/05	CS Northridge (A) •	W	24-	0
04/10/05	CS Northridge (A) •	W	8-	1
03/31/06	CS Northridge (H) •	W	2-	1
04/01/06	CS Northridge (H) •	W	6-	1
04/02/06	CS Northridge (H) •	W	14-	2
03/30/07	CS Northridge (A) •	W	4-	3
03/31/07	CS Northridge (A) •	W	9-	4
04/01/07	CS Northridge (A) •	W	7-	6
04/11/08	CS Northridge (H) •	W	12-	0
04/12/08	CS Northridge (H) •	L	2-	4
04/13/08	CS Northridge (H) •	W	17-	15
04/09/09	CS Northridge (A) •	L (15)	4-	5
04/10/09	CS Northridge (A) •	W	7-	5
04/11/09	CS Northridge (A) •	W	8-	0
05/28/10	CS Northridge (H) •	W	6-	0
05/28/10	CS Northridge (H) •	W	6-	0
05/28/10	CS Northridge (H) •	W	15-	4
05/27/11	CS Northridge (A)	L	4-	5
05/28/11	CS Northridge (A)	W	6-	0
05/29/11	CS Northridge (A)	W	11-	6
03/30/12	CS Northridge (H) •	W	7-	2
03/31/12	CS Northridge (H) •	W	8-	6
04/01/12	CS Northridge (H) •	L	1-	5
05/23/13	CS Northridge (A) •	W	5-	2
05/24/13	CS Northridge (A) •	W	6-	4
05/25/13	CS Northridge (A) •	W	9-	6
05/22/14	CS Northridge (H) •	W	4-	2
05/23/14	CS Northridge (H) •	W	3-	0
05/24/14	CS Northridge (H) •	W	6-	0
03/27/15	CSUN (A) •	W	5-	3
03/28/15	CSUN (A) •	L	3-	4
03/29/15	CSUN (A) •	W	7-	2
04/01/16	CSUN (H) •	W	7-	4
04/02/16	CSUN (H) •	W	2-	1
04/03/16	CSUN (H) •	W	8-	5
05/19/17	CSUN (A) •	W	3-	2
05/20/17	CSUN (A) •	W	16-	7
05/21/17	CSUN (A) •	L	4-	8
05/17/18	CSUN (H) •	L	3-	6
05/19/18	CSUN (H) •	W	3-	0
05/20/18	CSUN (H) •	W	11-	4
05/23/19	CSUN (A) •	L	1-	0
05/24/19	CSUN (A) •	W	13-	10
05/25/19	CSUN (A) •	W	9-	2
04/23/21	CSUN (A) •	L (8)	1-	11
04/24/21	CSUN (A) •	W (10)	4-	6
04/24/21	CSUN (A) •	L	2-	10
04/25/21	CSUN (A) •	W (10)	6-	5
04/22/22	CSUN (H) •	W	3-	2
04/23/22	CSUN (H) •	L	1-	2
04/24/22	CSUN (H) •	L	2-	5
04/28/23	CSUN (A) •	L	4-	11
04/29/23	CSUN (A) •	W	15-	1
04/30/23	CSUN (A) •	W	4-	2
04/19/24	CSUN (H) •	L	6-	9
04/20/24	CSUN (H) •	L	4-	6
04/21/24	CSUN (H) •	L (12)	5-	7

• Conference game

CHAPMAN

First Year Played/Last Year Played	1975/1993
Overall Record	26-16
Current Streak	Won 3
Home Record	12-6
Road Record	9-7
Neutral Record	5-3
Longest Winning Streak.....	4 games (3/24/80 to 3/20/82)
Longest Losing Streak	3 games (3/16/83 to 2/21/84)

Most Runs Scored in a Game	14 runs (4/3/80)
Most Runs Scored in a Game by Opponent	13 runs (4/13/79)
Largest Margin of Victory	11 runs, 2 times (last 4/23/93)
Largest Margin of Defeat	11 runs (3/7/76)

Date	Team (H/A)	Result	Extra	Score
02/15/75	Chapman (H)	L	2-	3
02/13/76	Chapman (H)	W	4-	3
03/05/76	Chapman (N) +	W	2-	1
03/07/76	Chapman (N) +	L	1-	12
03/07/76	Chapman (N) +	W	6-	5
04/14/76	Chapman (A)	L	4-	6
02/18/77	Chapman (A)	W	7-	4
04/08/77	Chapman (N) +	W	9-	0
05/11/78	Chapman (A)	L	1-	3
02/20/79	Chapman (H)	W	5-	3
03/22/79	Chapman (A)	W	11-	3
04/13/79	Chapman (N) +	L	4-	13
04/14/79	Chapman (N) +	W	5-	2
04/14/79	Chapman (N) +	L	5-	6
03/24/80	Chapman (H)	W	9-	4
04/03/80	Chapman (N) +	W	14-	12
02/10/81	Chapman (A)	W	3-	2
03/20/82	Chapman (A)	W	3-	2
03/20/82	Chapman (A)	L	1-	3
03/09/83	Chapman (H)	W	8-	2
03/16/83	Chapman (A)	L	6-	10
02/13/84	Chapman (A)	L	3-	5
02/21/84	Chapman (H)	L	6-	10
02/18/85	Chapman (A)	W	7-	3
04/23/85	Chapman (H)	W	3-	2
02/25/86	Chapman (A)	W	10-	6
04/01/86	Chapman (H)	L	0-	8
02/25/87	Chapman (A)	W	13-	2
03/11/87	Chapman (H)	W	11-	5
01/28/88	Chapman (H)	L	1-	8
01/29/88	Chapman (A)	W	5-	0
01/30/88	Chapman (H)	L	7-	10
01/31/89	Chapman (H)	W	6-	3
03/21/89	Chapman (A)	L	1-	7
04/3/90	Chapman (A)	L	1-	4
04/17/90	Chapman (H)	W	4-	3
03/12/91	Chapman (A)	W	6-	3
04/16/91	Chapman (H)	W	9-	8
02/25/92	Chapman (H)	L	4-	6
03/04/92	Chapman (H)	W	10-	3
04/29/92	Chapman (H)	W	10-	4
04/23/93	Chapman (H)	W	12-	1

+ Orange County Tournament (Irvine, Calif.)

CHICO STATE

First Year Played/Last Year Played	1978/1978
Overall Record	1-0
Current Streak	Won 1
Home Record	1-0
Most Runs Scored in a Game	13 runs (2/15/78)
Most Runs Scored in a Game by Opponent	1 run (2/15/78)
Largest Margin of Victory	12 runs (2/15/78)

Date	Team (H/A)	Result	Extra	Score
02/15/78	Chico State (H)	W	13-	1

CLEMSON

First Year Played/Last Year Played	2006/2006
Overall Record	1-0
Current Streak	Won 1
NCAA College World Series Record.....	1-0
Overall NCAA Postseason Record	1-0
Neutral Record	1-0
Most Runs Scored in a Game	7 runs (6/20/06)
Most Runs Scored in a Game by Opponent	6 runs (6/20/06)
Largest Margin of Victory	1 run (6/20/06)

Date	Team (H/A)	Result	Extra	Score
06/20/06	Clemson (N) - CWS	W	7-	6

(CWS) College World Series at Rosenblatt Stadium (Omaha, Neb.)

COLUMBIA

ALL-TIME GAME-BY-GAME RESULTS VS. OPPONENTS

First Year Played/Last Year Played	2013
Overall Record	1-0
Current Streak	Won 1
Home Record	12-6
NCAA Regional Record	1-0
Overall NCAA Postseason Record	1-0
Most Runs Scored in a Game	7 runs (6/20/06)
Most Runs Scored in a Game by Opponent	6 runs (6/20/06)
Largest Margin of Victory	1 run (6/20/06)

Date	Team (H/A)	Result	Extra	Score
06/20/06	Columbia (H) REG- 1	W		4- 1

(1) NCAA Regional (Fullerton, Calif.)

CONNECTICUT

First Year Played/Last Year Played	1979/1979
Overall Record	1-0
Current Streak	Won 1
NCAA College World Series Record	1-0
Overall NCAA Postseason Record	1-0
Neutral Record	1-0
Most Runs Scored in a Game	8 runs (6/3/79)
Most Runs Scored in a Game by Opponent	3 runs (6/3/79)
Largest Margin of Victory	5 runs (6/3/79)

Date	Team (H/A)	Result	Extra	Score
06/03/79	Connecticut (N 2)	W		8- 3

(2) College World Series at Rosenblatt Stadium (Omaha, Neb.)

CREIGHTON

First Year Played/Last Year Played	1990/1990
Overall Record	1-0
Current Streak	Won 1
NCAA Regional Record	1-0
Overall NCAA Postseason Record	1-0
Neutral Record	1-0
Most Runs Scored in a Game	6 runs (5/26/90)
Most Runs Scored in a Game by Opponent	3 runs (5/26/90)
Largest Margin of Victory	3 runs (5/26/90)

Date	Team (H/A)	Result	Extra	Score
05/26/90	#23 Creighton (N) - REG	W		6- 3

(REG) NCAA Central Regional at Texas (Austin, Texas)

CSU BAKERSFIELD

First Year Played/Last Year Played	2013/2024
Overall Record	8-5
Current Streak	Lost 1
Home Record	5-0
Road Record	3-5
Overall Conference (Big West) Record	4-2
Most Runs Scored in a Game	13 runs (4/6/24)
Most Runs Scored in a Game by Opponent	14 runs (4/22/15)
Largest Margin of Victory	11 runs (3/18/15)
Largest Margin of Defeat	13 runs (4/22/15)

Date	Team (H/A)	Result	Extra	Score
02/17/13	CSU Bakersfield	W		8- 2
03/18/15	CSU Bakersfield	W		11- 0
02/17/15	CSU Bakersfield	L		1- 14
04/19/16	CSU Bakersfield	W		8- 3
04/01/22	CSU Bakersfield •	L		6- 7
04/02/22	CSU Bakersfield •	L		3- 5
04/03/22	CSU Bakersfield •	W		10- 7
04/21/23	CSU Bakersfield •	W		8- 3
04/22/23	CSU Bakersfield •	W		10- 5
04/23/23	CSU Bakersfield •	W		5- 2
04/06/24	CSU Bakersfield •	L		0- 1
04/06/24	CSU Bakersfield •	W		13- 5
04/07/24	CSU Bakersfield •	L		4- 5

DELAWARE

First Year Played/Last Year Played1996/1996

Overall Record	1-0
Current Streak	Won 1
NCAA Regional Record	1-0
Overall NCAA Postseason Record	1-0
Neutral Record	1-0
Most Runs Scored in a Game	19 runs (5/23/96)
Most Runs Scored in a Game by Opponent	8 runs (5/23/96)
Largest Margin of Victory	11 runs (5/23/96)

Date	Team (H/A)	Result	Extra	Score
05/23/96	Delaware (N) - REG	W		19- 8

(REG) NCAA Midwest Regional at Wichita State (Wichita, Kan.)

EAST CAROLINA

First Year Played/Last Year Played	2006/2024
Overall Record	3-4
Current Streak	Lost 4
Home Record	3-0
Road Record	0-4
Neutral Record	0-0
Longest Winning Streak	4 games (3/10/06 to 3/02/24)
Longest Losing Streak	3 games (3/9/07 to 3/11/07)
Most Runs Scored in a Game	8 runs, 2 times (last on 3/12/06)
Most Runs Scored in a Game by Opponent	12 runs (3/11/07)
Largest Margin of Victory	8 runs (3/11/06)
Largest Margin of Defeat	7 runs (3/11/07)

Date	Team (H/A)	Result	Extra	Score
03/10/06	East Carolina (H)	W		5- 0
03/11/06	East Carolina (H)	W		8- 0
03/12/06	East Carolina (H)	W		8- 1
03/09/07	East Carolina (A)	L		1- 6
03/10/07	East Carolina (A)	L		0- 2
03/11/07	East Carolina (A)	L		5- 12
03/02/24	#11 East Carolina (A)	L (11)		1- 2

EASTERN MICHIGAN

First Year Played/Last Year Played	1980/1980
Overall Record	5-0
Current Streak	Won 5
Home Record	5-0
Road Record	0-0
Neutral Record	0-0
Longest Winning Streak	5 games (3/21/80 to 3/31/80)
Most Runs Scored in a Game	17 runs (3/31/80)
Most Runs Scored in a Game by Opponent	16 runs (3/31/80)
Largest Margin of Victory	6 runs (3/21/80)

Date	Team (H/A)	Result	Extra	Score
03/21/80	Eastern Michigan (H)	W		8- 3
03/21/80	Eastern Michigan (H)	W		6- 0
03/22/80	Eastern Michigan (H)	W		5- 1
03/22/80	Eastern Michigan (H)	W		6- 2
03/31/80	Eastern Michigan (H)	W		17- 16

FLORIDA

First Year Played/Last Year Played	2012
Overall Record	1-2
Current Streak	Won 1
NCAA College World Series Record	NA
Overall NCAA Postseason Record	NA
Home Record	NA
Road Record	1-2
Neutral Record	NA
Longest Winning Streak	1 game (2/19/12)
Longest Losing Streak	2 games (2/17-18/12)
Extra Innings	NA
Most Runs Scored in a Game	8 runs (2/19/12)
Most Runs Scored in a Game by Opponent	7 runs, 2 times (2/17/12)
Largest Margin of Victory	3 runs (2/19/12)
Largest Margin of Defeat	4 runs (2/17/12)

Date	Team (H/A)	Result	Extra	Score
02/17/12	#1 Florida (A)	L		3- 7
02/18/12	#1 Florida (A)	L		2- 5
02/19/12	#1 Florida (A)	W		8- 5

First Year Played/Last Year Played	1984/2017
Overall Record	10-8
Current Streak	Lost 4
NCAA College World Series Record	3-2
Overall NCAA Postseason Record	3-2
Home Record	3-1
Road Record	4-5
Neutral Record	3-2
Longest Winning Streak	5 games (2/27/93 to 2/15/97)
Longest Losing Streak	3 games (2/15/97 to 6/16/99)
Extra Innings	1-1
Most Runs Scored in a Game	13 runs (2/28/93)
Most Runs Scored in a Game by Opponent	10 runs, 2 times (3/26/89)
Largest Margin of Victory	7 runs, 2 times (6/7/94)
Largest Margin of Defeat	10 runs (3/26/89)

Date	Team (H/A)	Result	Extra	Score
3/9/84	Florida State (H)	W		5- 3
3/10/84	Florida State (H)	W		6- 1
3/11/84	Florida State (H)	L		4- 10
3/24/89	#19 Florida State (A)	L (11)		5- 6
3/25/89	#19 Florida State (A)	W		9- 4
3/26/89	#19 Florida State (A)	L		0- 10
5/29/92	#9 Florida State (N) - CWS	W		7- 2
6/2/92	#9 Florida State (N) - CWS	W		6- 0
2/26/93	#23 Florida State (A)	L		2- 3
2/27/93	#23 Florida State (A)	W		6- 2
2/28/93	#23 Florida State (A)	W		13- 6
6/7/94	#5 Florida State (N) - CWS	W		10- 3
2/23/96	#14 Florida State (H) +	W		3- 1
2/15/97	#1 Florida State (A)	W (11)		2- 1
2/15/97	#1 Florida State (A)	L		5- 8
2/16/97	#1 Florida State (A)	L		4- 7
6/16/99	#3 Florida State (N) - CWS	L		2- 7
6/19/17	Florida State (N) - CWS	L		4- 6

+ Anaheim Hilton & Towers Classic (Fullerton, Calif.)

(CWS) College World Series at Rosenblatt Stadium (Omaha, Neb.)

FRESNO STATE

First Year Played/Last Year Played	1975/2024
Overall Record	53-35
Current Streak	Lost 1
Overall Conference (PCAA/Big West) Record	15-15
PCAA Championship Series Record	0-2
NCAA Regional Record	9-2
Overall NCAA Postseason Record	9-2
Home Record	27-13
Road Record	20-18
Neutral Record	6-3
Longest Winning Streak	8 games, 2 times (last from 3/20/04 to 6/3/07)
Longest Losing Streak	6 games (4/29/88/ to 5/14/89)
Extra Innings	2-3
Most Runs Scored in a Game	20 runs (4/14/91)
Most Runs Scored in a Game by Opponent	15 runs, 2 times (5/1/88)
Largest Margin of Victory	15 runs (2/9/96)
Largest Margin of Defeat	9 runs (4/19/86)

Date	Team (H/A)	Result	Extra	Score
04/25/75	Fresno State (H) •	W		6- 5
04/26/75	Fresno State (H) •	W		11- 6
04/26/75	Fresno State (H) •	L		4- 6
04/23/76	Fresno State (A) •	W		11- 6
04/24/76	Fresno State (A) •	W		11- 6
04/24/76	Fresno State (A) •	W		4- 1
05/27/79	Fresno State (A) - REG1	W		12- 3
05/24/80	Fresno State (N) - REG2	W		10- 2
03/06/81	Fresno State (A)	L		1- 6
03/07/81	Fresno State (A)	L		5- 7
03/07/81	Fresno State (A)	L		2- 3
05/23/81	Fresno State (N) - REG3	W		9- 8
05/25/81	Fresno State (N) - REG3	W		10- 9
02/26/82	Fresno State (H)	W		6- 4
02/27/82	Fresno State (H)	L		4- 8
2/27/82	Fresno State (H)	L		4- 9
04/02/83	#10 Fresno State (A) +	W		5- 2
05/27/83	#13 Fresno State (N) - REG4	W		7- 5
05/29/83	#13 Fresno State (N) - REG4	L		3- 6
02/24/84	Fresno State (H)	W		4- 2

ALL-TIME GAME-BY-GAME RESULTS VS. OPPONENTS

02/25/84	Fresno State (H)	W	3-	2
02/26/84	Fresno State (H)	W	5-	3
03/29/85	Fresno State (A) •	L	1-	3
03/30/85	Fresno State (A) •	L	7-	15
03/30/85	Fresno State (A) •	W	9-	4
05/17/85	#18 Fresno State (A) %	L	7-	9
05/18/85	#18 Fresno State (A) %	L	6-	14
03/20/86	Fresno State (A) +	W	13-	6
04/18/86	Fresno State (H) •	L	4-	8
04/19/86	Fresno State (H) •	L	4-	13
04/20/86	Fresno State (H) •	W	8-	1
04/24/87	Fresno State (A) •	W	(10)	4- 3
04/25/87	Fresno State (A) •	L	9-	11
04/26/87	Fresno State (A) •	W	3-	2
04/29/88	#2 Fresno State (H) •	L	2-	3
04/30/88	#2 Fresno State (H) •	L	3-	5
05/01/88	#2 Fresno State (H) •	L	8-	15
05/12/89	#12 Fresno State (A) •	L	(11)	5- 6
05/13/89	#12 Fresno State (A) •	L	6-	7
05/14/89	#12 Fresno State (A) •	L	8-	9
04/12/90	#18 Fresno State (H) •	W	6-	3
04/13/90	#18 Fresno State (H) •	W	5-	2
04/14/90	#18 Fresno State (H) •	W	15-	4
04/12/91	Fresno State (A) •	L	0-	1
04/13/91	Fresno State (A) •	L	4-	6
04/14/91	Fresno State (A) •	W	20-	5
04/03/92	Fresno State (H) •	W	2-	1
04/04/92	Fresno State (H) •	W	12-	3
04/05/92	Fresno State (H) •	L	(12)	6- 7
03/02/94	Fresno State (A)	L	2-	5
05/10/94	Fresno State (H)	L	6-	12
02/17/95	#17 Fresno State (A)	L	3-	6
02/18/95	#17 Fresno State (A)	W	4-	3
02/19/95	#17 Fresno State (A)	W	7-	3
02/09/96	Fresno State (H)	W	17-	2
02/10/96	Fresno State (H)	W	5-	3
02/11/96	Fresno State (H)	W	6-	5
02/25/97	Fresno State (A)	W	3-	2
02/26/97	Fresno State (A)	L	3-	4
05/24/97	Fresno State (N) - REG5	L	7-	8
02/13/98	Fresno State (A)	W	6-	3
02/14/98	Fresno State (A) ^	W	11-	4
02/15/98	Fresno State (A)	W	15-	1
02/12/99	Fresno State (H)	W	15-	7
02/13/99	Fresno State (H)	W	4-	3
02/14/99	Fresno State (H)	W	8-	4
02/08/02	Fresno State (H)	W	3-	0
02/09/02	Fresno State (H)	W	17-	11
02/10/02	Fresno State (H)	L	4-	10
02/07/03	Fresno State (A)	W	12-	0
02/08/03	Fresno State (A)	W	10-	1
02/09/03	Fresno State (A)	W	10-	4
03/19/04	Fresno State (A)	L	5-	7
03/20/04	Fresno State (A)	W	15-	5
03/21/04	Fresno State (A)	W	(10)	12- 9
02/12/05	Fresno State (H)	W	12-	1
02/13/05	Fresno State (H)	W	9-	0
06/03/06	#22 Fresno State (H) - REG6	W	9-	2
06/04/06	#22 Fresno State (H) - REG6	W	10-	3
06/02/07	Fresno St. (N) - REG7	W	6-	4
06/03/07	Fresno St. (N) - REG7	W	13-	2
03/11/10	Fresno State (N) *	L	0-	5
04/23/14	Fresno State (A)	L	(16)	1- 2
04/30/14	Fresno State (H)	W	8-	1
02/23/19	Fresno State (N)	L	2-	5
02/23/24	Fresno State (H)	L	0-	8
02/24/24	Fresno State (H)	W	5-	4
02/25/24	Fresno State (H)	L	1-	2

• Conference game

+ Best of the West Tournament (at Fresno State)

% PCAA Championship Series at Fresno State (Fresno, Calif.)

^ Completed on 2/15/98

* San Diego State Tournament (San Diego, Calif.)

(REG1) NCAA West Regional at Fresno State (Fresno, Calif.)

(REG2) NCAA West Regional at Arizona (Tucson, Ariz.)

(REG3) NCAA West Regional at Arizona State (Tempe, Ariz.)

(REG4) NCAA West Regional II at Arizona State (Tempe, Ariz.)

(REG5) NCAA West Regional at Stanford (Stanford, Calif.)

(REG6) NCAA Regional at Cal State Fullerton (Fullerton, CA)

(REG7) NCAA Reg. at San Diego St., hosted by San Diego (San Diego, Calif.)

GEORGIA TECH

First Year Played/Last Year Played1993/2006
Overall Record3-3
Current StreakWon 2
NCAA College World Series Record1-2
Overall NCAA Postseason Record1-2
Home Record2-0
Neutral Record1-3
Longest Winning Streak2 games (2/28/04 to present)
Longest Losing Streak2 games (6/3/94 to 6/8/94)
Extra Innings0-1
Most Runs Scored in a Game7 runs, 2 times (last on 6/18/06)
Most Runs Scored in a Game by Opponent7 runs (3/5/93)
Largest Margin of Victory6 runs (2/28/04)
Largest Margin of Defeat2 runs (6/3/94)

Date	Team (H/A)	Result	Extra	Score
03/05/93	#1 Georgia Tech (N) +	L		6- 7
02/27/94	#1 Georgia Tech (H) ^	W		2- 0
06/03/94	#1 Georgia Tech (N) - CWS	L		0- 2
06/08/94	#1 Georgia Tech (N) - CWS	L	(12)	2- 3
02/28/04	#5 Georgia Tech (H) \$	W		7- 1
06/18/06	Georgia Tech (N) - CWS	W		7- 5

+ at Oscar Mayer Classic, (Metrodome, Minneapolis, Minn.)

^ Anaheim Hilton & Towers Classic (Fullerton, Calif.)

\$ Kia Baseball Bash (at Cal State Fullerton)

(CWS) College World Series at Rosenblatt Stadium (Omaha, Neb.)

GONZAGA

First Year Played/Last Year Played1980/2022
Overall Record10-7
Current StreakLost 3
NCAA Regional Record1-2
Overall NCAA Postseason Record1-2
Home Record10-5
Road Record0-0
Neutral Record0-2
Longest Winning Streak6 games (3/15/86 to 5/30/09)
Longest Losing Streak3 games (2/25/22 to present)
Most Runs Scored in a Game12 runs (3/18/89)
Most Runs Scored in a Game by Opponent12 runs (2/25/22)
Largest Margin of Victory8 runs (3/18/89)
Largest Margin of Defeat9 (2/25/22)

Date	Team (H/A)	Result	Extra	Score
05/23/80	Gonzaga (N) - REG1	L		2- 3
05/25/80	Gonzaga (N) - REG1	L		8- 10
03/07/82	Gonzaga (H)	W		9- 5
03/14/86	Gonzaga (H)	W		9- 2
03/14/86	Gonzaga (H)	L		4- 5
03/15/86	Gonzaga (H)	W		2- 1
03/18/89	Gonzaga (H)	W		12- 4
03/19/89	Gonzaga (H)	W		7- 3
03/10/95	Gonzaga (H)	W		8- 6
03/12/95	Gonzaga (H)	W		7- 2
05/30/09	Gonzaga (H) - REG2	W		7- 4
03/10/17	Gonzaga (H)	L		0- 1
03/11/17	Gonzaga (H)	W		4- 3
03/12/17	Gonzaga (H)	W		3- 2
02/25/22	Gonzaga (H)	L		3- 12
02/26/22	Gonzaga (H)	L		0- 2
02/27/22	Gonzaga (H)	L		2- 3

(REG1) NCAA West Regional at Arizona (Tucson, Ariz.)

(REG2) NCAA Regional at Cal State Fullerton (Fullerton, CA)

GRAND CANYON

First Year Played/Last Year Played1987/2019
Overall Record9-0
Current StreakWon 9
Home Record8-0
Road Record0-0
Neutral Record0-0
Longest Winning Streak8 games (3/1/87 to present)
Most Runs Scored in a Game16 runs (3/1/87)
Most Runs Scored in a Game by Opponent6 runs (3/13/94)
Largest Margin of Victory14 runs (3/1/87)

Date	Team (H/A)	Result	Extra	Score
03/01/87	Grand Canyon (H)	W		16- 2
04/25/93	Grand Canyon (H)	W		12- 5
03/11/94	Grand Canyon (H)	W		6- 2
03/12/94	Grand Canyon (H)	W		13- 2
03/13/94	Grand Canyon (H)	W		12- 6
03/16/18	Grand Canyon (H)	W		7- 3
03/17/18	Grand Canyon (H)	W		10- 2
03/18/18	Grand Canyon (H)	W		2- 0
05/07/19	Grand Canyon (H)	W		11- 3

HARTFORD

First Year Played/Last Year Played1992/1992
Overall Record1-0
Current StreakWon 1
Home Record1-0
Road Record0-0
Neutral Record0-0
Most Runs Scored in a Game24 runs (3/17/92)
Most Runs Scored in a Game by Opponent4 runs (3/17/92)
Largest Margin of Victory20 runs (3/17/92)

Date	Team (H/A)	Result	Extra	Score
03/17/92	Hartford (H)	W		24- 4

HARVARD

First Year Played/Last Year Played1998/2005
Overall Record3-0
Current StreakWon 3
NCAA Regional Record3-0
Overall NCAA Postseason Record3-0
Home Record1-0
Road Record0-0
Neutral Record2-0
Longest Winning Streak3 games (5-21/98 to present)
Most Runs Scored in a Game19 runs (6/3/05)
Most Runs Scored in a Game by Opponent7 runs (5/23/98)
Largest Margin of Victory19 runs (6/3/05)

Date	Team (H/A)	Result	Extra	Score
05/21/98	Harvard (N) - REG1	W		16- 1
05/23/98	Harvard (N) - REG1	W		11- 7
06/03/05	Harvard (H) - REG2	W		19- 0

(REG1) NCAA South Regional at LSU (Baton Rouge, La.)

(REG2) NCAA Regional at Cal State Fullerton (Fullerton, CA)

HAWAII

First Year Played/Last Year Played1979/2024
Overall Record26-20
Current StreakLost 4
Overall Conference (Big West) Record17-14
Home Record12-8
Road Record14-12
Neutral Record0-0
Longest Winning Streak8 games (4/27/13 to 05/17/15)
Longest Losing Streak3 games, 2 times (05/23/24 to 05/25/24)
Extra Innings2-0
Most Runs Scored in a Game17 runs (4/26/14)
Most Runs Scored in a Game by Opponent17 runs (5/01/22)
Largest Margin of Victory13 runs (4/26/14)
Largest Margin of Defeat14 runs (5/01/22)

Date	Team (H/A)	Result	Extra	Score
04/22/79	Hawai'i (H)	W		12- 4
03/25/82	#6 Hawai'i (A)	L		9- 10
03/26/82	#6 Hawai'i (A)	L		5- 8
03/26/82	#6 Hawai'i (A)	W		10- 7
03/27/82	#6 Hawai'i (A)	L		1- 2
03/26/10	Hawai'i (H)	W		3- 0
03/27/10	Hawai'i (H)	W		13- 6
03/28/10	Hawai'i (H)	L		7- 10
03/25/11	Hawai'i (A)	W		3- 0
03/26/11	Hawai'i (A)!	W	(7)	4- 2
03/26/11	Hawai'i (A)	W		4- 2
03/27/11	Hawai'i (A)	W		3- 2
04/26/13	Hawai'i (A) •	L		3- 4

ALL-TIME GAME-BY-GAME RESULTS VS. OPPONENTS

04/27/13	Hawai'i (A) •	W	5-	0
04/28/13	Hawai'i (A) •	W	3-	0
04/25/14	Hawai'i (H) •	W	(10)	1- 0
04/26/14	Hawai'i (H) •	W	17-	4
04/27/14	Hawai'i (H) •	W	2-	1
05/15/15	Hawai'i (A) •	W	4-	2
05/16/15	Hawai'i (A) •	W	4-	0
05/17/15	Hawai'i (A) •	W	5-	2
05/20/16	Hawai'i (H) •	L	3-	6
05/21/16	Hawai'i (H) •	W	8-	3
05/22/16	Hawai'i (H) •	L	2-	3
05/05/17	Hawai'i (A) •	W	3-	1
05/06/17	Hawai'i (A) •	L	1-	4
05/07/17	Hawai'i (A) •	W	6-	2
04/20/18	Hawai'i (H) •	W	6-	3
04/21/18	Hawai'i (H) •	L	4-	6
04/22/18	Hawai'i (H) •	W	8-	0
04/18/19	Hawai'i (A) •	W	5-	2
04/19/19	Hawai'i (A) •	L	8-	6
04/20/19	Hawai'i (A) •	L	1-	3
04/30/21	Hawai'i (H) •	W	(11)	5- 4
05/01/21	Hawai'i (H) •	L	1-	4
05/01/21	Hawai'i (H) •	L	8-	16
05/02/21	Hawai'i (H) •	L	2-	8
04/29/22	Hawai'i (A) •	W	7-	0
04/30/22	Hawai'i (A) •	L	4-	5
05/01/22	Hawai'i (A) •	L	3-	17
03/31/23	Hawai'i (H) •	W	7-	6
04/01/23	Hawai'i (H) •	L	10-	14
04/02/23	Hawai'i (H) •	W	(10)	12- 11
05/23/24	Hawai'i (A) •	L	2-	10
05/24/24	Hawai'i (A) •	L	2-	4
05/25/24	Hawai'i (A) •	L	2-	5

HAWAII-HILO

First Year Played/Last Year Played1996/1996
Overall Record3-0
Current StreakWon 3
Home Record3-0
Road Record0-0
Neutral Record0-0
Longest Winning Streak3 games (3/21/96 to 3/23/96)
Most Runs Scored in a Game23 runs (3/21/96)
Most Runs Scored in a Game by Opponent3 runs, 2 times (last on 3/23/96)
Largest Margin of Victory22 runs (3/21/96)

Date	Team (H/A)	Result	Extra	Score
3/21/96	Hawaii-Hilo (H)	W		23- 1
3/22/96	Hawaii-Hilo (H)	W		18- 3
3/23/96	Hawaii-Hilo (H)	W		14- 3

HOUSTON

First Year Played/Last Year Played1982/2018
Overall Record11-5
Current StreakLost 2
NCAA Regional Record1-0
Overall NCAA Postseason Record1-0
Home Record4-3
Road Record6-2
Neutral Record1-0
Longest Winning Streak7 games (5/28/82 to 3/11/01)
Most Runs Scored in a Game11 runs (2/21/04)
Most Runs Scored in a Game by Opponent7 runs, 2 times (last on 3/1/02)
Largest Margin of Victory11 runs (2/21/04)
Largest Margin of Defeat4 runs (3/1/02)

Date	Team (H/A)	Result	Extra	Score
5/28/82	#15 Houston (N) -REG	W		7- 3
3/5/99	Houston (H)	W		3- 2
3/6/99	Houston (H)	W		8- 7
3/7/99	Houston (H)	W		9- 3
3/9/01	Houston (A)	W		5- 2
3/10/01	Houston (A)	W		8- 2
3/11/01	Houston (A)	W	(8)	9- 2
3/1/02	#25 Houston (H) \$	L		3- 7
2/20/04	Houston (A)	L		2- 3
2/21/04	Houston (A)	W		11- 0
2/22/04	Houston (A)	W		9- 4

3/03/17	Houston (A)	L	4-	7
3/04/17	Houston (A)	W	4-	1
02/23/18	Houston (H)	W	2-	1
02/24/18	Houston (H)	L	4-	9
02/25/18	Houston (H)	L	5-	10

\$ Kia Baseball Bash (at Cal State Fullerton)
(REG) NCAA West Regional II at Arizona State (Tempe, Ariz.)

ILLINOIS

First Year Played/Last Year Played1990/2011
Overall Record4-2
Current StreakLost 1
NCAA Regional Record1-1
Overall NCAA Postseason Record1-1
Home Record4-2
Road Record0-0
Neutral Record0-0
Longest Winning Streak4 games (2/28/92 to 6/3/11)
Most Runs Scored in a Game12 runs, 2 times (last on 2/29/92)
Most Runs Scored in a Game by Opponent10 runs (3/22/90)
Largest Margin of Victory7 runs (2/29/92)
Largest Margin of Defeat6 runs (3/22/90)

Date	Team (H/A)	Result	Extra	Score
03/22/90	#11 Illinois (H)	L		4- 10
02/28/92	Illinois (H)	W		12- 5
02/29/92	Illinois (H)	W		12- 6
03/01/92	Illinois (H)	W		7- 4
06/03/11	Illinois - REG	W		10- 4
06/05/11	Illinois - REG	L		5- 7

(REG) NCAA Regional at Cal State Fullerton (Fullerton, Calif.)

INDIANA

First Year Played/Last Year Played2015/2016
Overall Record3-3
Current StreakWon 3
Home Record3-0
Road Record0-3
Neutral Record0-0
Longest Winning Streak3 games (02/26/16 to 02/28/16)
Longest Losing Streak3 games (3/14/15 to 03/15/15)
Extra Innings1-1
Most Runs Scored in a Game8 runs (02/26/16)
Most Runs Scored in a Game by Opponent10 runs (3/15/15)
Largest Margin of Victory5 runs, 2 times (last on 02/28/16)
Largest Margin of Defeat6 runs (3/15/15)

Date	Team (H/A)	Result	Extra	Score
03/14/15	Indiana (A)	L	(10)	4- 5
03/14/15	Indiana (A)	L		0- 2
03/15/15	Indiana (A)	L		4- 10
02/26/16	Indiana (H)	W		8- 3
02/27/16	Indiana (H)	W	(14)	3- 2
02/28/16	Indiana (H)	W		6- 1

INDIANA STATE

First Year Played/Last Year Played2012/2012
Overall Record1-0
Current StreakWon 1
NCAA Regional Record1-0
Overall NCAA Postseason Record1-0
Home Record0-0
Road Record0-0
Neutral Record1-0
Longest Winning Streak1 game (6/1/12)
Most Runs Scored in a Game9 runs (6/1/12)
Most Runs Scored in a Game by Opponent5 runs (6/1/12)
Largest Margin of Victory4 runs (6/1/12)

Date	Team (H/A)	Result	Extra	Score
06/01/12	Indiana State - REG	W		9- 5

(REG) NCAA Regional at Oregon (Eugene, Ore.)

IOWA STATE

First Year Played/Last Year Played1991/1991
------------------------------------	----------------

Overall Record2-0
Current StreakWon 2
Home Record2-0
Road Record0-0
Neutral Record0-0
Longest Winning Streak2 games (3/8/91 to present)
Most Runs Scored in a Game8 runs (3/8/91)
Most Runs Scored in a Game by Opponent3 runs, 2 times (last on 3/9/91)
Largest Margin of Victory5 runs (3/8/91)

Date	Team (H/A)	Result	Extra	Score
03/08/91	Iowa State (H)	W		8- 3
03/09/91	Iowa State (H)	W		6- 3

First Year Played/Last Year Played1991/2024
Overall Record4-1
Current StreakWon 3
Home Record3-0
Road Record1-1
Neutral Record0-0
Most Runs Scored in a Game25 runs (3/1/91)
Most Runs Scored in a Game by Opponent16 runs (3/3/91)
Largest Margin of Victory20 runs (3/1/91)
Largest Margin of Defeat11 runs (3/3/91)

Date	Team (H/A)	Result	Extra	Score
03/01/91	Jacksonville (A)	W		25- 5
03/03/91	Jacksonville (A)	L		5- 16
03/08/24	Jacksonville (H)	W		12- 2
03/09/24	Jacksonville (H)	W	(7)	13- 2
03/09/24	Jacksonville (H)	W	(7)	15- 3

JAMES MADISON

First Year Played/Last Year Played1995/2019
Overall Record2-2
Current StreakWon 1
NCAA Regional Record1-0
Overall NCAA Postseason Record1-0
Home Record1-2
Road Record0-0
Neutral Record1-0
Most Runs Scored in a Game12 runs (3/17/19)
Most Runs Scored in a Game by Opponent2 run (3/16/19)
Largest Margin of Victory9 runs (3/17/19)
Largest Margin of Defeat2 runs (3/16/19)

Date	Team (H/A)	Result	Extra	Score
05/26/95	#25 James Madison (N) - REG	W		9-1
03/15/19	James Madison	L		0- 1
03/16/19	James Madison	L		0- 2
03/17/19	James Madison	W		12- 3

(REG) NCAA South Regional at LSU (Baton Rouge, La.)

KANSAS STATE

First Year Played/Last Year Played2022
Overall Record1-0
Current StreakWon 1
NCAA Regional Record0-0
Overall NCAA Postseason Record0-0
Home Record1-0
Road Record0-0
Neutral Record0-0
Most Runs Scored in a Game12 runs (3/17/19)
Most Runs Scored in a Game by Opponent2 run (3/16/19)
Largest Margin of Victory9 runs (3/17/19)
Largest Margin of Defeat2 runs (3/16/19)

LAVERNE

First Year Played/Last Year Played1976/1984
Overall Record12-1
Current StreakWon 7
Home Record3-0
Road Record9-1
Neutral Record0-0

ALL-TIME GAME-BY-GAME RESULTS VS. OPPONENTS

Longest Winning Streak..... 7 games (4/10/80 to present)
 Most Runs Scored in a Game.....34 runs (4/23/80)
 Most Runs Scored in a Game by Opponent10 runs (4/10/80)
 Largest Margin of Victory29 runs (4/23/80)
 Largest Margin of Defeat3 runs (3/6/79)

Date	Team (H/A)	Result	Extra	Score
03/30/76	LaVerne (A)	W		20- 1
04/12/77	LaVerne (A)	W		9- 1
04/19/77	LaVerne (H)	W		9- 1
04/25/78	LaVerne (A)	W		11- 7
04/26/78	LaVerne (A)	W		15- 4
03/06/79	LaVerne (A)	L		6- 9
04/10/80	LaVerne (A)	W		15- 10
04/23/80	LaVerne (A)	W		34- 5
03/04/81	LaVerne (H)	W		19- 5
03/23/82	LaVerne (A)	W		5- 1
04/06/83	LaVerne (A)	W		11- 3
03/20/84	LaVerne (A)	W		11- 6
04/11/84	LaVerne (H)	W		11- 2

LONG BEACH STATE

First Year Played/Last Year Played1975/2024
 Overall Record 155-87
 Current Streak Lost 3
 PCAA/Big West Conference Record84-59
 SCBA Conference Record30-7
 Overall Conference (PCAA/Big West and SCBA) Record..... 111-67
 Big West Conference Tournament Record4-2
 NCAA Regional Record.....2-2
 Overall NCAA Postseason Record.....2-2
 Home Record79-41
 Road Record77-43
 Neutral Record1-1
 Longest Winning Streak..... 15 games (4/12/85 to 4/10/88)
 Longest Losing Streak5 games (5/24/02 to 3/28/03)
 Extra Innings.....5-5
 Most Runs Scored in a Game.....26 runs (5/2/80)
 Most Runs Scored in a Game by Opponent17runs,2times(laston5/19/01)
 Largest Margin of Victory17 runs (3/31/81)
 Largest Margin of Defeat12 runs, 2 times (last on 5/16/99)

Date	Team (H/A)	Result	Extra	Score
04/04/75	Long Beach State (H) •	W		1- 0
04/05/75	Long Beach State (H) •	L		3- 5
04/05/75	Long Beach State (H) •	W		5- 0
05/02/75	Long Beach State (A) •	W		5- 3
05/03/75	Long Beach State (A) •	W		6- 5
05/03/75	Long Beach State (A) •	L		2- 4
04/02/76	Long Beach State (A) •	W		8- 2
04/03/76	Long Beach State (A) •	W		4- 3
04/03/76	Long Beach State (A) •	W		1- 0
04/30/76	Long Beach State (H) •	W		1- 0
05/01/76	Long Beach State (H) •	L		1- 10
05/01/76	Long Beach State (H) •	W		3- 0
04/15/77	Long Beach State (A) •	W		13- 1
04/16/77	Long Beach State (H) •	W		15- 1
04/16/77	Long Beach State (H) •	W		3- 0
04/26/77	Long Beach State (H) •	W		13- 5
04/07/78	Long Beach State (H) •	L		5- 6
04/08/78	Long Beach State (A) •	W		13- 5
04/08/78	Long Beach State (A) •	L		4- 5
05/09/78	Long Beach State (H) •	W		9- 3
04/27/79	Long Beach State (A) •	L		6- 9
04/28/79	Long Beach State (H) •	W		7- 1
04/28/79	Long Beach State (H) •	W		5- 3
05/15/79	Long Beach State (A) •	W		10- 5
03/08/80	Long Beach State (H) •	W		13- 1
03/08/80	Long Beach State (H) •	W		10- 6
03/13/80	Long Beach State (A) •	W		5- 2
03/25/80	Long Beach State (H) •	W		8- 1
05/02/80	Long Beach State (H) •	W		26- 12
05/03/80	Long Beach State (A) •	W		8- 0
05/03/80	Long Beach State (A) •	W		7- 0
03/15/81	Long Beach State (A) •	W		6- 1
3/31/81	Long Beach State (A) •	W		22- 5
05/01/81	Long Beach State (A) •	W		4- 3
05/02/81	Long Beach State (H) •	L		6- 8
05/02/81	Long Beach State (H) •	W		8- 4
04/13/82	Long Beach State (H) •	W		13- 0

05/14/82	Long Beach State (H) •	W		7- 4
05/15/82	Long Beach State (A) •	L		3- 6
05/15/82	Long Beach State (A) •	W		3- 1
04/01/83	Long Beach State (N) #	W		6- 1
04/24/83	Long Beach State (A) •	L		11- 12
05/06/83	Long Beach State (A) •	W		10- 3
05/07/83	Long Beach State (H) •	W		5- 3
05/07/83	Long Beach State (H) •	W		9- 1
04/24/84	Long Beach State (H) •	W		6- 1
05/04/84	Long Beach State (H) •	W		12- 4
05/05/84	Long Beach State (A) •	W		4- 3
05/05/84	Long Beach State (A) •	L		3- 4
04/12/85	Long Beach State (H) •	W		2- 1
04/13/85	Long Beach State (H) •	W		10- 7
04/13/85	Long Beach State (H) •	W		9- 4
05/10/85	Long Beach State (A) •	W		10- 5
05/11/85	Long Beach State (A) •	W		12- 3
05/11/85	Long Beach State (A) •	W		6- 5
03/28/86	Long Beach State (A) •	W		7- 1
03/29/86	Long Beach State (A) •	W		11- 5
03/30/86	Long Beach State (A) •	W		15- 2
04/03/87	Long Beach State (H) •	W		7- 0
04/04/87	Long Beach State (H) •	W		9- 0
04/05/87	Long Beach State (H) •	W		7- 2
04/08/88	Long Beach State (A) •	W		9- 2
04/09/88	Long Beach State (A) •	W		13- 3
04/10/88	Long Beach State (A) •	W		13- 2
05/05/89	#9 Long Beach State (H) •	L		6- 7
05/06/89	#9 Long Beach State (H) •	L		1- 4
05/07/89	#9 Long Beach State (H) •	W		7- 4
04/27/90	Long Beach State (A) •	L		3- 4
04/28/90	Long Beach State (A) •	L		6- 9
04/29/90	Long Beach State (A) •	W		5- 1
04/26/91	#3 Long Beach State (H) •	W		3- 2
04/27/91	#3 Long Beach State (H) •	W		3- 2
04/28/91	#3 Long Beach State (H) •	W		12- 9
04/24/92	#15 Long Beach State (A) •	W		6- 3
04/25/92	#15 Long Beach State (A) •	W		22- 9
04/26/92	#15 Long Beach State (A) •	L		6- 10
04/16/93	#24 Long Beach State (H) •	L		6- 13
04/17/93	#24 Long Beach State (H) •	L		1- 4
04/18/93	#24 Long Beach State (H) •	L		3- 4
04/08/94	#15 Long Beach State (A) •	W		9- 1
04/09/94	#15 Long Beach State (A) •	L		2- 10
04/10/94	#15 Long Beach State (A) •	L		2- 4
04/07/95	#22 Long Beach State (H) •	L		1- 8
04/08/95	#22 Long Beach State (H) •	W	(12)	6- 5
04/09/95	#22 Long Beach State (H) •	W		5- 4
05/14/95	#22 Long Beach St. (A) - BWT1	W		8-4
04/26/96	#25 Long Beach State (A) •	L		2- 4
04/27/96	#25 Long Beach State (A) •	W		7- 2
04/28/96	#25 Long Beach State (A) •	L		6- 9
05/10/96	#23 Long Beach St. (H) - BWT2	W		3-1
05/11/96	#23 Long Beach St. (H) - BWT2	L		9-3
03/07/97	Long Beach State (A) •	L		1- 2
03/08/97	Long Beach State (A) •	W		9- 1
03/09/97	Long Beach State (A) •	L		1- 7
04/11/97	#14 Long Beach State (H) •	L		1- 2
04/12/97	#14 Long Beach State (H) •	L		7- 13
04/13/97	#14 Long Beach State (H) •	W		8- 5
05/18/97	#21 Long Beach St. (A) - BWT1	W		7-2
05/18/97	#21 Long Beach St. (A) - BWT1	W		15-6
03/20/98	Long Beach State (H) •	W		9- 2
03/21/98	Long Beach State (H) •	L		9- 17
03/22/98	Long Beach State (H) •	L		9- 10
04/24/98	Long Beach State (A) •	W		11- 4
04/25/98	Long Beach State (A) •	W		8- 3
04/26/98	Long Beach State (A) •	W		7- 3
05/16/98	Long Beach State (H) - BWT2	L		0- 12
04/09/99	Long Beach State (A) •	L		4- 11
04/10/99	Long Beach State (A) •	W		5- 2
04/12/99	Long Beach State (A) •	W		6- 5
05/14/99	Long Beach State (H) •	L		0- 4
05/15/99	Long Beach State (H) •	W		10- 3
05/16/99	Long Beach State (H) •	L		3- 15
04/14/00	#22 Long Beach State (H) •	L		4- 7
04/15/00	#22 Long Beach State (H) •	W		5- 1
04/16/00	#22 Long Beach State (H) •	L		8- 15
05/19/00	Long Beach State (A) •	L		1- 2
05/20/00	Long Beach State (A) •	W		4- 2
05/21/00	Long Beach State (A) •	L		5- 9
03/04/01	Long Beach State (H) S	L		11- 13

03/23/01	Long Beach State (A) •	W		5- 3
03/24/01	Long Beach State (A) •	L	(16)	2- 3
03/25/01	Long Beach State (A) •	W		5- 3
05/18/01	Long Beach State (H) •	W		16- 6
05/19/01	Long Beach State (H) •	L		6- 17
05/20/01	Long Beach State (H) •	W		10- 5
03/22/02	#17 Long Beach State (H) •	W		6- 0
03/23/02	#17 Long Beach State (H) •	W		7- 6
03/24/02	#17 Long Beach State (H) •	W		8- 7
05/24/02	Long Beach State (A) •	L		3- 8
05/25/02	Long Beach State (A) •	L	(16)	6- 7
05/26/02	Long Beach State (A) •	L		5- 7
06/02/02	#22 Long Beach State (N) - REG	L		0-4
03/28/03	#5 Long Beach State (A) •	L		2- 3
03/29/03	#5 Long Beach State (A) •	W		7- 0
03/30/03	#5 Long Beach State (A) •	W		7- 5
05/16/03	#3 Long Beach State (H) •	W		4- 3
05/17/03	#3 Long Beach State (H) •	L		1- 4
05/18/03	#3 Long Beach State (H) •	W		9- 7
04/2/04	#7 Long Beach State (H) •	L		2- 6
04/03/04	#7 Long Beach State (H) •	L		1- 10
04/04/04	#7 Long Beach State (H) •	W		9- 3
05/21/04	#8 Long Beach State (A) •	W	(10)	2- 1
05/22/04	#8 Long Beach State (A) •	W		2- 1
05/23/04	#8 Long Beach State (A) •	W		13- 11
03/24/05	#29 Long Beach State (A) •	L		2- 3
03/25/05	#29 Long Beach State (A) •	W		5- 4
03/26/05	#29 Long Beach State (A) •	L		1- 3
05/20/05	#10 Long Beach State (H) •	W		7- 2
05/21/05	#10 Long Beach State (H) •	L		1- 5
05/22/05	#10 Long Beach State (H) •	W		10- 0
03/24/06	Long Beach State (H) •	W	(11)	2- 1
03/25/06	Long Beach State (H) •	W		7- 4
03/26/06	Long Beach State (H) •	W		6- 2
05/26/06	Long Beach State (A) •	W		2- 0
05/27/06	Long Beach State (A) •	W		10- 2
05/28/06	Long Beach State (A) •	W		13- 3
03/23/07	#18 Long Beach State (A) •	W		7- 4
03/24/07	#18 Long Beach State (A) •	L	(14)	3- 4
03/25/07	#18 Long Beach State (A) •	W		7- 5
05/25/07	#22 Long Beach State (H) •	W		7- 6
05/26/07	#22 Long Beach State (H) •	L		6- 10
05/27/07	#22 Long Beach State (H) •	L		8- 11
05/23/08	#18 Long Beach State (A) •	W		4- 1
05/24/08	#18 Long Beach State (A) •	L		6- 8
05/25/08	#18 Long Beach State (A) •	L		3- 12
05/22/09	Long Beach State (H) •	W		4- 3
05/23/09	Long Beach State (H) •	W		7- 1
05/24/09	Long Beach State (H) •	W		15- 3
02/21/10	Long Beach State (H) •	W		8- 1
05/14/10	Long Beach State (A) •	W		12- 2
05/15/10	Long Beach State (A) •	W		8- 0
05/16/10	Long Beach State (A) •	W		6- 4
02/19/11	Long Beach State (H) •	W		2- 1
02/20/11	Long Beach State (A) •	L		5- 8
02/21/11	Long Beach State (A) •	W		4- 3
05/13/11	Long Beach State (H) •	W		4- 2
05/14/11	Long Beach State (H) •	W		14- 12
05/15/11	Long Beach State (H) •	W		6- 1
03/16/12	Long Beach State (H) •	W		2- 1
03/16/12	Long Beach State (H) •	W		2- 1
03/18/12	Long Beach State (H) •	L		2- 7
05/25/12	Long Beach State (A) •	W		4- 0
05/26/12	Long Beach State (A) •	L		1- 5
05/27/12	Long Beach State (A) •	W		5- 1
03/22/13	Long Beach State (A) •	W		6- 0
03/23/13	Long Beach State (A) •	W		8- 6
03/24/13	Long Beach State (A) •	W	(10)	2- 1
05/03/13	Long Beach State (H) •	W		3- 2
05/04/13	Long Beach State (H) •	W		2- 1
05/05/13	Long Beach State (H) •	W		9- 4
03/21/14	Long Beach State (H) •	W		5- 1
03/22/14	Long Beach State (H) •	L		2- 3
03/23/14	Long Beach State (H) •	W		6- 5
05/02/14	Long Beach State (A) •	L		0- 1
05/03/14	Long Beach State (A) •	L		0- 5
05/04/14	Long Beach State (A) •	W		6- 0
03/20/15	Long Beach State (A) •	L	(12)	3- 4
03/21/15	Long Beach State (A) •	W	(10)	2- 1
03/22/15	Long Beach State (A) •	L		1- 6
05/21/15	Long Beach State (H) •	W		4- 2
05/22/15	Long Beach State (H) •	W		4- 0

ALL-TIME GAME-BY-GAME RESULTS VS. OPPONENTS

05/23/15	Long Beach State (H) •	W	5- 3
03/24/16	#20 Long Beach State (H)	L (12)	4- 5
03/25/16	#20 Long Beach State (H)	W	4- 2
03/26/16	#20 Long Beach State (H)	L	4- 5
05/26/16	#22 Long Beach State (A) •	W	6- 2
05/27/16	#22 Long Beach State (A) •	L	1- 2
05/28/16	#22 Long Beach State (A) •	W	2- 1
03/24/17	Long Beach State (A) •	L	4- 6
03/25/17	Long Beach State (A) •	L	5- 8
03/26/17	Long Beach State (A) •	L	0- 1
05/25/17	#8 Long Beach State (H) •	W	6- 3
05/26/17	#8 Long Beach State (H) •	L	1- 2
05/27/17	#8 Long Beach State (H) •	L	0- 1
06/09/17	#8 Long Beach State (A) - (S) L	0-	3
06/10/17	#8 Long Beach State (A) - (S) W		12- 0
06/09/17	#8 Long Beach State (A) - (S) W		2- 1
03/23/18	Long Beach State (H)	L	2- 5
03/24/18	Long Beach State (H)	W	2- 1
03/25/18	Long Beach State (H)	L	1- 3
04/24/18	Long Beach State (A) •	W	9- 3
04/25/18	Long Beach State (A) •	L	0- 1
04/26/18	Long Beach State (A) •	W	10- 9
04/22/19	Long Beach State (A)	W	8- 3
04/23/19	Long Beach State (A)	W	4- 3
04/24/19	Long Beach State (A)	W	5- 1
05/16/19	Long Beach State (H) •	W	6- 0
05/17/19	Long Beach State (H) •	W	6- 2
05/18/19	Long Beach State (H) •	W	6- 1
05/21/21	Long Beach State (H) •	L	1- 9
05/22/21	Long Beach State (H) •	W	11- 3
05/22/21	Long Beach State (H) •	L	4- 14
05/23/21	Long Beach State (H) •	L	1- 4
05/20/22	Long Beach State (A) •	L	4- 5
05/21/22	Long Beach State (A) •	L	3- 4
05/22/22	Long Beach State (A) •	W	3- 0
05/19/23	Long Beach State (H) •	L	1- 2
05/20/23	Long Beach State (H) •	L	4- 7
05/21/23	Long Beach State (H) •	W	9- 1
03/22/24	Long Beach State (A) •	L	2- 5
03/23/24	Long Beach State (A) •	L	3- 4
03/24/24	Long Beach State (A) •	L	6- 9

\$ Kia Baseball Bash at Cal State Fullerton (Fullerton, Calif.)

#Best of the West Tournament at Fresno State (Fresno, Calif.)

+ SCBA Pre-season Tournament (Long Beach, Calif.)

(BWT1) Big West Conference Tournament at Blair Field (Long Beach, Calif.)

(BWT2) Big West Conference Tournament at Cal St. Fullerton (Fullerton, Calif.)

(REG) NCAA Regional at Stanford (Stanford, Calif.)

(S) NCAA Super Regional at Long Beach State (Long Beach, Calif.)

LOUISIANA TECH

First Year Played/Last Year Played1987/2016
Overall Record2-1
Current StreakLost 1
NCAA Regional Record2-1
Overall NCAA Postseason Record2-1
Home Record0-0
Road Record0-0
Neutral Record2-1
Longest Winning Streak1 game, 2 times (last on 6/3/16)
Longest Losing Streak1 game (6/5/16)
Extra Innings0-0
Most Runs Scored in a Game11 runs (5/23/87)
Most Runs Scored in a Game by Opponent6 runs (6/5/16)
Largest Margin of Victory11 runs (5/23/87)
Largest Margin of Defeat4 runs (6/5/16)

Date	Team (H/A)	Result	Extra	Score
05/23/87	#25 Louisiana Tech (N) - REG 1	W		11- 0
06/03/16	Louisiana Tech (N) - REG2^	W		1- 0
06/05/16	Louisiana Tech (N) - REG2	L		2- 6

(REG1) NCAA South II Regional at New Orleans (New Orleans, La.)

(REG2) NCAA Starkville Regional at Mississippi State (Starkville, Miss.)

^ - Game postponed due to inclement weather, resumed following morning

LOUISVILLE

First Year Played/Last Year Played2009/2015
------------------------------------	----------------

Overall Record5-1
Current StreakWon 1
NCAA Super Regional Record4-1
Overall NCAA Postseason Record4-1
Home Record2-0
Road Record2-1
Neutral Record1-0
Longest Winning Streak4 games (06/05/09 to 06/06/15)
Longest Losing Streak1 game (06/07/15)
Extra Innings2-0
Most Runs Scored in a Game12 runs (06/05/09)
Most Runs Scored in a Game by Opponent9 runs (06/07/15)
Largest Margin of Victory12 runs (06/5/09)
Largest Margin of Defeat6 runs (06/07/15)

Date	Team (H/A)	Result	Extra	Score
06/05/09	Louisville (H) - SR1	W		12- 0
06/06/09	Louisville (H) - SR1	W		11- 2
02/15/15	#12 Louisville (N) ^	W		8- 6
06/06/15	#9 Louisville (A) - SR2	W	(10)	3- 2
06/07/15	#9 Louisville (A) - SR2	L		3- 9
06/08/15	#9 Louisville (A) - SR2	W	(11)	4- 3

SR1 - NCAA Super Regional at Cal State Fullerton (Fullerton, CA)

SR2 - NCAA Super Regional at University of Louisville (Louisville, Ky.)

LOYOLA MARYMOUNT

First Year Played/Last Year Played1975/2024
Overall Record72-28
Current StreakLost 1
Overall Conference (SCBA) Record25-6
NCAA Regional Record1-1
Overall NCAA Postseason Record1-1
Home Record38-11
Road Record31-15
Neutral Record1-1
Longest Winning Streak15 games (3/11/75 to 5/19/79)
Longest Losing Streak3 games, 2 times (last on 4/7/09 to 5/18/10)
Extra Innings2-0
Most Runs Scored in a Game22 runs (4/8/03)
Most Runs Scored in a Game by Opponent13 runs (5/15/81)
Largest Margin of Victory17 runs (3/15/95)
Largest Margin of Defeat9 runs (4/11/00)

Date	Team (H/A)	Result	Extra	Score
03/11/75	Loyola Marymount (A)	W		3- 1
04/08/75	Loyola Marymount (H)	W		2- 0
04/06/76	Loyola Marymount (H)	W		6- 2
04/27/76	Loyola Marymount (A)	W		9- 5
03/19/77	Loyola Marymount (H) •	W		11- 5
05/13/77	Loyola Marymount (H) •	W		7- 2
05/14/77	Loyola Marymount (A) •	W		6- 2
05/14/77	Loyola Marymount (A) •	W		8- 3
03/17/78	Loyola Marymount (A) •	W		16- 9
05/05/78	Loyola Marymount (A) •	W		9- 3
05/06/78	Loyola Marymount (H) •	W		10- 2
05/06/78	Loyola Marymount (H) •	W		3- 1
04/08/79	Loyola Marymount (A) •	W		2- 1
05/18/79	Loyola Marymount (A) •	W		17- 6
05/19/79	Loyola Marymount (A) •	W		7- 4
05/19/79	Loyola Marymount (A) •	L		3- 5
03/15/80	Loyola Marymount (N) +	L		1- 3
03/28/80	Loyola Marymount (H) •	W		8- 7
03/29/80	Loyola Marymount (A) •	W		11- 10
03/29/80	Loyola Marymount (A) •	W		6- 1
05/06/80	Loyola Marymount (H) •	W		10- 0
03/12/81	Loyola Marymount (N) +	W		6- 3
03/24/81	Loyola Marymount (A)	W		10- 6
05/15/81	Loyola Marymount (A) •	L		6- 13
05/16/81	Loyola Marymount (H) •	L		2- 6
05/16/81	Loyola Marymount (H) •	W		9- 3
04/02/82	Loyola Marymount (A) •	W		7- 3
04/03/82	Loyola Marymount (A) •	L		5- 6
04/03/82	Loyola Marymount (A) •	L		4- 6
04/20/82	Loyola Marymount (H) •	W		6- 5
03/19/83	Loyola Marymount (A) •	W		5- 1
04/15/83	Loyola Marymount (A) •	W		18- 4
04/16/83	Loyola Marymount (H) •	W		6- 5
04/16/83	Loyola Marymount (H) •	W		9- 4
04/20/84	Loyola Marymount (H) •	W		12- 9
04/21/84	Loyola Marymount (A) •	L		3- 7

04/21/84	Loyola Marymount (A) •	W		14- 3
05/01/84	Loyola Marymount (H) •	W		6- 0
04/01/85	Loyola Marymount (H)	L		5- 8
04/14/85	Loyola Marymount (A)	W		3- 2
03/04/86	#17 Loyola Marymount (H)	L		1- 2
04/22/86	#3 Loyola Marymount (A)	L		6- 10
03/31/87	Loyola Marymount (A)	W		5- 4
03/13/88	#7 Loyola Marymount (H)	W		3- 0
02/23/89	Loyola Marymount (A)	W		7- 6
02/28/89	Loyola Marymount (H)	W		7- 5
02/20/90	#14 Loyola Marymount (A)	L		10- 12
03/11/90	#15 Loyola Marymount (H)	W	(10)	9- 8
02/12/91	#13 Loyola Marymount (A)	L		6- 9
04/30/91	Loyola Marymount (H)	L		4- 6
04/16/92	Loyola Marymount (A)	L		2- 8
04/18/92	Loyola Marymount (H)	W		8- 2
02/14/92	Loyola Marymount (A)	W		13- 2
04/18/92	Loyola Marymount (H)	W		11- 3
02/17/93	Loyola Marymount (A)	W		12- 4
04/13/93	Loyola Marymount (H)	W		14- 8
02/08/94	Loyola Marymount (A)	W		15- 8
04/12/94	Loyola Marymount (H)	W		7- 5
03/15/95	Loyola Marymount (A)	W		18- 1
04/05/95	Loyola Marymount (H)	W		14- 5
03/17/96	Loyola Marymount (H)	W		13- 2
04/10/96	Loyola Marymount (A)	W		12- 7
02/19/97	Loyola Marymount (H)	L		3- 11
02/02/98	Loyola Marymount (H)	W		17- 9
04/29/98	Loyola Marymount (A)	W		12- 11
03/23/99	Loyola Marymount (H)	W		8- 2
04/21/99	Loyola Marymount (A)	W		5- 3
04/11/00	Loyola Marymount (A)	L		2- 11
05/26/00	#12 Loyola Marymount (H) - REG	L		4- 6
05/27/00	#12 Loyola Marymount (H) - REG	W		5- 2
02/14/01	Loyola Marymount (H)	W		5- 3
04/17/01	Loyola Marymount (A)	W		9- 5
02/19/02	Loyola Marymount (A)	W		7- 6
03/13/02	Loyola Marymount (H)	W	(10)	6- 5
03/19/03	Loyola Marymount (A)	L		2- 3
04/08/03	Loyola Marymount (H)	W		22- 6
02/24/04	Loyola Marymount (A)	L		2- 3
04/13/04	Loyola Marymount (H)	W		12- 1
02/15/05	Loyola Marymount (A)	W		10- 2
04/05/05	Loyola Marymount (H)	L		6- 13
03/28/06	Loyola Marymount (A)	W		8- 4
04/18/06	Loyola Marymount (H)	L		4- 8
05/08/07	Loyola Marymount (H)	W		13- 5
02/26/08	Loyola Marymount (H)	W		4- 0
04/01/08	Loyola Marymount (H)	W		8- 2
04/07/09	Loyola Marymount (H)	L		3- 8
03/23/10	Loyola Marymount (A)	L		2- 4
05/18/10	Loyola Marymount (H)	L		10- 11
03/01/11	Loyola Marymount (H)	W		5- 1
04/12/11	Loyola Marymount (A)	W		5- 0
05/18/11	Loyola Marymount (H)	W		8- 1
02/29/12	Loyola Marymount (H)	W		6- 2
04/24/12	Loyola Marymount (A)	L		5- 6
03/26/13	Loyola Marymount (H)	L		2- 3
03/11/22	Loyola Marymount (H)	W		12- 11
03/12/22	Loyola Marymount (H)	L		2- 8
03/13/22	Loyola Marymount (H)	W		9- 5
04/18/23	Loyola Marymount (H)	W		11- 2
02/27/24	Loyola Marymount (H)	W		6- 4
05/07/24	Loyola Marymount (H)	L		7- 9

+ SCBA Pre-season Tournament (Long Beach, Calif.)

(REG) NCAA Regional at Cal State Fullerton (Fullerton, Calif.)

LSU

First Year Played/Last Year Played1987/2015
Overall Record4-7
Current StreakLost 4
NCAA Regional Record1-3
NCAA College World Series Record2-1
Overall NCAA Postseason Record3-4
Home Record0-0
Road Record1-5
Neutral Record3-2
Longest Winning Streak3 games (3/25/88 to 6/5/94)

ALL-TIME GAME-BY-GAME RESULTS VS. OPPONENTS

Longest Losing Streak	4 games (3/11/11 to present)
Most Runs Scored in a Game	20 runs (6/5/94)
Most Runs Scored in a Game by Opponent	14 runs (5/24/98)
Largest Margin of Victory	14 runs (6/5/94)
Largest Margin of Defeat	11 runs (5/24/98)

Date	Team (H/A)	Result	Extra	Score
05/24/87	#22 LSU (N) - REG1	L		3- 7
03/25/88	#12 LSU (N) +	W		7- 2
05/23/92	#3 LSU (A) - REG2	W	11-	0
06/05/94	#9 LSU (N) - CWS	W		20- 6
05/23/98	#5 LSU (A) - REG3	L	11-	13
05/24/98	#5 LSU (A) - REG3	L	3-	14
06/13/03	#5 LSU (N) - CWS	W		8- 2
03/11/11	#16 LSU (A)	L	6-	7
03/12/11	#16 LSU (A)	L	6-	7
03/13/11	#16 LSU (A)	L	2-	10
06/16/15	#1 LSU (N) - CWS2	L	3-	5

+ Busch Challenge II, at the Superdome (New Orleans, La.)
(REG1) NCAA South II Regional at New Orleans (New Orleans, La.)
(REG2) NCAA South I Regional at LSU (Baton Rouge, La.)
(REG3) NCAA South Regional at LSU (Baton Rouge, La.)
(CWS) College World Series at Rosenblatt Stadium (Omaha, Neb.)
(CWS2) College World Series at TD Ameritrade Park (Omaha, Neb.)

MAINE

First Year Played/Last Year Played	1982/1993
Overall Record	2-1
Current Streak	Won 1
NCAA Regional Record	1-0
NCAA College World Series Record	0-1
Overall NCAA Postseason Record	1-1
Home Record	1-0
Neutral Record	1-1
Most Runs Scored in a Game	11 runs (5/28/93)
Most Runs Scored in a Game by Opponent	6 runs (6/6/82)
Largest Margin of Victory	6 runs (5/28/93)
Largest Margin of Defeat	6 runs (6/6/82)

Date	Team (H/A)	Result	Extra	Score
03/15/82	Maine (H)	W		6- 2
06/06/82	Maine (N) - CWS	L		0- 6
05/28/93	Maine (N) - REG	W	11-	5

(REG) NCAA Cenral II Regional at Texas (Austin, Texas)
(CWS) College World Series at Rosenblatt Stadium (Omaha, Neb.)

MARYLAND

First Year Played/Last Year Played	2015/2016
Overall Record	2-4
Current Streak	Lost 2
Home Record	1-2
Road Record	1-2
Neutral Record	0-0
Longest Winning Streak	2 games (4/19/15 to 3/18/16)
Longest Losing Streak	2 games 2 times (last from 3/19/16 to present)
Extra Innings	2-0
Most Runs Scored in a Game	5 runs (4/18/15)
Most Runs Scored in a Game by Opponent	9 runs (4/18/15)
Largest Margin of Victory	1 run, 2 times (last on 3/18/16)
Largest Margin of Defeat	4 runs, 2 times (last on 3/19/16)

Date	Team (H/A)	Result	Extra	Score
04/17/15	#24 Maryland (A)	L		1- 2
04/18/15	#24 Maryland (A)	L		5- 9
04/19/15	#24 Maryland (A)	W	(10)	1- 0
03/18/16	Maryland (H)	W	(10)	3- 2
03/19/16	Maryland (H)	L		4- 8
03/20/16	Maryland (H)	L		0- 1

MASTER'S COLLEGE

First Year Played/Last Year Played	1988/1989
Overall Record	2-0
Current Streak	Won 2
Home Record	2-0

Road Record	0-0
Neutral Record	0-0
Longest Winning Streak	2 games (2/20/88 to present)
Most Runs Scored in a Game	22 runs (2/20/88)
Most Runs Scored in a Game by Opponent	5 runs (2/25/89)
Largest Margin of Victory	18 runs (2/20/88)

Date	Team (H/A)	Result	Extra	Score
02/20/88	Master's College (H)	W	22-	4
02/25/89	Master's College (H)	W	17-	5

McNEESE STATE

First Year Played/Last Year Played	1993/1993
Overall Record	1-0
Current Streak	Won 1
NCAA Regional Record	1-0
Overall NCAA Postseason Record	1-0
Home Record	0-0
Road Record	0-0
Neutral Record	1-0
Most Runs Scored in a Game	2 runs (5/30/93)
Largest Margin of Victory	2 runs (5/30/93)

Date	Team (H/A)	Result	Extra	Score
05/30/93	McNeese State (N) - REG	W	2-	0

(REG) NCAA Cenral II Regional at Texas (Austin, Texas)

MEMPHIS

First Year Played/Last Year Played	1994/1994
Overall Record	1-0
Current Streak	Won 1
NCAA Regional Record	1-0
Overall NCAA Postseason Record	1-0
Home Record	0-0
Road Record	0-0
Neutral Record	1-0
Most Runs Scored in a Game	12 runs (5/30/94)
Most Runs Scored in a Game by Opponent	5 runs (5/30/94)
Largest Margin of Victory	7 runs (5/30/94)

Date	Team (H/A)	Result	Extra	Score
05/30/94	#24 Memphis (N) - REG	W	12-	5

(REG) NCAA Midwest I Regional at Oklahoma State (Stillwater, Okla.)

MIAMI

First Year Played/Last Year Played	1983/2004
Overall Record	11-6
Current Streak	Won 1
NCAA College World Series Record	5-1
Overall NCAA Postseason Record	5-1
Home Record	2-2
Road Record	4-2
Neutral Record	5-2
Longest Winning Streak	4 games (5/18/96 to 4/1/01)
Longest Losing Streak	2 games (5/16/96 to 5/17/96)
Extra Innings	1-0
Most Runs Scored in a Game	13 runs (6/6/84)
Most Runs Scored in a Game by Opponent	8 runs (5/17/96)
Largest Margin of Victory	8 runs (6/6/84)
Largest Margin of Defeat	3 runs, 2 times (last on 4/6/85)

Date	Team (H/A)	Result	Extra	Score
05/20/83	#5 Miami, Fla. (H)	W		6- 3
05/21/83	#5 Miami, Fla. (H)	L		0- 3
05/22/83	#5 Miami, Fla. (H)	W		4- 3
06/06/84	#15 Miami, Fla. (N) - CWS	W		13- 5
04/06/85	#5 Miami, Fla. (N) +	L		3- 6
06/04/88	#4 Miami, Fla. (N) - CWS	W		9- 3
05/31/92	#1 Miami, Fla. (N) - CWS	L		3- 4
06/03/92	#1 Miami, Fla. (N) - CWS	W		7- 5
06/05/92	#1 Miami, Fla. (N) - CWS	W		8- 1
05/16/96	#6 Miami, Fla. (A)	L		4- 5
05/17/96	#6 Miami, Fla. (A)	L		7- 8
05/18/96	#6 Miami, Fla. (A)	W	(12)	7- 6
03/30/01	#4 Miami (A)	W		8- 2
03/31/01	#4 Miami (A)	W		8- 5
04/10/01	#4 Miami (A)	W		9- 2

03/02/02	#6 Miami (H) \$	L	3-	5
06/21/04	#1 Miami (N) - CWS	W	6-	3

\$ Kia Baseball Bash (at Cal State Fullerton)
+ Sooner Shootout (at Oklahoma City, Okla.)
(CWS) College World Series at Rosenblatt Stadium (Omaha, Neb.)

MICHIGAN

First Year Played/Last Year Played	1984/2023
Overall Record	3-5
Current Streak	Lost 5
NCAA Regional Record	2-0
NCAA College World Series Record	1-0
Overall NCAA Postseason Record	3-0
Home Record	0-2
Road Record	0-3
Neutral Record	3-0
Longest Winning Streak	3 games (6/1/84 to 4/8/22)
Longest Losing Streak	5 games (4/10/22-present)
Most Runs Scored in a Game	10 runs (4/10/22)
Most Runs Scored in a Game by Opponent	11 runs (4/10/22)
Largest Margin of Victory	5 runs (5/30/99)
Largest Margin of Defeat	6 runs (4/09/22)

Date	Team (H/A)	Result	Extra	Score
06/01/84	#20 Michigan (N) - CWS	W		8- 4
05/28/99	Michigan (N) - REG	W		6- 5
05/30/99	Michigan (N) - REG	W		9- 4
04/08/22	Michigan (A)	L	1-	2
04/09/22	Michigan (A)	L	2-	8
04/10/22	Michigan (A)	L	10-	11
02/26/23	Michigan (H)	L	5-	9
02/26/23	Michigan (H)	L	3-	7

(CWS) College World Series at Rosenblatt Stadium (Omaha, Neb.)
(REG) NCAA Regional at Notre Dame (South Bend, Ind.)

MINNESOTA

First Year Played/Last Year Played	1993/2010
Overall Record	7-5
Current Streak	Won 2
NCAA Regional Record	4-1
Overall NCAA Postseason Record	4-1
Home Record	5-2
Road Record	1-2
Neutral Record	1-1
Longest Winning Streak	3 games (3/14/04 to 6/1/07)
Longest Losing Streak	2 games (3/6/93 to 3/7/03)
Most Runs Scored in a Game	10 runs (3/14/04)
Most Runs Scored in a Game by Opponent	11 runs (3/6/93)
Largest Margin of Victory	8 runs (3/14/04)
Largest Margin of Defeat	8 runs (3/6/93)

Date	Team (H/A)	Result	Extra	Score
03/06/93	Minnesota (N) +	L		3- 11
03/07/03	Minnesota (A)	L		1- 7
03/08/03	Minnesota (A)	W		6- 1
03/09/03	Minnesota (A) ^	L	(8)	7- 8
03/12/04	Minnesota (H)	W		7- 1
03/13/04	Minnesota (H)	L		7- 8
03/14/04	Minnesota (H)	W		10- 2
06/04/04	Minnesota (H) - REG1	W		7- 1
06/01/07	Minnesota (N) - REG2	W		7- 1
06/04/10	Minnesota (H) - REG3	L		1- 3
06/06/10	Minnesota (H) - REG3	W		7- 2
06/07/10	Minnesota (H) - REG3	W		9- 5

+ at Oscar Mayer Classic, (Metrodome, Minneapolis, Minn.)
^ Game called due to travel curfew
(REG1) NCAA Regional at Cal State Fullerton (Fullerton, CA)
(REG2) NCAA Reg. at San Diego St., hosted by San Diego (San Diego, Calif.)
(REG3) NCAA Regional at Cal State Fullerton (Fullerton, Calif.)

MISSISSIPPI STATE

First Year Played/Last Year Played	1979/2016
Overall Record	5-2
Current Streak	Lost 1
NCAA Regional Record	2-1

ALL-TIME GAME-BY-GAME RESULTS VS. OPPONENTS

NCAA Super Regional Record	2-0
NCAA College World Series Record	0-1
Overall NCAA Postseason Record	4-2
Home Record	3-0
Road Record	2-1
Neutral Record	0-1
Longest Winning Streak	5 games (5/28/88 to present)
Longest Losing Streak	1 game, 2 times (last on 6/4/16)
Extra Innings	1-0
Most Runs Scored in a Game	14 runs (3/4/00)
Most Runs Scored in a Game by Opponent	9 runs (3/4/00)
Largest Margin of Victory	11 runs (6/1/01)
Largest Margin of Defeat	5 runs (6/2/79)

Date	Team (H/A)	Result	Extra	Score
06/02/79	Mississippi State (N) - CWS	L		1- 6
05/28/88	#10 Mississippi State (A) - REG1	W		5- 1
05/29/88	#10 Mississippi State (A) - REG1	W	(12)	5- 3
03/04/00	Mississippi State (H) \$	W		14- 9
06/01/01	#19 Mississippi State (H) - SR	W		13- 2
06/02/01	#19 Mississippi State (H) - SR	W		9- 3
06/04/16	#4 Mississippi State (A) - REG2			

S Kia Baseball Bash (at Cal State Fullerton)

(CWS) College World Series at Rosenblatt Stadium (Omaha, Neb.)

(REG1) NCAA South Regional at Mississippi State (Starkville, Miss.)

(REG2) NCAA Starkville Regional at Mississippi State (Starkville, Miss.)

(SR) NCAA Super Regional at Cal State Fullerton (Fullerton, Calif.)

MISSOURI

First Year Played/Last Year Played	1988/2006
Overall Record	4-0
Current Streak	Won 4
NCAA Regional Record	2-0
NCAA Super Regional Record	2-0
Overall NCAA Postseason Record	4-0
Home Record	3-0
Road Record	0-0
Neutral Record	1-0
Longest Winning Streak	4 games (5/27/88 to present)
Most Runs Scored in a Game	9 runs (6/10/06)
Most Runs Scored in a Game by Opponent	6 runs (6/5/05)
Largest Margin of Victory	8 runs (6/10/06)

Date	Team (H/A)	Result	Extra	Score
05/27/88	Missouri (N) - REG1	W		6- 3
06/05/05	Missouri (H) - REG2	W		8- 6
06/09/06	#16 Missouri (H) - SR	W		7- 1
06/10/06	#16 Missouri (H) - SR	W		9- 1

(REG1) NCAA South Regional at Mississippi State (Starkville, Miss.)

(REG2) NCAA Regional at Cal State Fullerton (Fullerton, CA)

(SR) NCAA Super Regional at Cal State Fullerton (Fullerton, CA)

NEBRASKA

First Year Played/Last Year Played	1984/2015
Overall Record	9-1
Current Streak	Won 1
NCAA College World Series Record	1-0
Overall NCAA Postseason Record	3-0
Home Record	5-0
Road Record	1-1
Neutral Record	3-0
Longest Winning Streak	8 games (3/8/84 to 06/01/14)
Extra Innings	1-0
Most Runs Scored in a Game	9 runs (3/8/84)
Most Runs Scored in a Game by Opponent	7 runs, 2 times (last on 3/24/15)
Largest Margin of Victory	4 runs (5/30/14)
Largest Margin of Defeat	5 runs (03/24/15)

Date	Team (H/A)	Result	Extra	Score
03/08/84	Nebraska (H)	W		9- 7
06/08/01	#3 Nebraska (N) - CWS	W		5- 4
02/16/13	Nebraska (H)	W		10- 5
02/16/13	Nebraska (H)	W		9- 0
03/19/13	Nebraska (H)	W	(11)	8- 7
03/20/13	Nebraska (H)	W		10- 4
05/30/14	Nebraska (N) - REG	W		5- 1
06/01/14	Nebraska (N) - REG	W		4- 3
03/24/15	Nebraska (A)	L		2- 7
03/25/15	Nebraska (A)	W		4- 3

(CWS) College World Series at Rosenblatt Stadium (Omaha, Neb.)

(REG) NCAA Regional at Oklahoma State (Stillwater, Okla.)

NEVADA

First Year Played/Last Year Played	1986/2018
Overall Record	30-8
Current Streak	Lost 1
Overall Conference (Big West) Record	22-6
Big West Conference Tournament Record	3-0
Home Record	16-5
Road Record	11-3
Neutral Record	3-0
Longest Winning Streak	11 games (4/10/98 to 5/6/00)
Longest Losing Streak	3 games (4/4/93 to 4/30/94)
Extra Innings	2-0
Most Runs Scored in a Game	21 runs (3/24/00)
Most Runs Scored in a Game by Opponent	12 runs (3/24/00)
Largest Margin of Victory	12, 2 times (last on 4/14/96)
Largest Margin of Defeat	10 runs (4/4/93)

Date	Team (H/A)	Result	Extra	Score
03/17/86	Nevada (N) +	W		8- 3
04/02/93	Nevada (A) •	W		10- 1
04/03/93	Nevada (A) •	W		16- 4
04/04/93	Nevada (A) •	L		1- 11
04/29/94	#15 Nevada (H) •	L		2- 5
04/30/94	#15 Nevada (H) •	L		2- 7
05/01/94	#15 Nevada (H) •	W		8- 0
04/28/95	#21 Nevada (A) •	L		8- 10
04/29/95	#21 Nevada (A) •	W		5- 4
04/30/95	#21 Nevada (A) •	W		9- 5
05/13/95	Nevada (N) - BWT1	W		6- 4
04/12/96	Nevada (H) •	W		8- 5
04/13/96	Nevada (H) •	W		6- 0
04/14/96	Nevada (H) •	W		14- 2
04/25/97	#24 Nevada (A) •	W		5- 2
04/26/97	#24 Nevada (A) •	W		14- 10
04/27/97	#24 Nevada (A) •	W		13- 9
05/16/97	Nevada (N) - BWT1	W	(11)	10- 9
04/09/98	Nevada (H) •	L		1- 5
04/10/98	Nevada (H) •	W		9- 4
04/12/98	Nevada (H) •	W		6- 5
05/16/98	Nevada (H) - BWT2	W		6- 3
03/26/99	#22 Nevada (H) •	W		11- 5
03/27/99	#22 Nevada (H) •	W		5- 4
03/28/99	#22 Nevada (H) •	W		11- 5
03/24/00	#13 Nevada (A) •	W		21- 12
03/25/00	#13 Nevada (A) •	W		11- 2
03/26/00	#13 Nevada (A) •	W		6- 3
05/5/00	Nevada (H) •	W		6- 0
05/06/00	Nevada (H) •	W		8- 5
05/07/00	Nevada (H) •	L		5- 7
03/15/02	Nevada (A) ^	L		7- 8
03/16/02	Nevada (A)	W		5- 4
02/21/03	Nevada (H)	W	(14)	10- 9
02/22/03	Nevada (H)	W		7- 0
02/23/03	Nevada (H)	W		5- 2
03/05/05	Nevada (H) \$	W		5- 0
02/20/18	Nevada (H)	L		0- 2

+ Best of the West Tournament (Fresno, Calif.)

^ Gamewas suspended duetosnowon3/15,resumedinthe5thinn.on3/16

\$ Kia Baseball Bash (Fullerton, Calif.)

(BWT1) Big West Conference Tournament at Blair Field (Long Beach, Calif.)

(BWT2) Big West Conference Tournament at Cal St. Fullerton (Fullerton, Calif.)

NEW MEXICO

First Year Played/Last Year Played	1978/2019
Overall Record	11-4
Current Streak	Won 1
Home Record	10-2
Road Record	1-2
Neutral Record	0-0
Longest Winning Streak	4 games (3/7/86 to present)
Most Runs Scored in a Game	18 runs (3/7/86)
Most Runs Scored in a Game by Opponent	18 runs (3/9/19)
Largest Margin of Victory	16 runs (3/9/86)
Largest Margin of Defeat	7 runs (3/9/19)

Date	Team (H/A)	Result	Extra	Score
03/15/78	New Mexico (H)	W		6- 5
03/16/79	New Mexico (H)	W		10- 6
03/17/79	New Mexico (H)	L		2- 5
03/17/79	New Mexico (H)	W		4- 1
03/13/85	New Mexico (H)	L		7- 10
03/07/86	New Mexico (H)	W		18- 4
03/09/86	New Mexico (H)	W		17- 1
03/09/86	New Mexico (H)	W		9- 3
06/06/10	New Mexico (H) - REG	W		11- 3
03/17/17	New Mexico (H)	W		2- 1
03/18/17	New Mexico (H)	W		5- 4
03/19/17	New Mexico (H)	W		1- 0
03/08/19	New Mexico (A)	L		4- 6
03/09/19	New Mexico (A)	L		18- 11
03/10/19	New Mexico (A)	W		13- 7

(REG) NCAA Regional at Cal State Fullerton (Fullerton, Calif.)

NEW MEXICO STATE

First Year Played/Last Year Played	1992/2000
Overall Record	27-3
Current Streak	Won 16
Overall Conference (Big West) Record	27-3
Home Record	12-0
Road Record	15-3
Neutral Record	0-0
Longest Winning Streak	16 games (4/6/96 to present)
Longest Losing Streak	2 games (4/4/96 to 4/6/96)
Extra Innings	1-0
Most Runs Scored in a Game	25 runs (5/6/95)
Most Runs Scored in a Game by Opponent	14 runs (4/17/98)
Largest Margin of Victory	20 runs (4/20/97)
Largest Margin of Defeat	2 runs (3/22/92)

Date	Team (H/A)	Result	Extra	Score
03/20/92	New Mexico State (A) •	W		16- 6
03/21/92	New Mexico State (A) •	W		16- 7
03/22/92	New Mexico State (A) •	L		8- 10
03/19/93	New Mexico State (H) •	W		16- 8
03/20/93	New Mexico State (H) •	W	(11)	6- 5
03/21/93	New Mexico State (H) •	W		6- 5
05/06/94	New Mexico State (A) •	W		15- 11
05/07/94	New Mexico State (A) •	W		23- 10
05/08/94	New Mexico State (A) •	W		15- 5
05/05/95	New Mexico State (H) •	W		4- 1
05/06/95	New Mexico State (H) •	W		25- 7
05/07/95	New Mexico State (H) •	W		7- 0
04/04/96	New Mexico State (A) •	L		5- 6
04/06/96	New Mexico State (A) •	L		6- 7
04/06/96	New Mexico State (A) •	W		9- 4
04/18/97	New Mexico State (H) •	W		11- 2
04/19/97	New Mexico State (H) •	W		9- 7
04/20/97	New Mexico State (H) •	W		24- 4
04/17/98	New Mexico State (A) •	W		15- 14
04/18/98	New Mexico State (A) •	W		7- 5
04/19/98	New Mexico State (A) •	W		18- 8
03/12/99	New Mexico State (H) •	W		12- 4
03/13/99	New Mexico State (H) •	W		11- 2
03/14/99	New Mexico State (H) •	W		10- 3
05/07/99	New Mexico State (A) •	W		13- 5
05/08/99	New Mexico State (A) •	W		19- 11
05/09/99	New Mexico State (A) •	W		21- 2
03/30/00	New Mexico State (A) •	W		23- 8
03/31/00	New Mexico State (A) •	W		11- 3
04/01/00	New Mexico State (A) •	W		15- 3

NEW ORLEANS

First Year Played/Last Year Played	1988
Overall Record	1-0
Current Streak	Won 1
Home Record	0-0
Road Record	0-0
Neutral Record	1-0
Most Runs Scored in a Game	14 runs (3/26/88)
Most Runs Scored in a Game by Opponent	3 runs (3/26/88)
Largest Margin of Victory	11 runs (3/26/88)

ALL-TIME GAME-BY-GAME RESULTS VS. OPPONENTS

Date	Team (H/A)	Result	Extra	Score
03/26/88	#11 New Orleans (N) +	W		14- 3

+ Busch Challenge II at the Superdome (New Orleans, La.)

NORTH CAROLINA

First Year Played/Last Year Played	2006/2011
Overall Record	0-3
Current Streak	Lost 3
NCAA College World Series Record	0-2
Overall NCAA Postseason Record	0-2
Home Record	0-1
Road Record	0-0
Neutral Record	0-2
Longest Losing Streak	3 games (6/16/06 to present)
Extra Innings	0-2
Most Runs Scored in a Game	5 runs, 2 times (last on 6/21/06)
Most Runs Scored in a Game by Opponent	7 runs (6/16/06)
Largest Margin of Defeat	2 runs (6/16/06)

Date	Team (H/A)	Result	Extra	Score
06/16/06	#5 North Carolina (N) - CWS	L (13)		5- 7
06/21/06	#5 North Carolina (N) - CWS	L		5- 6
02/19/11	North Carolina (H)	L (11)		3- 4

(CWS) College World Series at Rosenblatt Stadium (Omaha, Neb.)

NORTHEASTERN

First Year Played/Last Year Played	1997/1997
Overall Record	1-0
Current Streak	Won 1
NCAA Regional Record	1-0
Overall NCAA Postseason Record	1-0
Home Record	0-0
Road Record	0-0
Neutral Record	1-0
Most Runs Scored in a Game	8 runs (5/23/97)
Most Runs Scored in a Game by Opponent	4 runs (5/23/97)
Largest Margin of Victory	4 runs (5/23/97)

Date	Team (H/A)	Result	Extra	Score
05/23/97	Northeastern (N) - REG	W		8- 4

(REG) NCAA West Regional at Stanford (Stanford, Calif.)

NORTHEAST LOUISIANA

First Year Played/Last Year Played	1995/1995
Overall Record	1-0
Current Streak	Won 1
NCAA Regional Record	1-0
Overall NCAA Postseason Record	1-0
Home Record	0-0
Road Record	0-0
Neutral Record	1-0
Most Runs Scored in a Game	7 runs (5/25/95)
Most Runs Scored in a Game by Opponent	6 runs (5/25/95)
Largest Margin of Victory	1 run (5/25/95)

Date	Team (H/A)	Result	Extra	Score
5/25/95	Northeast Louisiana (N) - REG	W		7- 6

(REG) NCAA South Regional at LSU (Baton Rouge, La.)

NORTHERN COLORADO

First Year Played/Last Year Played	1976/1976
Overall Record	1-0
Current Streak	Won 1
NCAA Regional Record	1-0
Overall NCAA Postseason Record	1-0
Home Record	0-0
Road Record	0-0
Neutral Record	1-0
Most Runs Scored in a Game	7 runs (5/28/76)
Most Runs Scored in a Game by Opponent	1 run (5/28/76)
Largest Margin of Victory	6 runs (5/28/76)

Date	Team (H/A)	Result	Extra	Score
5/28/76	Northern Colorado (N) - REGW		7-	1

(REG) NCAA West Regional at Washington State (Pullman, Wash.)

NORTHWESTERN STATE

First Year Played/Last Year Played	1994/1994
Overall Record	1-0
Current Streak	Won 1
NCAA Regional Record	1-0
Overall NCAA Postseason Record	1-0
Home Record	0-0
Road Record	0-0
Neutral Record	1-0
Most Runs Scored in a Game	11 runs (5/27/94)
Most Runs Scored in a Game by Opponent	3 runs (5/27/94)
Largest Margin of Victory	8 runs (5/27/94)

Date	Team (H/A)	Result	Extra	Score
05/27/94	Northwestern State (N) - REG	W		11- 3

(REG) NCAA Midwest I Regional at Oklahoma State (Stillwater, Okla.)

NOTRE DAME

First Year Played/Last Year Played	1995/2003
Overall Record	4-0
Current Streak	Won 4
NCAA Regional Record	3-0
Overall NCAA Postseason Record	3-0
Home Record	3-0
Road Record	1-0
Neutral Record	0-0
Longest Winning Streak	4 games (2/25/95 to present)
Most Runs Scored in a Game	20 runs (2/25/95)
Most Runs Scored in a Game by Opponent	3 runs, 3 times (last on 5/31/03)
Largest Margin of Victory	17 runs (2/25/95)

Date	Team (H/A)	Result	Extra	Score
02/25/95	Notre Dame (H) +	W		20- 3
05/29/99	Notre Dame (A) - REG1	W		6- 3
05/31/03	Notre Dame (H) - REG2	W		4- 3
06/01/03	Notre Dame (H) - REG2	W		8- 1

+ Anaheim Hilton & Towers Classic (Fullerton, Calif.)

(REG1) NCAA Regional at Notre Dame (South Bend, Ind.)

(REG2) NCAA Regional at Cal State Fullerton (Fullerton, CA)

OCCIDENTAL COLLEGE

First Year Played/Last Year Played	1976/1976
Overall Record	1-0
Current Streak	Won 1
Home Record	0-0
Road Record	1-0
Neutral Record	0-0
Most Runs Scored in a Game	9 runs (2/24/76)
Most Runs Scored in a Game by Opponent	1 run (2/24/76)
Largest Margin of Victory	8 runs (2/24/76)

Date	Team (H/A)	Result	Extra	Score
02/24/76	Occidental College (A)	W		9- 1

OHIO STATE

First Year Played/Last Year Played	1992/2024
Overall Record	5-2
Current Streak	Lost 2
NCAA Regional Record	2-0
NCAA Super Regional Record	2-1
Overall NCAA Postseason Record	4-1
Home Record	1-1
Road Record	2-1
Neutral Record	2-0
Longest Winning Streak	3 games (3/24/92 to 5/24/92)
Most Runs Scored in a Game	13 runs, 2 times (last on 6/6/99)
Most Runs Scored in a Game by Opponent	13 runs (03/13/24)
Largest Margin of Victory	12 rns (5/24/92)
Largest Margin of Defeat	3 runs, 2 times (03/13/24)

Date	Team (H/A)	Result	Extra	Score
03/24/92	Ohio State (H)	W		6- 4
05/21/92	Ohio State (N) - REG	W		3- 2
05/24/92	Ohio State (N) - REG	W		13- 1
06/04/99	#9 Ohio State (A) - SR	L		7- 10
06/05/99	#9 Ohio State (A) - SR	W		11- 5
06/06/99	#9 Ohio State (A) - SR	W		13- 2
03/13/24	Ohio State (H)	L		10- 13

(REG) NCAA South I Regional at LSU (Baton Rouge, La.)

(SR) NCAA Super Regional at Ohio State (Columbus, Ohio)

OKLAHOMA

First Year Played/Last Year Played	1975/2019
Overall Record	5-4
Current Streak	Won 2
NCAA College World Series Record	0-1
Overall NCAA Postseason Record	0-1
Home Record	3-1
Road Record	0-0
Neutral Record	1-3
Longest Winning Streak	3 games (4/7/85 to 2/24/96)
Longest Losing Streak	2 games, 2 times (last from 3/28/00 to 2/27/04)
Extra Innings	0-1
Most Runs Scored in a Game	12 runs (4/7/85)
Most Runs Scored in a Game by Opponent	11 runs (6/7/75)
Largest Margin of Victory	8 runs (4/7/85)
Largest Margin of Defeat	7 runs (6/7/75)

Date	Team (H/A)	Result	Extra	Score
06/07/75	Oklahoma (N) - CWS	L		4- 11
04/05/85	#1 Oklahoma (N) +	L		2- 6
04/07/85	#1 Oklahoma (N) +	W		12- 4
02/26/94	Oklahoma (H) ^	W		4- 1
02/24/96	#13 Oklahoma (H) ^	W		11- 5
03/28/00	Oklahoma (N) *	L		3- 4
02/27/04	Oklahoma (H) \$	L (10)		1- 5
03/05/05	Oklahoma (H) \$	W		7- 0
02/24/22	Oklahoma (N)	W		8- 6

+ Sooner Shootout (Oklahoma City, Okla.)

^ Anaheim Hilton & Towers Classic at Cal State Fullerton (Fullerton, Calif.)

* at Brickyard Ballpark (Oklahoma City, Okla.)

\$ Kia Baseball Bash at Cal State Fullerton (Fullerton, Calif.)

(CWS) College World Series at Rosenblatt Stadium (Omaha, Neb.)

% Tony Gwynn Classic (San Diego, Calif.)

OKLAHOMA CITY

First Year Played/Last Year Played	1985/1985
Overall Record	1-0
Current Streak	Won 1
Home Record	1-0
Road Record	0-0
Neutral Record	0-0
Most Runs Scored in a Game	13 runs (3/12/85)
Most Runs Scored in a Game by Opponent	5 runs (3/12/85)
Largest Margin of Victory	8 runs (3/12/85)

Date	Team (H/A)	Result	Extra	Score
03/12/85	Oklahoma City (H)	W		13- 5

OKLAHOMA STATE

First Year Played/Last Year Played	1983/2014
Overall Record	3-6
Current Streak	Lost 3
NCAA Regional Record	1-3
NCAA College World Series Record	1-1
Overall NCAA Postseason Record	2-4
Home Record	0-1
Road Record	2-4
Neutral Record	1-1
Longest Winning Streak	2 games (5/30/94 to 3/13/09)
Longest Losing Streak	3 games (3/14/09 to present)
Extra Innings	1-0
Most Runs Scored in a Game	11 runs (5/29/94)
Most Runs Scored in a Game by Opponent	14 runs (6/2/90)
Largest Margin of Victory	8 runs (6/9/84)
Largest Margin of Defeat	10 runs (6/2/90)

Date	Team (H/A)	Result	Extra	Score
------	------------	--------	-------	-------

ALL-TIME GAME-BY-GAME RESULTS VS. OPPONENTS

02/25/83	#6 Oklahoma State (H)	L	4-	7
06/09/84	#3 Oklahoma State (N) - CWS	W		10-2
06/02/90	#3 Oklahoma State (N) - CWS	L		4-4
05/29/94	#3 Oklahoma State (A) - REG	L	11-	13
05/30/94	#3 Oklahoma State (A) - REG	W	(10)	6-5
03/13/09	#19 Oklahoma St. (A)	W		8-4
03/14/09	#19 Oklahoma St. (A)	L		6-10
05/31/14	Oklahoma State (A) - REG2	L		7-13
06/01/14	Oklahoma State (A) - REG2	L		4-6

(REG) NCAA Midwest I Regional at Oklahoma State (Stillwater, Okla.)

(REG2) NCAA Regional at Oklahoma State (Stillwater, Okla.)

(CWS) College World Series at Rosenblatt Stadium (Omaha, Neb.)

OLD DOMINION

First Year Played/Last Year Played1990/1990
Overall Record1-0
Current StreakWon 1
NCAA Regional Record1-0
Overall NCAA Postseason Record1-0
Home Record0-0
Road Record0-0
Neutral Record1-0
Most Runs Scored in a Game16 runs (5/25/90)
Most Runs Scored in a Game by Opponent3 runs (5/25/90)
Largest Margin of Victory13 runs (5/25/90)

Date	Team (H/A)	Result	Extra	Score
5/25/90	Old Dominion (N) - REG	W		16- 3

(REG) NCAA Central Regional at Texas (Austin, Texas)

ORAL ROBERTS

First Year Played/Last Year Played1984/2013
Overall Record9-1
Current StreakWon 3
Home Record5-1
Road Record3-0
Neutral Record1-0
Longest Winning Streak6 games (3/30/84-3/23/12)
Most Runs Scored in a Game10 runs (3/20/09)
Most Runs Scored in a Game by Opponent6 runs (3/20/09)
Largest Margin of Victory6 runs, 2 times, last (3/22/12)
Large Margin of Defeat3 runs (3/24/12)

Date	Team (H/A)	Result	Extra	Score
03/30/84	#15 Oral Roberts (N) +	W		5- 4
03/19/09	Oral Roberts (H)	W		8- 3
03/20/09	Oral Roberts (H)	W		10- 6
03/21/09	Oral Roberts (H)	W		7- 1
03/22/12	Oral Roberts (H)	W		7- 1
03/23/12	Oral Roberts (H)	W		5- 3
03/24/12	Oral Roberts (H)	L		0- 3
03/15/13	Oral Roberts (A)	W		5- 0
03/16/13	Oral Roberts (A)	W		6- 2
03/17/13	Oral Roberts (A)	W		7- 4

+ Riverside Baseball Invitational at UC Riverside (Riverside, Calif.)

OREGON

First Year Played/Last Year Played2010/2014
Overall Record5-3
Current StreakWon 3
NCAA Regional Record0-1
Overall NCAA Postseason Record0-1
Home Record2-2
Road Record3-1
Neutral Record0-0
Longest Winning Streak3 games (02/28/14 to present)
Longest Losing Streak2 games (02/19/10 to 06/02/12)
Most Runs Scored in a Game9 runs (02/28/14)
Most Runs Scored in a Game by Opponent9 runs (03/03/13)
Largest Margin of Victory7 runs (02/28/14)
Largest Margin of Defeat8 runs (03/03/13)

Date	Team (H/A)	Result	Extra	Score
02/19/10	Oregon (H)	L		3- 7
06/02/12	Oregon (A) - REG	L		5- 7

03/01/13	#14 Oregon (H)	W		8- 2
03/02/13	#14 Oregon (H)	W		5- 2
03/03/13	#14 Oregon (H)	L		9- 1
02/28/14	#9 Oregon (A)	W		9- 2
03/01/14	#9 Oregon (A)	W		3- 2
03/02/14	#9 Oregon (A)	W		5- 4

(REG) NCAA Eugene Regional at University of Oregon (Eugene, Ore.)

OREGON STATE

First Year Played/Last Year Played1977/2018
Overall Record3-4
Current StreakLost 2
NCAA College World Series Record0-2
Overall NCAA Postseason Record0-2
Home Record1-0
Road Record1-2
Neutral Record1-2
Longest Winning Streak2 games (3/22/77 to 3/28/84)
Most Runs Scored in a Game14 runs (3/28/84)
Most Runs Scored in a Game by Opponent5 runs (3/28/84)
Largest Margin of Victory9 runs (3/28/84)

Date	Team (H/A)	Result	Extra	Score
03/22/77	Oregon State (H)	W		6- 1
03/28/84	Oregon State (N) +	W		14- 5
06/16/07	Oregon State (N) - CWS	L		2- 3
06/17/17	Oregon State (N) - CWS	L		5- 6
03/09/18	Oregon State (A)	W		5- 3
03/10/18	Oregon State (A)	L		4- 6
03/11/18	Oregon State (A)	L		4- 5

+ Riverside Baseball Invitational at UC Riverside (Riverside, Calif.)

(CWS) College World Series at Rosenblatt Stadium (Omaha, Neb.)

PACIFIC

First Year Played/Last Year Played1975/2013
Overall Record83-12
Current StreakWon 7
Overall Conference (PCAA/Big West) Record81-12
Big West Conference Tournament Record0-1
Home Record44-7
Road Record39-5
Neutral Record0-0
Longest Winning Streak19 games (4/14/02 to 4/20/08)
Longest Losing Streak2 games (4/17/09 to 4/18/09)
Extra Innings1-2
Most Runs Scored in a Game28 runs (4/8/01)
Most Runs Scored in a Game by Opponent18 runs (5/2/10)
Largest Margin of Victory28 runs (4/8/01)
Largest Margin of Defeat8 runs, 2 times (last on 5/2/10)

Date	Team (H/A)	Result	Extra	Score
03/28/75	Pacific (A) •	W		3- 1
03/29/75	Pacific (A) •	W		7- 4
03/29/75	Pacific (A) •	W		5- 3
03/26/76	Pacific (H) •	W		11- 8
03/27/76	Pacific (H) •	W		6- 1
03/27/76	Pacific (H) •	W		10- 0
03/13/82	Pacific (H)	W		8- 7
03/13/82	Pacific (H)	W		8- 0
03/21/85	Pacific (H) •	W		4- 2
03/22/85	Pacific (H) •	W		8- 2
03/22/85	Pacific (H) •	W		4- 0
05/02/86	Pacific (A) •	W		9- 3
05/04/86	Pacific (A) •	W		6- 2
05/04/86	Pacific (A) •	W		9- 3
05/08/87	Pacific (H) •	W		13- 4
05/09/87	Pacific (H) •	W		12- 2
05/10/87	Pacific (H) •	L		3- 4
03/18/88	Pacific (A) •	W		5- 0
03/19/88	Pacific (A) •	W	(12)	15- 8
03/20/88	Pacific (A) •	L	(14)	6- 7
03/31/89	Pacific (H) •	W		2- 0
04/01/89	Pacific (H) •	W		10- 2
04/02/89	Pacific (H) •	L	(10)	2- 3
04/05/91	Pacific (H) •	W		3- 1
04/06/91	Pacific (H) •	W		13- 2

04/07/91	Pacific (H) •	W		12- 7
03/27/92	Pacific (A) •	W		4- 0
03/28/92	Pacific (A) •	W		22- 6
03/29/92	Pacific (A) •	L		2- 3
03/27/93	Pacific (H) •	W		8- 1
03/27/93	Pacific (H) •	W		8- 3
03/28/93	Pacific (H) •	W		6- 2
04/22/94	Pacific (A) •	W		4- 0
04/23/94	Pacific (A) •	W		4- 1
04/21/95	Pacific (H) •	W		2- 1
04/22/95	Pacific (H) •	W		9- 5
04/23/95	Pacific (H) •	W		5- 0
03/07/96	Pacific (A) •	W		9- 5
03/08/96	Pacific (A) •	W		13- 11
03/09/96	Pacific (A) •	W		16- 4
03/27/97	Pacific (H) •	L		0- 8
03/28/97	Pacific (H) •	W		17- 3
03/29/97	Pacific (H) •	W		16- 4
05/15/97	Pacific (H) +	L		4- 6
04/4/98	Pacific (A) •	W		9- 2
04/05/98	Pacific (A) •	W		11- 1
04/06/98	Pacific (A) •	W		15- 1
04/01/99	Pacific (A) •	W		13- 7
04/02/99	Pacific (A) •	W		15- 2
04/03/99	Pacific (A) •	L		3- 4
03/17/00	Pacific (H) •	W		7- 2
03/18/00	Pacific (H) •	W		8- 3
03/19/00	Pacific (H) •	W		9- 6
05/12/00	Pacific (A) •	W		9- 2
05/13/00	Pacific (A) •	W		3- 0
05/14/00	Pacific (A) •	W		21- 5
04/06/01	Pacific (H) •	W		6- 1
04/07/01	Pacific (H) •	W		3- 1
04/08/01	Pacific (H) •	W		28- 0
04/12/02	Pacific (A) •	W		5- 4
04/13/02	Pacific (A) •	L		7- 8
04/14/02	Pacific (A) •	W		11- 4
04/04/03	Pacific (H) •	W		10- 1
04/05/03	Pacific (H) •	W		7- 0
04/06/03	Pacific (H) •	W		4- 2
04/08/04	Pacific (A) •	W		16- 1
04/09/04	Pacific (A) •	W		13- 0
04/10/04	Pacific (A) •	W		13- 5
04/15/05	Pacific (H) •	W		8- 5
04/16/05	Pacific (H) •	W		11- 1
04/17/05	Pacific (H) •	W		9- 4
04/21/06	Pacific (A) •	W		8- 1
04/22/06	Pacific (A) •	W		11- 1
04/23/06	Pacific (A) •	W		8- 4
04/20/07	Pacific (H) •	W		18- 1
04/21/07	Pacific (H) •	W		2- 0
04/22/07	Pacific (H) •	W		12- 1
04/18/08	Pacific (A) •	W		15- 4
04/19/08	Pacific (A) •	W		11- 1
04/20/08	Pacific (A) •	W		2- 1
04/17/09	Pacific (H) •	L		4- 5
04/18/09	Pacific (H) •	L		10- 14
04/19/09	Pacific (H) •	W		4- 3
04/30/10	Pacific (A) •	W		6- 2
05/01/10	Pacific (A) •	W		11- 7
05/02/10	Pacific (A) •	L		10- 18
04/29/11	Pacific (H) •	W		12- 6
04/30/11	Pacific (H) •	L		7- 8
05/01/11	Pacific (H) •	W		6- 4
05/04/12	Pacific (A) •	W		5- 2
05/05/12	Pacific (A) •	W		21- 4
05/06/12	Pacific (A) •	W		10- 0
03/28/13	Pacific (H) •	W		9- 2
03/29/13	Pacific (H) •	W		11- 6
03/28/13	Pacific (H) •	W		25- 0

+BigWestConferenceTournamentgameplayedatTitanField(Fullerton,Calif.)

PEPPERDINE

First Year Played/Last Year Played1975/2023
Overall Record64-43
Current StreakWon 2
Overall Conference (SCBA) Record19-13
NCAA Regional Record7-2
NCAA College World Series Record1-1
Overall NCAA Postseason Record8-3

ALL-TIME GAME-BY-GAME RESULTS VS. OPPONENTS

Home Record	36-19
Road Record	22-23
Neutral Record	5-2
Longest Winning Streak	6 games (4/17/12 to 3/4/22)
Longest Losing Streak	8 games (4/6/90 to 3/16/94)
Extra Innings	3-1
Most Runs Scored in a Game	30 runs (4/26/80)
Most Runs Scored in a Game by Opponent	15 runs, 2 times (last on 2/23/97)
Largest Margin of Victory	25 runs (4/26/80)
Largest Margin of Defeat	11 runs (3/18/08)

Date	Team (H/A)	Result	Extra	Score
04/22/75	Pepperdine (A)	W	4-	1
05/24/75	Pepperdine (N) - REG1	W	2-	1
05/25/75	Pepperdine (N) - REG1	L	4-	5
05/25/75	Pepperdine (N) - REG1	W	6-	4
05/29/76	Pepperdine (N 2) - REG2	W	11-	3
03/11/77	Pepperdine (A) *	W	10-	3
04/01/77	Pepperdine (A) *	L	6-	7
04/02/77	Pepperdine (H) *	L	2-	4
04/02/77	Pepperdine (H) *	W	6-	3
03/10/78	Pepperdine (H) *	W	2-	1
04/01/78	Pepperdine (A) *	L	1-	4
04/01/78	Pepperdine (H) *	W	5-	2
04/17/78	Pepperdine (A) *	W	5-	3
04/20/79	Pepperdine (H) *	L	3-	5
04/21/79	Pepperdine (A) *	L	9-	10
04/21/79	Pepperdine (H) *	W	8-	7
05/01/79	Pepperdine (H) *	W	8-	2
06/07/79	Pepperdine (N) - CWS	W	8-	5
04/01/80	Pepperdine (A) *	L	3-	4
04/25/80	Pepperdine (A) *	W	6-	5
04/26/80	Pepperdine (H) *	L	3-	4
04/26/80	Pepperdine (H) *	W	30-	5
03/14/81	#20 Pepperdine (N) +	W	3-	0
03/27/81	#20 Pepperdine (H) *	W	16-	8
03/28/81	#20 Pepperdine (A) *	L	0-	2
03/28/81	#20 Pepperdine (A) *	W	9-	6
05/05/81	Pepperdine (H) *	W	8-	2
04/06/82	Pepperdine (A) *	L	3-	4
05/07/82	Pepperdine (A) *	W	9-	5
05/08/82	Pepperdine (H) *	W	6-	1
05/08/82	Pepperdine (H) *	W	3-	1
03/25/83	Pepperdine (H) *	W	6-	0
03/26/83	Pepperdine (A) *	L	1-	4
03/26/83	Pepperdine (A) *	W	2-	1
04/26/83	Pepperdine (H) *	L	5-	7
03/13/84	#17 Pepperdine (A) *	W	5-	2
03/16/84	#17 Pepperdine (A) *	L	2-	4
03/17/84	#17 Pepperdine (H) *	W	8-	5
03/17/84	#17 Pepperdine (H) *	L	4-	5
04/16/85	#8 Pepperdine (A)	L	3-	6
05/01/85	#5 Pepperdine (H)	L	6-	9
02/10/87	#8 Pepperdine (A)	L	4-	5
03/03/87	#7 Pepperdine (H)	W	3-	2
02/23/88	Pepperdine (H)	W	2-	0
03/15/88	Pepperdine (A)	W	12-	3
03/07/89	Pepperdine (A)	W	7-	2
04/25/89	Pepperdine (H)	L	6-	14
02/14/90	#23 Pepperdine (H)	W	13-	3
04/06/90	Pepperdine (A)	L	1-	6
04/02/91	#8 Pepperdine (H)	L	3-	4
04/03/91	#8 Pepperdine (A)	L	2-	3
06/06/92	#3 Pepperdine (N) - CWS	L	2-	3
03/10/93	#20 Pepperdine (H)	L	3-	13
04/06/93	Pepperdine (A)	L	1-	5
03/09/94	Pepperdine (A)	L	2-	3
03/16/94	Pepperdine (H)	L	1-	2
02/24/95	#24 Pepperdine (H) ^	W	7-	3
03/08/95	Pepperdine (A)	W	6-	3
04/19/95	Pepperdine (H)	W	6-	5
02/07/96	Pepperdine (A)	W	5-	4
03/05/96	Pepperdine (H)	L	0-	1
02/21/97	Pepperdine (A)	L	2-	4
02/22/97	Pepperdine (H)	W	(14)	16- 15
02/23/97	Pepperdine (H)	L	7-	15
04/16/97	Pepperdine (A)	L	1-	8
03/11/98	Pepperdine (H)	W	12-	2
02/10/99	Pepperdine (A)	L	7-	8
04/14/99	#6 Pepperdine (H)	L	3-	5
02/29/00	Pepperdine (A)	W	5-	4
01/30/01	#18 Pepperdine (A)	L	2-	5

05/1/01	#14 Pepperdine (H)	W	14-	7
04/16/02	Pepperdine (H)	W	8-	6
05/07/02	Pepperdine (A)	W	15-	1
03/04/03	Pepperdine (H)	W	11-	2
04/02/03	Pepperdine (A)	L	1-	2
03/17/04	Pepperdine (A)	W	(10)	9- 8
03/24/04	Pepperdine (H)	W	6-	0
06/05/04	Pepperdine (H) - REG3	L	(10)	6- 7
06/06/04	Pepperdine (H) - REG3	W	15-	1
06/06/04	Pepperdine (H) - REG3	W	16-	3
04/19/05	Pepperdine (A)	L	2-	6
05/10/05	Pepperdine (H)	W	13-	4
02/28/06	#12 Pepperdine (A)	W	5-	0
03/21/06	Pepperdine (H)	L	4-	7
03/13/07	#11 Pepperdine (H)	W	9-	4
05/02/07	#17 Pepperdine (A)	L	2-	7
03/18/08	Pepperdine (A)	L	2-	13
05/06/08	Pepperdine (H)	W	9-	1
04/22/09	Pepperdine (A)	W	15-	2
05/19/09	Pepperdine (H)	W	9-	1
02/20/10	Pepperdine (H)	L	0-	6
04/20/10	Pepperdine (H)	W	12-	5
05/12/10	Pepperdine (A)	W	10-	7
04/05/11	Pepperdine (H)	W	13-	3
05/10/11	Pepperdine (A)	L	0-	7
04/17/12	Pepperdine (H)	W	8-	6
02/20/13	Pepperdine (A)	W	6-	3
04/16/13	Pepperdine (A)	W	8-	4
03/03/15	Pepperdine (H)	W	3-	0
05/29/15	Pepperdine (H) - REG4	W	9-	3
05/31/15	Pepperdine (H) - REG4	W	10-	1
04/10/18	Pepperdine (H)	W	3-	2
03/26/19	Pepperdine (H)	L	4-	11
03/07/21	Pepperdine (H)	L	4-	10
03/11/23	Pepperdine (A)	L	5-	6
03/12/23	Pepperdine (A)	W	10-	8
03/12/23	Pepperdine (A)	W	5-	1

^ Anaheim Hilton & Towers Classic (Fullerton, Calif.)
+ SCBA Pre-season Tournament (Long Beach, Calif.)
(REG1) NCAA West Regional at USC (Los Angeles, Calif.)
(REG2) NCAA West Regional at Washington State (Pullman, Wash.)
(REG3) NCAA Regional at Cal State Fullerton (Fullerton, Calif.)
(REG4) NCAA Regional at Cal State Fullerton (Fullerton, Calif.)
(CWS) College World Series at Rosenblatt Stadium (Omaha, Neb.)

POINT LOMA

First Year Played/Last Year Played	1975/1978
Overall Record	4-0
Current Streak	Won 4
Home Record	2-0
Road Record	2-0
Neutral Record	0-0
Longest Winning Streak	4 games (2/18/75 to present)
Most Runs Scored in a Game	9 runs (4/27/77)
Most Runs Scored in a Game by Opponent	3 runs (3/18/75)
Largest Margin of Victory	9 runs (4/27/77)

Date	Team (H/A)	Result	Extra	Score
02/18/75	Point Loma (A)	W	6-	2
03/18/75	Point Loma (H)	W	6-	3
04/27/77	Point Loma (A)	W	9-	0
02/21/78	Point Loma (H)	W	8-	2

PORTLAND

First Year Played/Last Year Played	1979/1991
Overall Record	5-1
Current Streak	Won 4
NCAA Regional Record	1-0
Overall NCAA Postseason Record	1-0
Home Record	4-1
Road Record	0-0
Neutral Record	1-0
Longest Winning Streak	4 games (3/5/88 to present)
Most Runs Scored in a Game	20 runs (5/26/79)
Most Runs Scored in a Game by Opponent	7 runs (3/10/91)
Largest Margin of Victory	17 runs (5/26/79)
Largest Margin of Defeat	2 runs (3/4/88)

Date	Team (H/A)	Result	Extra	Score
05/26/79	Portland (N) - REG	W	20-	3
03/04/88	Portland (H)	L	2-	4
03/5/88	Portland (H)	W	10-	6
03/06/88	Portland (H)	W	5-	3
03/03/89	Portland (H)	W	19-	5
03/10/91	Portland (H)	W	16-	7

(REG) NCAA West Regional at Fresno State (Fresno, Calif.)

PORTLAND STATE

First Year Played/Last Year Played	1977/1977
Overall Record	1-0
Current Streak	Won 1
NCAA Regional Record	1-0
Overall NCAA Postseason Record	1-0
Home Record	0-0
Road Record	0-0
Neutral Record	1-0
Most Runs Scored in a Game	5 runs (5/28/77)
Most Runs Scored in a Game by Opponent	3 runs (5/28/77)
Largest Margin of Victory	2 runs (5/28/77)

Date	Team (H/A)	Result	Extra	Score
05/28/77	Portland State (N) - REG	W	5-	3

(REG) NCAA Rocky Mountain Regional at Arizona State (Tempe, Ariz.)

PURDUE

First Year Played/Last Year Played	2024/2024
Overall Record	0-1
Current Streak	Lost 1
Home Record	0-0
Road Record	0-0
Neutral Record	0-1
Most Runs Scored in a Game	3 runs (03/03/24)
Most Runs Scored in a Game by Opponent	11 runs (03/03/24)
Largest Margin of Victory	8 runs (03/03/24)

Date	Team (H/A)	Result	Extra	Score
03/03/24	Purdue (N)	L	3-	11

RHODE ISLAND

First Year Played/Last Year Played	2009/2009
Overall Record	2-0
Current Streak	Won 2
Home Record	0-0
Road Record	0-0
Neutral Record	2-0
Longest Winning Streak	2 games (3/13/09 to present)
Most Runs Scored in a Game	17 runs (3/13/09)
Most Runs Scored in a Game by Opponent	3 runs, 2 times (last on 3/15/09)
Largest Margin of Victory	14 runs (3/13/09)

Date	Team (H/A)	Result	Extra	Score
03/13/09	Rhode Island (N) ^	W	17-	3
03/15/09	Rhode Island (N) ^	W	4-	3

^ Game played at Oklahoma State (Stillwater, Okla.)

RICE

First Year Played/Last Year Played	1990/2007
Overall Record	9-5
Current Streak	Won 1
NCAA Regional Record	2-1
Overall NCAA Postseason Record	2-1
Home Record	3-1
Road Record	3-3
Neutral Record	3-1
Longest Winning Streak	4 games (2/24/91 to 5/24/96)
Longest Losing Streak	3 games (5/26/96 to 3/4/06)
Extra Innings	0-1
Most Runs Scored in a Game	17 runs (5/27/95)
Most Runs Scored in a Game by Opponent	13 runs (5/26/96)
Largest Margin of Victory	11 runs (3/5/06)
Largest Margin of Defeat	6 runs (3/3/07)

Date	Team (H/A)	Result	Extra	Score
------	------------	--------	-------	-------

ALL-TIME GAME-BY-GAME RESULTS VS. OPPONENTS

02/16/90	Rice (H)	W	7-	1
02/23/91	Rice (A)	W	(7)	8- 3
02/23/91	Rice (A)	L		4- 6
02/24/91	Rice (A)	W	7-	2
05/27/95	#17 Rice (N) - REG1	W	17-	7
05/28/95	#17 Rice (N) - REG1	W	8-	7
05/24/96	Rice (N) - REG2	W	7-	3
05/26/96	Rice (N) - REG2	L	10-	13
03/03/06	#4 Rice (A)	L	(10)	2- 3
03/04/06	#4 Rice (A)	L		2- 6
03/05/06	#4 Rice (A)	W	15-	4
03/02/07	#6 Rice (H)	W	10-	3
03/03/07	#6 Rice (H)	L		3- 9
03/04/07	#6 Rice (H)	W	6-	1

(REG1) NCAA South Regional at LSU (Baton Rouge, La.)

(REG2) NCAA Midwest Regional at Wichita State (Wichita, Kan.)

RIDER

First Year Played/Last Year Played2008/2008
Overall Record1-0
Current StreakWon 1
NCAA Regional Record1-0
Overall NCAA Postseason Record1-0
Home Record1-0
Road Record0-0
Neutral Record0-0
Most Runs Scored in a Game11 runs (5/30/08)
Largest Margin of Victory11 runs (5/30/08)

Date	Team (H/A)	Result	Extra	Score
05/30/08	Rider (H) - REG	W		11- 0

(REG) NCAA Regional at Cal State Fullerton (Fullerton, Calif.)

SACRAMENTO STATE

First Year Played/Last Year Played1997/2002
Overall Record16-6
Current StreakWon 7
Overall Conference (Big West) Record16-5
Big West Conference Tournament Record0-1
Home Record8-5
Road Record8-1
Neutral Record0-0
Longest Winning Streak7 games (4/9/00 to present)
Longest Losing Streak3 games (5/2/99 to 4/8/00)
Extra Innings0-2
Most Runs Scored in a Game22 runs (4/7/02)
Most Runs Scored in a Game by Opponent13 runs (5/2/99)
Largest Margin of Victory22 runs (4/7/02)
Largest Margin of Defeat5 runs, 2 times (last on 4/8/00)

Date	Team (H/A)	Result	Extra	Score
04/04/97	Sacramento State (A) •	W		9- 5
04/05/97	Sacramento State (A) •	W		4- 0
04/06/97	Sacramento State (A) •	L	(12)	9- 10
03/27/98	Sacramento State (H) •	L		4- 9
03/28/98	Sacramento State (H) •	W		15- 6
03/29/98	Sacramento State (H) •	W		9- 4
05/15/98	Sacramento State (H) - BWT	L		5- 6
03/19/99	Sacramento State (A) •	W		21- 2
03/20/99	Sacramento State (A) •	W		11- 5
03/21/99	Sacramento State (A) •	W		14- 7
04/30/99	Sacramento State (H) •	W		4- 0
05/01/99	Sacramento State (H) •	W		14- 7
05/02/99	Sacramento State (H) •	L		10- 13
04/07/00	Sacramento State (H) •	L	(10)	2- 3
04/08/00	Sacramento State (H) •	L		7- 12
04/09/00	Sacramento State (H) •	W		6- 4
04/12/01	Sacramento State (A) •	W		20- 2
04/13/01	Sacramento State (A) •	W		9- 5
04/14/01	Sacramento State (A) •	W		8- 2
04/05/02	Sacramento State (H) •	W		3- 1
04/06/02	Sacramento State (H) •	W		9- 3
04/07/02	Sacramento State (H) •	W		22- 0

(BWT) Big West Conference Tournament at Cal State Fullerton (Fullerton, Calif.)

SAINT LOUIS

First Year Played/Last Year Played2006/2006
Overall Record1-0
Current StreakWon 1
NCAA Regional Record1-0
Overall NCAA Postseason Record1-0
Home Record1-0
Road Record0-0
Neutral Record0-0
Most Runs Scored in a Game6 runs (6/2/06)
Most Runs Scored in a Game by Opponent1 runs (6/2/06)
Largest Margin of Victory5 runs (6/2/06)

Date	Team (H/A)	Result	Extra	Score
06/02/06	Saint Louis (H) - REG	W		6- 1

(REG) NCAA Regional at Cal State Fullerton (Fullerton, CA)

SAN FRANCISCO

First Year Played/Last Year Played2014/2020
Overall Record3-3
Current StreakLost 1
Home Record3-3
Road Record0-0
Neutral Record0-0
Longest Winning Streak2 games (2/22/14 to present)
Longest Losing Streak1 game (2/21/14)
Extra Innings0-1
Most Runs Scored in a Game11 runs (2/22/14)
Most Runs Scored in a Game by Opponent7 runs (3/01/20)
Largest Margin of Victory11 runs (2/22/14)
Largest Margin of Defeat2 runs (2/28/20)

Date	Team (H/A)	Result	Extra	Score
02/21/14	San Francisco (H)	L	(19)	5- 6
02/22/14	San Francisco (H)	W		11- 0
02/23/14	San Francisco (H)	W		5- 1
02/28/20	San Francisco (H)	L		1- 3
02/29/20	San Francisco (H)	W		5- 4
03/01/20	San Francisco (H)	L		6- 7

ST. MARY'S

First Year Played/Last Year Played1982/2017
Overall Record9-4-1
Current StreakWon 1
Home Record9-4-1
Road Record0-0
Neutral Record0-0
Longest Winning Streak3 games, 2 times (last from 2/9/84 to 2/4/86)
Most Runs Scored in a Game13 runs (2/18/83)
Most Runs Scored in a Game by Opponent12 runs (5/15/17)
Largest Margin of Victory10 runs, 2 times (last on 2/4/86)
Largest Margin of Defeat8 runs (5/15/17)

Date	Team (H/A)	Result	Extra	Score
03/05/82	St. Mary's (H)	W		6- 1
03/06/82	St. Mary's (H)	L		5- 7
03/06/82	St. Mary's (H)	W		8- 1
02/18/83	St. Mary's (H)	W		13- 3
02/19/83	St. Mary's (H)	W		5- 0
02/19/83	St. Mary's (H)	TIE		2- 2
02/09/84	St. Mary's (H)	W		7- 1
02/04/85	St. Mary's (H)	W		3- 2
02/04/86	St. Mary's (H)	W		11- 1
02/05/87	St. Mary's (H)	L		0- 1
03/14/14	St. Mary's (H)	W	(13)	6- 5
03/15/14	St. Mary's (H)	L		0- 6
03/16/14	St. Mary's (H)	W		4- 2

SAM HOUSTON STATE

First Year Played/Last Year Played2004/2004
Overall Record1-0
Current StreakWon 1
Home Record0-0
Road Record1-0
Neutral Record0-0

Most Runs Scored in a Game12 runs (3/6/04)
Most Runs Scored in a Game by Opponent2 runs (3/6/04)
Largest Margin of Victory10 runs (3/6/04)

Date	Team (H/A)	Result	Extra	Score
03/06/04	Sam Houston State (N) +	W		12 -2

+ Game played at University of Texas (Austin, Tex.)

SAN DIEGO

First Year Played/Last Year Played1976/2024
Overall Record60-20-2
Current StreakLost 2
Overall Conference (SCBA) Record20-3-1
NCAA Regional Record1-0
Overall NCAA Postseason Record1-0
Home Record38-8-1
Road Record21-12-1
Neutral Record2-1
Longest Winning Streak16 games (4/7/87 to 3/2/97)
Longest Losing Streak4 games (3/5/13 to 3/10/15)
Extra Innings3-1-1
Most Runs Scored in a Game17 runs, 2 times (last on 4/9/91)
Most Runs Scored in a Game by Opponent13 runs (03/26/24)
Largest Margin of Victory17 runs (4/9/91)
Largest Margin of Defeat5 runs, 3 times (last on 4/18/17)

Date	Team (H/A)	Result	Extra	Score
04/21/76	San Diego (H)	W		4- 1
02/26/78	San Diego (H)	W		8- 7
04/06/79	San Diego (H) •	TIE		11- 11
04/07/79	San Diego (A) •	W		10- 3
04/07/79	San Diego (A) •	W		8- 2
04/24/79	San Diego (H) •	W		7- 2
04/18/80	San Diego (A) •	W		3- 2
04/19/80	San Diego (H) •	W		7- 4
04/19/80	San Diego (H) •	L		3- 4
05/04/80	San Diego (A) •	L		1- 3
03/13/81	San Diego (N) +	W		15- 2
04/03/81	San Diego (H) •	W		11- 5
04/04/81	San Diego (H) •	L		10- 11
04/04/81	San Diego (H) •	W		8- 3
04/28/81	San Diego (H) •	W		4- 2
03/30/82	San Diego (A) •	W		5- 3
04/30/82	San Diego (A) •	W		7- 2
05/01/82	San Diego (H) •	W		11- 3
05/01/82	San Diego (H) •	W		17- 2
04/08/83	San Diego (H) •	W		11- 1
04/09/83	San Diego (A) •	W		11- 5
05/03/83	San Diego (H) •	W		6- 4
05/15/83	San Diego (A) •	W		6- 3
04/06/84	San Diego (A) •	W		8- 3
04/07/84	San Diego (H) •	W		13- 2
04/07/84	San Diego (H) •	W		7- 1
05/08/84	San Diego (A) •	W		5- 3
03/17/87	San Diego (H)	L		1- 6
04/07/87	San Diego (A)	W	(11)	3- 2
03/09/88	San Diego (H)	W		9- 2
02/27/89	San Diego (A)	W		4- 1
03/27/90	San Diego (H)	W		9- 4
04/09/91	San Diego (A)	W		17- 0
02/18/92	San Diego (H)	W	(10)	4- 3
03/12/93	San Diego (H)	W		7- 5
03/30/93	San Diego (A)	W		8- 7
02/25/94	San Diego (H) ^	W		6- 4
02/15/95	San Diego (H)	W		3- 2
05/09/95	San Diego (A)	W		5- 1
03/19/96	San Diego (A)	W		11- 3
03/27/96	San Diego (H)	W		12- 1
02/28/97	San Diego (H)	W		12- 2
03/01/97	San Diego (H)	W		6- 3
03/02/97	San Diego (H)	W		5- 1
04/01/97	San Diego (A)	TIE	(10)	4- 4
03/24/98	San Diego (A)	W	(8)	10- 8
04/15/98	San Diego (H)	W		10- 1
04/07/99	San Diego (H)	W		15- 2
03/11/03	San Diego (H)	W		16- 6
03/25/03	San Diego (A)	W		6- 1
05/30/03	San Diego (H) - REG	W		3- 1

ALL-TIME GAME-BY-GAME RESULTS VS. OPPONENTS

03/09/04	San Diego (H)	L	4- 7
05/17/05	San Diego (H)	W (13)	5- 4
03/14/07	#22 San Diego (H)	L	1- 5
03/11/08	#21 San Diego (H)	L	2- 6
03/25/08	#14 San Diego (A)	W	6- 3
04/29/08	#8 San Diego (H)	W	12- 3
04/21/09	San Diego (H)	W	8- 5
03/02/10	San Diego (H)	W	11- 4
03/13/10	San Diego (N) &	W	4- 2
04/27/10	#24 San Diego (A)	W	13- 10
04/26/11	San Diego (A)	L	8- 12
05/24/11	San Diego (H)	W	6- 4
03/05/13	San Diego (A)	L	3- 7
03/11/14	San Diego (A)	L (10)	3- 5
04/29/14	San Diego (H)	L	5- 6
03/10/15	San Diego (H)	L	4- 9
04/07/15	San Diego (A)	W	6- 4
04/05/16	San Diego (H)	W	4- 2
03/21/17	San Diego (A)	W	9- 2
04/04/17	San Diego (H)	W	13- 2
04/18/17	San Diego (N)	L	6- 11
03/20/18	San Diego (H)	W	9- 3
04/17/18	San Diego (A)	L	4- 10
03/19/19	San Diego (A)	L	2- 6
02/26/21	San Diego (A)	L	1- 6
02/27/21	San Diego (A)	L	5- 6
02/28/21	San Diego (A)	W	5- 1
04/02/21	San Diego (H)	W	3- 1
04/03/21	San Diego (A)	L	2- 8
03/15/22	San Diego (A)	L	10- 11
04/26/22	San Diego (H)	W	8- 7
03/19/24	San Diego (H)	L	2- 7
03/26/24	San Diego (A)	W	5- 13

+ SCBA Pre-season Tournament (Long Beach, Calif.)
^ Anaheim Hilton & Towers Classic (Fullerton, Calif.)
& San Diego State Tournament (San Diego, Calif.)
(REG) NCAA Regional at Cal State Fullerton (Fullerton, CA)

SAN DIEGO STATE

First Year Played/Last Year Played1975/2020
Overall Record41-17
Current StreakLost 1
PCAA Conference Record7-5
SCBA Conference Record7-1
Overall Conference (PCAA and SCBA) Record14-6
NCAA Regional Record2-1
Overall NCAA Postseason Record2-1
Home Record20-6
Road Record19-9
Neutral Record2-2
Longest Winning Streak11 games (5/28/84 to 3/7/06)
Longest Losing Streak3 games (4/15/18 to 4/13/19)
Extra Innings2-0
Most Runs Scored in a Game23 runs (4/28/78)
Most Runs Scored in a Game by Opponent13 runs (4/13/19)
Largest Margin of Victory19 runs (4/28/78)
Largest Margin of Defeat6 runs (4/13/19)

Date	Team (H/A)	Result	Extra	Score
04/12/75	San Diego State (A) •	W		7- 3
04/12/75	San Diego State (A) •	L		4- 5
04/18/75	San Diego State (H) •	W		7- 2
04/19/75	San Diego State (H) •	W		5- 0
04/19/75	San Diego State (H) •	L		2- 4
05/16/75	San Diego State (A) •	L		3- 4
03/19/76	San Diego State (A) •	W		8- 4
03/20/76	San Diego State (H) •	W		2- 0
03/20/76	San Diego State (H) •	W		5- 2
04/09/76	San Diego State (H) •	L		1- 6
04/10/76	San Diego State (A) •	W		10- 2
04/10/76	San Diego State (A) •	L		1- 6
03/04/77	San Diego State (A) •	W		5- 2
05/06/77	San Diego State (A) •	W		7- 1
05/07/77	San Diego State (H) •	L		2- 3
05/07/77	San Diego State (H) •	W		4- 1
03/11/78	San Diego State (H) •	W		9- 5
04/28/78	San Diego State (H) •	W		23- 4

04/29/78	San Diego State (A) •	W		15- 2
04/29/78	San Diego State (A) •	W		7- 5
03/10/79	San Diego State (A)	W		13- 6
03/10/79	San Diego State (A)	W		10- 3
03/11/79	San Diego State (H)	W		10- 4
03/27/84	#2 San Diego State (N) +	L		0- 4
05/26/84	#7 San Diego State (N) - REG W			16- 6
05/27/84	#7 San Diego State (N) - REG W	L		5- 9
05/28/84	#7 San Diego State (N) - REG W	(12)		8- 7
02/11/86	San Diego State (H)	W		10- 2
03/25/86	San Diego State (A)	W		3- 2
03/10/87	San Diego State (A)	W		10- 1
03/14/89	San Diego State (H)	W		2- 1
03/15/89	San Diego State (A)	W		1- 0
03/02/99	San Diego State (A)	W		15- 7
05/02/00	San Diego State (H)	W		11- 7
03/01/05	San Diego State (A)	W		18- 8
05/03/05	San Diego State (H)	W	(11)	6- 3
03/07/06	San Diego State (H)	W		10- 5
05/16/06	San Diego State (A) ^	L		8- 9
02/20/07	San Diego State (A)	L		7- 8
02/27/07	San Diego State (H)	W		9- 8
05/15/08	San Diego State (H)	W		4- 3
05/16/08	San Diego State (H)	W		10- 3
05/17/08	San Diego State (H)	W		8- 5
02/24/09	San Diego State (A)	W		8- 6
03/03/09	San Diego State (A)	W		7- 2
03/12/10	San Diego State (A) &	W		11- 1
02/28/12	San Diego State (H)	W		3- 0
04/03/12	San Diego State (A)	W		7- 1
03/15/16	San Diego State (H)	W		8- 1
05/03/16	San Diego State (A)	L		2- 7
02/22/17	San Diego State (H)	L		4- 5
04/13/18	San Diego State (A)	L		3- 6
04/14/18	San Diego State (A)	W		13- 9
04/15/18	San Diego State (A)	L		6- 9
04/12/19	San Diego State (H)	L		1- 6
04/13/19	San Diego State (H)	L		13- 7
04/14/19	San Diego State (H)	W		7- 2
02/18/20	San Diego State (A)	L		4- 8

^ Make-up of a rain out on 4/4/06
+ Riverside Baseball Invitational at UC Riverside (Riverside, Calif.)
& San Diego State Tournament (San Diego, Calif.)
(REG) NCAA West Regional I at Fresno State (Fresno, Calif.)

SAN JOSE STATE

First Year Played/Last Year Played1975/2023
Overall Record32-13
Current StreakWon 4
Overall Conference (PCAA/Big West) Record28-13
NCAA Regional Record2-0
Overall NCAA Postseason Record2-0
Home Record17-6
Road Record13-7
Neutral Record2-0
Longest Winning Streak7 games (3/10/85 to 5/3/87)
Longest Losing Streak3 games (5/8/88 to 4/21/89)
Extra Innings1-0
Most Runs Scored in a Game17 runs (3/25/95)
Most Runs Scored in a Game by Opponent11 runs, 2 times (last on 5/13/90)
Largest Margin of Victory16 runs (3/25/95)
Largest Margin of Defeat9 runs (5/8/88)

Date	Team (H/A)	Result	Extra	Score
05/09/75	San Jose State (A) •	L		0- 6
05/10/75	San Jose State (A) •	W		10- 2
05/10/75	San Jose State (A) •	W		4- 3
05/07/76	San Jose State (H) •	W		10- 3
05/08/76	San Jose State (H) •	W		3- 2
05/08/76	San Jose State (H) •	L		4- 5
03/09/85	San Jose State (H) •	W		14- 3
03/09/85	San Jose State (H) •	L		5- 8
03/10/85	San Jose State (H) •	W		8- 1
04/25/86	San Jose State (A) •	W		7- 1
04/26/86	San Jose State (A) •	W		10- 3
04/27/86	San Jose State (A) •	W		12- 5
05/01/87	San Jose State (H) •	W		6- 2
05/02/87	San Jose State (H) •	W		13- 3

05/03/87	San Jose State (H) •	W		6- 5
05/08/88	San Jose State (A) •	L		4- 5
05/08/88	San Jose State (A) •	L		2- 11
04/21/89	#18 San Jose State (H) •	L		6- 7
04/22/89	#18 San Jose State (H) •	W		8- 6
04/23/89	#18 San Jose State (H) •	W		7- 6
05/11/90	San Jose State (A) •	W		10- 3
05/12/90	San Jose State (A) •	W		11- 5
05/13/90	San Jose State (A) •	L		5- 11
05/10/91	San Jose State (H) •	W		2- 1
05/11/91	San Jose State (H) •	L		3- 4
05/12/91	San Jose State (H) •	W		7- 2
05/08/92	San Jose State (A) •	W		10- 0
05/09/92	San Jose State (A) •	L		2- 8
05/10/92	San Jose State (A) •	W		8- 3
05/07/93	San Jose State (H) •	W		12- 1
05/08/93	San Jose State (H) •	W		7- 1
05/09/93	San Jose State (H) •	L		3- 5
03/25/94	San Jose State (A) •	W (10)		7- 3
03/26/94	San Jose State (A) •	W		8- 5
03/27/94	San Jose State (A) •	W		6- 3
03/24/95	San Jose State (H) •	W		11- 1
03/25/95	San Jose State (H) •	W		17- 1
03/26/95	San Jose State (H) •	L		3- 6
04/20/96	San Jose State (A) •	W		3- 1
04/20/96	San Jose State (A) •	L		4- 6
04/21/96	San Jose State (A) •	L		2- 3
06/01/02	#18 San Jose State (N) - REG W			9- 1
06/01/02	San Jose State (H)	W		6- 1
03/30/22	San Jose State (H)	W		6- 5
06/03/23	San Jose State (N) - REG1 W			9- 5

(REG) NCAA Regional at Stanford (Stanford, Calif.)
(REG1) NCAA Regional at Stanford (Stanford, Calif.)

SANTA CLARA

First Year Played/Last Year Played1978/2010
Overall Record4-1
Current StreakWon 3
NCAA Regional Record1-1
Overall NCAA Postseason Record1-1
Home Record3-0
Road Record0-0
Neutral Record1-1
Most Runs Scored in a Game18 runs (5/23/10)
Most Runs Scored in a Game by Opponent11 runs (5/23/10)
Largest Margin of Victory8 runs (5/21/10)
Largest Margin of Defeat5 runs (5/22/97)

Date	Team (H/A)	Result	Extra	Score
05/26/78	Santa Clara (N) - REG1	W		4- 0
05/22/97	Santa Clara (N) - REG2	L		0- 5
05/21/10	Santa Clara (H)	W		8- 0
05/22/10	Santa Clara (H)	W		6- 4
05/23/10	Santa Clara (H) &	W	(8)	18- 11

& - Game shortened due to travel curfew.
(REG1) NCAA West Regional at USC (Los Angeles, Calif.)
(REG2) NCAA West Regional at Stanford (Stanford, Calif.)

SETON HALL

First Year Played/Last Year Played1984/1984
Overall Record1-0
Current StreakWon 1
Home Record0-0
Road Record0-0
Neutral Record1-0
Most Runs Scored in a Game7 runs (3/29/84)
Most Runs Scored in a Game by Opponent3 runs (3/29/84)
Largest Margin of Victory4 runs (3/29/84)

Date	Team (H/A)	Result	Extra	Score
03/29/84	Seton Hall (N) +	W		7- 3

+ Riverside Baseball Invitational at UC Riverside (Riverside, Calif.)

SONOMA STATE

First Year Played/Last Year Played1982/1982
------------------------------------	----------------

ALL-TIME GAME-BY-GAME RESULTS VS. OPPONENTS

Overall Record	1-0
Current Streak	Won 1
Home Record	1-0
Road Record	0-0
Neutral Record	0-0
Most Runs Scored in a Game	15 runs (4/7/82)
Most Runs Scored in a Game by Opponent	4 runs (4/7/82)
Largest Margin of Victory	11 runs (4/7/82)

Date	Team (H/A)	Result	Extra	Score
04/07/82	Sonoma State (H)	W		15- 4

SOUTH ALABAMA

First Year Played/Last Year Played	1989/1989
Overall Record	1-1
Current Streak	Won 1
Home Record	0-0
Road Record	1-1
Neutral Record	0-0
Most Runs Scored in a Game	5 runs (3/28/89)
Most Runs Scored in a Game by Opponent	6 runs (3/27/89)
Largest Margin of Victory	2 runs (3/28/89)
Largest Margin of Defeat	3 runs (3/27/89)

Date	Team (H/A)	Result	Extra	Score
03/27/89	South Alabama (A)	L		3- 6
03/28/89	South Alabama (A)	W		5- 3

SOUTH CAROLINA

First Year Played/Last Year Played	2004/2004
Overall Record	2-1
Current Streak	Won 1
NCAA College World Series Record	2-1
Overall NCAA Postseason Record	2-1
Home Record	0-0
Road Record	0-0
Neutral Record	2-1
Most Runs Scored in a Game	4 runs (6/24/04)
Most Runs Scored in a Game by Opponent	5 runs (6/23/04)
Largest Margin of Victory	4 runs (6/24/04)
Largest Margin of Defeat	2 runs (6/23/04)

Date	Team (H/A)	Result	Extra	Score
06/19/04	#3 South Carolina (N) - CWS	W		2- 0
06/23/04	#3 South Carolina (N) - CWS	L		3- 5
06/24/04	#3 South Carolina (N) - CWS	W		4- 0

(CWS) College World Series at Rosenblatt Stadium (Omaha, Neb.)

SOUTH FLORIDA

First Year Played/Last Year Played	2015/2015
Overall Record	0-1
Current Streak	Lost 1
Home Record	0-0
Road Record	0-0
Neutral Record	0-1
Most Runs Scored in a Game	1 run (2/13/15)
Most Runs Scored in a Game by Opponent	2 runs (2/13/15)
Largest Margin of Defeat	1 run (2/13/15)

Date	Team (H/A)	Result	Extra	Score
03/17/77	South Florida (N) %	L		1- 2

(% Opening Weekend Challenge at Bright House Field (Clearwater, Fla.)

SOUTHEASTERN LOUISIANA

First Year Played/Last Year Played	2024/2024
Overall Record	0-1
Current Streak	Lost 1
Home Record	0-0
Road Record	0-0
Neutral Record	0-1
Most Runs Scored in a Game	1 run (03/01/24)
Most Runs Scored in a Game by Opponent	5 runs (03/01/24)
Largest Margin of Defeat	4 runs (03/01/24)

Date	Team (H/A)	Result	Extra	Score
03/01/24	Southeastern Louisiana (N)	L		1- 5

SOUTHERN

First Year Played/Last Year Played	1987/1987
Overall Record	0-1
Current Streak	Lost 1
NCAA Regional Record	0-1
Overall NCAA Postseason Record	0-1
Home Record	0-0
Road Record	0-0
Neutral Record	0-1
Most Runs Scored in a Game by Opponent	1 run (5/21/87)
Largest Margin of Defeat	1 run (5/21/87)

Date	Team (H/A)	Result	Extra	Score
05/21/87	Southern (N) - REG	L		0- 1

(REG) NCAA South II Regional at New Orleans (New Orleans, La.)

SOUTHERN MISS

First Year Played/Last Year Played	2008/2009
Overall Record	6-0
Current Streak	Won 6
Home Record	3-0
Road Record	3-0
Neutral Record	0-0
Longest Winning Streak	6 games (3/7/08 to present)
Most Runs Scored in a Game	19 runs (3/9/08)
Most Runs Scored in a Game by Opponent	6 runs, 2 times (last on 3/7/09)
Largest Margin of Victory	13 runs, 2 times (last on 3/6/09)

Date	Team (H/A)	Result	Extra	Score
03/07/08	Southern Miss (H)	W		4- 1
03/08/08	Southern Miss (H)	W		8- 3
03/09/08	Southern Miss (H)	W		19- 6
03/06/09	Southern Miss (A)	W		15- 2
03/07/09	Southern Miss (A)	W		11- 6
03/08/09	Southern Miss (A)	W		11- 3

SOUTHERN UTAH

First Year Played/Last Year Played	1977/1992
Overall Record	5-0
Current Streak	Won 5
Home Record	5-0
Road Record	0-0
Neutral Record	0-0
Longest Winning Streak	5 games (3/17/77 to present)
Most Runs Scored in a Game	19 runs (3/8/92)
Most Runs Scored in a Game by Opponent	2 runs (3/7/92)
Largest Margin of Victory	19 runs (3/8/92)

Date	Team (H/A)	Result	Extra	Score
03/17/77	Southern Utah (H)	W		4- 1
03/27/77	Southern Utah (H)	W		13- 0
03/06/92	Southern Utah (H)	W		7- 0
03/07/92	Southern Utah (H)	W		11- 2
03/08/92	Southern Utah (H)	W	(8)	19- 0

STANFORD

First Year Played/Last Year Played	1979/2023
Overall Record	55-70
Current Streak	Lost 3
NCAA Regional Record	7-3
NCAA Super Regional Record	0-2
NCAA College World Series Record	3-7
Overall NCAA Postseason Record	8-12
Home Record	33-27
Road Record	17-36
Neutral Record	5-7
Longest Winning Streak	4 games, 2 times (last on 2/27/09 to 6/5/10)
Longest Losing Streak	8 games (2/12/89 to 2/8/92)
Extra Innings	2-6
Most Runs Scored in a Game	13 runs, 2x, (last 2/19/23)
Most Runs Scored in a Game by Opponent	21 runs (2/19/23)

Largest Margin of Victory	11 runs (2/19/22)
Largest Margin of Defeat	16 runs (2/2/02)

Date	Team (H/A)	Result	Extra	Score
03/24/79	Stanford (H)	W		8- 3
03/24/79	Stanford (H)	L		2- 3
02/27/81	#5 Stanford (H)	L		3- 6
02/05/82	#4 Stanford (A)	L		0- 2
02/06/82	#4 Stanford (A)	W		10- 3
02/06/82	#4 Stanford (A)	L		4- 5
02/04/83	#15 Stanford (H)	W		9- 5
02/06/83	#15 Stanford (H)	W		3- 2
02/06/83	#15 Stanford (H)	W		8- 5
02/03/84	#10 Stanford (A)	W		5- 4
02/04/84	#10 Stanford (A)	L		1- 7
02/05/84	#10 Stanford (A)	W		7- 5
01/31/85	#11 Stanford (H)	W		13- 7
02/01/85	#11 Stanford (H)	L		3- 6
02/06/87	#5 Stanford (H)	L	(11)	5- 6
02/07/87	#5 Stanford (H)	W		7- 4
02/08/87	#5 Stanford (H)	L		1- 11
02/05/88	#2 Stanford (A)	W		5- 1
02/06/88	#2 Stanford (A)	L		4- 9
02/07/88	#2 Stanford (A)	W		6- 5
06/06/88	#7 Stanford (N) - CWS	W		5- 3
06/09/88	#7 Stanford (N) - CWS	L		1- 4
06/10/88	#7 Stanford (N) - CWS	L		5- 9
02/10/89	#12 Stanford (H)	W		3- 2
02/11/89	#12 Stanford (H)	W		5- 2
02/12/89	#12 Stanford (H)	L		8- 11
02/02/90	#4 Stanford (A)	L		1- 8
02/03/90	#4 Stanford (A)	L		0- 1
02/04/90	#4 Stanford (A)	L		7- 8
02/01/91	#3 Stanford (H)	L		2- 5
02/02/91	#3 Stanford (H)	L		0- 2
02/03/91	#3 Stanford (H)	L		4- 12
02/08/92	#10 Stanford (A)	L		2- 4
02/08/92	#10 Stanford (A)	W		8- 3
02/09/92	#10 Stanford (A)	W		3- 1
02/05/93	#12 Stanford (H)	L		3- 4
02/06/93	#12 Stanford (H)	W	(10)	6- 4
02/07/93	#12 Stanford (H)	W		7- 5
01/28/94	#12 Stanford (A)	W		12- 2
01/29/94	#12 Stanford (A)	L		6- 7
01/30/94	#12 Stanford (A)	W	(11)	8- 7
02/03/95	#1 Stanford (H)	W		11- 9
02/04/95	#1 Stanford (H)	L		10- 11
02/05/95	#1 Stanford (H)	W		5- 3
06/03/95	#10 Stanford (N) - CWS	W		6- 5
02/02/96	#2 Stanford (A)	L		0- 5
02/03/96	#2 Stanford (A)	W		7- 0
01/31/97	#1 Stanford (H)	W		6- 5
02/01/97	#1 Stanford (H)	L		5- 15
02/02/97	#1 Stanford (H)	W		9- 5
02/09/98	#1 Stanford (A)	L	(7)	3- 7
02/09/98	#1 Stanford (A)	L		2- 5
02/05/99	#7 Stanford (H)	W		8- 0
02/06/99	#7 Stanford (H)	L		5- 6
02/07/99	#7 Stanford (H)	L		7- 13
06/12/99	#1 Stanford (N) - CWS	L		2- 9
02/04/00	#1 Stanford (A)	L		4- 5
02/05/00	#1 Stanford (A)	L		1- 3
02/06/00	#1 Stanford (A)	L		3- 7
02/02/01	#14 Stanford (H)	W		5- 4
02/03/01	#14 Stanford (H)	L		8- 9
02/04/01	#14 Stanford (H)	L		0- 3
06/10/01	#6 Stanford (N) - CWS	L	(10)	2- 5
06/13/01	#6 Stanford (N) - CWS	L		1- 4
02/01/02	#1 Stanford (A)	L		4- 7
02/02/02	#1 Stanford (A)	L		1- 17
02/03/02	#1 Stanford (A)	W		6- 3
05/31/02	#9 Stanford (A) - REG1	L	(13)	2- 3
01/31/03	#3 Stanford (H)	W		8- 0
02/01/03	#3 Stanford (H)	W		10- 2
02/02/03	#3 Stanford (H)	W		8- 2
06/15/03	#3 Stanford (N) - CWS	W		6- 5
06/18/03	#3 Stanford (N) - CWS	L		3- 5
06/19/03	#3 Stanford (N) - CWS	L	(10)	5- 7
01/30/04	#6 Stanford (A)	L		3- 16
01/31/04	#6 Stanford (A)	L		7- 8
02/01/04	#6 Stanford (A)	L		1- 4
02/04/05	#6 Stanford (H)	W		5- 3

ALL-TIME GAME-BY-GAME RESULTS VS. OPPONENTS

02/05/05	#6 Stanford (H)	W	4-	3
02/06/05	#6 Stanford (H)	L	10-	15
2/03/06	#25 Stanford (A)	L	1-	2
02/04/06	#25 Stanford (A)	L	(10)	5- 6
02/05/06	#25 Stanford (A)	L	3-	6
02/02/07	Stanford (H)	W	11-	5
02/03/07	Stanford (H)	W	6-	5
02/04/07	Stanford (H)	W	12-	10
02/29/08	Stanford (A)	L	5-	12
03/01/08	Stanford (A)	L	7-	11
03/02/08	Stanford (A)	L	5-	6
06/06/08	Stanford (H) - SR	L	3-	4
06/07/08	Stanford (H) - SR	L	5-	8
02/27/09	#14 Stanford (H)	W	8-	1
02/28/09	#14 Stanford (H)	W	3-	2
03/01/09	#14 Stanford (H)	W	9-	3
06/05/10	Stanford (H) - REG 1	W	6-	5
06/04/11	#24 Stanford - REG 1	L	0-	1
02/20/15	Stanford (H)	L	0-	2
02/21/15	Stanford (H)	W	4-	2
02/22/15	Stanford (H)	L	9-	11
02/20/16	Stanford (A)	L	0-	2
02/20/16	Stanford (A)	L	1-	2
02/21/16	Stanford (A)	W	4-	3
02/16/17	#23 Stanford (H)	W	1-	0
02/17/17	#23 Stanford (H)	W	8-	1
02/18/17	#23 Stanford (H)	L	6-	7
06/02/17	#9 Stanford (A) - REG 2	W	4-	1
06/03/17	#9 Stanford (A) - REG 2	W	4-	2
02/16/18	Stanford (A)	L	1-	5
02/17/18	Stanford (A)	L	3-	5
02/18/18	Stanford (A)	L	5-	6
06/02/18	Stanford (A) - REG 3	W	2-	1
06/03/18	Stanford (A) - REG 3	W	5-	2
03/01/19	#11 Stanford (H)	L	3-	4
03/01/19	#11 Stanford (H)	L	1-	8
03/03/19	#11 Stanford (H)	W	6-	5
02/14/20	#19 Stanford (A)	W	7-	1
02/15/20	#19 Stanford (A)	W	6-	1
02/16/20	#19 Stanford (A)	L	1-	2
02/18/22	#6 Stanford (A)	L	0-	1
02/19/22	#6 Stanford (A)	W	11-	0
02/20/22	#6 Stanford (A)	L	1-	11
02/17/23	#3 Stanford (H)	W	8-	1
02/18/23	#3 Stanford (H)	L	5-	7
02/19/23	#3 Stanford (H)	L	(10)	13- 21
06/04/23	#3 Stanford (A) - REG4	L	5-	6
02/16/24	Stanford (A)	W	4-	0
02/16/24	Stanford (A)	W	15-	6
02/18/24	Stanford (A)	L	1-	4

(REG4) NCAA Regional at Stanford (Stanford, Calif.)

(REG3) NCAA Regional at Stanford (Stanford, Calif.)

(REG2) NCAA Regional at Stanford (Stanford, Calif.)

(SR) NCAA Super Regional at Cal State Fullerton (Fullerton, CA)

(CWS) College World Series at Rosenblatt Stadium (Omaha, Neb.)

(REG1) NCAA Regional at Cal State Fullerton (Fullerton, Calif.)

STETSON

First Year Played/Last Year Played1986/1986
Overall Record1-0
Current StreakWon 1
Home Record0-0
Road Record0-0
Neutral Record1-0
Most Runs Scored in a Game12 runs (3/18/86)
Most Runs Scored in a Game by Opponent4 runs (3/18/86)
Largest Margin of Victory8 runs (3/18/86)

Date	Team (H/A)	Result	Extra	Score
03/18/86	Stetson (N) +	W		12- 4

+ Best of the West Tournament (Fresno, Calif.)

TCU

First Year Played/Last Year Played1987/2023
Overall Record17-9
Current StreakLost 2
NCAA Regional Record1-0

Overall NCAA Postseason Record1-0
Home Record7-5
Road Record8-4
Neutral Record2-0
Longest Winning Streak7 games (02/25/12 to 05/05/23)
Longest Losing Streak3 games (02/21/09 to 02/26/10)
Extra Innings1-0
Most Runs Scored in a Game11, 2 times, last (2/26/12)
Most Runs Scored in a Game by Opponent13 runs (5/6/23)
Largest Margin of Victory7 runs (02/24/13)
Largest Margin of Defeat9 runs (5/6/23)

Date	Team (H/A)	Result	Extra	Score
03/12/87	TCU (H)	W		4- 1
03/13/87	TCU (H)	W		4- 1
03/14/87	TCU (H)	W	(10)	3- 2
05/28/94	#20 TCU (N) - REG	W		4- 1
02/22/08	TCU (A)	W		11- 5
02/23/08	TCU (A)		L	2- 4
02/24/08	TCU (A)	W		7- 4
02/20/09	TCU (H)	W		7- 6
02/21/09	TCU (H)		L	6- 8
02/22/09	TCU (H)		L	6- 11
02/26/10	#11 TCU (H)		L	2- 5
02/27/10	#11 TCU (H)	W		6- 4
02/28/10	#11 TCU (H)		L	1- 8
02/25/11	#4 TCU (A)		L	1- 4
02/26/11	#4 TCU (A)	W		8- 4
02/27/11	#4 TCU (A)	W		2- 1
02/24/12	#15 TCU (H)		L	2- 3
02/25/12	#15 TCU (H)	W		4- 2
02/22/13	#22 TCU (A)	W		7- 2
02/23/13	#22 TCU (A)	W		6- 2
02/24/13	#22 TCU (A)	W		7- 0
02/15/19	#19 TCU (N)	W		2- 0
05/05/23	TCU (A)	W		2- 1
05/06/23	TCU (A)		L	4- 13
05/07/23	TCU (A)		L	1- 6

(REG) NCAA Midwest I Regional at Oklahoma State (Stillwater, Okla.)

TEMPLE

First Year Played/Last Year Played2001/2001
Overall Record1-0
Current StreakWon 1
NCAA Regional Record1-0
Overall NCAA Postseason Record1-0
Home Record1-0
Road Record0-0
Neutral Record0-0
Most Runs Scored in a Game17 runs (2/25/01)
Most Runs Scored in a Game by Opponent3 runs (2/25/01)
Largest Margin of Victory14 runs (5/25/01)

Date	Team (H/A)	Result	Extra	Score
05/25/01	Temple (H) - REG	W		17- 3

(REG) NCAA Regional at Cal State Fullerton (Fullerton, Calif.)

TENNESSEE

First Year Played/Last Year Played1995/2001
Overall Record3-0
Current StreakWon 3
NCAA College World Series Record2-0
Overall NCAA Postseason Record2-0
Home Record1-0
Road Record0-0
Neutral Record2-0
Longest Winning Streak3 games (6/5/95 to present)
Most Runs Scored in a Game11 runs, 2 times (last on 6/8/95)
Most Runs Scored in a Game by Opponent6 runs (3/2/01)
Largest Margin of Victory11 runs (6/8/95)

Date	Team (H/A)	Result	Extra	Score
06/05/95	#6 Tennessee (N) - CWS	W		11- 1
06/08/95	#6 Tennessee (N) - CWS	W		11- 0
03/02/01	Tennessee (H) \$	W		10- 6

\$ Kia Baseball Bash at Cal State Fullerton (Fullerton, Calif.)

(CWS) College World Series at Rosenblatt Stadium (Omaha, Neb.)

TEXAS

First Year Played/Last Year Played1983/2023
Overall Record19-21
Current StreakWon 1
NCAA Regional Record2-0
NCAA College World Series Record3-1
Overall NCAA Postseason Record5-1
Home Record3-1
Road Record13-19
Neutral Record3-1
Longest Winning Streak6 games (3/4/95 to 3/1/03)
Longest Losing Streak6 games (3/4/85 to 3/2/86)
Extra Innings1-0
Most Runs Scored in a Game19 runs (3/3/96)
Most Runs Scored in a Game by Opponent14 runs (2/13/94)
Largest Margin of Victory14 runs (3/4/95)
Largest Margin of Defeat7 runs (3/5/83)

Date	Team (H/A)	Result	Extra	Score
03/04/83	#2 Texas (A)	L		7- 8
03/05/83	#2 Texas (A)	L		1- 3
03/05/83	#2 Texas (A)	L		3- 10
03/02/84	#8 Texas (A)	W		10- 2
03/02/84	#8 Texas (A)	L		2- 4
03/03/84	#8 Texas (A)	L		3- 8
06/04/84	#2 Texas (N) - CWS	L		4- 6
06/10/84	#2 Texas (N) - CWS	W		3- 1
03/04/85	#1 Texas (A)	L		1- 5
03/05/85	#1 Texas (A)	L		3- 4
03/06/85	#1 Texas (A)	L		7- 10
02/28/86	#1 Texas (A)	L		0- 6
03/01/86	#1 Texas (A)	L		7- 9
03/02/86	#1 Texas (A)	L		2- 5
05/27/90	#5 Texas (A) - REG	W		5- 2
05/28/90	#5 Texas (A) - REG	W		3- 0
02/12/93	#5 Texas (A)	L		11- 13
02/13/93	#5 Texas (A)	W		7- 5
02/14/93	#5 Texas (A)	L		1- 5
02/11/94	#9 Texas (A)	W		5- 0
02/12/94	#9 Texas (A)	W		11- 6
02/13/94	#9 Texas (A)	W		18- 14
02/26/95	#5 Texas (H) +	W		14- 6
03/03/95	#6 Texas (A)	L		1- 2
03/04/95	#6 Texas (A)	W		17- 3
03/05/95	#6 Texas (A)	W		6- 4
03/01/96	Texas (A)	W		1- 0
03/02/96	Texas (A)	W		13- 3
03/03/96	Texas (A)	W		19- 7
03/01/03	#6 Texas (H) \$	W		14- 4
03/05/04	#4 Texas (A)	L		2- 6
03/07/04	#4 Texas (A)	L		1- 3
06/26/04	#2 Texas (N) - CWS	W		6- 4
06/27/04	#2 Texas (N) - CWS	W		3- 2
03/06/20	Texas (A)	L		1- 6
03/07/20	Texas (A)	L		3- 4
03/08/20	Texas (A)	L		4- 8
03/03/23	Texas (H)	W		6- 5
03/04/23	Texas (H)	L		2- 4
03/05/23	Texas (H)	W	(11)	5- 4

+ Anaheim Hilton & Towers Classic at Cal State Fullerton (Fullerton, Calif.)

\$ Kia Baseball Bash at Cal State Fullerton (Fullerton, Calif.)

(REG) NCAA Central Regional at Texas (Austin, Texas)

(CWS) College World Series at Rosenblatt Stadium (Omaha, Neb.)

TEXAS A&M

First Year Played/Last Year Played1983/2023
Overall Record7-6
Current StreakLost 1
NCAA Regional Record1-1
NCAA College World Series Record1-0
Overall NCAA Postseason Record2-1
Home Record2-1
Road Record3-4
Neutral Record2-1
Longest Winning Streak3 games (05/30/88 to 03/10/09)
Longest Losing Streak2 games, 2x, last (03/09/13 to 03/10/13)
Extra Innings1-0

ALL-TIME GAME-BY-GAME RESULTS VS. OPPONENTS

Most Runs Scored in a Game.....15 runs (3/10/09)
Most Runs Scored in a Game by Opponent7 runs, 2x (last 6/2/23)
Largest Margin of Victory10 runs (3/10/09)
Largest Margin of Defeat.....5 runs, 2x, last (03/08/13)

Date	Team (H/A)	Result	Extra	Score
03/05/83	Texas A&M (A)	L		1- 6
03/06/83	Texas A&M (A)	L		5- 7
05/30/88	#7 Texas A&M (N) - REG	W		6- 3
06/14/99	#5 Texas A&M (N) - CWS	W		4- 2
03/10/09	#3 Texas A&M (A)	W		15- 5
03/15/11	#21 Texas A&M (A)	L		0- 2
03/09/12	#6 Texas A&M (A)	L		1- 6
03/10/12	#6 Texas A&M (A)	W	(11)	6- 5
03/11/12	#6 Texas A&M (A)	W		4- 3
03/08/13	Texas A&M (H)	L		1- 6
03/09/13	Texas A&M (H)	W		2- 0
03/10/13	Texas A&M (H)	W		7- 6
06/02/23	Texas A&M (N) - REG1	L		7- 12

(REG1) NCAA Regional at Stanford (Stanford, Calif.)

(REG) NCAA South Regional at Mississippi State (Starkville, Miss.)

(CWS) College World Series at Rosenblatt Stadium (Omaha, Neb.)

TEXAS TECH

First Year Played/Last Year Played2001/2016
Overall Record6-2
Current Streak.....Won 1
NCAA Regional Record.....1-1
Overall NCAA Postseason Record.....1-1
Home Record4-1
Road Record2-1
Neutral Record0-0
Longest Winning Streak.....5 games (05/27/01 to 03/04/16)
Longest Losing Streak1 game, 2 times (last on 03/05/16)
Extra Innings.....0-0
Most Runs Scored in a Game.....9 runs (5/27/01)
Most Runs Scored in a Game by Opponent11 runs (5/27/01)
Largest Margin of Victory7 runs (5/27/01)
Largest Margin of Defeat.....6 runs (5/27/01)

Date	Team (H/A)	Result	Extra	Score
05/27/01	Texas Tech (H) - REG	L		5- 11
05/27/01	Texas Tech (H) - REG	W		9- 2
03/06/15	#5 Texas Tech (H)	W		4- 0
03/07/15	#5 Texas Tech (H)	W		3- 2
03/08/15	#5 Texas Tech (H)	W		6- 5
03/04/16	Texas Tech (A)	W		7- 3
03/05/16	Texas Tech (A)	L		5- 6
03/06/16	Texas Tech (A)	W		1- 4

(REG) NCAA Regional at Cal State Fullerton (Fullerton, Calif.)

THE CITADEL

First Year Played/Last Year Played1990/1990
Overall Record0-1
Current Streak.....Lost 1
NCAA College World Series Record.....0-1
Overall NCAA Postseason Record.....0-1
Home Record0-0
Road Record0-0
Neutral Record0-1
Extra Innings.....0-1
Most Runs Scored in a Game.....7 runs (6/4/90)
Most Runs Scored in a Game by Opponent8 runs (6/4/90)
Largest Margin of Defeat.....1 run (6/4/90)

Date	Team (H/A)	Result	Extra	Score
06/04/90	#20 The Citadel (N) - CWS	L	(12)	7- 8

(CWS) College World Series at Rosenblatt Stadium (Omaha, Neb.)

TULANE

First Year Played/Last Year Played1987/2023
Overall Record14-4
Current Streak.....Won 1
NCAA Regional Record.....3-0

NCAA Super Regional Record2-0
NCAA College World Series Record.....1-0
Overall NCAA Postseason Record6-0
Home Record5-2
Road Record4-2
Neutral Record5-0
Longest Winning Streak.....10 games (5/22/87 to 3/12/05)
Most Runs Scored in a Game.....15 runs (3/11/05)
Most Runs Scored in a Game by Opponent13 runs (3/13/05)
Largest Margin of Victory14 runs (3/11/05)
Largest Margin of Defeat.....4 runs (3/13/05)

Date	Team (H/A)	Result	Extra	Score
05/22/87	Tulane (N) - REG1	W		4- 0
03/27/88	Tulane (N) +	W		8- 4
05/22/92	Tulane (N) - REG2	W		8- 0
05/22/98	#16 Tulane (N) - REG3	W		10- 6
06/12/01	#5 Tulane (N) - CWS	W		11- 2
02/28/03	#21 Tulane (H) \$	W		2- 1
06/12/04	#18 Tulane (H) - SR	W		9- 0
06/13/04	#18 Tulane (H) - SR	W		10- 7
03/11/05	#1 Tulane (A)	W		15- 1
03/12/05	#1 Tulane (A)	W		9- 8
03/13/05	#1 Tulane (A)	L		9- 13
03/02/18	Tulane (A)	W		9- 3
03/03/18	Tulane (A)	W		9- 6
03/04/18	Tulane (A)	L		3- 9
02/21/20	Tulane (H)	L		0- 1
02/22/20	Tulane (H)	W		7- 5
02/23/20	Tulane (H)	L		4- 6
02/21/23	Tulane (H)	W		6- 5

\$ Kia Baseball Bash (at Cal State Fullerton)

+ Busch Challenge II at the Superdome (New Orleans, La.)

(1) NCAA South I Regional at New Orleans (New Orleans, La.)

(2) NCAA South I Regional at LSU (Baton Rouge, La.)

(3) NCAA South Regional at LSU (Baton Rouge, La.)

(SR) NCAA Super Regional at Cal State Fullerton (Fullerton, CA)

(CWS) College World Series at Rosenblatt Stadium (Omaha, Neb.)

UC DAVIS

First Year Played/Last Year Played2005/2024
Overall Record49-9
Current Streak.....Won 1
Overall Conference (Big West) Record38-8
Home Record23-7
Road Record26-2
Neutral Record0-0
Longest Winning Streak.....16 games (4/27/08 to 4/6/14)
Longest Losing Streak2 games (05/10/24 to 05/11/24)
Extra Innings.....0-0
Most Runs Scored in a Game.....23 runs (4/02/10)
Most Runs Scored in a Game by Opponent8 runs (5/04/19)
Largest Margin of Victory16 runs, 2 times (last on 4/2/10)
Largest Margin of Defeat.....2 runs, 3 times (last on 5/17/21)

Date	Team (H/A)	Result	Extra	Score
04/22/05	UC Davis (A)	W		5- 1
04/23/05	UC Davis (A)	W		12- 7
04/24/05	UC Davis (A)	W		5- 2
04/13/06	UC Davis (H)	L		1- 2
04/14/06	UC Davis (H)	W		11- 2
04/15/06	UC Davis (H)	W		8- 1
04/13/07	UC Davis (A)	W		9- 2
04/15/07	UC Davis (A)	W		6- 3
04/15/07	UC Davis (A)	W	(8)*	9- 8
04/25/08	UC Davis (H) •	W		5- 3
04/26/08	UC Davis (H) •	L		2- 3
04/27/08	UC Davis (H) •	W		8- 5
04/24/09	UC Davis (A) •	W		13- 1
04/25/09	UC Davis (A) •	W		3- 0
04/26/09	UC Davis (A) •	W		6- 0
04/01/10	UC Davis (H) •	W		20- 4
04/02/10	UC Davis (H) •	W		23- 7
04/03/10	UC Davis (H) •	W		3- 2
04/01/11	UC Davis (A) •	W		14- 0
04/02/11	UC Davis (A) •	W		7- 0
04/03/11	UC Davis (A) •	W		4- 2
04/05/12	UC Davis (H) •	W		5- 4
04/06/12	UC Davis (H) •	W		5- 4
04/07/12	UC Davis (H) •	W		11- 0

04/05/13	UC Davis (A) •	W		3- 0
04/06/13	UC Davis (A) •	W		4- 2
04/07/13	UC Davis (A) •	W		5- 2
04/04/14	UC Davis (H) •	L		1- 3
04/05/14	UC Davis (H) •	W		7- 1
04/06/14	UC Davis (H) •	W		9- 1
04/10/15	UC Davis (A) •	L		2- 3
04/11/15	UC Davis (A) •	W		10- 6
04/12/15	UC Davis (A) •	W		13- 3
04/15/16	UC Davis (H) •	W		10- 0
04/16/16	UC Davis (H) •	W		3- 2
04/17/16	UC Davis (H) •	W		13- 3
04/07/17	UC Davis (H) •	W		6- 0
04/08/17	UC Davis (H) •	W		9- 8
04/09/17	UC Davis (H) •	W		8- 5
05/04/18	UC Davis (A) •	W		5- 4
05/05/18	UC Davis (A) •	W		5- 0
05/06/18	UC Davis (A) •	W		5- 0
05/03/19	UC Davis (H) •	L		1- 3
05/04/19	UC Davis (H) •	W		11- 9
05/05/19	UC Davis (H) •	L		2- 3
05/16/21	UC Davis (A) •	W		9- 3
05/17/21	UC Davis (A) •	L		7- 9
05/17/21	UC Davis (A) •	W		2- 1
05/18/21	UC Davis (A) •	W		7- 6
04/14/22	UC Davis (H) •	W		9- 3
04/15/22	UC Davis (H) •	W		4- 3
04/16/22	UC Davis (H) •	W		11- 7
03/24/23	UC Davis (A) •	W		11- 2
03/25/23	UC Davis (A) •	W		6- 4
03/26/23	UC Davis (A) •	W		4- 1
05/10/24	UC Davis (H) •	L		4- 7
05/11/24	UC Davis (H) •	L		3- 7
05/12/24	UC Davis (H) •	W		2- 1

• Big West Conference Game

*Weatherforced adoubleheaderon4/15/07.Gameshorteneddueto travel/curfew.

UC IRVINE

First Year Played/Last Year Played1976/2024
Overall Record95-38
Current Streak.....Lost 1
SCBA Conference Record23-4
Big West Conference Record62-32
Overall Conference (SCBA and Big West) Record83-32
NCAA College World Series Record.....0-1
Overall NCAA Postseason Record0-1
Home Record43-22
Road Record47-15
Neutral Record5-1
Longest Winning Streak.....14 games (4/20/76 to 4/5/80)
Longest Losing Streak4 games, (5/28/21 to 5/30/21)
Extra Innings.....3-5
Most Runs Scored in a Game.....22 runs (3/30/91)
Most Runs Scored in a Game by Opponent18 runs (5/19/24)
Largest Margin of Victory14 runs (4/12/79)
Largest Margin of Defeat.....14 runs (5/19/24)

Date	Team (H/A)	Result	Extra	Score
04/20/76	UC Irvine (H)	W		6- 5
04/09/77	UC Irvine (N) +	W		6- 4
03/28/78	UC Irvine (A) •	W		5- 4
05/12/78	UC Irvine (A) •	W		8- 2
05/13/78	UC Irvine (H) •	W		9- 1
05/13/78	UC Irvine (H) •	W		7- 5
03/30/79	UC Irvine (H) •	W		1- 0
03/31/79	UC Irvine (A) •	W		8- 6
03/31/79	UC Irvine (A) •	W		7- 3
04/12/79	UC Irvine (N) +	W		16- 2
04/13/79	UC Irvine (N) +	W		11- 2
05/08/79	UC Irvine (H) •	W		10- 6
03/14/80	UC Irvine (N) ^	W		6- 5
04/05/80	UC Irvine (N) +	W		12- 4
04/12/80	UC Irvine (H) •	L		3- 8
04/12/80	UC Irvine (H) •	L		9- 10
04/13/80	UC Irvine (A) •	W		8- 1
05/13/80	UC Irvine (A) •	W		9- 2
04/14/81	#18 UC Irvine (H) •	W		14- 3
05/08/81	UC Irvine (H) •	W		10- 7
05/09/81	UC Irvine (A) •	W		14- 10
05/09/81	UC Irvine (A) •	L		9- 10

04/16/82	UC Irvine (A) •	W		6- 5	04/24/15	UC Irvine (H) •	W		7- 2	04/22/87	#6 UCLA (A)	L		12- 16
04/17/82	UC Irvine (H) •	W		9- 0	04/25/15	UC Irvine (H) •	L	(10)	4- 5	05/16/87	#15 UCLA (H)	W		4- 0
04/17/82	UC Irvine (H) •	W		5- 1	04/26/15	UC Irvine (H) •	W		7- 5	03/02/88	#18 UCLA (A)	W		12- 6
05/05/82	UC Irvine (A) •	W		11- 5	04/29/16	UC Irvine (A) •	L		0- 2	05/04/88	UCLA (H)	W		4- 3
04/05/83	UC Irvine (H) •	W		2- 0	04/30/16	UC Irvine (A) •	W		6- 4	04/04/89	UCLA (A)	L		3- 4
04/30/83	UC Irvine (H) •	W		7- 0	05/01/16	UC Irvine (A) •	W		7- 2	05/02/89	UCLA (H)	L	(12)	6- 9
05/02/83	UC Irvine (A) •	W		14- 3	04/28/17	UC Irvine (H) •	W		5- 3	03/06/90	#14 UCLA (A)	L		4- 12
05/02/83	UC Irvine (A) •	W		7- 4	04/29/17	UC Irvine (H) •	W		3- 2	05/08/90	#17 UCLA (H)	W		10- 9
04/10/84	UC Irvine (A) •	W		13- 5	04/30/17	UC Irvine (H) •	L		4- 12	03/14/91	UCLA (A)	L		8- 9
04/27/84	UC Irvine (A) •	W		6- 2	04/27/18	UC Irvine (A) •	W		8- 3	40/24/91	UCLA (H)	L		4- 7
04/28/84	UC Irvine (H) •	L		3- 5	04/28/18	UC Irvine (A) •	W		5- 3	02/04/92	UCLA (H)	L	(7)	2- 3
04/28/84	UC Irvine (H) •	W		3- 0	04/29/18	UC Irvine (A) •	W		7- 6	05/06/92	#21 UCLA (A)	W		10- 5
03/01/85	UC Irvine (A) •	W		10- 3	04/26/19	UC Irvine (H) •	L		3- 7	04/28/93	#21 UCLA (A)	W		7- 6
03/02/85	UC Irvine (A) •	L		8- 10	04/27/19	UC Irvine (H) •	L		4- 7	05/11/93	#25 UCLA (H)	L	(15)	9- 12
04/30/85	UC Irvine (A) •	W		15- 10	04/28/19	UC Irvine (H) •	W		4- 3	03/18/94	UCLA (A)	W		13- 3
05/03/85	UC Irvine (H) •	W		14- 12	04/30/19	UC Irvine (A)	W		10- 4	04/20/94	UCLA (H)	W		8- 6
05/04/85	UC Irvine (H) •	L		11- 15	05/28/21	UC Irvine (A) •	L		4- 10	05/11/94	UCLA (H)	W		10- 2
05/04/85	UC Irvine (H) •	W		10- 1	05/29/21	UC Irvine (A) •	L		0- 7	02/7/95	UCLA (A)	W		6- 2
04/11/86	UC Irvine (H) •	W		9- 0	05/29/21	UC Irvine (A) •	L		5- 9	02/14/96	#9 UCLA (A)	W		14- 7
04/12/86	UC Irvine (H) •	W		8- 3	05/30/21	UC Irvine (A) •	L		2- 4	04/2/96	#10 UCLA (H)	W		18- 8
04/13/86	UC Irvine (H) •	L		5- 9	05/26/22	UC Irvine (H) •	W		2- 0	03/11/97	#3 UCLA (A)	L		6- 7
04/16/87	UC Irvine (A) •	W		6- 4	05/27/22	UC Irvine (H) •	L		3- 7	04/29/97	#4 UCLA (H)	W		11- 8
04/17/87	UC Irvine (A) •	W		3- 2	05/28/22	UC Irvine (H) •	W		9- 3	02/25/98	UCLA (A)	W		11- 8
04/18/87	UC Irvine (A) •	W		14- 2	03/17/23	UC Irvine (A) •	W		10- 0	04/22/98	UCLA (H)	W		19- 5
04/22/88	UC Irvine (H) •	W		11- 7	03/18/23	UC Irvine (A) •	L		5- 12	04/27/99	UCLA (A)	W		11- 10
04/23/88	UC Irvine (H) •	W	(10)	6- 5	03/19/23	UC Irvine (A) •	W		9- 5	03/07/00	UCLA (H)	W		17- 5
04/24/88	UC Irvine (A) •	W		4- 1	03/17/24	UC Irvine (H) •	L	(12)	6- 10	04/25/00	UCLA (A)	W		8- 3
04/28/89	UC Irvine (H) •	L		3- 5	03/18/24	UC Irvine (H) •	W		9- 2	04/18/01	UCLA (H)	W	(14)	11- 10
04/29/89	UC Irvine (A) •	W		11- 5	03/19/24	UC Irvine (H) •	L		4- 18	05/09/01	UCLA (A)	L		3- 9
04/30/89	UC Irvine (A) •	W		12- 6	<div>• Big West Conference Game ^ Orange County Tournament (Riverside, Calif.) ^ SCBA Preseason Tournament (Long Beach, Calif.) (CWS) College World Series at Rosenblatt Stadium (Omaha, Neb.)</div>									
03/30/90	UC Irvine (H) •	L		0- 4										

ALL-TIME GAME-BY-GAME RESULTS VS. OPPONENTS

05/10/22	UCLA (H)	W	9-	2
03/28/23	#12 UCLA (H)	W	15-	5
05/09/23	UCLA (A)	L	2-	10
05/03/24	UCLA (N) Angel Stadium	W	(12)	2- 1
05/04/24	UCLA (H)	L	1-	4
05/05/24	UCLA (A)	L	4-	11

+ Game was resumed on 5/21 in the ninth after UCLA successfully protested

\$ Kia Baseball Bash (at Cal State Fullerton)

* National Seed

(REG1) NCAA West Regional at Fresno State (Fresno, Calif.)

(SR1) NCAA Super Regional at Cal State Fullerton (Fullerton, CA)

(REG2) NCAA Regional at Cal State Fullerton (Fullerton, Calif.)

(SR2) NCAA Super Regional at UCLA (Los Angeles, Calif.)

(SR3) NCAA Super Regional at Cal State Fullerton (Fullerton, Calif.)

UC RIVERSIDE

First Year Played/Last Year Played1978/2024
Overall Record58-27
Current StreakLost 1
Overall Conference (Big West) Record44-23
Home Record34-10
Road Record22-17
Neutral Record0-0
Longest Winning Streak	8 games, 2 times (last from 03/28/09 to 05/18/12)
Longest Losing Streak4 games (5/12/02 to 5/4/03)
Extra Innings2-3
Most Runs Scored in a Game19 runs (5/2/15)
Most Runs Scored in a Game by Opponent13 runs (5/2/03)
Largest Margin of Victory19 runs (5/2/15)
Largest Margin of Defeat10 runs (5/2/03)

Date	Team (H/A)	Result	Extra	Score
03/13/78	UC Riverside (H)	W	5-	2
04/16/80	UC Riverside (A)	W	16-	4
02/25/81	UC Riverside (H)	W	15-	8
04/22/81	UC Riverside (H)	W	7-	4
02/21/83	UC Riverside (H)	W	2-	1
02/24/83	UC Riverside (A)	W	10-	4
02/29/84	UC Riverside (A)	W	9-	4
03/14/84	UC Riverside (H)	W	10-	1
03/26/84	UC Riverside (A) +	L	2-	6
05/09/89	UC Riverside (H)	L	5-	9
03/14/90	UC Riverside (A)	L	4-	5
02/01/94	UC Riverside (H)	W	12-	1
02/22/94	UC Riverside (A)	L	6-	7
04/27/01	UC Riverside (H)	W	8-	4
04/28/01	UC Riverside (H)	W	4-	1
04/29/01	UC Riverside (H)	W	15-	2
05/10/02	UC Riverside (H) •	W	11-	5
05/11/02	UC Riverside (H) •	W	6-	3
05/12/02	UC Riverside (H) •	L	8-	10
05/02/03	UC Riverside (A) •	L	3-	13
05/03/03	UC Riverside (A) •	L	3-	4
05/04/03	UC Riverside (A) •	L	1-	5
05/07/04	UC Riverside (H) •	W	12-	3
05/08/04	UC Riverside (H) •	L	4-	6
05/09/04	UC Riverside (H) •	W	11-	4
05/27/05	UC Riverside (A) •	W	13-	7
05/28/05	UC Riverside (A) •	L	6-	7
05/29/05	UC Riverside (A) •	L	2-	6
04/28/06	UC Riverside (H) •	L (11)	7-	9
04/29/06	UC Riverside (H) •	W	11-	3
04/30/06	UC Riverside (H) •	W	11-	3
04/27/07	UC Riverside (A) •	L	2-	3
04/28/07	UC Riverside (A) •	L	0-	3
04/29/07	UC Riverside (A) •	L	4-	5
03/28/08	UC Riverside (H) •	W	(16)	7- 6
03/29/08	UC Riverside (H) •	L (12)	4-	6
03/30/08	UC Riverside (H) •	W	12-	1
03/27/09	#22 UC Riverside (A) •	L	1-	3
03/28/09	#22 UC Riverside (A) •	W	(10)	4- 1
03/29/09	#22 UC Riverside (A) •	W	18-	1
05/07/10	UC Riverside (H) •	W	6-	4
05/08/10	UC Riverside (H) •	W	9-	1
05/09/10	UC Riverside (H) •	W	6-	0
05/06/11	UC Riverside (A) •	W	4-	1
05/07/11	UC Riverside (A) •	W	5-	3
05/08/11	UC Riverside (A) •	W	3-	2
05/18/12	UC Riverside (H) •	W	3-	2

05/19/12	UC Riverside (H) •	L	3-	6
05/20/12	UC Riverside (H) •	L	0-	1
05/10/13	UC Riverside (A) •	W	14-	7
05/11/13	UC Riverside (A) •	W	12-	0
05/12/13	UC Riverside (A) •	L	6-	7
05/09/14	UC Riverside (H) •	L	2-	3
05/10/14	UC Riverside (H) •	W	6-	0
05/11/14	UC Riverside (H) •	L (11)	7-	8
05/01/15	UC Riverside (A) •	W	9-	0
05/02/15	UC Riverside (A) •	W	19-	0
05/03/15	UC Riverside (A) •	W	7-	4
05/06/16	UC Riverside (H) •	W	2-	1
05/07/16	UC Riverside (H) •	W	6-	2
05/08/16	UC Riverside (H) •	W	9-	2
03/31/16	UC Riverside (A) •	L	2-	3
04/01/17	UC Riverside (A) •	W	6-	1
04/02/17	UC Riverside (A) •	W	15-	2
05/11/18	UC Riverside (H) •	W	3-	2
05/12/18	UC Riverside (H) •	W	10-	6
05/13/18	UC Riverside (H) •	L	2-	4
05/11/19	UC Riverside (A) •	W	11-	8
05/11/19	UC Riverside (A) •	W	13-	5
05/12/19	UC Riverside (A) •	L	3-	8
05/26/21	UC Riverside (A) •	W	4-	3
05/27/21	UC Riverside (A) •	W	18-	6
05/27/21	UC Riverside (A) •	L	5-	7
05/28/21	UC Riverside (A) •	W	18-	6
03/25/22	UC Riverside (H) •	W	11-	1
03/26/22	UC Riverside (H) •	W	2-	1
03/27/22	UC Riverside (H) •	W	16-	6
04/14/23	UC Riverside (A) •	W	3-	2
04/15/23	UC Riverside (A) •	W	13-	1
04/16/23	UC Riverside (A) •	W	5-	4
04/12/24	UC Riverside (H) •	W	11-	8
04/14/24	UC Riverside (H) •	W	4-	3
04/14/24	UC Riverside (H) •	L	6-	9

• Big West Conference Game

% Game was suspended due to power outage; finished May 9.

+ Riverside Baseball Invitational (Riverside, Calif.)

UC SAN DIEGO

First Year Played/Last Year Played1975/2024
Overall Record5-10
Current StreakLost 2
Home Record3-6
Road Record2-4
Neutral Record0-0
Longest Winning Streak2 games (2/28/75 to 4/13/83)
Longest Losing Streak4 games, 2x (5/8/21 to present)
Extra Innings1-0
Most Runs Scored in a Game19 runs (5/07/22)
Most Runs Scored in a Game by Opponent11 runs (05/13/23)
Largest Margin of Victory14 runs (2/28/75)
Largest Margin of Defeat9 runs (05/13/23)

Date	Team (H/A)	Result	Extra	Score
02/28/75	UC San Diego (H)	W	16-	2
04/13/83	UC San Diego (H)	W	5-	0
05/07/21	UC San Diego (H) •	W	(16)	6- 3
05/08/21	UC San Diego (H) •	L	2-	5
05/08/21	UC San Diego (H) •	L	5-	7
05/09/21	UC San Diego (H) •	L	1-	6
05/06/22	UC San Diego (A) •	L	4-	8
05/07/22	UC San Diego (A) •	W	19-	7
05/08/22	UC San Diego (A) •	L	4-	6
05/12/23	UC San Diego (H) •	L	4-	7
05/13/23	UC San Diego (H) •	L	2-	11
05/14/23	UC San Diego (H) •	L	1-	4
03/15/24	UC San Diego (A) •	W	2-	1
03/16/24	UC San Diego (A) •	L	9-	10
03/17/24	UC San Diego (A) •	L	2-	4

UC SANTA BARBARA

First Year Played/Last Year Played1976/2024
Overall Record111-51
Current StreakLost 3

SCBA Conference Record28-4
Big West Conference Record78-42
Overall Conference (SCBA and Big West) Record103-43
SCBA Playoff Game Record0-1
Big West Conference Tournament Record1-0
Home Record58-22
Road Record51-26
Neutral Record0-1
Longest Winning Streak12 games (5/16/80 to 4/21/83)
Longest Losing Streak5 games (4/27/86 to 3/27/87)
Extra Innings5-2
Most Runs Scored in a Game21 runs, 2 times (last on 4/27/85)
Most Runs Scored in a Game by Opponent15 runs (5/9/86)
Largest Margin of Victory20 runs (4/27/85)
Largest Margin of Defeat14 runs (4/6/23)

Date	Team (H/A)	Result	Extra	Score
02/14/76	UC Santa Barbara (A)	L	3-	4
02/14/76	UC Santa Barbara (A)	W	10-	4
03/13/76	UC Santa Barbara (H)	L	2-	6
03/13/76	UC Santa Barbara (H)	W	9-	6
03/12/77	UC Santa Barbara (H) •	W	5-	4
04/29/77	UC Santa Barbara (H) •	W	3-	2
04/30/77	UC Santa Barbara (A) •	W	7-	5
04/30/77	UC Santa Barbara (A) •	W	7-	4
04/11/78	UC Santa Barbara (A) •	L	2-	3
04/21/78	UC Santa Barbara (A) •	W	8-	4
04/22/78	UC Santa Barbara (H) •	W	6-	3
04/22/78	UC Santa Barbara (H) •	W	3-	2
04/03/79	UC Santa Barbara (H) •	W	5-	1
05/11/79	UC Santa Barbara (H) •	W	21-	2
05/12/79	UC Santa Barbara (A) •	W	14-	2
05/12/79	UC Santa Barbara (A) •	W	18-	0
04/15/80	UC Santa Barbara (A) •	L	2-	3
05/16/80	UC Santa Barbara (A) •	W	11-	3
05/17/80	UC Santa Barbara (A) •	W	9-	0
05/17/80	UC Santa Barbara (A) •	W	4-	3
04/10/81	UC Santa Barbara (H) •	W	4-	3
04/11/81	UC Santa Barbara (H) •	W	12-	4
04/11/81	UC Santa Barbara (H) •	W	6-	5
05/12/81	UC Santa Barbara (H) •	W	11-	6
04/09/82	UC Santa Barbara (A) •	W	7-	1
04/10/82	UC Santa Barbara (H) •	W	8-	2
04/10/82	UC Santa Barbara (H) •	W	6-	1
04/27/82	UC Santa Barbara (H) •	W	7-	2
04/21/83	UC Santa Barbara (H) •	W	3-	1
04/23/83	UC Santa Barbara (A) •	L	8-	9
04/23/83	UC Santa Barbara (A) •	L	1-	2
05/10/83	#18 UC Santa Barbara (H) •	W	9-	8
05/18/83	#16 UC Santa Barbara (N) %	L	4-	6
04/03/84	#9 UC Santa Barbara (A) •	W	4-	3
05/11/84	UC Santa Barbara (A) •	W	14-	8
05/12/84	UC Santa Barbara (H) •	W	15-	13
05/12/84	UC Santa Barbara (H) •	W	6-	0
04/26/85	UC Santa Barbara (A) •	L	8-	10
04/27/85	UC Santa Barbara (A) •	W	21-	1
04/27/85	UC Santa Barbara (A) •	L	1-	2
05/09/86	#14 UC Santa Barbara (H) •	L	8-	15
05/10/86	#14 UC Santa Barbara (H) •	L	13-	14
05/11/86	#14 UC Santa Barbara (H) •	L	6-	10
03/27/87	#13 UC Santa Barbara (A) •	L	5-	6
03/28/87	#13 UC Santa Barbara (A) •	W	7-	6
03/29/87	#13 UC Santa Barbara (A) •	W	5-	2
04/01/88	UC Santa Barbara (H) •	L	6-	7
04/02/88	UC Santa Barbara (H) •	W	8-	5
04/03/88	UC Santa Barbara (H) •	W	8-	0
04/07/89	UC Santa Barbara (A) •	W	5-	4
04/08/89	UC Santa Barbara (A) •	W	19-	4
04/09/89	UC Santa Barbara (A) •	L	11-	14
05/04/90	UC Santa Barbara (H) •	W	5-	4
05/05/90	UC Santa Barbara (H) •	L	13-	14
05/06/90	UC Santa Barbara (H) •	W	15-	4
05/03/91	UC Santa Barbara (A) •	W	8-	4
05/04/91	UC Santa Barbara (A) •	W	14-	7
05/05/91	UC Santa Barbara (A) •	W	14-	6
03/13/92	UC Santa Barbara (H) •	L (11)	3-	4
03/14/92	UC Santa Barbara (H) •	W	6-	2
03/15/92	UC Santa Barbara (H) •	W	7-	5
03/12/93	UC Santa Barbara (A) •	W	(10)	4- 3
03/13/93	UC Santa Barbara (A) •	W	7-	3
03/14/93	UC Santa Barbara (A) •	W	19-	1
04/02/94	UC Santa Barbara (H) •	W	11-	0

ALL-TIME GAME-BY-GAME RESULTS VS. OPPONENTS

04/02/94	UC Santa Barbara (H) •	L	2- 4
04/03/94	UC Santa Barbara (H) •	W	9- 4
03/31/95	UC Santa Barbara (A) •	W	9- 6
04/01/95	UC Santa Barbara (A) •	W (10)	10- 8
04/02/95	UC Santa Barbara (A) •	W	7- 5
05/03/96	UC Santa Barbara (H) •	W	4- 3
05/04/96	UC Santa Barbara (H) •	L	4- 9
05/05/96	UC Santa Barbara (H) •	L	9- 10
03/21/97	UC Santa Barbara (A) •	L	0- 2
03/22/97	UC Santa Barbara (A) •	W	9- 6
03/23/97	UC Santa Barbara (A) •	W	18- 11
05/09/97	UC Santa Barbara (H) •	L	1- 2
05/10/97	UC Santa Barbara (H) •	W	17- 0
05/11/97	UC Santa Barbara (H) •	W	6- 1
03/06/98	UC Santa Barbara (H) •	W	9- 3
03/07/98	UC Santa Barbara (H) •	W	9- 8
03/08/98	UC Santa Barbara (H) •	W	12- 5
05/08/98	UC Santa Barbara (A) •	L	9- 10
05/09/98	UC Santa Barbara (A) •	W	11- 5
05/10/98	UC Santa Barbara (A) •	W	11- 8
05/14/98	UC Santa Barbara (H) - BWT	W	4- 2
04/23/99	UC Santa Barbara (A) •	W	5- 2
04/24/99	UC Santa Barbara (A) •	W	14- 4
04/25/99	UC Santa Barbara (A) •	W	15- 1
04/28/00	UC Santa Barbara (H) •	W	6- 1
04/29/00	UC Santa Barbara (H) •	W	4- 1
04/30/00	UC Santa Barbara (H) •	L	7- 11
05/11/01	#25 UC Santa Barbara (H) •	L	1- 9
05/12/01	#25 UC Santa Barbara (H) •	L (10)	6- 7
05/13/01	#25 UC Santa Barbara (H) •	W	6- 4
04/19/02	UC Santa Barbara (A) •	W (11)	6- 2
04/20/02	UC Santa Barbara (A) •	W	12- 6
04/21/02	UC Santa Barbara (A) •	W	9- 2
04/17/03	UC Santa Barbara (H) •	W	8- 3
04/18/03	UC Santa Barbara (H) •	W	16- 7
04/19/03	UC Santa Barbara (H) •	W	14- 4
04/23/04	UC Santa Barbara (A) •	W	8- 0
04/24/04	UC Santa Barbara (A) •	W	9- 2
04/25/04	UC Santa Barbara (A) •	L	7- 14
04/29/05	UC Santa Barbara (H) •	W	9- 1
04/30/05	UC Santa Barbara (H) •	W	10- 5
05/01/05	UC Santa Barbara (H) •	W	16- 2
05/05/06	UC Santa Barbara (A) •	W	5- 3
05/06/06	UC Santa Barbara (A) •	L	2- 8
05/07/06	UC Santa Barbara (A) •	W	7- 5
05/04/07	UC Santa Barbara (H) •	W	12- 1
05/05/07	UC Santa Barbara (H) •	L	9- 11
05/06/07	UC Santa Barbara (H) •	L	6- 7
05/02/08	UC Santa Barbara (A) •	W	7- 4
05/03/08	UC Santa Barbara (A) •	L	2- 10
05/04/08	UC Santa Barbara (A) •	W	11- 1
05/01/09	UC Santa Barbara (H) •	W	7- 2
05/02/09	UC Santa Barbara (H) •	W	5- 4
05/03/09	UC Santa Barbara (H) •	W	15- 3
04/16/10	UC Santa Barbara (A) •	L	3- 5
04/17/10	UC Santa Barbara (A) •	W	17- 3
04/18/10	UC Santa Barbara (A) •	W	6- 1
04/15/11	UC Santa Barbara (H) •	W	3- 2
04/16/11	UC Santa Barbara (H) •	W	5- 4
04/17/11	UC Santa Barbara (H) •	W	5- 4
05/11/12	UC Santa Barbara (A) •	W	9- 7
05/12/12	UC Santa Barbara (A) •	L	1- 7
05/13/12	UC Santa Barbara (A) •	W	9- 3
04/12/13	UC Santa Barbara (H) •	W	4- 3
04/13/13	UC Santa Barbara (H) •	W	10- 2
04/14/13	UC Santa Barbara (H) •	L	0- 2
04/11/14	#22 UC Santa Barbara (A) • + W	(11)	11- 9
04/12/14	#22 UC Santa Barbara (A) •	L	2- 3
04/13/14	#22 UC Santa Barbara (A) •	L	1- 2
05/08/15	#11 UC Santa Barbara (H) •	W	3- 0
05/09/15	#11 UC Santa Barbara (H) •	W	10- 1
05/10/15	#11 UC Santa Barbara (H) •	L	2- 3
05/13/16	#24 UC Santa Barbara (A) •	L	2- 3
05/14/16	#24 UC Santa Barbara (A) •	W	18- 2
05/15/16	#24 UC Santa Barbara (A) •	W	6- 3
05/12/17	UC Santa Barbara (H) •	W	8- 4
05/13/17	UC Santa Barbara (H) •	L	3- 6
05/14/17	UC Santa Barbara (H) •	W	12- 3
03/29/18	UC Santa Barbara (A) •	W	3- 0
03/30/18	UC Santa Barbara (A) •	L	5- 6
03/31/18	UC Santa Barbara (A) •	L	1- 2
03/29/19	UC Santa Barbara (H) •	L	6- 7

03/30/19	UC Santa Barbara (H) •	W	9- 7
03/31/19	UC Santa Barbara (H) •	L	7- 8
03/19/21	UC Santa Barbara (H) •	L	2- 9
03/20/21	UC Santa Barbara (H) •	L	4- 11
03/20/21	UC Santa Barbara (H) •	W	4- 1
03/21/21	UC Santa Barbara (H) •	W (10)	10- 9
03/18/22	UC Santa Barbara (A) •	L	1- 3
03/19/22	UC Santa Barbara (A) •	L	2- 7
03/20/22	UC Santa Barbara (A) •	W	7- 6
04/06/23	UC Santa Barbara (H) •	L	0- 14
04/07/23	UC Santa Barbara (H) •	W	8- 1
04/08/23	UC Santa Barbara (H) •	W	5- 0
04/26/24	UC Santa Barbara (A) •	L	2- 13
04/27/24	UC Santa Barbara (A) •	L	1- 5
04/28/24	UC Santa Barbara (A) •	L	0- 4

• Big West Conference Game

% SCBA Playoff Game at Long Beach State (Long Beach, Calif.)

+ Game suspended due to darkness, resumed on 04/12/14

(BWT) Big West Conference Tournament at Cal State Fullerton (Fullerton, Calif.)

UNLV

First Year Played/Last Year Played1979/2017
Overall Record75-20
Current StreakWon 2
SCBA Conference Record3-1
Big West Conference Record67-17
Overall Conference (SCBA and Big West) Record33-11
Big West Conference Tournament Record1-1
Home Record44-8
Road Record30-11
Neutral Record1-1
Longest Winning Streak16 games (4/10/92 to 3/31/96)
Longest Losing Streak4 games (4/21/85 to 4/6/86)
Extra Innings3-1
Most Runs Scored in a Game24 runs, 2 times (last on 4/14/89)
Most Runs Scored in a Game by Opponent16 runs (4/15/89)
Largest Margin of Victory20 runs (4/14/03)
Largest Margin of Defeat10 runs (4/15/89)

Date	Team (H/A)	Result	Extra	Score
03/08/79	UNLV (H)	W	4- 2	
03/09/79	UNLV (H)	W	12- 0	
02/01/80	UNLV (A)	L	3- 4	
02/02/80	UNLV (A)	W	7- 4	
02/03/80	UNLV (A)	W	8- 4	
02/03/80	UNLV (A)	W	8- 3	
04/24/81	UNLV (H)	W	10- 6	
04/25/81	UNLV (H)	W	8- 7	
04/25/81	UNLV (H)	W	7- 0	
04/26/81	UNLV (H)	W	16- 4	
03/31/83	UNLV (N) +	L	7- 8	
03/23/84	UNLV (A) •	W	6- 4	
03/23/84	UNLV (A) •	W	6- 4	
03/24/84	UNLV (A) •	L	5- 7	
03/24/84	UNLV (A) •	W	4- 2	
05/19/84	#19 UNLV (H)	W	9- 3	
05/19/84	#19 UNLV (H)	W	7- 3	
05/20/84	#19 UNLV (H)	W	9- 7	
03/14/85	UNLV (A) •	L	4- 5	
03/15/85	UNLV (A) •	W	10- 4	
03/15/85	UNLV (A) •	W	10- 3	
04/20/85	UNLV (H) •	W	4- 2	
04/20/85	UNLV (H) •	W	5- 4	
04/21/85	UNLV (H) •	L	2- 3	
04/4/86	#19 UNLV (H) •	L	3- 7	
04/05/86	#19 UNLV (H) •	L	6- 10	
04/06/86	#19 UNLV (H) •	L	4- 7	
04/10/87	UNLV (A) •	W	24- 10	
04/11/87	UNLV (A) •	W	15- 10	
04/12/87	UNLV (A) •	W	7- 3	
04/15/88	#20 UNLV (H) •	W	4- 2	
04/16/88	#20 UNLV (H) •	L (10)	2- 3	
04/17/88	#20 UNLV (H) •	W (10)	6- 5	
04/14/89	#22 UNLV (A) •	W	24- 7	
04/15/89	#22 UNLV (A) •	L	6- 16	
04/16/89	#22 UNLV (A) •	L	6- 11	
04/20/90	#20 UNLV (H) •	W	9- 2	
04/21/90	#20 UNLV (H) •	W	5- 1	
04/22/90	#20 UNLV (H) •	W	6- 1	

04/19/91	UNLV (A) •	L	5- 10
04/20/91	UNLV (A) •	W	5- 3
04/21/91	UNLV (A) •	L	6- 7
04/10/92	UNLV (H) •	W	8- 1
04/11/92	UNLV (H) •	W	9- 6
04/12/92	UNLV (H) •	W	8- 4
04/08/93	UNLV (A) •	W	5- 3
04/09/93	UNLV (A) •	W	22- 4
04/10/93	UNLV (A) •	W	13- 9
04/15/94	UNLV (H) •	W	16- 1
04/16/94	UNLV (H) •	W	20- 1
04/17/94	UNLV (H) •	W	3- 0
04/13/95	UNLV (A) • ^	W	8- 7
04/14/95	UNLV (A) •	W	9- 4
04/15/95	UNLV (A) •	W	18- 4
05/12/95	UNLV (N) - BWT1	W	12- 1
03/29/96	#25 UNLV (H) •	W	10- 5
03/30/96	#25 UNLV (H) •	W	4- 2
03/31/96	#25 UNLV (H) •	W	20- 11
05/11/96	#25 UNLV (H) - BWT2	L	8- 9
02/20/98	UNLV (H)	L	5- 7
02/21/98	UNLV (H)	W	9- 3
02/19/99	UNLV (A)	W	21- 14
02/20/99	UNLV (A)	W	16- 6
02/21/99	UNLV (A)	W	13- 2
02/18/00	UNLV (H)	W (10)	2- 1
02/19/00	UNLV (H)	W	7- 3
02/20/00	UNLV (H)	W	19- 0
02/15/02	UNLV (H)	W	12- 2
02/16/02	UNLV (H)	W	16- 1
02/17/02	UNLV (H)	W	13- 1
02/14/03	UNLV (A)	W	23- 3
02/15/03	UNLV (A)	W	14- 1
02/16/03	UNLV (A)	L	6- 8
02/06/04	UNLV (H)	W (11)	9- 8
02/07/04	UNLV (H)	W	13- 1
02/08/04	UNLV (H)	W	14- 6
02/25/05	UNLV (A)	L	5- 6
02/26/05	UNLV (A)	W	10- 4
02/27/05	UNLV (A)	W	8- 0
02/10/06	UNLV (H)	W	9- 1
02/11/06	UNLV (H)	W	13- 4
02/12/06	UNLV (H)	W	3- 1
02/09/07	UNLV (A)	W	5- 4
02/10/07	UNLV (A)	W	13- 4
02/11/07	UNLV (A)	L	11- 12
03/20/08	UNLV (H)	W	6- 5
03/21/08	UNLV (H)	W	11- 5
03/22/08	UNLV (H)	W	4- 3
03/18/14	UNLV (H)	W	2- 1
04/22/16	UNLV (H)	W	12- 4
04/23/16	UNLV (H)	W	6- 0
04/24/16	UNLV (H)	L	0- 2
04/24/17	UNLV (A)	L	1- 6
04/25/17	UNLV (A)	W	4- 1
04/26/17	UNLV (A)	W	5- 0

+ Best of the West Tournament (at Fresno State)

^ Game was suspended due to high winds and completed on 4/14/95

(BWT1) Big West Conf. Tournament at Blair Field (Long Beach, Calif.)

(BWT2) Big West Conf. Tournament at Cal State Fullerton (Fullerton, Calif.)

USC

First Year Played/Last Year Played1975/2024
Overall Record57-49-1
Current StreakLost 2
NCAA Regional Record2-4
NCAA College World Series Record1-0
Overall NCAA Postseason Record3-4
Home Record30-21
Road Record23-24
Neutral Record4-3-1
Longest Winning Streak6 games (/23/82 to 5/25/84)
Longest Losing Streak5 games (2/7/89 to 2/5/91)
Extra Innings2-3
Most Runs Scored in a Game17 runs, 2 times (last on 5/20/14)
Most Runs Scored in a Game by Opponent14 runs (4/15/08)
Largest Margin of Victory14 runs, 2 times (last on 5/20/14)
Largest Margin of Defeat10 runs (4/15/08)

ALL-TIME GAME-BY-GAME RESULTS VS. OPPONENTS

Date	Team (H/A)	Result	Extra	Score
02/21/75	USC (A)	L		0- 1
05/11/75	USC (N) +		TIE	4- 4
05/23/75	USC (A) - REG1	W		3- 1
03/29/77	USC (H)	W		3- 2
02/18/78	USC (H)	L		9- 10
02/19/78	USC (A)	L		6- 9
05/27/78	USC (A) - REG2	L		2- 3
02/05/79	USC (H)	W		13- 6
02/26/80	USC (A)	W		4- 2
03/19/80	USC (H)	L		4- 5
02/17/81	#7 USC (A)	W		7- 3
04/21/81	USC (H)	L		11- 12
02/23/82	#12 USC (A)	W		6- 3
02/15/83	USC (A)	W		7- 5
03/30/83	USC (N) ^	W		7- 0
02/28/84	#9 USC (A)	W		4- 3
03/05/84	#9 USC (H)	W		2- 1
05/25/84	#9 USC (N) - REG3	W		10- 6
02/12/85	#21 USC (A)	L		2- 7
02/19/85	#18 USC (H)	W		15- 1
04/05/85	USC (N) %	L		3- 10
04/02/86	#22 USC (A)	W		6- 0
04/30/86	USC (H)	W		16- 4
04/21/87	USC (H)	W		8- 0
04/28/87	USC (A)	W		4- 1
02/03/88	USC (A)	L		3- 7
05/11/88	#21 USC (H)	W		8- 4
02/07/89	#18 USC (A)	L		0- 2
04/18/89	#17 USC (H)	L	(11)	8- 9
04/10/90	#4 USC (H)	L		5- 6
04/24/90	#6 USC (A)	L		4- 5
02/05/91	#11 USC (A)	L		4- 7
03/05/91	#6 USC (H)	W		5- 4
03/10/92	USC (H)	L		6- 10
04/8/92	USC (A)	L		3- 4
03/23/93	#11 USC (A)	W		9- 3
04/20/93	#21 USC (H)	W		8- 7
05/29/93	#25 USC (N) - REG4	L		2- 5
05/30/93	#25 USC (N) - REG4	L		2- 5
05/13/94	#6 USC (A)	L		3- 4
05/14/94	#6 USC (H)	W		11- 3
05/15/94	#6 USC (A)	L		1- 4
02/21/95	#2 USC (H)	W		10- 9
03/28/95	#19 USC (A)	L		4- 7
06/10/95	#2 USC (N) - CWS	W		11- 5
02/25/96	#10 USC (H) @	W		17- 4
04/17/96	#2 USC (A)	W		5- 4
03/18/97	#9 USC (A)	L		0- 2
04/08/97	#12 USC (H)	L		5- 8
02/18/98	#3 USC (H)	L		2- 3
04/01/98	#2 USC (A)	W		7- 4
02/17/99	#6 USC (A)	W		6- 5
02/24/99	#19 USC (H)	W		7- 5
02/15/00	#9 USC (H)	L		6- 7
04/05/00	#14 USC (A)	W		5- 4
05/10/00	#24 USC (H) \$	L		3- 8
05/28/00	#13 USC (H) - REG5	L		3- 8
02/06/01	#2 USC (A)	L	(13)	5- 6
03/27/01	#12 USC (H)	W		12- 11
03/03/02	#17 USC (H) \$	W		8- 1
04/09/02	USC (H)	L		2- 6
05/15/02	#19 USC (A)	W	(11)	2- 1
03/14/03	USC (A)	L		2- 3
03/16/03	USC (A)	W		11- 3
05/05/03	USC (N) +	W		8- 2
02/29/04	USC (H) \$	W		10- 4
03/31/04	USC (A)	L		4- 6
04/12/05	#25 USC (A)	L		2- 4
04/20/05	#25 USC (H) #	L		2- 11
04/20/05	#25 USC (H)	W		5- 3
05/10/06	USC (H)	W		7- 6
05/23/06	USC (A)	W		7- 6
04/10/07	USC (H)	W		7- 1
04/24/07	USC (A)	W		3- 1
04/08/08	USC (A)	L	(11)	4- 5
04/15/08	USC (H)	L		4- 14
04/14/09	USC (A)	W		9- 2
04/29/09	USC (H)	L		3- 9
03/04/11	USC (H)	W		10- 1
03/05/11	USC (H)	W		7- 3
03/06/11	USC (A)	W		2- 1

03/06/12	USC (A)	L		4- 7
05/01/12	USC (H)	W		4- 2
02/15/13	USC (H)	W		3- 2
03/06/13	USC (A)	W		11- 4
04/09/13	USC (H)	W		6- 4
02/18/14	USC (A)	L		1- 6
05/20/14	USC (H)	W		17- 3
02/17/15	USC (H)	L		4- 6
04/28/15	USC (A)	W	(12)	5- 3
03/21/16	USC (A)	L		2- 3
05/24/16	USC (H)	W		1- 2
04/13/17	USC (A)	L		9- 13
04/14/17	USC (H)	W		13- 5
04/15/17	USC (H)	W		2- 1
03/27/18	USC (H)	L		1- 3
05/22/18	USC (A)	W		4- 3
03/12/19	USC (H)	W		10- 4
04/09/19	USC (A)	L		5- 6
02/25/20	USC (H)	L		1- 7
03/05/21	USC (A)	W		5- 0
03/22/22	USC (A)	L		10- 11
04/19/22	USC (H)	W		5- 4
04/11/23	USC (A)	L		3- 4
05/03/23	USC (H)	W		4- 2
03/05/24	USC (H)	L		5- 6
04/23/24	USC (H)	L		4- 6

+ at Anaheim Stadium/Edison Field (Anaheim, Calif.)
^ Best of the West Tournament (at Fresno State)
% Sooner Shootout (at Oklahoma City, Okla.)
@ Anaheim Hilton & Towers Classic (Fullerton, Calif.)
\$ Kia Baseball Bash (at Cal State Fullerton)
#Finished a suspended game prior to a full game
(REG1) NCAA West Regional at USC (Los Angeles, Calif.)
(REG2) NCAA West Regional at USC (Los Angeles, Calif.)
(REG3) NCAA West Regional I at Fresno State (Fresno, Calif.)
(REG4) NCAA Central II Regional at Texas (Austin, Texas)
(REG5) NCAA Regional at Cal State Fullerton (Fullerton, Calif.)
(CWS) College World Series at Rosenblatt Stadium (Omaha, Neb.)

U.S. INTERNATIONAL UNIVERSITY

(formerly Cal Western)

First Year Played/Last Year Played	1982/1991
Overall Record	20-5
Current Streak	Won 4
Home Record	15-3
Road Record	5-2
Neutral Record	0-0
Longest Winning Streak	7 games (3/8/87 to 3/11/89)
Extra Innings	0-1
Most Runs Scored in a Game	17 runs (5/8/91)
Most Runs Scored in a Game by Opponent	11 runs (3/8/87)
Largest Margin of Victory	13 runs (2/24/82)
Largest Margin of Defeat	2 runs (5/12/82)

Date	Team (H/A)	Result	Extra	Score
02/24/82	U.S. Int. University (H)	W		16- 3
03/03/82	U.S. Int. University (H)	W		12- 0
05/12/82	U.S. Int. University (H)	L		5- 7
04/24/85	U.S. Int. University (H)	W		9- 7
05/07/85	U.S. Int. University (H)	L		7- 8
04/15/86	U.S. Int. University (H)	W		6- 2
04/15/86	U.S. Int. University (H)	W		3- 1
03/04/87	U.S. Int. University (A)	W		13- 4
03/08/87	U.S. Int. University (H)	L		10- 11
03/08/87	U.S. Int. University (H)	W	(8)	6- 5
02/26/88	U.S. Int. University (H)	W		7- 0
02/27/88	U.S. Int. University (H)	W	(7)	5- 1
02/27/88	U.S. Int. University (H)	W		15- 8
04/13/88	U.S. Int. University (A)	W		9- 6
03/10/89	U.S. Int. University (H)	W		5- 4
03/11/89	U.S. Int. University (H)	W		10- 2
04/11/89	U.S. Int. University (A)	L		6- 7
02/13/90	U.S. Int. University (H)	W		10- 3
02/23/90	U.S. Int. University (H)	W		12- 3
02/24/90	U.S. Int. University (A)	W		10- 5
03/09/90	U.S. Int. University (A)	L	(10)	2- 3
05/02/90	U.S. Int. University (A)	W		8- 2
03/16/90	U.S. Int. University (H)	W		11- 2
05/01/91	U.S. Int. University (H)	W		12- 5
05/08/91	U.S. Int. University (A)	W		17- 8

UTAH

First Year Played/Last Year Played	1976/2023
Overall Record	5-2
Current Streak	Lost 2
NCAA Regional Record	2-0
Overall NCAA Postseason Record	2-0
Home Record	5-2
Road Record	0-0
Neutral Record	0-0
Longest Winning Streak	3 games (3/24/76 to present)
Most Runs Scored in a Game	18 runs (5/29/09)
Most Runs Scored in a Game by Opponent	6 runs (2/22/21)
Largest Margin of Victory	16 runs (5/29/09)
Largest Margin of Defeat	1 run, 2x (Last 3/7/23)

Date	Team (H/A)	Result	Extra	Score
03/24/76	Utah (H)	W		10- 2
05/29/09	Utah (H) - REG	W		18- 2
05/31/09	Utah (H) - REG	W		16- 3
02/20/21	Utah (H)	W		3- 1
02/21/21	Utah (H)	W		15- 1
02/22/21	Utah (H)	L		5- 6
03/07/23	Utah (H)	L		2- 3

(REG) NCAA Regional at Cal State Fullerton (Fullerton, CA)

UTAH VALLEY

First Year Played/Last Year Played	2012
Overall Record	3-0
Current Streak	Won 3
Home Record	3-0
Road Record	NA
Neutral Record	NA
Longest Winning Streak	3 games (3/2/12-3/4/2012)
Most Runs Scored in a Game	11 runs (3/4/12)
Most Runs Scored in a Game by Opponent	3 runs (3/4/12)
Largest Margin of Victory	8 runs (3/4/12)
Largest Margin of Defeat	NA

Date	Team (H/A)	Result	Extra	Score
03/02/12	Utah Valley (H)	W		6- 1
03/03/12	Utah Valley (H)	W		2- 0
03/04/12	Utah Valley (H)	W		11- 3

VANGUARD

(formerly Southern California College)

First Year Played/Last Year Played	1975/2002
Overall Record	15-1
Current Streak	Won 1
Home Record	7-1
Road Record	5-0
Neutral Record	3-0
Longest Winning Streak	14 games (2/7/75 to 2/21/84)
Most Runs Scored in a Game	19 runs (4/20/78)
Most Runs Scored in a Game by Opponent	9 runs (4/17/85)
Largest Margin of Victory	15 runs (4/4/80)
Largest Margin of Defeat	1 run (4/17/85)

Date	Team (H/A)	Result	Extra	Score
02/07/75	So. California College (H)	W		5- 1
02/22/75	So. California College (A)	W		3- 2
02/22/75	So. California College (A)	W		12- 4
02/23/76	So. California College (H)	W		11- 2
03/06/76	So. California College (N) +	W		6- 1
03/09/76	So. California College (A)	W		2- 1
04/07/77	So. California College (N) +	W		8- 0
05/04/77	So. California College (H)	W		11- 1
04/20/78	So. California College (H)	W		19- 8
05/03/78	So. California College (A)	W		7- 0
03/14/79	So. California College (H)	W		15- 0
04/04/80	So. California College+ (N)	W		18- 3
02/16/83	So. California College (H)	W		3- 2
02/21/84	So. California College (H)	W		6- 5
04/17/85	So. California College (H)	L		8- 9
04/24/02	Vanguard (H)	W		6- 1

ALL-TIME GAME-BY-GAME RESULTS VS. OPPONENTS

+ Orange County Tournament (Riverside, Calif.)

VANDERBILT

First Year Played/Last Year Played	2015/2019
Overall Record	0-2
Current Streak	Lost 2
NCAA College World Series Record	0-1
Overall NCAA Postseason Record	0-1
Home Record	0-0
Road Record	0-0
Neutral Record	0-2
Most Runs Scored in a Game	9 runs (2/16/19)
Most Runs Scored in a Game by Opponent	14 runs (2/16/19)
Largest Margin of Defeat	5 runs (2/16/19)

Date	Team (H/A)	Result	Extra	Score
06/14/15	* #5 Vanderbilt (N) - CWS	L	3-	4
02/16/19	^ #1 Vanderbilt	L	9-	14

* Game suspended due to lightning, resumed the next day
(CWS) College World Series at TD Ameritrade Park (Omaha, Neb.)

^ MLB4 Tournament

VIRGINIA

First Year Played/Last Year Played	2008/2019
Overall Record	2-1
Current Streak	Won 1
NCAA Regional Record	1-0
NCAA College World Series Record	0-1
Overall NCAA Postseason Record	1-1
Home Record	1-0
Road Record	0-0
Neutral Record	1-1
Most Runs Scored in a Game	6 runs (2/17/19)
Most Runs Scored in a Game by Opponent	7 runs (6/14/09)
Largest Margin of Victory	3 runs (6/1/08)
Largest Margin of Defeat	2 runs (6/14/09)

Date	Team (H/A)	Result	Extra	Score
06/01/08	Virginia (H) - REG	W	4-	1
06/14/09	Virginia (N) - CWS	L	5-	7
02/17/19	Virginia (N) ^	W	6-	5

(REG) NCAA Regional at Cal State Fullerton (Fullerton, Calif.)
(CWS) College World Series at Rosenblatt Stadium (Omaha, Neb.)
^ MLB4 Tournament

VIRGINIA TECH

First Year Played/Last Year Played	2000/2000
Overall Record	1-0
Current Streak	Won 1
NCAA Regional Record	1-0
Overall NCAA Postseason Record	1-0
Home Record	1-0
Road Record	0-0
Neutral Record	0-0
Most Runs Scored in a Game	8 runs (5/27/00)
Most Runs Scored in a Game by Opponent	6 runs (5/27/00)
Largest Margin of Victory	2 runs (5/27/00)

Date	Team (H/A)	Result	Extra	Score
05/27/00	Virginia Tech (H) - REG	W	8-	6

(REG) NCAA Regional at Cal State Fullerton (Fullerton, Calif.)

WASHINGTON

First Year Played/Last Year Played	1987/2018
Overall Record	9-2
Current Streak	Lost 1
Home Record	6-2
Road Record	3-0
Neutral Record	0-0
NCAA Super Regional Record	1-2

Overall NCAA Postseason Record	1-2
Longest Winning Streak	8 games (3/20/87 to present)
Most Runs Scored in a Game	19 runs (3/20/87)
Most Runs Scored in a Game by Opponent	7 runs, 2 times (Last on 3/19/10)
Largest Margin of Victory	13 runs (3/20/10)
Largest Margin of Defeat	3 runs (6/9/18)

Date	Team (H/A)	Result	Extra	Score
03/20/87	Washington (H)	W	15-	7
03/22/87	Washington (H)	W	6-	1
03/19/10	Washington (A)	W	9-	7
03/20/10	Washington (A)	W	19-	6
03/21/10	Washington (A)	W	6-	0
03/18/11	Washington (H)	W	11-	3
03/19/11	Washington (H)	W	6-	1
03/19/11	Washington (H)	W	9-	4
06/08/18	Washington (H) - SR	L	5-	8
06/09/18	Washington (H) - SR	W	5-	2
06/10/18	Washington (H) - SR	L	5-	6

SR - Super Regional at Fullerton (Fullerton, Calif.)

WASHINGTON STATE

First Year Played/Last Year Played	1976/2014
Overall Record	5-7
Current Streak	Won 1
NCAA Regional Record	1-3
Overall NCAA Postseason Record	1-3
Home Record	3-3
Road Record	1-2
Neutral Record	1-2
Longest Winning Streak	2 games (3/21/86 to 3/11/88)
Longest Losing Streak	3 games (6/2/76 to 3/27/84)
Extra Innings	0-2
Most Runs Scored in a Game	13 runs (6/2/76)
Most Runs Scored in a Game by Opponent	9 runs, 2 times (last on 2/15/14)
Largest Margin of Victory	12 runs, 2 times (last on 2/14/14)
Largest Margin of Defeat	5 runs, 2 times (last on 3/27/84)

Date	Team (H/A)	Result	Extra	Score
05/29/76	Washington State (A) REG1	L	1-	5
06/02/76	Washington State (A) REG1	W	13-	1
06/02/76	Washington State (A) REG1	L	2-	7
05/29/77	Washington State (N) REG2	L	5-	6
03/27/84	Washington State (N) +	L	2-	7
03/21/86	Washington State (N) ^	W	3-	2
03/11/88	#18 Washington State (H)	W	7-	1
03/12/88	#18 Washington State (H)	L	6-	7
03/13/12	Washington State (H)	L (11)	8-	9
02/14/14	Washington State (H)	W	12-	0
02/15/14	Washington State (H)	L (11)	7-	9
02/16/14	Washington State (H)	W	5-	4

+ Riverside Baseball Invitational at UC Riverside (Riverside, Calif.)
^ Best of the West Tournament (Fresno, Calif.)
(REG1) NCAA West Regional at Washington State (Pullman, Wash.)
(REG2) NCAA Rocky Mountain Regional at Arizona State (Tempe, Ariz.)

WHITTIER

First Year Played/Last Year Played	1975/1978
Overall Record	8-0
Current Streak	Won 8
Home Record	6-0
Road Record	2-0
Neutral Record	0-0
Longest Winning Streak	8 games (2/8/75 to present)
Most Runs Scored in a Game	25 runs (3/25/78)
Most Runs Scored in a Game by Opponent	4 runs (3/25/78)
Largest Margin of Victory	23 runs (3/25/78)

Date	Team (H/A)	Result	Extra	Score
02/08/75	Whittier (H)	W	10-	1
02/08/75	Whittier (H)	W	2-	1
04/17/76	Whittier (A)	W	forfeit	
04/17/76	Whittier (A)	W	forfeit	
02/05/77	Whittier (H)	W	12-	1
02/05/77	Whittier (H)	W	5-	0

03/25/78	Whittier (H)	W	6-	4
03/25/78	Whittier (H)	W	25-	2

WICHITA STATE

First Year Played/Last Year Played	1982/2016
Overall Record	11-12
Current Streak	Won 3
NCAA Regional Record	0-1
NCAA College World Series Record	0-1
Overall NCAA Postseason Record	0-2
Home Record	6-0
Road Record	5-10
Neutral Record	0-2
Longest Winning Streak	3 games (03/11/16 to present)
Longest Losing Streak	4 games (4/25/95 to 3/24/98)
Extra Innings	1-1
Most Runs Scored in a Game	10 runs (3/9/02)
Most Runs Scored in a Game by Opponent	13 runs (3/10/02)
Largest Margin of Victory	9 runs (3/9/02)
Largest Margin of Defeat	9 runs (3/10/02)

Date	Team (H/A)	Result	Extra	Score
05/21/82	#3 Wichita State (A)	L	6-	10
05/22/82	#3 Wichita State (A)	L	2-	3
05/23/82	#3 Wichita State (A)	W	7-	6
06/04/82	#3 Wichita State (N) - CWS	L	0-	7
03/22/94	#6 Wichita State (H)	W	3-	2
03/23/94	#6 Wichita State (H)	W (13)	5-	4
04/25/95	#7 Wichita State (A)	L	7-	8
04/26/95	#7 Wichita State (A)	L	3-	4
5/25/96	#5 Wichita State (A) - REG	L	1-	6
03/24/98	#18 Wichita State (N) #	L	2-	9
03/03/01	Wichita State (H) \$	W	3-	1
03/08/02	#9 Wichita State (A)	L (15)	1-	3
03/09/02	#9 Wichita State (A)	W	10-	1
03/10/02	#9 Wichita State (A)	L	4-	13
05/11/07	#9 Wichita State (A)	W	6-	2
05/12/07	#9 Wichita State (A)	W	3-	1
05/13/07	#9 Wichita State (A)	L	0-	7
03/28/14	Wichita State (A)	W	5-	1
03/29/14	Wichita State (A)	L	2-	3
03/30/14	Wichita State (A)	L	2-	4
03/11/16	Wichita State (H)	W	9-	1
03/12/16	Wichita State (H)	W	5-	0
03/13/16	Wichita State (H)	W	7-	1

#at San Diego (San Diego, Calif.)
\$ Kia Baseball Bash at Cal State Fullerton (Fullerton, Calif.)
(REG) NCAA Midwest Regional at Wichita State (Wichita, Kan.)
(CWS) College World Series at Rosenblatt Stadium (Omaha, Neb.)

WISCONSIN

First Year Played/Last Year Played	1990/1990
Overall Record	3-0
Current Streak	Won 3
Home Record	3-0
Road Record	0-0
Neutral Record	0-0
Longest Winning Streak	3 games (3/17/90 to present)
Most Runs Scored in a Game	16 runs (3/19/90)
Most Runs Scored in a Game by Opponent	2 runs (3/17/90)
Largest Margin of Victory	15 runs (3/19/90)

Date	Team (H/A)	Result	Extra	Score
03/17/90	Wisconsin (H)	W	7-	2
03/18/90	Wisconsin (H)	W	4-	0
03/19/90	Wisconsin (H)	W	16-	1

WYOMING

First Year Played/Last Year Played	1976/1990
Overall Record	1-1
Current Streak	Lost 1
Home Record	1-1
Road Record	0-0
Neutral Record	0-0
Most Runs Scored in a Game	7 runs (3/19/90)
Most Runs Scored in a Game by Opponent	8 runs (3/13/90)

ALL-TIME YEARLY GAME-BY-GAME RESULTS

1975

(36-16-1) Overall; (14-7, 1st) PCAA
West Regional Champions
Head Coach: Augie Garrido

DATE	OPPONENT	RESULT	SCORE
2/7	So. California College (H)	W	5- 1
2/8	Whittier (H)	W	10- 1
2/8	Whittier (H)	W	2- 1
2/11	Cal State Northridge (A)	W	11- 6
2/14	UCLA (A)	W	7- 2
2/15	Chapman (H)	L	2- 3
2/18	Point Loma (A)	W	6- 2
2/21	USC (A)	L	0- 1
2/22	So. California College (A)	W	3- 2
2/22	So. California College (A)	W	12- 4
2/24	Arizona State (A)	W	7- 6
2/25	Arizona State (A)	L	2- 7
2/26	Arizona State (A)	L	3- 4
2/28	UC San Diego (H)	W	16- 2
3/3	Cal State Los Angeles (A)	W	11- 4
3/4	CS Dominguez Hills (H)	L	2- 6
3/11	Loyola Marymount (A)	W	3- 1
3/15	Cal State Northridge (H)	W	2- 1
3/15	Cal State Northridge (H)	W	3- 2
3/18	Point Loma (H)	W	6- 3
3/19	Arizona State (H)	W	10- 8
3/28	Pacific* (A)	W	3- 1
3/29	Pacific* (A)	W	7- 4
3/29	Pacific* (A)	W	5- 3
4/1	CS Dominguez Hills (A)	L	1- 2
4/4	Long Beach State* (H)	W	1- 0
4/5	Long Beach State* (H)	L	3- 5
4/5	Long Beach State* (H)	W	5- 0
4/8	Loyola Marymount (H)	W	2- 0
4/12	San Diego State* (A)	W	7- 3
4/12	San Diego State* (A)	L	4- 5
4/18	San Diego State* (H)	W	7- 2
4/19	San Diego State* (H)	W	5- 0
4/19	San Diego State* (H)	L	2- 4
4/22	Pepperdine (A)	W	4- 1
4/25	Fresno State* (H)	W	6- 5
4/26	Fresno State* (H)	W	11- 6
4/26	Fresno State* (H)	L	4- 6
4/29	Cal State Los Angeles (H)	W	7- 1
5/2	Long Beach State* (A)	W	5- 3
5/3	Long Beach State* (A)	W	6- 5
5/3	Long Beach State* (A)	L	2- 4
5/9	San Jose State* (A)	L	0- 6
5/10	San Jose State* (A)	W	10- 2
5/10	San Jose State* (A)	W	4- 3
5/11	USC+ (N)	TIE	4- 4
5/16	San Diego State* (A)	L	3- 4
NCAA WEST REGIONAL (1)			
5/23	USC (A)	W	3- 1
5/24	Pepperdine (N)	W	2- 1
5/25	Pepperdine (N)	L	4- 5
5/25	Pepperdine (N)	W	6- 4
COLLEGE WORLD SERIES (2)			
6/6	Arizona State (N)	L	3- 5
6/7	Oklahoma (N)	L	4- 11

* PCAA Conference Game
+ at Anaheim Stadium
(1) at USC (Los Angeles, Calif.)
(2) at Rosenblatt Stadium (Omaha, Neb.)

1976

(48-15) Overall; (17-4, 1st) PCAA
Head Coach: Augie Garrido

DATE	OPPONENT	RESULT	SCORE
2/10	Cal State Northridge (A)	L	5- 7
2/13	Chapman (H)	W	4- 3
2/14	UC Santa Barbara (A)	L	3- 4
2/14	UC Santa Barbara (A)	W	10- 4
2/16	Biola College (A)	W	18- 0

2/17	Cal Poly Pomona (A)	W	10- 9
2/18	Cal State Northridge (H)	L	5- 11
2/20	Cal Poly Pomona (H)	W	5- 3
2/21	UCLA (H)	W	5- 1
2/21	UCLA (H)	W	6- 2
2/23	So. California College (H)	W	11- 2
2/24	Occidental College (A)	W	9- 1
2/27	Arizona State (A)	L	1- 11
2/28	Arizona State (A)	L	4- 6
2/28	Arizona State (A)	L	4- 5
3/5	Chapman+	W	2- 1
3/6	So. California College+	W	6- 1
3/7	Chapman+	L	1- 12
3/7	Chapman+	W	6- 5
3/9	So. California College (A)	W	2- 1
3/12	Cal Poly Pomona (A)	W	10- 4
3/13	UC Santa Barbara (H)	L	2- 6
3/13	UC Santa Barbara (H)	W	9- 6
3/15	Wyoming (H)	W	3- 0
3/16	CS Dominguez Hills (A)	W	3- 0
3/19	San Diego State* (A)	W	8- 4
3/20	San Diego State* (H)	W	2- 0
3/20	San Diego State* (H)	W	5- 2
3/23	Cal State Los Angeles (H)	W	14- 5
3/24	Utah (H)	W	10- 2
3/26	Pacific* (H)	W	11- 8
3/27	Pacific* (H)	W	6- 1
3/27	Pacific* (H)	W	10- 0
3/28	CS Dominguez Hills (H)	W	5- 2
3/30	LaVerne (A)	W	20- 1
4/2	Long Beach State* (A)	W	8- 2
4/3	Long Beach State* (A)	W	4- 3
4/3	Long Beach State* (A)	W	1- 0
4/6	Loyola Marymount (H)	W	6- 2
4/9	San Diego State* (H)	L	1- 6
4/10	San Diego State* (A)	W	10- 2
4/10	San Diego State* (A)	L	1- 6
4/14	Chapman (A)	L	4- 6
4/17	Whittier (A)	W	forfeit
4/17	Whittier (A)	W	forfeit
4/20	UC Irvine (H)	W	6- 5
4/21	San Diego (H)	W	4- 1
4/23	Fresno State* (A)	W	11- 6
4/24	Fresno State* (A)	W	11- 6
4/24	Fresno State* (A)	W	4- 1
4/27	Loyola Marymount (A)	W	9- 5
4/30	Long Beach State* (H)	W	1- 0
5/1	Long Beach State* (H)	L	1- 10
5/1	Long Beach State* (H)	W	3- 0
5/4	Cal State Los Angeles (A)	W	20- 5
5/7	San Jose State* (H)	W	10- 3
5/8	San Jose State* (H)	W	3- 2
5/8	San Jose State* (H)	L	4- 5

NCAA WEST REGIONAL (1)			
Northern Colorado (N)	W	7- 1	
Washington State (A)	L	1- 5	
Pepperdine (N)	W	11- 3	
Washington State (A)	W	13- 1	
Washington State (A)	L	2- 7	

* PCAA Conference Game
+ Orange County Tournament (Riverside, Calif.)
(1) at Washington State (Pullman, Wash.)

1977

(44-14) Overall; (17-7, Tie-1st) SCBA
Head Coach: Augie Garrido

DATE	OPPONENT	RESULT	SCORE
Whittier (H)	W	12- 1	
Whittier (H)	W	5- 0	
Cal State Northridge (A)	W	6- 4	
UCLA (A)	W	13- 6	
Arizona (A)	W	14- 5	
Arizona (A)	W	11- 0	
Arizona (A)	L	3- 5	
Cal Poly Pomona (H)	W	15- 5	
Cal State Northridge (H)	W	6- 2	
Chapman College (A)	W	7- 4	
UCLA (H)	W	7- 1	

UCLA (H)	W	7- 0
CS Dominguez Hills (H)	W	12- 10
Arizona State (A)	L	4- 5
Arizona State (A)	L	3- 7
Arizona State (A)	W	9- 8
Cal Poly Pomona (H)	W	20- 4
San Diego State* (A)	W	5- 2
Pepperdine* (A)	W	10- 3
UC Santa Barbara* (H)	W	5- 4
Southern Utah (H)	W	4- 1
Southern Utah (H)	W	13- 0
Loyola Marymount* (H)	W	11- 5
Oregon State (H)	W	6- 1
USC (H)	W	3- 2
Cal Poly Pomona (A)	L	3- 5
Pepperdine* (A)	L	6- 7
Pepperdine* (H)	L	2- 4
Pepperdine* (H)	W	6- 3
So. California College+	W	8- 0
Chapman +	W	9- 0
UC Irvine+	W	6- 4
LaVerne (A)	W	9- 1
CS Dominguez Hills (A)	W	7- 3
Long Beach State* (A)	W	13- 1
Long Beach State* (H)	W	15- 1
Long Beach State* (H)	W	3- 0
LaVerne (H)	W	9- 1
Cal State Los Angeles* (H)	L	0- 2
Cal State Los Angeles* (A)	L	8- 9
Cal State Los Angeles* (A)	L	1- 4
Long Beach State* (H)	W	13- 5
Point Loma College (A)	W	9- 0
UC Santa Barbara* (H)	W	3- 2
UC Santa Barbara* (A)	W	7- 5
UC Santa Barbara* (A)	W	7- 4
Cal State Los Angeles* (A)	L	0- 1
So. California College (H)	W	11- 1
San Diego State* (A)	W	7- 1
San Diego State* (H)	L	2- 3
San Diego State* (H)	W	4- 1
Loyola Marymount* (H)	W	7- 2
Loyola Marymount* (A)	W	6- 2
Loyola Marymount* (A)	W	8- 3
Cal State Los Angeles%	L	3- 6
NCAA ROCKY MOUNTAIN REGIONAL (1)		
Arizona State (A)	L	2- 6
Portland State (N)	W	5- 3
Washington State (N)	L	5- 6

* SCBA Conference Game
+ Orange County Tournament (Riverside, Calif.)
% SCBA playoff for District 8 Tournament
(1) at Arizona State (Tempe, Ariz.)

1978

(44-13) Overall; (24-4, 1st) SCBA
Head Coach: Augie Garrido

DATE	OPPONENT	RESULT	SCORE
2/10	Arizona (A)	L	3- 8
2/15	Chico State (H)	W	13- 1
2/15	CS Dominguez Hills (H)	W	5- 0
2/17	Cal (H)	W	4- 3
2/18	USC (H)	L	9- 10
2/19	USC (A)	L	6- 9
2/21	Point Loma (H)	W	8- 2
2/22	Biola (A)	W	10- 2
2/24	Cal State Los Angeles* (A)	W	8- 5
2/26	San Diego (H)	W	8- 7
3/9	Cal Poly Pomona (H)	W	13- 6
3/10	Pepperdine* (H)	W	2- 1
3/11	San Diego State* (H)	W	9- 5
3/13	UC Riverside (H)	W	5- 2
3/14	UCLA (H)	L	1- 4
3/15	New Mexico (H)	W	6- 5
3/17	Loyola Marymount* (A)	W	16- 9
3/18	UCLA (A)	L	3- 4
3/18	UCLA (A)	W	1- 0
3/21	Cal State Northridge (H)	W	16- 12
3/25	Whittier (H)	W	6- 4

ALL-TIME YEARLY GAME-BY-GAME RESULTS

3/25	Whittier (H)	W	25- 2
3/27	Cal Poly Pomona (A)	L	2- 3
3/28	UC Irvine* (A)	W	5- 4
4/1	Pepperdine* (A)	L	1- 4
4/1	Pepperdine* (H)	W	5- 2
4/7	Long Beach State* (H)	L	5- 6
4/8	Long Beach State* (A)	W	13- 5
4/8	Long Beach State* (A)	L	4- 5
4/10	Cal Poly Pomona (H)	W	8- 0
4/11	UC Santa Barbara* (A)	L	2- 3
4/14	Cal State Los Angeles* (A)	W	10- 3
4/17	Pepperdine* (A)	W	5- 3
4/18	CS Dominguez Hills (A)	W	4- 3
4/20	So. California College (H)	W	19- 8
4/21	UC Santa Barbara* (A)	W	8- 4
4/22	UC Santa Barbara* (H)	W	6- 3
4/22	UC Santa Barbara* (H)	W	3- 2
4/23	Cal State Los Angeles* (H)	W	8- 1
4/23	Cal State Los Angeles* (H)	W	8- 0
4/25	LaVerne (A)	W	11- 7
4/26	LaVerne (A)	W	15- 4
4/28	San Diego State* (H)	W	23- 4
4/29	San Diego State* (A)	W	15- 2
4/29	San Diego State* (A)	W	7- 5
5/3	So. California College (A)	W	7- 0
5/5	Loyola Marymount* (A)	W	9- 3
5/6	Loyola Marymount* (H)	W	10- 2
5/6	Loyola Marymount* (H)	W	3- 1
5/9	Long Beach State* (H)	W	9- 3
5/11	Chapman (A)	L	1- 3
5/12	UC Irvine* (A)	W	8- 2
5/13	UC Irvine* (H)	W	9- 1
5/13	UC Irvine* (H)	W	7- 5

NCAA WEST REGIONAL (1)			
5/26	Santa Clara (N)	W	4- 0
5/27	USC (A)	L	2- 3
5/28	Arizona (N)	L	3- 7

* SCBA Conference Game
(1) at USC (Los Angeles, Calif.)

1979

(60-14-1) Overall; (23-4-1, 1st) SCBA
West Regional Champions
NCAA National Champions
Head Coach: Augie Garrido

DATE	OPPONENT	RESULT	SCORE
2/5	USC (H)	W	13- 6
2/8	Arizona (A)	W	9- 7
2/9	Arizona (A)	W	9- 0
2/9	Arizona (A)	W	8- 4
2/14	Cal Poly Pomona (H)	L	2- 4
2/16	Cal (H)	W	4- 1
2/17	Cal (H)	W	5- 4
2/17	Cal (H)	W	7- 6
2/20	Chapman College (H)	W	5- 3
2/23	Arizona State (A)	L	4- 5
2/24	Arizona State (A)	L	3- 10
2/24	Arizona State (A)	W	18- 12
2/27	UCLA (A)	W	9- 2
2/28	Biola College (H)	W	4- 2
3/4	CS Dominguez Hills (H)	W	3- 1
3/6	Cal Poly Pomona (A)	W	13- 6
3/6	LaVerne (A)	L	6- 9
3/8	UNLV (H)	W	4- 2
3/9	UNLV (H)	W	12- 0
3/10	San Diego State (A)	W	13- 6
3/10	San Diego State (A)	W	10- 3
3/11	San Diego State (H)	W	10- 4
3/14	So. California College (H)	W	15- 0
3/16	New Mexico (H)	W	10- 6
3/17	New Mexico (H)	L	2- 5
3/17	New Mexico (H)	W	4- 1
3/22	Chapman (A)	W	11- 3
3/23	Azusa Pacific (H)	W	7- 6
3/24	Stanford (H)	W	8- 3
3/24	Stanford (H)	L	2- 3
3/30	UC Irvine* (H)	W	1- 0
3/31	UC Irvine* (A)	W	8- 6

3/31	UC Irvine* (A)	W	7- 3
4/3	UC Santa Barbara* (H)	W	5- 1
4/6	San Diego* (H)	TIE	11- 11
4/7	San Diego* (A)	W	10- 3
4/7	San Diego* (A)	W	8- 2
4/8	Loyola Marymount* (A)	W	2- 1
4/12	UC Irvine+	W	16- 2
4/13	Chapman+	L	4- 13
4/13	UC Irvine	W	11- 2
4/14	Chapman+	W	5- 2
4/14	Chapman+	L	5- 6
4/17	Cal State Los Angeles* (A)	W	12- 6
4/20	Pepperdine* (H)	L	3- 5
4/21	Pepperdine* (A)	L	9- 10
4/21	Pepperdine* (H)	W	8- 7
4/22	Hawaii (H)	W	12- 4
4/24	San Diego* (H)	W	7- 2
4/27	Long Beach State* (A)	L	6- 9
4/28	Long Beach State* (H)	W	7- 1
4/28	Long Beach State* (H)	W	5- 3
5/1	Pepperdine* (H)	W	8- 2
5/4	Cal State Los Angeles* (A)	W	9- 0
5/5	Cal State Los Angeles* (H)	W	8- 3
5/5	Cal State Los Angeles* (H)	W	4- 2
5/8	UC Irvine* (H)	W	10- 6
5/11	UC Santa Barbara* (H)	W	21- 2
5/12	UC Santa Barbara* (A)	W	14- 2
5/12	UC Santa Barbara* (A)	W	18- 0
5/15	Long Beach State* (A)	W	10- 5
5/18	Loyola Marymount* (A)	W	17- 6
5/19	Loyola Marymount* (A)	W	7- 4
5/19	Loyola Marymount* (A)	L	3- 5

NCAA WEST REGIONAL (1)			
5/25	UCLA (N)	L	4- 5
5/26	Portland (N)	W	20- 3
5/27	Fresno State (A)	W	12- 3
5/27	UCLA (N)	W	9- 2
5/28	UCLA (N)	W	9- 5

COLLEGE WORLD SERIES (2)			
6/2	Mississippi State (N)	L	1- 6
6/3	Connecticut (N)	W	8- 3
6/4	Arizona (N)	W	16- 3
6/6	Arkansas (N)	W	13- 10
6/7	Pepperdine (N)	W	8- 5
6/8	Arkansas (N)	W	2- 1

* SCBA Conference Game
+ Orange County Tournament (Riverside, Calif.)
(1) at Fresno State (Fresno, Calif.)
(2) at Rosenblatt Stadium (Omaha, Neb.)

1980

(49-18-1) Overall; (20-8, 1st) SCBA
Head Coach: Augie Garrido

DATE	OPPONENT	RESULT	SCORE
2/1	UNLV (A)	L	3- 4
2/2	UNLV (A)	W	7- 4
2/3	UNLV (A)	W	8- 4
2/3	UNLV (A)	W	8- 3
2/7	Arizona (A)	L	3- 12
2/8	Arizona (A)	W	4- 1
2/9	Arizona (A)	L	1- 7
2/24	UCLA (A)	W	4- 0
2/26	USC (A)	W	4- 2
2/27	Azusa Pacific (A)	W	9- 2
2/29	Arizona State (A)	L	10- 13
3/1	Arizona State (A)	L	7- 8
3/1	Arizona State (A)	L	3- 5
3/8	Long Beach State (H)	W	13- 1
3/8	Long Beach State (H)	W	10- 6
3/11	UCLA (H)	W	1- 0
3/13	Long Beach State (A)+	W	5- 2
3/14	UC Irvine (N)+	W	6- 5
3/15	Loyola Marymount (N)+	L	1- 3
3/19	USC (H)	L	4- 5
3/20	CS Dominguez Hills (H)	W	23- 4
3/21	Eastern Michigan (H)	W	8- 3
3/21	Eastern Michigan (H)	W	6- 0

3/22	Eastern Michigan (H)	W	5- 1
3/22	Eastern Michigan (H)	W	6- 2
3/24	Chapman (H)	W	9- 4
3/25	Long Beach State* (H)	W	8- 1
3/27	Azusa Pacific (H)	W	9- 2
3/28	Loyola Marymount* (H)	W	8- 7
3/29	Loyola Marymount* (A)	W	11- 10
3/29	Loyola Marymount* (A)	W	6- 1
3/31	Eastern Michigan (H)	W	17- 16
4/1	Pepperdine* (A)	L	3- 4
4/2	UCLA (H)	TIE	4- 4
4/3	Chapman % (N)	W	14- 12
4/4	So. California College% (N)	W	18- 3
4/5	UC Irvine% (N)	W	12- 4
4/9	Cal Poly Pomona (H)	W	10- 7
4/10	LaVerne (A)	W	15- 10
4/12	UC Irvine* (H)	L	3- 8
4/12	UC Irvine* (H)	L	9- 10
4/13	UC Irvine* (A)	W	8- 1
4/15	UC Santa Barbara* (A)	L	2- 3
4/16	UC Riverside (A)	W	16- 4
4/18	San Diego* (A)	W	3- 2
4/19	San Diego* (H)	W	7- 4
4/19	San Diego* (H)	L	3- 4
4/23	Cal Poly Pomona (A)	W	10- 8
4/23	LaVerne (A)	W	34- 5
4/25	Pepperdine* (A)	W	6- 5
4/26	Pepperdine* (H)	L	3- 4
4/26	Pepperdine* (H)	W	30- 5
4/27	Cal State Los Angeles* (H)	W	20- 3
5/2	Long Beach State* (H)	W	26- 12
5/3	Long Beach State* (A)	W	8- 0
5/3	Long Beach State* (A)	W	7- 0
5/4	San Diego* (A)	L	1- 3
5/6	Loyola Marymount* (H)	W	10- 0
5/9	Cal State Los Angeles* (H)	L	5- 6
5/10	Cal State Los Angeles* (A)	W	14- 0
5/10	Cal State Los Angeles* (A)	W	15- 6
5/13	UC Irvine* (A)	W	9- 2
5/16	UC Santa Barbara* (A)	W	11- 3
5/17	UC Santa Barbara* (A)	W	9- 0
5/17	UC Santa Barbara* (A)	W	4- 3

NCAA WEST REGIONAL (1)			
5/23	Gonzaga (N)	L	2- 3
5/24	Fresno State (N)	W	10- 2
5/25	Gonzaga (N)	L	8- 10

* SCBA Conference Game
+ SCBA Pre-season Tournament (Long Beach, Calif.)
% Orange County Tournament (Riverside, Calif.)
(1) at Arizona (Tucson, Ariz.)

1981

(47-18) Overall; (22-6, 1st) SCBA
Head Coach: Augie Garrido

DATE	OPPONENT	RESULT	SCORE
2/6	#1 Arizona State (H)	W	3- 1
2/7	#1 Arizona State (H)	W	7- 5
2/10	Chapman (A)	W	3- 2
2/12	#9 Arizona (A)	L	9- 10
2/13	#9 Arizona (A)	W	8- 2
2/14	#9 Arizona (A)	L	0- 2
2/17	#7 USC (A)	W	7- 3
2/19	CS Dominguez Hills (H)	W	3- 2
2/20	#9 Arizona (H)	L	1- 2
2/22	#9 Arizona (H)	W	4- 3
2/24	UCLA (H)	W	5- 2
2/25	UC Riverside (H)	W	15- 8
2/26	Cal Poly Pomona (H)	L	7- 12
2/27	#5 Stanford (H)	L	3- 6
3/4	LaVerne (H)	W	19- 5
3/6	Fresno State (A)	L	1- 6
3/7	Fresno State (A)	L	5- 7
3/7	Fresno State (A)	L	2- 3
3/10	Azusa Pacific (H)	W	5- 4
3/12	Loyola Marymount (N)+	W	6- 3
3/13	San Diego (N)+	W	15- 2
3/14	#20 Pepperdine (N)+	W	3- 0
3/15	Long Beach State (A)+	W	6- 1



ALL-TIME YEARLY GAME-BY-GAME RESULTS

3/18	UCLA (A)	L	1- 5
3/24	Loyola Marymount (A)	W	10- 6
3/27	#20 Pepperdine* (H)	W	16- 8
3/28	#20 Pepperdine* (A)	L	0- 2
3/28	#20 Pepperdine* (A)	W	9- 6
3/31	Long Beach State* (A)	W	22- 5
4/1	Cal Poly Pomona (A)	W	7- 1
4/3	San Diego* (H)	W	11- 5
4/4	San Diego* (H)	L	10- 11
4/4	San Diego* (H)	W	8- 3
4/7	Cal State Los Angeles* (H)	W	11- 9
4/10	UC Santa Barbara* (H)	W	4- 3
4/11	UC Santa Barbara* (H)	W	12- 4
4/11	UC Santa Barbara* (H)	W	6- 5
4/14	#18 UC Irvine* (H)	W	14- 3
4/15	CS Dominguez Hills (H)	W	5- 4
4/17	Cal State Los Angeles* (H)	W	12- 4
4/21	USC (H)	L	11- 12
4/22	UC Riverside (H)	W	7- 4
4/24	UNLV (H)	W	10- 6
4/25	UNLV (H)	W	8- 7
4/25	UNLV (H)	W	7- 0
4/26	UNLV (H)	W	16- 4
4/28	San Diego* (H)	W	4- 2
4/29	Azusa Pacific (A)	W	14- 5
5/1	Long Beach State* (A)	W	4- 3
5/2	Long Beach State* (H)	L	6- 8
5/2	Long Beach State* (H)	W	8- 4
5/4	Cal State Los Angeles* (H)	W	13- 11
5/4	Cal State Los Angeles* (H)	W	8- 2
5/5	Pepperdine* (H)	W	8- 2
5/8	UC Irvine* (H)	W	10- 7
5/9	UC Irvine* (A)	W	14- 10
5/9	UC Irvine* (A)	L	9- 10
5/12	UC Santa Barbara* (H)	W	11- 6
5/15	Loyola Marymount* (A)	L	6- 13
5/16	Loyola Marymount* (H)	L	2- 6
5/16	Loyola Marymount* (H)	W	9- 3

NCAA WEST REGIONAL (1)

5/23	Fresno State (N)	W	9- 8
5/24	#1 Arizona State (A)	L	8- 19
5/25	Fresno State (N)	W	10- 9
5/25	#1 Arizona State (A)	L	7- 12

* SCBA Conference Game

+ SCBA Pre-season Tournament (Long Beach, Calif.)

(1) at Arizona State (Tempe, Ariz.)

1982

(51-23) Overall; (23-5, 1st place) SCBA
West II Regional Champions
Head Coach: Augie Garrido

DATE	OPPONENT	RESULT	SCORE
2/5	#4 Stanford (A)	L	0- 2
2/6	#4 Stanford (A)	W	10- 3
2/6	#4 Stanford (A)	L	4- 5
2/11	#11 Arizona (A)	W	12- 4
2/13	#11 Arizona (A)	W	5- 1
2/13	#11 Arizona (A)	L	2- 7
2/16	UCLA (A)	L	6- 16
2/17	CS Dominguez Hills (H)	W	5- 3
2/18	#11 Arizona (H)	W	3- 2
2/19	#11 Arizona (H)	L	1- 2
2/20	#11 Arizona (H)	W	17- 3
2/23	#12 USC (A)	W	6- 3
2/24	U.S. Int. University (H)	W	16- 3
2/26	Fresno State (H)	W	6- 4
2/27	Fresno State (H)	L	4- 8
2/27	Fresno State (H)	L	4- 9
3/3	U.S. Int. University (H)	W	12- 0
3/5	St. Mary's (H)	W	6- 1
3/6	St. Mary's (H)	L	5- 7
3/6	St. Mary's (H)	W	8- 1
3/7	Gonzaga (H)	W	9- 5
3/9	#8 UCLA (H)	W	9- 7
3/10	Cal Poly Pomona (H)	L	10- 12
3/13	Pacific (H)	W	8- 7
3/13	Pacific (H)	W	8- 0
3/15	Maine (H)	W	6- 2

3/20	Chapman (A)	W	3- 2
3/20	Chapman (A)	L	1- 3
3/23	LaVerne (A)	W	5- 1
3/25	#6 Hawaii (A)	L	9- 10
3/26	#6 Hawaii (A)	L	5- 8
3/26	#6 Hawaii (A)	W	10- 7
3/27	#6 Hawaii (A)	L	1- 2
3/30	San Diego* (A)	W	5- 3
3/31	Cal Poly Pomona (A)	W	9- 0
4/1	Loyola Marymount* (A)	W	7- 3
4/3	Loyola Marymount* (A)	L	5- 6
4/3	Loyola Marymount* (A)	L	4- 6
4/6	Pepperdine* (A)	L	3- 4
4/7	Sonoma State (H)	W	15- 4
4/9	UC Santa Barbara* (A)	W	7- 1
4/10	UC Santa Barbara* (H)	W	8- 2
4/10	UC Santa Barbara* (H)	W	6- 1
4/13	Long Beach State* (H)	W	13- 0
4/14	CS Dominguez Hills (A)	W	5- 4
4/16	UC Irvine* (A)	W	6- 5
4/17	UC Irvine* (H)	W	9- 0
4/17	UC Irvine* (H)	W	5- 1
4/20	Loyola Marymount* (H)	W	6- 5
4/21	Azusa Pacific (A)	W	7- 4
4/23	Cal State Los Angeles* (H)	L	6- 9
4/24	Cal State Los Angeles* (A)	W	16- 6
4/24	Cal State Los Angeles* (A)	W	11- 5
4/27	UC Santa Barbara* (H)	W	7- 2
4/30	San Diego* (A)	W	7- 2
5/1	San Diego* (H)	W	11- 3
5/1	San Diego* (H)	W	17- 2
5/5	UC Irvine* (A)	W	11- 5
5/7	Pepperdine* (A)	W	9- 5
5/8	Pepperdine* (H)	W	6- 1
5/8	Pepperdine* (H)	W	3- 1
5/11	Cal State Los Angeles* (H)	W	8- 2
5/12	U.S. Int. University (H)	L	5- 7
5/14	Long Beach State* (H)	W	7- 4
5/15	Long Beach State* (A)	L	3- 6
5/15	Long Beach State* (A)	W	3- 1
5/21	#3 Wichita State (A)	L	6- 10
5/22	#3 Wichita State (A)	L	2- 3
5/23	#3 Wichita State (A)	W	7- 6

NCAA WEST II REGIONAL (1)

5/28	#15 Houston (N)	W	7- 3
5/29	#1 Arizona State (A)	W	10- 9
5/30	#1 Arizona State (A)	W	8- 7

COLLEGE WORLD SERIES (2)

6/4	#3 Wichita State (N)	L	0- 7
6/6	Maine (N)	L	0- 6

* SCBA Conference Game

(1) at Arizona State (Tempe, Ariz.)

(2) at Rosenblatt Stadium (Omaha, Neb.)

1983

(50-21-1) Overall; (22-6, T-1st) SCBA
Head Coach: Augie Garrido

DATE	OPPONENT	RESULT	SCORE
2/4	#15 Stanford (H)	W	9- 5
2/6	#15 Stanford (H)	W	3- 2
2/6	#15 Stanford (H)	W	8- 5
2/10	#20 Arizona (A)	L	11- 19
2/11	#20 Arizona (A)	W	8- 5
2/12	#20 Arizona (A)	W	5- 2
2/14	Cal Poly Pomona (H)	W	10- 6
2/15	USC (A)	W	7- 5
2/16	So. California College (H)	W	3- 2
2/18	St. Mary's (H)	W	13- 3
2/19	St. Mary's (H)	W	5- 0
2/19	St. Mary's (H)	TIE	2- 2
2/21	UC Riverside (H)	W	2- 1
2/23	Cal Poly Pomona (A)	W	8- 3
2/24	UC Riverside (A)	W	10- 4
2/25	#6 Oklahoma State (H)	L	4- 7
3/4	#2 Texas (A)	L	7- 8
3/5	#2 Texas (A)	L	1- 3
3/5	#2 Texas (A)	L	3- 10

3/6	Texas A&M (A)	L	1- 6
3/6	Texas A&M (A)	L	5- 7
3/8	#7 UCLA (H)	W	6- 4
3/9	Chapman (H)	W	8- 2
3/11	Arizona (H)	W	4- 3
3/12	Arizona (H)	W	7- 6
3/13	Arizona (H)	W	7- 3
3/16	Chapman (A)	L	6- 10
3/19	Loyola Marymount* (A)	W	5- 1
3/23	Azusa Pacific (H)	W	6- 5
3/25	Pepperdine* (H)	W	6- 0
3/26	Pepperdine* (A)	L	1- 4
3/26	Pepperdine* (A)	W	2- 1
3/29	BYU+	L	4- 5
3/30	USC+	W	7- 0
3/31	UNLV+	L	7- 8
3/31	BYU+	L	3- 13
4/1	Long Beach State+	W	6- 1
4/2	#10 Fresno State+	W	5- 2
4/5	UC Irvine* (H)	W	2- 0
4/6	La Verne (A)	W	11- 3
4/8	San Diego* (H)	W	11- 1
4/9	San Diego* (A)	W	11- 5
4/12	Cal State Los Angeles* (A)	L	4- 9
4/13	UC San Diego (H)	W	5- 0
4/15	Loyola Marymount* (A)	W	18- 4
4/16	Loyola Marymount* (H)	W	6- 5
4/16	Loyola Marymount* (H)	W	9- 4
4/21	UC Santa Barbara* (H)	W	3- 1
4/23	UC Santa Barbara* (A)	L	8- 9
4/23	UC Santa Barbara* (A)	L	1- 2
4/24	Long Beach State* (A)	L	11- 12
4/26	Pepperdine* (H)	L	5- 7
4/30	UC Irvine* (H)	W	7- 0
5/2	UC Irvine* (A)	W	14- 3
5/2	UC Irvine* (A)	W	7- 4
5/3	San Diego* (H)	W	6- 4
5/4	Azusa Pacific (A)	W	9- 5
5/6	Long Beach State* (A)	W	10- 3
5/7	Long Beach State* (H)	W	5- 3
5/7	Long Beach State* (H)	W	9- 1
5/10	#18 UC Santa Barbara* (H)	W	9- 8
5/13	Cal State Los Angeles* (A)	W	8- 2
5/14	Cal State Los Angeles* (H)	W	3- 0
5/14	Cal State Los Angeles* (H)	W	3- 1
5/15	San Diego* (A)	W	6- 3
5/18	#16 UC Santa Barbara% (N)	L	4- 6
5/20	#5 Miami, Fla. (H)	W	6- 3
5/21	#5 Miami, Fla. (H)	L	0- 3
5/22	#5 Miami, Fla. (H)	W	4- 3

NCAA WEST II REGIONAL (1)

5/27	#13 Fresno State (N)	W	7- 5
5/28	#20 Arizona State (A)	L	0- 8
5/29	#13 Fresno State (N)	L	3- 6

* SCBA Conference Game

+ Best of the West Tournament (at Fresno State)

% SCBA Playoff Game (at Long Beach State)

(1) at Arizona State (Tempe, Ariz.)

1984

(66-20) Overall; (22-6, 1st) SCBA
West II Regional Champions
NCAA National Champions
Head Coach: Augie Garrido

DATE	OPPONENT	RESULT	SCORE
2/3	#10 Stanford (A)	W	5- 4
2/4	#10 Stanford (A)	L	1- 7
2/5	#10 Stanford (A)	W	7- 5
2/7	Cal Poly Pomona (A)	W	12- 3
2/9	St. Mary's (H)	W	7- 1
2/10	Arizona (H)	L	1- 4
2/11	Arizona (H)	L	7- 8
2/11	Arizona (H)	W	5- 1
2/13	Chapman (A)	L	3- 5
2/14	#14 UCLA (H)	L	2- 5
2/16	Arizona (A)	W	4- 1
2/17	Arizona (A)	W	15- 3

ALL-TIME YEARLY GAME-BY-GAME RESULTS

2/18	Arizona (A)	W	13-	6	
2/21	So. California College (H)	W	6-	5	
2/21	Chapman (H)	L	6-	10	
2/22	#14 UCLA (A)	W	16-	1	
2/23	Cal Poly Pomona (H)	W	17-	5	
2/24	Fresno State (H)	W	4-	2	
2/25	Fresno State (H)	W	3-	2	
2/26	Fresno State (H)	W	5-	3	
2/28	#9 USC (A)	W	4-	3	
2/29	UC Riverside (A)	W	9-	4	
3/2	#8 Texas (A)	W	10-	2	
3/2	#8 Texas (A)	L	2-	4	
3/3	#8 Texas (A)	L	3-	8	
3/5	#9 USC (H)	W	2-	1	
3/8	Nebraska (H)	W	9-	7	
3/9	Florida State (H)	W	5-	3	
3/10	Florida State (H)	W	6-	1	
3/11	Florida State (H)	L	4-	10	
3/13	#17 Pepperdine* (A)	W	5-	2	
3/14	UC Riverside (H)	W	10-	1	
3/16	#17 Pepperdine* (A)	L	2-	4	
3/17	#17 Pepperdine* (H)	W	8-	5	
3/17	#17 Pepperdine* (H)	L	4-	5	
3/20	La Verne (A)	W	11-	6	
3/21	Azusa Pacific (H)	W	5-	2	
3/23	UNLV* (A)	W	6-	4	
3/23	UNLV* (A)	W	6-	4	
3/24	UNLV* (A)	L	5-	7	
3/24	UNLV* (A)	W	4-	2	
3/26	UC Riverside+ (A)	L	2-	6	
3/27	#2 San Diego State+ (N)	L	0-	4	
3/27	Washington State+ (N)	L	2-	7	
3/28	Oregon State+ (N)	W	14-	5	
3/29	Seton Hall+ (N)	W	7-	3	
3/30	#15 Oral Roberts+ (N)	W	5-	4	
3/31	#5 BYU+ (N)	W	11-	4	
4/3	#9 UC Santa Barbara* (A)	W	4-	3	
4/4	Azusa Pacific (A)	W	6-	5	
4/6	San Diego* (A)	W	8-	3	
4/7	San Diego* (H)	W	13-	2	
4/7	San Diego* (H)	W	7-	1	
4/10	UC Irvine* (A)	W	13-	5	
4/11	La Verne (H)	W	11-	2	
4/13	Cal Poly SLO (H)	W	3-	0	
4/15	Cal Poly SLO (H)	W	18-	4	
4/20	Loyola Marymount* (H)	W	12-	9	
4/21	Loyola Marymount* (A)	L	3-	7	
4/21	Loyola Marymount* (A)	W	14-	3	
4/24	Long Beach State* (H)	W	6-	1	
4/25	Cal Lutheran (H)	W	16-	0	
4/27	UC Irvine* (A)	W	6-	2	
4/28	UC Irvine* (H)	L	3-	5	
4/28	UC Irvine* (H)	W	3-	0	
5/1	Loyola Marymount* (H)	W	6-	0	
5/4	Long Beach State* (H)	W	12-	4	
5/5	Long Beach State* (A)	W	4-	3	
5/5	Long Beach State* (A)	L	3-	4	
5/8	San Diego* (A)	W	5-	3	
5/11	UC Santa Barbara* (A)	W	14-	8	
5/12	UC Santa Barbara* (H)	W	15-	13	
5/12	UC Santa Barbara* (H)	W	6-	0	
5/19	#19 UNLV (H)	W	9-	3	
5/19	#19 UNLV (H)	W	7-	3	
5/20	#19 UNLV (H)	W	9-	7	
NCAA WEST I REGIONAL (1)					
5/25	#9 USC (N)	W	10-	6	
5/26	#7 San Diego State (N)	W	16-	6	
5/27	#7 San Diego State (N)	L	5-	9	
5/28	#7 San Diego State (N)	W	(12)	8-	7
COLLEGE WORLD SERIES (2)					
6/1	#20 Michigan (N)	W	8-	4	
6/4	#2 Texas (N)	L	4-	6	
6/6	#15 Miami, Fla. (N)	W	13-	5	
6/8	#1 Arizona State (N)	W	6-	1	
6/9	#3 Oklahoma State (N)	W	10-	2	
6/10	#2 Texas (N)	W	3-	1	

* SCBA Conference Game

+ Riverside Baseball Invitational at UC Riverside

(1) at Fresno State (Fresno, Calif.)

(2) at Rosenblatt Stadium (Omaha, Neb.)

1985			
(36-32-1) Overall; (21-9, 1st) PCAA South Head Coach: Augie Garrido			
DATE	OPPONENT	RESULT	SCORE
1/31	#11 Stanford (H)	W	13- 7
2/1	#11 Stanford (H)	L	3- 6
2/4	St. Mary's (H)	W	3- 2
2/8	#3 Arizona State (A)	L	5- 16
2/9	#3 Arizona State (A)	L	3- 7
2/10	#3 Arizona State (A)	W	15- 3
2/12	#21 USC (A)	L	2- 7
2/14	Arizona (H)	W	7- 4
2/15	Arizona (H)	L	2- 5
2/16	Arizona (H)	W	7- 11
2/18	Chapman (A)	W	7- 3
2/19	#18 USC (H)	W	15- 1
2/20	Cal Poly Pomona (H)	L	10- 11
2/22	#20 Cal (A)	W	5- 4
2/23	#20 Cal (A)	W	7- 6
2/24	#20 Cal (A)	L	3- 12
2/26	UCLA (A)	TIE	7- 7
3/1	UC Irvine* (A)	W	10- 3
3/2	UC Irvine* (A)	L	8- 10
3/4	#1 Texas (A)	L	1- 5
3/5	#1 Texas (A)	L	3- 4
3/6	#1 Texas (A)	L	7- 10
3/9	San Jose State* (H)	W	14- 3
3/9	San Jose State* (H)	L	5- 8
3/10	San Jose State* (H)	W	8- 1
3/12	Oklahoma City (H)	W	13- 5
3/13	New Mexico (H)	L	7- 10
3/14	UNLV* (A)	L	4- 5
3/15	UNLV* (A)	W	10- 4
3/15	UNLV* (A)	W	10- 3
3/19	Azusa Pacific (H)	L	2- 6
3/21	Pacific* (H)	W	4- 2
3/22	Pacific* (H)	W	8- 2
3/22	Pacific* (H)	W	4- 0
3/29	Fresno State* (A)	L	1- 3
3/30	Fresno State* (A)	L	7- 15
3/30	Fresno State* (A)	W	9- 4
4/1	Loyola Marymount (H)	L	5- 8
4/3	UCLA (H)	W	5- 4
4/5	USC+ (N)	L	3- 10
4/5	#1 Oklahoma+ (N)	L	2- 6
4/6	#5 Miami, Fla+ (N)	L	3- 6
4/7	#1 Oklahoma+ (N)	W	12- 4
4/10	Azusa Pacific (A)	W	10- 6
4/12	Long Beach State* (H)	W	2- 1
4/13	Long Beach State* (H)	W	10- 7
4/13	Long Beach State* (H)	W	9- 4
4/14	Loyola Marymount (A)	W	3- 2
4/16	#8 Pepperdine (A)	L	3- 6
4/17	So. California College (H)	L	8- 9
4/20	UNLV* (H)	W	4- 2
4/20	UNLV* (H)	W	5- 4
4/21	UNLV* (H)	L	2- 3
4/23	Chapman (H)	W	3- 2
4/24	U.S. Int. University (H)	W	9- 7
4/26	UC Santa Barbara* (A)	L	8- 10
4/27	UC Santa Barbara* (A)	W	21- 1
4/27	UC Santa Barbara* (A)	L	1- 2
4/30	UC Irvine* (A)	W	15- 10
5/1	#5 Pepperdine (H)	L	6- 9
5/3	UC Irvine* (H)	W	14- 12
5/4	UC Irvine* (H)	L	11- 15
5/4	UC Irvine* (H)	W	10- 1
5/7	U.S. Int. University (H)	L	7- 8
5/10	Long Beach State* (A)	W	10- 5
5/11	Long Beach State* (A)	W	12- 3
5/11	Long Beach State* (A)	W	6- 5
PCAA CHAMPIONSHIP SERIES (1)			
5/17	#18 Fresno State (A)	L	7- 9
5/18	#18 Fresno State (A)	L	6- 14

* PCAA Conference Game

+ Sooner Shootout (at Oklahoma City, Okla.)

(1) at Fresno State (Fresno, Calif.)

1986			
(36-21) Overall; (12-9, T-3rd) PCAA Head Coach: Augie Garrido			
DATE	OPPONENT	RESULT	SCORE
2/4	St. Mary's (H)	W	11- 1
2/5	UCLA (H)	L	3- 4
2/7	Cal Poly Pomona (A)	W	5- 4
2/8	Cal Poly Pomona (H)	W	8- 2
2/11	San Diego State (H)	W	10- 2
2/13	#3 Arizona (A)	W	10- 7
2/14	#3 Arizona (A)	L	6- 8
2/15	#3 Arizona (A)	W	9- 6
2/21	#6 Cal (H)	W	8- 1
2/22	#6 Cal (H)	L	5- 6
2/23	#6 Cal (H)	W	14- 8
2/25	Chapman (A)	W	10- 6
2/28	#1 Texas (A)	L	0- 6
3/1	#1 Texas (A)	L	7- 9
3/2	#1 Texas (A)	L	2- 5
3/4	#17 Loyola Marymount (H)	L	1- 2
3/7	New Mexico (H)	W	18- 4
3/9	New Mexico (H)	W	17- 1
3/9	New Mexico (H)	W	9- 3
3/14	Gonzaga (H)	W	9- 2
3/14	Gonzaga (H)	L	4- 5
3/15	Gonzaga (H)	W	2- 1
3/17	Nevada+	W	8- 3
3/18	Stetson+	W	12- 4
3/19	#22 BYU+	L	4- 13
3/20	Fresno State+	W	13- 6
3/21	Washington State+	W	3- 2
3/22	#22 BYU+	W	5- 3
3/25	San Diego State (A)	W	3- 2
3/28	Long Beach State* (A)	W	7- 1
3/29	Long Beach State* (A)	W	11- 5
3/30	Long Beach State* (A)	W	15- 2
4/1	Chapman (H)	L	0- 8
4/2	#22 USC (A)	W	6- 0
4/4	#19 UNLV* (H)	L	3- 7
4/5	#19 UNLV* (H)	L	6- 10
4/6	#19 UNLV* (H)	L	4- 7
4/11	UC Irvine* (H)	W	9- 0
4/12	UC Irvine* (H)	W	8- 3
4/13	UC Irvine* (H)	L	5- 9
4/15	U.S. Int. University (H)	W	6- 2
4/15	U.S. Int. University (H)	W	3- 1
4/18	Fresno State* (H)	L	4- 8
4/19	Fresno State* (H)	L	4- 13
4/20	Fresno State* (H)	W	8- 1
4/22	#3 Loyola Marymount (A)	L	6- 10
4/25	San Jose State* (A)	W	7- 1
4/26	San Jose State* (A)	W	10- 3
4/27	San Jose State* (A)	W	12- 5
4/30	USC (H)	W	16- 4
5/2	Pacific* (A)	W	9- 3
5/4	Pacific* (A)	W	6- 2
5/4	Pacific* (A)	W	9- 3
5/7	#6 UCLA (A)	L	5- 6
5/9	#14 UC Santa Barbara* (H)	L	8- 15
5/10	#14 UC Santa Barbara* (H)	L	13- 14
5/11	#14 UC Santa Barbara* (H)	L	6- 10

* PCAA Conference Game

+ Best of the West Tournament (Fresno, Calif.)

1987			
(44-17) Overall; (18-3, 1st) PCAA Head Coach: Augie Garrido			
DATE	OPPONENT	RESULT	SCORE
2/5	St. Mary's (H)	L	0- 1
2/6	#5 Stanford (H)	L (11)	5- 6
2/7	#5 Stanford (H)	W	7- 4
2/8	#5 Stanford (H)	L	1- 11
2/10	#8 Pepperdine (A)	L	4- 5
2/12	#15 Arizona (H)	L	4- 7
2/14	#15 Arizona (H)	W	(10) 7- 6
2/14	#15 Arizona (H)	W	(9) 5- 4

ALL-TIME YEARLY GAME-BY-GAME RESULTS

2/16	Cal Poly SLO (H)	W	7- 6
2/18	Cal Poly Pomona (A)	L	4- 6
2/20	Cal (A)	L	5- 9
2/21	Cal (A)	W	9- 3
2/22	Cal (A)	W	9- 7
2/25	Chapman (A)	W	13- 2
2/28	CS Dominguez Hills (H)	L	5- 6
3/1	Grand Canyon (H)	W	16- 2
3/3	#7 Pepperdine (H)	W	3- 2
3/4	U.S. Int. University (A)	W	13- 4
3/7	Cal Poly Pomona (H)	W	4- 1
3/8	U.S. Int. University (H)	L	10- 11
3/8	U.S. Int. University (H)	W (8)	6- 5
3/10	San Diego State (A)	W	10- 1
3/11	Chapman (H)	W	11- 5
3/12	Texas Christian (H)	W	4- 1
3/13	Texas Christian (H)	W	4- 1
3/14	Texas Christian (H)	W (10)	3- 2
3/17	San Diego (A)	L	1- 6
3/20	Washington (H)	W	15- 7
3/22	Washington (H)	W	6- 1
3/27	#13 UC Santa Barbara* (A)	L	5- 6
3/28	#13 UC Santa Barbara* (A)	W	7- 6
3/29	#13 UC Santa Barbara* (A)	W	5- 2
3/31	Loyola Marymount (A)	W	5- 4
4/1	#5 UCLA (H)	L	5- 8
4/3	Long Beach State* (H)	W	7- 0
4/4	Long Beach State* (H)	W	9- 0
4/5	Long Beach State* (H)	W	7- 2
4/7	San Diego (H)	W (11)	3- 2
4/10	UNLV* (A)	W	24- 10
4/11	UNLV* (A)	W	15- 10
4/12	UNLV* (A)	W	7- 3
4/16	UC Irvine* (A)	W	6- 4
4/17	UC Irvine* (A)	W	3- 2
4/18	UC Irvine* (A)	W	14- 2
4/21	USC (H)	W	8- 0
4/22	#6 UCLA (A)	L	12- 16
4/24	Fresno State* (A)	W (10)	4- 3
4/25	Fresno State* (A)	L	9- 11
4/26	Fresno State* (A)	W	3- 2
4/28	USC (A)	W	4- 1
5/1	San Jose State* (H)	W	6- 2
5/2	San Jose State* (H)	W	13- 3
5/3	San Jose State* (H)	W	6- 5
5/8	Pacific* (H)	W	13- 4
5/9	Pacific* (H)	W	12- 2
5/10	Pacific* (H)	L	3- 4
5/16	#15 UCLA (H)	W	4- 0

NCAA SOUTH II REGIONAL (1)

5/21	Southern (N)	L	0- 1
5/22	Tulane (N)	W	4- 0
5/23	#25 Louisiana Tech (N)	W	11- 0
5/24	#22 LSU (N)	L	3- 7

* PCAA Conference Game

(1) at New Orleans (New Orleans, La.)

1988

(43-18) Overall; (12-8, 3rd) PCAA
South Regional Champions
Head Coach: Larry Cochell

DATE	OPPONENT	RESULT	SCORE
1/26	Cal Poly Pomona (H)	W	5- 1
1/28	Chapman (H)	L	1- 8
1/29	Chapman (A)	W	5- 0
1/30	Chapman (H)	L	7- 10
2/3	USC (A)	L	3- 7
2/5	#2 Stanford (A)	W	5- 1
2/6	#2 Stanford (A)	L	4- 9
2/7	#2 Stanford (A)	W	6- 5
2/11	Arizona (A)	L	9- 14
2/12	Arizona (A)	W	22- 5
2/13	Arizona (A)	L	6- 13
2/17	Cal State Northridge (H)	W	13- 0
2/20	Master's College (H)	W	22- 4
2/23	Pepperdine (H)	W	2- 0
2/26	U.S. Int. University (H)	W	7- 0
2/27	U.S. Int. University (H)	W (7)	5- 1

2/27	U.S. Int. University (H)	W	15- 8
3/2	#18 UCLA (A)	W	12- 6
3/4	Portland (H)	L	2- 4
3/5	Portland (H)	W	10- 6
3/6	Portland (H)	W	5- 3
3/9	San Diego (H)	W	9- 2
3/11	#18 Washington State (H)	W	7- 1
3/12	#18 Washington State (H)	L	6- 7
3/13	#7 Loyola Marymount (H)	W	3- 0
3/15	Pepperdine (A)	W	12- 3
3/18	Pacific* (A)	W	5- 0
3/19	Pacific* (A)	W (12)	15- 8
3/20	Pacific* (A)	L (14)	6- 7
3/25	#12 LSU+ (N)	W	7- 2
3/26	#11 New Orleans+ (N)	W	14- 3
3/27	Tulane+ (N)	W	8- 4
4/1	UC Santa Barbara* (H)	L	6- 7
4/2	UC Santa Barbara* (H)	W	8- 5
4/3	UC Santa Barbara* (H)	W	8- 0
4/8	Long Beach State* (A)	W	9- 2
4/9	Long Beach State* (A)	W	13- 3
4/10	Long Beach State* (A)	W	13- 2
4/13	U.S. Int. University (A)	W	9- 6
4/15	#20 UNLV* (H)	W	4- 2
4/16	#20 UNLV* (H)	L (10)	2- 3
4/17	#20 UNLV* (H)	W (10)	6- 5
4/22	UC Irvine* (H)	W	11- 7
4/23	UC Irvine* (H)	W (10)	6- 5
4/24	UC Irvine* (H)	W	4- 1
4/26	Cal State Los Angeles (H)	W	10- 7
4/29	#2 Fresno State* (H)	L	2- 3
4/30	#2 Fresno State* (H)	L	3- 5
5/1	#2 Fresno State* (H)	L	8- 15
5/4	UCLA (H)	W	4- 3
5/8	San Jose State* (A)	L	4- 5
5/8	San Jose State* (A)	L	2- 11
5/11	#21 USC (H)	W	8- 4

NCAA SOUTH REGIONAL (1)

5/27	Missouri (N)	W	6- 3
5/28	#10 Mississippi State (A)	W	5- 1
5/29	#10 Mississippi State (A)	W (12)	5- 3
5/30	#7 Texas A&M (N)	W	6- 3

COLLEGE WORLD SERIES (2)

6/4	#4 Miami, Fla. (N)	W	9- 3
6/6	#7 Stanford (N)	W	5- 3
6/9	#7 Stanford (N)	L	1- 4
6/10	#7 Stanford (N)	L	5- 9

* PCAA Conference Game

+ Busch Challenge II, New Orleans (Superdome)

(1) at Mississippi State (Starkville, Miss.)

(2) at Rosenblatt Stadium (Omaha, Neb.)

1989

(30-27) Overall; (10-11, 5th) PCAA
Head Coach: Larry Cochell

DATE	OPPONENT	RESULT	SCORE
1/31	Chapman (H)	W	6- 3
2/7	#18 USC (A)	L	0- 2
2/10	#12 Stanford (H)	W	3- 2
2/11	#12 Stanford (H)	W	5- 2
2/12	#12 Stanford (H)	L	8- 11
2/16	#2 Arizona (H)	W	7- 3
2/17	#2 Arizona (H)	L	6- 7
2/18	#2 Arizona (H)	W	7- 5
2/21	Cal Poly Pomona (H)	L	7- 8
2/23	Loyola Marymount (A)	W	7- 6
2/25	Master's College (H)	W	17- 5
2/27	San Diego (A)	W	4- 1
2/28	Loyola Marymount (H)	W	7- 5
3/3	Portland (H)	W	19- 5
3/4	#5 Cal (H)	L	4- 6
3/5	#5 Cal (H)	L	4- 5
3/7	Pepperdine (A)	W	7- 2
3/10	U.S. Int. University (H)	W	5- 4
3/11	U.S. Int. University (H)	W	10- 2
3/14	San Diego State (H)	W	2- 1
3/15	San Diego State (A)	W	1- 0

3/18	Gonzaga (H)	W	12- 4
3/19	Gonzaga (H)	W	7- 3
3/21	Chapman (A)	L	1- 7
3/24	#19 Florida State (A)	L (11)	5- 6
3/25	#19 Florida State (A)	W	9- 4
3/26	#19 Florida State (A)	L	0- 10
3/27	South Alabama (A)	L	3- 6
3/28	South Alabama (A)	W	5- 3
3/31	Pacific* (H)	W	2- 0
4/1	Pacific* (H)	W	10- 2
4/2	Pacific* (H)	L (10)	2- 3
4/4	UCLA (A)	L	3- 4
4/7	UC Santa Barbara* (A)	W	5- 4
4/8	UC Santa Barbara* (A)	W	19- 4
4/9	UC Santa Barbara* (A)	L	11- 14
4/11	U.S. Int. University (A)	L	6- 7
4/12	Cal State Los Angeles (H)	W	8- 5
4/14	#22 UNLV* (A)	W	24- 7
4/15	#22 UNLV* (A)	L	6- 16
4/16	#22 UNLV* (A)	L	6- 11
4/18	#17 USC (H)	L (11)	8- 9
4/21	#18 San Jose State* (H)	L	6- 7
4/22	#18 San Jose State* (H)	W	8- 6
4/23	#18 San Jose State* (H)	W	7- 6
4/25	Pepperdine (H)	L	6- 14
4/28	UC Irvine* (A)	L	3- 5
4/29	UC Irvine* (A)	W	11- 5
4/30	UC Irvine* (A)	W	12- 6
5/2	UCLA (H)	L (12)	6- 9
5/5	#9 Long Beach State* (H)	L	6- 7
5/6	#9 Long Beach State* (H)	L	1- 4
5/7	#9 Long Beach State* (H)	W	7- 4
5/9	UC Riverside (H)	L	5- 9
5/12	#12 Fresno State* (A)	L (11)	5- 6
5/13	#12 Fresno State* (A)	L	6- 7
5/14	#12 Fresno State* (A)	L	8- 9

* Big West Conference Game

1990

(36-23) Overall; (13-5, 1st) Big West
Central Regional Champions
Head Coach: Larry Cochell

DATE	OPPONENT	RESULT	SCORE
1/30	Cal Poly Pomona (H)	W	6- 1
2/2	#4 Stanford (A)	L	1- 8
2/3	#4 Stanford (A)	L	0- 1
2/4	#4 Stanford (A)	L	7- 8
2/8	#22 Arizona (A)	W	10- 3
2/9	#22 Arizona (A)	W	6- 1
2/10	#22 Arizona (A)	L	8- 9
2/13	U.S. Int. University (H)	W	10- 3
2/14	#23 Pepperdine (H)	W	13- 3
2/16	Rice (H)	W	7- 1
2/20	#14 Loyola Marymount (A)	L	10- 12
2/23	U.S. Int. University (H)	W	12- 3
2/24	U.S. Int. University (A)	W	10- 5
3/6	#14 UCLA (A)	L	4- 12
3/9	U.S. Int. University (A)	L (10)	2- 3
3/11	#15 Loyola Marymount (H)	W (10)	9- 8
3/13	Wyoming (H)	L	7- 8
3/14	UC Riverside (A)	L	4- 5
3/16	U.S. Int. University (H)	W	11- 2
3/17	Wisconsin (H)	W	7- 2
3/18	Wisconsin (H)	W	4- 0
3/19	Wisconsin (H)	W	16- 1
3/22	#11 Illinois (H)	L	4- 10
3/23	Cal (H)	W (10)	5- 4
3/24	Cal (H)	L	9- 13
3/25	Cal (H)	L	2- 6
3/27	San Diego (H)	W	9- 4
3/30	UC Irvine* (H)	L	0- 4
3/31	UC Irvine* (H)	W	4- 2
4/1	UC Irvine* (H)	W	6- 1
4/3	Chapman (A)	L	1- 4
4/5	Cal State Los Angeles (H)	W	9- 6
4/6	Pepperdine (A)	L	1- 6
4/10	#4 USC (H)	L	5- 6
4/12	#18 Fresno State* (H)	W	6- 3
4/13	#18 Fresno State* (H)	W	5- 2

ALL-TIME YEARLY GAME-BY-GAME RESULTS

4/14	#18 Fresno State• (H)	W	15-	4
4/17	Chapman (H)	W	4-	3
4/20	#20 UNLV• (H)	W	9-	2
4/21	#20 UNLV• (H)	W	5-	1
4/22	#20 UNLV• (H)	W	6-	1
4/24	#6 USC (A)	L	4-	5
4/27	Long Beach State• (A)	L	3-	4
4/28	Long Beach State• (A)	L	6-	9
4/29	Long Beach State• (A)	W	5-	1
5/2	U.S. Int. University (A)	W	8-	2
5/4	UC Santa Barbara• (H)	W	5-	4
5/5	UC Santa Barbara• (H)	L	13-	14
5/6	UC Santa Barbara• (H)	W	15-	4
5/8	#17 UCLA (H)	W	10-	9
5/11	San Jose State• (A)	W	10-	3
5/12	San Jose State• (A)	W	11-	5
5/13	San Jose State• (A)	L	5-	11

NCAA CENTRAL REGIONAL (1)

5/25	Old Dominion (N)	W	16-	3
5/26	#23 Creighton (N)	W	6-	3
5/27	#5 Texas (A)	W	5-	2
5/28	#5 Texas (A)	W	3-	0

COLLEGE WORLD SERIES (2)

6/2	#3 Oklahoma State (N)	L	4-	14
6/4	#20 The Citadel (N)	L (12)	7-	8

• Big West Conference Game

(1) at Texas (Austin, Texas)
(2) at Rosenblatt Stadium (Omaha, Neb.)

1991

(34-22) Overall; (15-6, T-1st) Big West
Head Coach: Augie Garrido

DATE	OPPONENT	RESULT	SCORE
1/29	Cal Poly Pomona (H)	W	7- 2
2/1	#3 Stanford (H)	L	2- 5
2/2	#3 Stanford (H)	L	0- 2
2/3	#3 Stanford (H)	L	4- 12
2/5	#11 USC (A)	L	4- 7
2/7	#23 Arizona (H)	L	1- 15
2/8	#23 Arizona (H)	W	7- 2
2/9	#23 Arizona (H)	W	5- 4
2/12	#13 Loyola Marymount (A)	L	6- 9
2/15	#23 Cal State Northridge (H)	L	3- 4
2/16	#23 Cal State Northridge (H)	L	0- 7
2/17	#23 Cal State Northridge (A)	L (11)	4- 5
2/19	Cal State Los Angeles (H)	W	12- 1
2/23	Rice (A)	W (7)	8- 3
2/23	Rice (A)	L	4- 6
2/24	Rice (A)	W	7- 2
3/1	Jacksonville (A)	W	25- 5
3/3	Jacksonville (A)	L	5- 16
3/5	#6 USC (H)	W	5- 4
3/8	Iowa State (H)	W	8- 3
3/9	Iowa State (H)	W	6- 3
3/10	Portland (H)	W	16- 7
3/12	Chapman (A)	W	6- 3
3/14	UCLA (A)	L	8- 9
3/15	Cal (A)	W	8- 4
3/16	Cal (A)	W	12- 5
3/22	Cal Lutheran (H)	W	20- 3
3/28	UC Irvine• (A)	L (13)	7- 8
3/29	UC Irvine• (A)	W	12- 0
3/30	UC Irvine• (A)	W	22- 12
4/2	#8 Pepperdine (H)	L	3- 4
4/3	#8 Pepperdine (A)	L	2- 3
4/5	Pacific• (H)	W	3- 1
4/6	Pacific• (H)	W	13- 2
4/7	Pacific• (H)	W	12- 7
4/9	San Diego (A)	W	17- 0
4/12	Fresno State• (A)	L	0- 1
4/13	Fresno State• (A)	L	4- 6
4/14	Fresno State• (A)	W	20- 5
4/16	Chapman (H)	W	9- 8
4/19	UNLV• (A)	L	5- 10
4/20	UNLV• (A)	W	5- 3
4/21	UNLV• (A)	L	6- 7
4/24	UCLA (H)	L	4- 7

4/26	#3 Long Beach State• (H)	W	3-	2
4/27	#3 Long Beach State• (H)	W	3-	2
4/28	#3 Long Beach State• (H)	W	12-	9
4/30	Loyola Marymount (H)	L	4-	6
5/1	U.S. Int. University (H)	W	12-	5
5/3	UC Santa Barbara• (A)	W	8-	4
5/4	UC Santa Barbara• (A)	W	14-	7
5/5	UC Santa Barbara• (A)	W	14-	6
5/8	U.S. Int. University (A)	W	17-	8
5/10	San Jose State• (H)	W	2-	1
5/11	San Jose State• (H)	L	3-	4
5/12	San Jose State• (H)	W	7-	2

• Big West Conference Game

1992

(46-17) Overall; (17-7, 2nd) Big West
South I Regional Champions
Head Coach: Augie Garrido

DATE	OPPONENT	RESULT	SCORE
2/4	UCLA (H)	L (7)	2- 3
2/8	#10 Stanford (A)	L	2- 4
2/8	#10 Stanford (A)	W	8- 3
2/9	#10 Stanford (A)	W	3- 1
2/14	Loyola Marymount (A)	W	13- 2
2/17	Cal State Northridge (H)	W	5- 2
2/18	San Diego (H)	W (10)	4- 3
2/20	#14 Arizona (A)	L	15- 19
2/21	#14 Arizona (A)	W	22- 6
2/22	#14 Arizona (A)	W	16- 5
2/25	Chapman (H)	L	4- 6
2/28	Illinois (H)	W	12- 5
2/29	Illinois (H)	W	12- 6
3/1	Illinois (H)	W	7- 4
3/4	Chapman (H)	W	10- 3
3/6	Southern Utah (H)	W	7- 0
3/7	Southern Utah (H)	W	11- 2
3/8	Southern Utah (H)	W (8)	19- 0
3/10	USC (H)	L	6- 10
3/13	UC Santa Barbara• (H)	L (11)	3- 4
3/14	UC Santa Barbara• (H)	W	6- 2
3/15	UC Santa Barbara• (H)	W	7- 5
3/17	Hartford (H)	W	24- 4
3/20	New Mexico State• (A)	W	16- 6
3/21	New Mexico State• (A)	W	16- 7
3/22	New Mexico State• (A)	L	8- 10
3/24	Ohio State (H)	W	6- 4
3/25	#19 Cal State Northridge (A)	L	4- 10
3/27	Pacific• (A)	W	4- 0
3/28	Pacific• (A)	W	22- 6
3/29	Pacific• (A)	L	2- 3
4/1	Cal Poly Pomona (H)	W	4- 3
4/3	Fresno State• (H)	W	2- 1
4/4	Fresno State• (H)	W	12- 3
4/5	Fresno State• (H)	L (12)	6- 7
4/8	USC (A)	L	3- 4
4/10	UNLV• (H)	W	8- 1
4/11	UNLV• (H)	W	9- 6
4/12	UNLV• (H)	W	8- 4
4/16	Loyola Marymount (A)	L	2- 8
4/18	Loyola Marymount (H)	W	8- 2
4/18	Loyola Marymount (H)	W	11- 3
4/24	#15 Long Beach State• (A)	W	6- 3
4/25	#15 Long Beach State• (A)	W	22- 9
4/26	#15 Long Beach State• (A)	L	6- 10
4/29	Chapman (H)	W	10- 4
5/1	UC Irvine• (H)	L	6- 8
5/2	UC Irvine• (H)	W	6- 5
5/4	UC Irvine• (H)	W	8- 2
5/6	#21 UCLA (A)	W	10- 5
5/8	San Jose State• (A)	W	10- 0
5/9	San Jose State• (A)	L	2- 8
5/10	San Jose State• (A)	W	8- 3

NCAA SOUTH I REGIONAL (1)

5/21	Ohio State (N)	W	3-	2
5/22	Tulane (N)	W	8-	0
5/23	#3 LSU (A)	W	11-	0
5/24	Ohio State (N)	W	13-	1

COLLEGE WORLD SERIES (2)

5/29	#9 Florida State (N)	W	7-	2
5/31	#1 Miami, Fla. (N)	L	3-	4
6/2	#9 Florida State (N)	W	6-	0
6/3	#1 Miami, Fla. (N)	W	7-	5
6/5	#1 Miami, Fla. (N)	W	8-	1
6/6	#3 Pepperdine (N)	L	2-	3

• Big West Conference Game

(1) at LSU (Baton Rouge, La.)
(2) at Rosenblatt Stadium (Omaha, Neb.)

1993

(35-19) Overall; (16-5, 2nd) Big West
Head Coach: Augie Garrido

DATE	OPPONENT	RESULT	SCORE
2/5	#12 Stanford (H)	L	3- 4
2/6	#12 Stanford (H)	W (10)	6- 4
2/7	#12 Stanford (H)	W	7- 5
2/12	#5 Texas (A)	L	11- 13
2/13	#5 Texas (A)	W	7- 5
2/14	#5 Texas (A)	L	1- 5
2/17	Loyola Marymount (A)	W	12- 4
2/26	#23 Florida State (A)	L	2- 3
2/27	#23 Florida State (A)	W	6- 2
2/28	#23 Florida State (A)	W	13- 6
3/2	San Diego (H)	W	7- 5
3/5	#1 Georgia Tech+	L	6- 7
3/6	Minnesota+	L	3- 11
3/7	Arkansas+	W	6- 5
3/10	#20 Pepperdine (H)	L	3- 13
3/12	UC Santa Barbara• (A)	W (10)	4- 3
3/13	UC Santa Barbara• (A)	W	7- 3
3/14	UC Santa Barbara• (A)	W	19- 1
3/17	#23 CS Northridge (H)	W	12- 4
3/19	New Mexico State• (H)	W	16- 8
3/20	New Mexico State• (H)	W (11)	6- 5
3/21	New Mexico State• (H)	W	6- 5
3/23	#11 USC (A)	W	9- 3
3/27	Pacific• (H)	W	8- 1
3/27	Pacific• (H)	W	8- 3
3/28	Pacific• (H)	W	6- 2
3/30	San Diego (A)	W	8- 7
4/2	Nevada• (A)	W	10- 1
4/3	Nevada• (A)	W	16- 4
4/4	Nevada• (A)	L	1- 11
4/6	Pepperdine (A)	L	1- 5
4/8	UNLV• (A)	W	5- 3
4/9	UNLV• (A)	W	22- 4
4/10	UNLV• (A)	W	13- 9
4/13	Loyola Marymount (H)	W	14- 8
4/16	#24 Long Beach State• (H)	L	6- 13
4/17	#24 Long Beach State• (H)	L	1- 4
4/18	#24 Long Beach State• (H)	L	3- 4
4/20	#21 USC (H)	W	8- 7
4/23	Chapman (H)	W	12- 1
4/25	Grand Canyon (H)	W	12- 5
4/28	#21 UCLA (A)	W	7- 6
4/30	#9 Arizona (A)	L	9- 11
5/1	#9 Arizona (A)	L (13)	12- 13
5/2	#9 Arizona (A)	W	11- 9
5/5	#23 Cal State Northridge (A)	L	3- 7
5/7	San Jose State• (H)	W	12- 1
5/8	San Jose State• (H)	W	7- 1
5/9	San Jose State• (H)	L	3- 5
5/11	#25 UCLA (H)	L (15)	9- 12

NCAA CENTRAL II REGIONAL (1)

5/28	Maine (N)	W	11-	5
5/29	#25 USC (N)	L	2-	5
5/30	McNeese State (N)	W	2-	0
5/30	#25 USC (N)	L	2-	5

• Big West Conference Game

+ at Oscar Mayer Classic, (Metrodome, Minneapolis, Minn.)
(1) at Texas (Austin, Texas)

ALL-TIME YEARLY GAME-BY-GAME RESULTS

1994

(47-16) Overall; (15-5, T-1st) Big West
Midwest I Regional Champions
Head Coach: Augie Garrido

DATE	OPPONENT	RESULT	SCORE
1/28	#12 Stanford (A)	W	12- 2
1/29	#12 Stanford (A)	L	6- 7
1/30	#12 Stanford (A)	W (11)	8- 7
2/1	UC Riverside (H)	W	12- 1
2/5	Arizona (H)	W	9- 0
2/5	Arizona (H)	W	6- 3
2/6	Arizona (H)	W	5- 2
2/8	Loyola Marymount (A)	W	15- 8
2/11	#9 Texas (A)	W	5- 0
2/12	#9 Texas (A)	W	11- 6
2/13	#9 Texas (A)	W	18- 14
2/19	Cal State Northridge (A)	W	1- 0
2/21	Cal State Northridge (H)	W	10- 5
2/22	UC Riverside (A)	L	6- 7
2/25	San Diego+ (H)	W	6- 4
2/26	Oklahoma+ (H)	W	4- 1
2/27	#1 Georgia Tech+ (H)	W	2- 0
3/2	Fresno State (A)	L	2- 5
3/9	Pepperdine (A)	L	2- 3
3/11	Grand Canyon (H)	W	6- 2
3/12	Grand Canyon (H)	W	13- 2
3/13	Grand Canyon (H)	W	12- 6
3/16	Pepperdine (H)	L	1- 2
3/18	UCLA (A)	W	13- 3
3/22	#6 Wichita State (H)	W	3- 2
3/23	#6 Wichita State (H)	W (13)	5- 4
3/25	San Jose State+ (A)	W (10)	7- 3
3/26	San Jose State+ (A)	W	8- 5
3/27	San Jose State+ (A)	W	6- 3
4/2	UC Santa Barbara+ (H)	W	11- 0
4/2	UC Santa Barbara+ (H)	L	2- 4
4/3	UC Santa Barbara+ (H)	W	9- 4
4/8	#15 Long Beach State+ (A)	W	9- 1
4/9	#15 Long Beach State+ (A)	L	2- 10
4/10	#15 Long Beach State+ (A)	L	2- 4
4/12	Loyola Marymount (H)	W	7- 5
4/15	UNLV+ (H)	W	16- 1
4/16	UNLV+ (H)	W	20- 1
4/17	UNLV+ (H)	W	3- 0
4/20	UCLA (H)	W	8- 6
4/22	Pacific+ (A)	W	4- 0
4/23	Pacific+ (A)	W	4- 1
4/29	#15 Nevada+ (H)	L	2- 5
4/30	#15 Nevada+ (H)	L	2- 7
5/1	#15 Nevada+ (H)	W	8- 0
5/4	Cal State Northridge (H)	W	13- 1
5/6	New Mexico State+ (A)	W	15- 11
5/7	New Mexico State+ (A)	W	23- 10
5/8	New Mexico State+ (A)	W	15- 5
5/10	Fresno State (H)	L	6- 12
5/11	UCLA (H)	W	10- 2
5/13	#6 USC (A)	L	3- 4
5/14	#6 USC (H)	W	11- 3
5/15	#6 USC (A)	L	1- 4

NCAA MIDWEST I REGIONAL (1)

5/27	Northwestern State (N)	W	11- 3
5/28	#20 Texas Christian (N)	W	4- 1
5/29	#3 Oklahoma State (A)	L	11- 13
5/30	#24 Memphis (N)	W	12- 5
5/30	#3 Oklahoma State (A)	W (10)	6- 5

COLLEGE WORLD SERIES (2)

6/3	#1 Georgia Tech (N)	L	0- 2
6/5	#9 LSU (N)	W	20- 6
6/7	#5 Florida State (N)	W	10- 3
6/8	#1 Georgia Tech (N)	L (12)	2- 3

• Big West Conference Game

+ Anaheim Hilton & Towers Classic, Fullerton
(1) at Oklahoma State (Stillwater, Okla.)
(2) at Rosenblatt Stadium (Omaha, Neb.)

1995

(57-9) Overall; (18-3, 1st) Big West
South Regional Champions
NCAA National Champions
Head Coach: Augie Garrido

DATE	OPPONENT	RESULT	SCORE
1/31	Cal Poly Pomona (H)	W	7- 1
2/3	#1 Stanford (H)	W	11- 9
2/4	#1 Stanford (H)	L	10- 11
2/5	#1 Stanford (H)	W	5- 3
2/7	UCLA (A)	W	6- 2
2/9	Arizona (A)	W	10- 2
2/10	Arizona (A)	W	10- 2
2/12	Arizona (A)	W	6- 1
2/15	San Diego (H)	W	3- 2
2/17	#17 Fresno State (A)	L	3- 6
2/18	#17 Fresno State (A)	W	4- 3
2/19	#17 Fresno State (A)	W	7- 3
2/21	#2 USC (H)	W	10- 9
2/24	#24 Pepperdine+ (H)	W	7- 3
2/25	Notre Dame+ (H)	W	20- 3
2/26	#5 Texas+ (H)	W	14- 6
3/1	Cal State Northridge (H)	W	5- 3
3/3	#6 Texas (A)	L	1- 2
3/4	#6 Texas (A)	W	17- 3
3/5	#6 Texas (A)	W	6- 4
3/8	Pepperdine (A)	W	6- 3
3/10	Gonzaga (H)	W	8- 6
3/12	Gonzaga (H)	W	7- 2
3/15	Loyola Marymount (A)	W	18- 1
3/18	Cal Poly SLO (H)	W	8- 3
3/19	Cal Poly SLO (H)	W	12- 3
3/20	Cal Poly SLO (H)	W	15- 1
3/24	San Jose State+ (H)	W	11- 1
3/25	San Jose State+ (H)	W	17- 1
3/26	San Jose State+ (H)	L	3- 6
3/28	#19 USC (A)	L	4- 7
3/31	UC Santa Barbara+ (A)	W	9- 6
4/1	UC Santa Barbara+ (A)	W (10)	10- 8
4/2	UC Santa Barbara+ (A)	W	7- 5
4/5	Loyola Marymount (H)	W	14- 5
4/7	#22 Long Beach St.+ (H)	L	1- 8
4/8	#22 Long Beach St.+ (H)	W (12)	6- 5
4/9	#22 Long Beach St.+ (H)	W	5- 4
4/13	UNLV+ (A)	W	8- 7
4/14	UNLV+ (A)	W	9- 4
4/15	UNLV+ (A)	W	18- 4
4/19	Pepperdine (H)	W	6- 5
4/21	Pacific+ (H)	W	2- 1
4/22	Pacific+ (H)	W	9- 5
4/23	Pacific+ (H)	W	5- 0
4/25	#7 Wichita State (A)	L	7- 8
4/26	#7 Wichita State (A)	L	3- 4
4/28	#21 Nevada+ (A)	L	8- 10
4/29	#21 Nevada+ (A)	W	5- 4
4/30	#21 Nevada+ (A)	W	9- 5
5/3	Cal State Northridge (A)	W	12- 11
5/5	New Mexico State+ (H)	W	4- 1
5/6	New Mexico State+ (H)	W	25- 7
5/7	New Mexico State+ (H)	W	7- 0
5/9	San Diego (A)	W	5- 1

BIG WEST CONFERENCE TOURNAMENT (1)

5/12	UNLV (N)	W	12- 1
5/13	Nevada (N)	W	6- 4
5/14	#22 Long Beach State (A)	W	8- 4

NCAA SOUTH REGIONAL (2)

5/25	Northeast Louisiana (N)	W	7- 6
5/26	#25 James Madison (N)	W	9- 1
5/27	#17 Rice (N)	W	17- 7
5/28	#17 Rice (N)	W	8- 7

COLLEGE WORLD SERIES (3)

6/3	#10 Stanford (N)	W	6- 5
6/5	#6 Tennessee (N)	W	11- 1
6/8	#6 Tennessee (N)	W	11- 0
6/10	#2 USC (N)	W	11- 5

• Big West Conference game

+ Anaheim Hilton & Towers Classic, Fullerton

^ Game was suspended due to high winds on 4/13, and resumed in the sixth inning on 4/14

(1) at Blair Field (Long Beach, Calif.)

(2) at LSU (Baton Rouge, La.)

(3) at Rosenblatt Stadium (Omaha, Neb.)

1996

(45-16) Overall; (13-8, 4th) Big West
Head Coach: Augie Garrido

DATE	OPPONENT	RESULT	SCORE
2/2	#2 Stanford (A)	L	0- 5
2/3	#2 Stanford (A)	W	7- 0
2/7	Pepperdine (A)	W	5- 4
2/9	Fresno State (H)	W	17- 2
2/10	Fresno State (H)	W	5- 3
2/11	Fresno State (H)	W	6- 5
2/14	#9 UCLA (A)	W	14- 7
2/16	Arizona (H)	W	6- 2
2/17	Arizona (H)	W	9- 5
2/18	Arizona (H)	W	9- 8
2/23	#14 Florida State+ (H)	W	3- 1
2/24	#13 Oklahoma+ (H)	W	11- 5
2/25	#10 USC+ (H)	W	17- 4
3/1	Texas (A)	W	1- 0
3/2	Texas (A)	W	13- 3
3/3	Texas (A)	W	19- 7
3/5	Pepperdine (H)	L	0- 1
3/7	Pacific+ (A)	W	9- 5
3/8	Pacific+ (A)	W	13- 11
3/9	Pacific+ (A)	W	16- 4
3/14	BYU (H)	W	6- 2
3/15	BYU (H)	W	10- 0
3/16	BYU (H)	W	3- 0
3/17	Loyola Marymount (H)	W	13- 2
3/19	San Diego (A)	W	11- 3
3/21	Hawaii-Hilo (H)	W	23- 1
3/22	Hawaii-Hilo (H)	W	18- 3
3/23	Hawaii-Hilo (H)	W	14- 3
3/27	San Diego (H)	W	12- 1
3/29	#25 UNLV+ (H)	W	10- 5
3/30	#25 UNLV+ (H)	W	4- 2
3/31	#25 UNLV+ (H)	W	20- 11
4/2	#10 UCLA (H)	W	18- 8
4/4	New Mexico State+ (A)	L	5- 6
4/6	New Mexico State+ (A)	L	6- 7
4/6	New Mexico State+ (A)	W	9- 4
4/10	Loyola Marymount (A)	W	12- 7
4/12	Nevada+ (H)	W	8- 5
4/13	Nevada+ (H)	W	6- 0
4/14	Nevada+ (H)	W	14- 2
4/17	#2 USC (A)	W	5- 4
4/20	San Jose State+ (A)	W	3- 1
4/20	San Jose State+ (A)	L	4- 6
4/21	San Jose State+ (A)	L	2- 3
4/26	#25 Long Beach St.+ (A)	L	2- 4
4/27	#25 Long Beach St.+ (A)	W	7- 2
4/28	#25 Long Beach St.+ (A)	L	6- 9
5/1	#13 CS Northridge (A)	W	4- 1
5/3	UC Santa Barbara+ (H)	W	4- 3
5/4	UC Santa Barbara+ (H)	L	4- 9
5/5	UC Santa Barbara+ (H)	L	9- 10

BIG WEST CONFERENCE TOURNAMENT (1)

5/10	#23 Long Beach State (H)	W	3- 1
5/11	#25 UNLV (H)	L	8- 9
5/11	#23 Long Beach State (H)	L	9- 13

5/16	#6 Miami, Fla. (A)	L	4- 5
5/17	#6 Miami, Fla. (A)	L	7- 8
5/18	#6 Miami, Fla. (A)	W (12)	7- 6

NCAA MIDWEST REGIONAL (2)

5/23	Delaware (N)	W	19- 8
5/24	Rice (N)	W	7- 3
5/25	#5 Wichita State (A)	L	1- 6
5/26	Rice (N)	L	10- 13

ALL-TIME YEARLY GAME-BY-GAME RESULTS

• Big West Conference game

+ Anaheim Hilton & Towers Classic (Fullerton, Calif.)

(1) at Cal State Fullerton (Fullerton, Calif.)

(2) at Wichita State (Wichita, Kan.)

1997			
(39-24-1) Overall; (21-9, 2nd, South) Big West Head Coach: George Horton			

DATE	OPPONENT	RESULT	SCORE
1/28	Cal State Northridge (A)	L	3- 5
1/31	#1 Stanford (H)	W	6- 5
2/1	#1 Stanford (H)	L	5- 15
2/2	#1 Stanford (H)	W	9- 5
2/6	Arizona (A)	W	23- 13
2/7	Arizona (A)	W	8- 6
2/8	Arizona (A)	W	20- 9
2/12	#23 CS Northridge (H)	W	5- 1
2/15	#1 Florida State (A)	W	(11) 2- 1
2/15	#1 Florida State (A)	L	5- 8
2/16	#1 Florida State (A)	L	4- 7
2/19	Loyola Marymount (H)	L	3- 11
2/21	Pepperdine (A)	L	2- 4
2/22	Pepperdine (H)	W	(14) 16- 15
2/23	Pepperdine (H)	L	7- 15
2/25	Fresno State (A)	W	3- 2
2/26	Fresno State (A)	L	3- 4
2/28	San Diego (H)	W	12- 2
3/1	San Diego (H)	W	6- 3
3/2	San Diego (H)	W	5- 1
3/7	Long Beach State* (A)	L	1- 2
3/8	Long Beach State* (A)	W	9- 1
3/9	Long Beach State* (A)	L	1- 7
3/11	#3 UCLA (A)	L	6- 7
3/14	Cal Poly SLO* (H)	W	8- 7
3/15	Cal Poly SLO* (H)	W	18- 5
3/16	Cal Poly SLO* (H)	W	16- 8
3/18	#9 USC (A)	L	0- 2
3/21	UC Santa Barbara* (A)	L	0- 2
3/22	UC Santa Barbara* (A)	W	9- 6
3/23	UC Santa Barbara* (A)	W	18- 11
3/27	Pacific* (H)	L	0- 8
3/28	Pacific* (H)	W	17- 3
3/29	Pacific* (H)	W	16- 4
4/1	San Diego (A)	TIE (10)	4- 4
4/4	Sacramento State* (A)	W	9- 5
4/5	Sacramento State* (A)	W	4- 0
4/6	Sacramento State* (A)	L	(12) 9- 10
4/8	#12 USC (H)	L	5- 8
4/11	#14 Long Beach St.* (H)	L	1- 2
4/12	#14 Long Beach St.* (H)	L	7- 13
4/13	#14 Long Beach St.* (H)	W	8- 5
4/16	Pepperdine (A)	L	1- 8
4/18	New Mexico State* (H)	W	11- 2
4/19	New Mexico State* (H)	W	9- 7
4/20	New Mexico State* (H)	W	24- 4
4/25	#24 Nevada* (A)	W	5- 2
4/26	#24 Nevada* (A)	W	14- 10
4/27	#24 Nevada* (A)	W	13- 9
4/29	#4 UCLA (H)	W	11- 8
5/2	Cal Poly SLO* (A)	W	6- 5
5/3	Cal Poly SLO* (A)	W	12- 5
5/4	Cal Poly SLO* (A)	L	4- 14
5/9	UC Santa Barbara* (H)	L	1- 2
5/10	UC Santa Barbara* (H)	W	17- 0
5/11	UC Santa Barbara* (H)	W	6- 1

BIG WEST CONFERENCE TOURNAMENT (1)

5/15	+Pacific (H)	L	4- 6
5/16	Nevada (N)	W	(11) 10- 9
5/17	Cal Poly SLO (N)	W	8- 5
5/18	#21 Long Beach St. (A)	W	7- 2
5/18	#21 Long Beach St. (A)	W	15- 6

NCAA WEST REGIONAL (2)

5/22	Santa Clara (N)	L	0- 5
5/23	Northeastern (N)	W	8- 4
5/24	Fresno State (N)	L	7- 8

• Big West Conference game

(1) at Blair Field (Long Beach, Calif.)

+Game played at Titan Field

(2) at Stanford (Stanford, Calif.)

1998			
(47-17) Overall; (25-5, 1st, South) Big West Head Coach: George Horton			

DATE	OPPONENT	RESULT	SCORE
1/30	California (H)	L (12)	5- 6
1/31	California (H)	W	12- 1
2/1	California (H)	W	8- 7
2/2	Loyola Marymount (H)	W	17- 9
2/9	#1 Stanford (A)	L (7)	3- 7
2/9	#1 Stanford (A)	L	2- 5
2/13	Fresno State (A)	W	6- 3
2/14	Fresno State* (A)	W	11- 4
2/15	Fresno State (A)	W	15- 1
2/18	#3 USC (H)	L	2- 3
2/20	UNLV (H)	L	5- 7
2/21	UNLV (H)	W	9- 3
2/25	UCLA (A)	W	11- 8
2/27	#5 Alabama (H)	W	6- 2
2/28	#5 Alabama (H)	W	5- 4
3/1	#5 Alabama (H)	L	5- 6
3/3	Cal State Northridge (H)	W	6- 4
3/6	*UC Santa Barbara (H)	W	9- 3
3/7	*UC Santa Barbara (H)	W	9- 8
3/8	*UC Santa Barbara (H)	W	12- 5
3/11	Pepperdine (H)	W	12- 2
3/13	*Cal Poly SLO (A)	W	16- 2
3/14	*Cal Poly SLO (A)	W	12- 1
3/15	*Cal Poly SLO (A)	W	8- 5
3/18	Cal State Northridge (A)	L	6- 8
3/20	*Long Beach State (H)	W	9- 2
3/21	*Long Beach State (H)	L	9- 17
3/22	*Long Beach State (H)	L	9- 10
3/24	#18 Wichita State\$ (N)	L	2- 9
3/24	San Diego (A)	W	(8) 10- 8
3/27	*Sacramento State (H)	L	4- 9
3/28	*Sacramento State (H)	W	15- 6
3/29	*Sacramento State (H)	W	9- 4
4/1	#2 USC (A)	W	7- 4
4/4	*Pacific (A)	W	9- 2
4/5	*Pacific (A)	W	11- 1
4/6	*Pacific (A)	W	15- 1
4/9	*Nevada (H)	L	1- 5
4/10	*Nevada (H)	W	9- 4
4/12	*Nevada (H)	W	6- 5
4/15	San Diego (H)	W	10- 1
4/17	*New Mexico State (A)	W	15- 14
4/18	*New Mexico State (A)	W	7- 5
4/19	*New Mexico State (A)	W	18- 8
4/22	UCLA (H)	W	19- 5
4/24	*Long Beach State (A)	W	11- 4
4/25	*Long Beach State (A)	W	8- 3
4/26	*Long Beach State (A)	W	7- 3
4/29	Loyola Marymount (A)	W	12- 11
5/1	*Cal Poly SLO (H)	W	10- 6
5/2	*Cal Poly SLO (H)	W	17- 9
5/3	*Cal Poly SLO (H)	W	9- 2
5/8	*UC Santa Barbara (A)	L	9- 10
5/9	*UC Santa Barbara (A)	W	11- 5
5/10	*UC Santa Barbara (A)	W	11- 8

BIG WEST CONFERENCE TOURNAMENT (1)

5/14	UC Santa Barbara (H)	W	4- 2
5/15	Sacramento State (H)	L	5- 6
5/16	Nevada (H)	W	6- 3
5/16	Long Beach State (H)	L	0- 12

NCAA SOUTH REGIONAL (2)

5/21	Harvard (N)	W	16- 1
5/22	#16 Tulane (N)	W	10- 6
5/23	#5 LSU (A)	L	11- 13
5/23	Harvard (N)	W	11- 7
5/24	#5 LSU (A)	L	3- 14

• Big West Conference game

^ Completed on 2/15

\$ at San Diego

(1) at Cal State Fullerton (Fullerton, Calif.)

(2) at LSU (Baton Rouge, La.)

1999			
(50-14) Overall; (25-5, 1st) Big West Regional Champion Super Regional Champion Head Coach: George Horton			

DATE	OPPONENT	RESULT	SCORE
2/5	#7 Stanford (H)	W	8- 0
2/6	#7 Stanford (H)	L	5- 6
2/7	#7 Stanford (H)	L	7- 13
2/10	Pepperdine (A)	L	7- 8
2/12	Fresno State (H)	W	15- 7
2/13	Fresno State (H)	W	4- 3
2/14	Fresno State (H)	W	8- 4
2/17	#6 USC (A)	W	6- 5
2/19	UNLV (A)	W	21- 14
2/20	UNLV (A)	W	16- 6
2/21	UNLV (A)	W	13- 2
2/24	#19 USC (H)	W	7- 5
2/26	#24 Alabama (A)	W	5- 2
2/27	#24 Alabama* (A)	L	4- 5
2/28	#24 Alabama (A)	L	6- 7
3/2	San Diego State (A)	W	15- 7
3/5	Houston (H)	W	3- 2
3/6	Houston (H)	W	8- 7
3/7	Houston (H)	W	9- 3
3/12	New Mexico State* (H)	W	12- 4
3/13	New Mexico State* (H)	W	11- 2
3/14	New Mexico State* (H)	W	10- 3
3/16	#20 Arizona State (H)	W	7- 5
3/19	Sacramento State* (A)	W	21- 2
3/20	Sacramento State* (A)	W	11- 5
3/21	Sacramento State* (A)	W	14- 7
3/23	Loyola Marymount (H)	W	8- 2
3/26	#22 Nevada* (H)	W	11- 5
3/27	#22 Nevada* (H)	W	5- 4
3/28	#22 Nevada* (H)	W	11- 5
4/1	Pacific* (A)	W	13- 7
4/2	Pacific* (A)	W	15- 2
4/3	Pacific* (A)	L	3- 4
4/7	San Diego (H)	W	15- 2
4/9	Long Beach State* (A)	L	4- 11
4/10	Long Beach State* (A)	W	5- 2
4/12	Long Beach State* (A)	W	6- 5
4/14	#6 Pepperdine (H)	L	3- 5
4/16	Cal Poly SLO* (H)	W	9- 1
4/17	Cal Poly SLO* (H)	W	12- 5
4/18	Cal Poly SLO* (H)	W	11- 8
4/21	Loyola Marymount (A)	W	5- 3
4/23	UC Santa Barbara* (A)	W	5- 2
4/24	UC Santa Barbara* (A)	W	14- 4
4/25	UC Santa Barbara* (A)	W	15- 1
4/27	UCLA (A)	W	11- 10
4/30	Sacramento State* (H)	W	4- 0
5/1	Sacramento State* (H)	W	14- 7
5/2	Sacramento State* (H)	L	10- 13
5/7	New Mexico State* (A)	W	13- 5
5/8	New Mexico State* (A)	W	19- 11
5/9	New Mexico State* (A)	W	21- 2
5/14	Long Beach State* (H)	L	0- 4
5/15	Long Beach State* (H)	W	10- 3
5/16	Long Beach State* (H)	L	3- 15

NCAA REGIONAL (1)

5/28	Michigan (N)	W	6- 5
5/29	Notre Dame (A)	W	6- 3
5/30	Michigan (N)	W	9- 4

NCAA SUPER REGIONAL (2)

6/4	#9 Ohio State (A)	L	7- 10
6/5	#9 Ohio State (A)	W	11- 5
6/6	#9 Ohio State (A)	W	13- 2

ALL-TIME YEARLY GAME-BY-GAME RESULTS

COLLEGE WORLD SERIES (3)

6/12	#1 Stanford (N)	L	2-	9
6/14	#5 Texas A&M (N)	W	4-	2
6/16	#3 Florida State (N)	L	2-	7

• Big West Conference game

^ Game was suspended on 2/27, and resumed in the seventh inning on 2/28

(1) at Notre Dame (South Bend, Ind.)

(2) at Ohio State (Columbus, Ohio)

(3) at Rosenblatt Stadium (Omaha, Neb.)

2000

(38-21) Overall; (21-9, T-1st) Big West
Head Coach: George Horton

DATE	OPPONENT	RESULT	SCORE
2/4	#1 Stanford (A)	L	4- 5
2/5	#1 Stanford (A)	L	1- 3
2/6	#1 Stanford (A)	L	3- 7
2/11	#10 Baylor (H)	W	1- 0
2/12	#10 Baylor (H)	W	16- 4
2/13	#10 Baylor (H)	L	1- 9
2/15	#9 USC (H)	L	6- 7
2/18	UNLV (H)	W (10)	2- 1
2/19	UNLV (H)	W	7- 3
2/20	UNLV (H)	W	19- 0
2/29	Pepperdine (A)	W	5- 4
3/4	Mississippi State\$ (H)	W	14- 9
3/7	UCLA (H)	W	17- 5
3/10	Cal (A)	L	5- 9
3/11	Cal (A)	L (10)	5- 6
3/12	Cal (A)	W (11)	4- 3
3/14	#9 Arizona State (A)	W	5- 4
3/17	Pacific\$ (H)	W	7- 2
3/18	Pacific\$ (H)	W	8- 3
3/19	Pacific\$ (H)	W	9- 6
3/24	#13 Nevada\$ (A)	W	21- 12
3/25	#13 Nevada\$ (A)	W	11- 2
3/26	#13 Nevada\$ (A)	W	6- 3
3/28	Oklahoma\$ (N)	L	3- 4
3/30	New Mexico State\$ (A)	W	23- 8
3/31	New Mexico State\$ (A)	W	11- 3
4/1	New Mexico State\$ (A)	W	15- 3
4/5	#14 USC (A)	W	5- 4
4/7	Sacramento State\$ (H)	L (10)	2- 3
4/8	Sacramento State\$ (H)	L	7- 12
4/9	Sacramento State\$ (H)	W	6- 4
4/11	Loyola Marymount (A)	L	2- 11
4/14	#22 Long Beach State\$ (H)	L	4- 7
4/15	#22 Long Beach State\$ (H)	W	5- 1
4/16	#22 Long Beach State\$ (H)	L	8- 15
4/20	Cal Poly\$ (A)	L	1- 2
4/21	Cal Poly\$ (A)	W	8- 7
4/22	Cal Poly\$ (A)	W	7- 5
4/25	UCLA (A)	W	8- 3
4/28	UC Santa Barbara\$ (H)	W	6- 1
4/29	UC Santa Barbara\$ (H)	W	4- 1
4/30	UC Santa Barbara\$ (H)	L	7- 11
5/2	San Diego State (H)	W	11- 7
5/5	Nevada\$ (H)	W	6- 0
5/6	Nevada\$ (H)	W	8- 5
5/7	Nevada\$ (H)	L	5- 7
5/9	Cal State Northridge (A)	W	17- 5
5/10	#24 USC\$ (H)	L	3- 8
5/12	Pacific\$ (A)	W	9- 2
5/13	Pacific\$ (A)	W	3- 0
5/14	Pacific\$ (A)	W	21- 5
5/16	Cal State Northridge (H)	W	6- 3
5/19	Long Beach State\$ (A)	L	1- 2
5/20	Long Beach State\$ (A)	W	4- 2
5/21	Long Beach State\$ (A)	L	5- 9

NCAA REGIONAL (1)

5/26	#12 Loyola Marymount (H)	L	4- 6
5/27	Virginia Tech (H)	W	8- 6
5/27	#12 Loyola Marymount (H)	W	5- 2
5/28	#13 USC (H)	L	3- 8

\$ Kia Baseball Bash (at Cal State Fullerton)

^ at Brickyard Ballpark (Oklahoma City, Okla.)

• Big West Conference game

(1) at Cal State Fullerton (Fullerton, Calif.)

2001

(48-18) Overall; (14-4, 1st) Big West
Kia Bash Champion
Regional Champion
Super Regional Champion
Head Coach: George Horton

DATE	OPPONENT	RESULT	SCORE
1/30	#18 Pepperdine (A)	L	2- 5
2/2	#14 Stanford (H)	W	5- 4
2/3	#14 Stanford (H)	L	8- 9
2/4	#14 Stanford (H)	L	0- 3
2/6	#2 USC (A)	L (13)	5- 6
2/9	#21 Baylor (A)	W	2- 1
2/10	#21 Baylor (A)	L	0- 5
2/11	#21 Baylor (A)	W	5- 0
2/14	Loyola Marymount (H)	W	5- 3
2/15	BYU (H)	W	2- 1
2/16	BYU (H)	L	2- 8
2/17	BYU (H)	W	5- 0
2/23	#5 Arizona State (H)	L	3- 5
3/2	Tennessee\$ (H)	W	10- 6
3/3	Wichita State\$ (H)	W	3- 1
3/4	Long Beach State\$ (H)	L	11- 13
3/9	Houston (A)	W	5- 2
3/10	Houston (A)	W	8- 2
3/11	Houston (A)	W (8)	9- 2
3/16	Cal Poly (H)	W	3- 1
3/17	Cal Poly (H)	L	1- 2
3/18	Cal Poly (H)	W	12- 0
3/23	Long Beach State (A)	W	5- 3
3/24	Long Beach State (A)	L (16)	2- 3
3/25	Long Beach State (A)	W	5- 3
3/27	#12 USC (H)	W	12- 11
3/30	#4 Miami (A)	W	8- 2
3/31	#4 Miami (A)	W	8- 5
4/1	#4 Miami (A)	W	9- 2
4/6	Pacific\$ (H)	W	6- 1
4/7	Pacific\$ (H)	W	3- 1
4/8	Pacific\$ (H)	W	28- 0
4/9	#15 Arizona State (H)	W	13- 6
4/12	Sacramento State\$ (A)	W	20- 2
4/13	Sacramento State\$ (A)	W	9- 5
4/14	Sacramento State\$ (A)	W	8- 2
4/17	Loyola Marymount (A)	W	9- 5
4/18	UCLA (H)	W (14)	11- 10
4/20	Cal State Northridge\$ (A)	L	1- 15
4/21	Cal State Northridge\$ (A)	W	4- 3
4/22	Cal State Northridge\$ (A)	W	5- 2
4/27	UC Riverside (H)	W	8- 4
4/28	UC Riverside (H)	W	4- 1
4/29	UC Riverside (H)	W	15- 2
5/1	#14 Pepperdine (H)	W	14- 7
5/2	Biola (H)	W	7- 6
5/4	Cal Poly\$ (A)	W	7- 3
5/5	Cal Poly\$ (A)	W	13- 1
5/6	Cal Poly\$ (A)	W	10- 4
5/9	UCLA (A)	L	3- 9
5/11	#25 UC Santa Barbara\$ (H)	L	1- 9
5/12	#25 UC Santa Barbara\$ (H)	L (10)	6- 7
5/13	#25 UC Santa Barbara\$ (H)	W	6- 4
5/18	Long Beach State\$ (H)	W	16- 6
5/19	Long Beach State\$ (H)	L	6- 17
5/20	Long Beach State\$ (H)	W	10- 5

NCAA REGIONAL (1)

5/25	Temple (H)	W	17- 3
5/26	#17 Arizona State (H)	W	13- 3
5/27	Texas Tech (H)	L	5- 11
5/27	Texas Tech (H)	W	9- 2

NCAA SUPER REGIONAL (2)

6/1	#19 Mississippi State (H)	W	13- 2
6/2	#19 Mississippi State (H)	W	9- 3

COLLEGE WORLD SERIES (3)

6/8	#3 Nebraska (N)	W	5- 4
6/10	#6 Stanford (N)	L (10)	2- 5
6/12	#5 Tulane (N)	W	11- 2
6/13	#6 Stanford (N)	L	1- 4

\$ Kia Baseball Bash (at Cal State Fullerton)

• Big West Conference game

(1) at Cal State Fullerton (Fullerton, Calif.)

(2) at Cal State Fullerton (Fullerton, Calif.)

(3) at Rosenblatt Stadium (Omaha, Neb.)

2002

(37-22) Overall; (14-10, T-4th) Big West
Head Coach: George Horton

DATE	OPPONENT	RESULT	SCORE
2/1	#1 Stanford (A)	L	4- 7
2/2	#1 Stanford (A)	L	1- 17
2/3	#1 Stanford (A)	W	6- 3
2/8	Fresno State (H)	W	3- 0
2/9	Fresno State (H)	W	17- 11
2/10	Fresno State (H)	L	4- 10
2/15	UNLV (H)	W	12- 2
2/16	UNLV (H)	W	16- 1
2/17	UNLV (H)	W	13- 1
2/19	Loyola Marymount (A)	W	7- 6
2/22	#16 Arizona State (A)	W	3- 2
2/23	#16 Arizona State (A)	L	4- 9
2/24	#16 Arizona State (A)	W	7- 5
3/1	#25 Houston\$ (H)	L	3- 7
3/2	#6 Miami\$ (H)	L	3- 5
3/3	#17 USC\$ (H)	W	8- 1
3/8	#9 Wichita State (A)	L (15)	1- 3
3/9	#9 Wichita State (A)	W	10- 1
3/10	#9 Wichita State (A)	L	4- 13
3/13	Loyola Marymount (H)	W (10)	6- 5
3/15	at Nevada\$ (A)	L	7- 8
3/16	at Nevada (A)	W	5- 4
3/22	#17 Long Beach State (H)	W	6- 0
3/23	#17 Long Beach State (H)	W	7- 6
3/24	#17 Long Beach State (H)	W	8- 7
3/28	Cal Poly\$ (H)	W	4- 1
3/29	Cal Poly\$ (H)	W	7- 5
3/30	Cal Poly\$ (H)	L	2- 3
4/5	Sacramento State\$ (H)	W	3- 1
4/6	Sacramento State\$ (H)	W	9- 3
4/7	Sacramento State\$ (H)	W	22- 0
4/9	USC (H)	L	2- 6
4/12	Pacific\$ (A)	W	5- 4
4/13	Pacific\$ (A)	L	7- 8
4/14	Pacific\$ (A)	W	11- 4
4/16	Pepperdine (H)	W	8- 6
4/19	UC Santa Barbara\$ (A)	W (11)	6- 2
4/20	UC Santa Barbara\$ (A)	W	12- 6
4/21	UC Santa Barbara\$ (A)	W	9- 2
4/23	UCLA\$ (A)	W	7- 6
4/24	Vanguard (H)	W	6- 1
4/26	#23 CS Northridge\$ (H)	L	1- 2
4/27	#23 CS Northridge\$ (H)	L (10)	6- 8
4/28	#23 CS Northridge\$ (H)	L	3- 12
5/3	UC Irvine\$ (A)	W	13- 5
5/4	UC Irvine\$ (A)	L	7- 9
5/5	UC Irvine\$ (A)	W	12- 5
5/7	Pepperdine (A)	W	15- 1
5/10	UC Riverside\$ (H)	W	11- 5
5/11	UC Riverside\$ (H)	W	6- 3
5/12	UC Riverside\$ (H)	L	8- 10
5/15	#19 USC (A)	W (11)	2- 1
5/21	UCLA (H)	W	11- 4
5/24	Long Beach State\$ (A)	L	3- 8
5/25	Long Beach State\$ (A)	L (16)	6- 7
5/26	Long Beach State\$ (A)	L	5- 7

NCAA REGIONAL (1)

5/31	#9 Stanford (A)	L (13)	2- 3
6/1	#18 San Jose State (N)	W	9- 1
6/2	#22 Long Beach State (N)	L	0- 4

\$ Kia Baseball Bash (at Cal State Fullerton)

• Big West Conference game

^ Game was suspended due to snow on 3/15, and resumed in the fifth inning on 3/16

+ Game was resumed on 5/21 in the ninth after UCLA

successfully protested

(1) at Stanford (Stanford, Calif.)

ALL-TIME YEARLY GAME-BY-GAME RESULTS

2003

(50-16) Overall; (15-6, 2nd) Big West
Kia Bash Champions
NCAA Regional Champions
NCAA Super Regional Champions
Head Coach: George Horton

DATE	OPPONENT	RESULT	SCORE
1/31	#3 Stanford (H)	W	8- 0
2/1	#3 Stanford (H)	W	10- 2
2/2	#3 Stanford (H)	W	8- 2
2/7	Fresno State (A)	W	12- 0
2/8	Fresno State (A)	W	10- 1
2/9	Fresno State (A)	W	10- 4
2/14	UNLV (A)	W	23- 3
2/15	UNLV (A)	W	14- 1
2/16	UNLV (A)	L	6- 8
2/21	Nevada (H)	W (14)	10- 9
2/22	Nevada (H)	W	7- 0
2/23	Nevada (H)	W	5- 2
2/28	#21 Tulane (H)\$	W	2- 1
3/1	#6 Texas (H)\$	W	14- 4
3/2	UCLA (H)\$	W	7- 1
3/4	Pepperdine (H)	W	11- 2
3/7	Minnesota (A)	L	1- 7
3/8	Minnesota (A)	W	6- 1
3/9	Minnesota (A)^	L (8)	7- 8
3/11	San Diego (H)	W	16- 6
3/14	USC (A)	L	2- 3
3/16	USC (A)	W	11- 3
3/19	Loyola Marymount (A)	L	2- 3
3/21	Cal State Northridge (H)	W	10- 0
3/22	Cal State Northridge (H)	W	7- 6
3/23	Cal State Northridge (H)	W	10- 1
3/25	San Diego (A)	W	6- 1
3/28	#5 Long Beach State (A)	L	2- 3
3/29	#5 Long Beach State (A)	W	7- 0
3/30	#5 Long Beach State (A)	W	7- 5
4/2	Pepperdine (A)	L	1- 2
4/4	Pacific (H) •	W	10- 1
4/5	Pacific (H) •	W	7- 0
4/6	Pacific (H) •	W	4- 2
4/8	Loyola Marymount (H)	W	22- 6
4/11	Cal State Northridge (A) •	L	4- 6
4/12	Cal State Northridge (A) •	W	3- 0
4/13	Cal State Northridge (A) •	W	13- 4
4/15	UCLA (H)	W	11- 1
4/17	UC Santa Barbara (H) •	W	8- 3
4/18	UC Santa Barbara (H) •	W	16- 7
4/19	UC Santa Barbara (H) •	W	14- 4
4/22	UCLA (A)	W	11- 1
4/25	Cal Poly (A) •	W	11- 3
4/26	Cal Poly (A) •	W	26- 7
4/27	Cal Poly (A) •	W	4- 3
5/2	UC Riverside (A) •	L	3- 13
5/3	UC Riverside (A) •	L	3- 4
5/4	UC Riverside (A) •	L	1- 5
5/5	USC (N)&	W	8- 2
5/9	UC Irvine (H) •	L	3- 5
5/10	UC Irvine (H) •	W	6- 4
5/11	UC Irvine (H) •	W	9- 1
5/16	#3 Long Beach State (H) •	W	4- 3
5/17	#3 Long Beach State (H) •	L	1- 4
5/18	#3 Long Beach State (H) •	W	9- 7

NCAA REGIONAL (1)

5/30	San Diego (H)	W	3- 1
5/31	Notre Dame (H)	W	4- 3
6/1	Notre Dame (H)	W	8- 1

NCAA SUPER REGIONAL (2)

6/6	#5 Arizona State (H)	W	5- 1
6/7	#5 Arizona State (H)	L	6- 7
6/8	#5 Arizona State (H)	W	5- 1

COLLEGE WORLD SERIES (3)

6/13	#5 Louisiana State (N)	W	8- 2
6/15	#3 Stanford (N)	W	6- 5
6/18	#3 Stanford (N)	L	3- 5
6/19	#3 Stanford (N)	L (10)	5- 7

\$ Kia Baseball Bash (at Cal State Fullerton)

^ Game called due to travel curfew

& Game played at Edison Field

• Big West Conference game

(1) at Cal State Fullerton (Fullerton, CA)

(2) at Cal State Fullerton (Fullerton, CA)

(3) at Rosenblatt Stadium (Omaha, Neb.)

2004

(47-22) Overall; (19-2, 1st) Big West
NCAA Regional Champions
NCAA Super Regional Champions
NCAA National Champions
Head Coach: George Horton

DATE	OPPONENT	RESULT	SCORE
1/30	#6 Stanford (A)	L	3- 16
1/31	#6 Stanford (A)	L	7- 8
2/1	#6 Stanford (A)	L	1- 4
2/6	UNLV (H)	W (11)	9- 8
2/7	UNLV (H)	W	13- 1
2/8	UNLV (H)	W	14- 6
2/13	#15 Arizona (A)	L	8- 11
2/14	#15 Arizona (A)	L	6- 10
2/15	#15 Arizona (A)	W	12- 10
2/20	Houston (A)	L	2- 3
2/21	Houston (A)	W	11- 0
2/22	Houston (A)	W	9- 4
2/24	Loyola Marymount (A)	L	2- 3
2/27	Oklahoma (H)\$	L (10)	1- 5
2/28	#5 Georgia Tech (H)\$	W	7- 1
2/29	USC (H)\$	W	10- 4
3/5	#4 Texas (A)	L	2- 6
3/6	Sam Houston State (A)	W	12- 2
3/7	#4 Texas (A)	L	1- 3
3/9	San Diego (H)	L	4- 7
3/12	Minnesota (H)	W	7- 1
3/13	Minnesota (H)	L	7- 8
3/14	Minnesota (H)	W	10- 2
3/17	Pepperdine (A)	W (10)	9- 8
3/19	Fresno State (A)	L	5- 7
3/20	Fresno State (A)	W	15- 5
3/21	Fresno State (A)	W (10)	12- 9
3/24	Pepperdine (H)	W	6- 0
3/31	USC (A)	L	4- 6
4/2	#7 Long Beach State (H)	L	2- 6
4/3	#7 Long Beach State (H)	L	1- 10
4/4	#7 Long Beach State (H)	W	9- 3
4/8	Pacific (A) •	W	16- 1
4/9	Pacific (A) •	W	13- 0
4/10	Pacific (A) •	W	13- 5
4/13	Loyola Marymount (H)	W	12- 1
4/16	Cal State Northridge (H) •	W	3- 2
4/17	Cal State Northridge (H) •	W	10- 3
4/18	Cal State Northridge (H) •	W	4- 3
4/20	UCLA (H)	L (12)	4- 5
4/23	UC Santa Barbara (A) •	W	8- 0
4/24	UC Santa Barbara (A) •	W	9- 2
4/25	UC Santa Barbara (A) •	L	7- 14
4/30	Cal Poly (H) •	W	3- 2
5/1	Cal Poly (H) •	W	27- 2
5/2	Cal Poly (H) •	W	9- 4
5/7	UC Riverside (H) •	W	12- 3
5/8	UC Riverside (H) •	L	4- 6
5/9	UC Riverside (H) •	W	11- 4
5/11	UCLA (A)	L	2- 8
5/14	#21 UC Irvine (A) •	W	3- 0
5/15	#21 UC Irvine (A) •	W	11- 1
5/16	#21 UC Irvine (A) •	W	7- 3
5/21	#8 Long Beach State (A) •	W (10)	2- 1
5/22	#8 Long Beach State (A) •	W	2- 1
5/23	#8 Long Beach State (A) •	W	13- 11

NCAA REGIONAL (1)

6/4	Minnesota (H)	W	7- -1
6/5	Pepperdine (H)	L (10)	6- -7
6/5	#17 Arizona State (H)	W	5- -0
6/6	Pepperdine (H)	W	15- -1
6/6	Pepperdine (H)	W	16- -3

NCAA SUPER REGIONAL (2)

6/12	#18 Tulane (H)	W	9- -0
6/13	#18 Tulane (H)	W	10- -7

COLLEGE WORLD SERIES (3)

6/19	#3 South Carolina (N)	W	2- -0
6/21	#1 Miami (N)	W	6- -3
6/23	#3 South Carolina (N)	L	3- -5
6/24	#3 South Carolina (N)	W	4- -0
6/26	#2 Texas (N)	W	6- -4
6/27	#2 Texas (N)	W	3- -2

\$ Kia Baseball Bash (at Cal State Fullerton)

• Big West Conference game

(1) at Cal State Fullerton (Fullerton, CA)

(2) at Cal State Fullerton (Fullerton, CA)

(3) at Rosenblatt Stadium (Omaha, Neb.)

2005

(46-18) Overall; (16-5, 1st) Big West
NCAA Regional Champions
Head Coach: George Horton

DATE	OPPONENT	RESULT	SCORE
2/4	#6 Stanford (H)	W	5- 3
2/5	#6 Stanford (H)	W	4- 3
2/6	#6 Stanford (H)	L	10- 15
2/12	Fresno State (H)	W	12- 1
2/13	Fresno State (H)	W	9- 0
2/15	Loyola Marymount (A)	W	10- 2
2/25	UNLV (A)	L	5- 6
2/26	UNLV (A)	W	10- 4
2/27	UNLV (A)	W	8- 0
3/1	San Diego State (A)	W	18- 8
3/5	Nevada (H) \$	W	5- 0
3/5	Oklahoma (H) \$	W	7- 0
3/6	UCLA (H) \$	W	14- 4
3/9	Cal State Northridge (A)	W	7- 4
3/11	#1 Tulane (A)	W	15- 1
3/12	#1 Tulane (A)	W	9- 8
3/13	#1 Tulane (A)	L	9- 13
3/18	#9 Arizona (H)	L	0- 1
3/19	#9 Arizona (H)	W	7- 1
3/20	#9 Arizona (H)	W	17- 15
3/24	#29 Long Beach St. (A)	L	2- 3
3/25	#29 Long Beach St. (A)	W	5- 4
3/26	#29 Long Beach St. (A)	L	1- 3
3/29	UCLA (A)	W	7- 6
4/1	UC Irvine (H) •	L	1- 5
4/2	UC Irvine (H) •	W	6- 1
4/3	UC Irvine (H) •	W	6- 5
4/5	Loyola Marymount (H)	L	6- 13
4/8	Cal State Northridge (A) •	W	11- 1
4/9	Cal State Northridge (A) •	W	24- 0
4/10	Cal State Northridge (A) •	W	8- 1
4/12	#25 USC (A)	L	2- 4
4/15	Pacific (H) •	W	8- 5
4/16	Pacific (H) •	W	11- 1
4/17	Pacific (H) •	W	9- 4
4/19	Pepperdine (A)	L	2- 6
4/20	#25 USC (H) ^	L	2- 11
4/20	#25 USC (H)	W	5- 3
4/22	UC Davis (A)	W	5- 1
4/23	UC Davis (A)	W	12- 7
4/24	UC Davis (A)	W	5- 2
4/29	UC Santa Barbara (H) •	W	9- 1
4/30	UC Santa Barbara (H) •	W	10- 5
5/1	UC Santa Barbara (H) •	W	16- 2
5/3	San Diego State (H)	W (11)	6- 3
5/6	#20 Cal Poly (A) •	W	3- 1
5/7	#20 Cal Poly (A) •	L	3- 4
5/8	#20 Cal Poly (A) •	W	3- 1
5/10	Pepperdine (H)	W	13- 4
5/17	San Diego (H)	W (13)	5- 4
5/20	#10 Long Beach St. (H) •	W	7- 2
5/21	#10 Long Beach St. (H) •	L	1- 5
5/22	#10 Long Beach St. (H) •	W	10- 0
5/27	UC Riverside (A) •	W	13- 7
5/28	UC Riverside (A) •	L	6- 7
5/29	UC Riverside (A) •	L	2- 6

ALL-TIME YEARLY GAME-BY-GAME RESULTS

NCAA REGIONAL (1)

6/3	Harvard (H)	W	19-	0
6/4	#7 Arizona (H)	L	5-	6
6/5	Missouri (H)	W	8-	6
6/5	#7 Arizona (H)	W	7-	2
6/6	#7 Arizona (H)	W	6-	3

NCAA SUPER REGIONAL (2)

6/10	Arizona State (H)	W	3-	2
6/11	Arizona State (H)	L	2-	6
6/12	Arizona State (H)	L	8-	9

\$ Kia Baseball Bash

^ Finished a suspended game prior to a full game

• Big West Conference game

(1) at Cal State Fullerton (Fullerton, CA)

(2) at Cal State Fullerton (Fullerton, CA)

2006

(50-15) Overall; (18-3, 1st) Big West

NCAA Regional Champions

NCAA Super Regional Champions

Head Coach: George Horton

DATE	OPPONENT	RESULT	SCORE
2/3	#25 Stanford (A)	L	1- 2
2/4	#25 Stanford (A)	L (10)	5- 6
2/5	#25 Stanford (A)	L	3- 6
2/10	UNLV (H)	W	9- 1
2/11	UNLV (H)	W	13- 4
2/12	UNLV (H)	W	3- 1
2/17	UC Irvine (A)	W	13- 7
2/18	UC Irvine (H)	W	5- 2
2/19	UC Irvine (H)	L	4- 7
2/24	UCLA (A)	W	7- 2
2/25	UCLA (H)	W	3- 1
2/26	UCLA (H)	W	12- 6
2/28	#12 Pepperdine (A)	W	5- 0
3/3	#4 Rice (A)	L (10)	2- 3
3/4	#4 Rice (A)	L	2- 6
3/5	#4 Rice (A)	W	15- 4
3/7	San Diego State (H)	W	10- 5
3/10	East Carolina (H)	W	5- 0
3/11	East Carolina (H)	W	8- 0
3/12	East Carolina (H)	W	8- 1
3/17	Arizona (A)	W	6- 4
3/18	Arizona (A)	W	5- 3
3/19	Arizona (A)	W	5- 3
3/21	Pepperdine (H)	L	4- 7
3/24	Long Beach State (H)	W (11)	2- 1
3/25	Long Beach State (H)	W	7- 4
3/26	Long Beach State (H)	W	6- 2
3/28	Loyola Marymount (A)	W	8- 4
3/31	Cal State Northridge (H) •	W	2- 1
4/1	Cal State Northridge (H) •	W	6- 1
4/2	Cal State Northridge (H) •	W	14- 2
4/7	UC Irvine (A) •	W	7- 0
4/8	UC Irvine (A) •	L	0- 2
4/9	UC Irvine (A) •	W	8- 4
4/13	UC Davis (H)	L	1- 2
4/14	UC Davis (H)	W	11- 2
4/15	UC Davis (H)	W	8- 1
4/18	Loyola Marymount (H)	L	4- 8
4/21	Pacific (A) •	W	8- 1
4/22	Pacific (A) •	W	11- 1
4/23	Pacific (A) •	W	8- 4
4/28	UC Riverside (H) •	L (11)	7- 9
4/29	UC Riverside (H) •	W	11- 3
4/30	UC Riverside (H) •	W	11- 3
5/5	UC Santa Barbara (A) •	W	5- 3
5/6	UC Santa Barbara (A) •	L	2- 8
5/7	UC Santa Barbara (A) •	W	7- 5
5/10	USC (H)	W	7- 6
5/16	San Diego State (A) •	L	8- 9
5/19	Cal Poly (H) •	W	6- 4
5/20	Cal Poly (H) •	W	3- 1
5/21	Cal Poly (H) •	W	1- 0
5/23	USC (A)	W	7- 6
5/26	Long Beach State (A) •	W	2- 0
5/27	Long Beach State (A) •	W	10- 2
5/28	Long Beach State (A) •	W	13- 3

NCAA REGIONAL (1)

6/2	Saint Louis (H)	W	6-	1
6/3	#22 Fresno State (H)	W	9-	2
6/4	#22 Fresno State (H)	W	10-	3

NCAA SUPER REGIONAL (2)

6/9	#16 Missouri (H)	W	7-	1
6/10	#16 Missouri (H)	W	9-	1

COLLEGE WORLD SERIES (3)

6/16	#5 North Carolina (N)	L (13)	5-	7
6/18	Georgia Tech (N)	W	7-	5
6/20	Clemson (N)	W	7-	6
6/21	#5 North Carolina (N)	L	5-	6

• Big West Conference game

^ Make-up of a rain out on 4/4

(1) at Cal State Fullerton (Fullerton, CA)

(2) at Cal State Fullerton (Fullerton, CA)

(3) at Rosenblatt Stadium (Omaha, Neb.)

2007

(38-25) Overall; (10-11, 5th) Big West

NCAA Regional Champions

NCAA Super Regional Champions

Head Coach: George Horton

DATE	OPPONENT	RESULT	SCORE
2/2	Stanford (H)	W	11- 5
2/3	Stanford (H)	W	6- 5
2/4	Stanford (H)	W	12- 10
2/9	UNLV (A)	W	5- 4
2/10	UNLV (A)	W	13- 4
2/11	UNLV (A)	L	11- 12
2/16	Arizona (H)	L	1- 2
2/17	Arizona (H)	W	9- 0
2/18	Arizona (H)	W	9- 2
2/20	San Diego St. (A)	L	7- 8
2/23	#15 UCLA (H)	L	2- 6
2/24	#15 UCLA (A)	W	7- 4
2/25	#15 UCLA (A)	W	7- 2
2/27	San Diego St. (H)	W	9- 8
3/2	#6 Rice (H)	W	10- 3
3/3	#6 Rice (H)	L	3- 9
3/4	#6 Rice (H)	W	6- 1
3/9	East Carolina (A)	L	1- 6
3/10	East Carolina (A)	L	0- 2
3/11	East Carolina (A)	L	5- 12
3/13	#11 Pepperdine (H)	W	9- 4
3/14	#22 San Diego (H)	L	1- 5
3/23	#18 Long Beach (A)	W	7- 4
3/24	#18 Long Beach (A)	L (14)	3- 4
3/25	#18 Long Beach (A)	W	7- 5
3/30	CS Northridge (A) •	W	4- 3
3/31	CS Northridge (A) •	W	9- 4
4/1	CS Northridge (A) •	W	7- 6
4/5	#12 UC Irvine (H) •	L	1- 2
4/6	#12 UC Irvine (H) •	W	10- 2
4/7	#12 UC Irvine (H) •	L	6- 12
4/10	USC (H)	W	7- 1
4/13	UC Davis (A)	W	9- 2
4/15	UC Davis (A)	W	6- 3
4/15	UC Davis (A)	W (8)	9- 8
4/20	Pacific (H) •	W	18- 1
4/21	Pacific (H) •	W	2- 0
4/22	Pacific (H) •	W	12- 1
4/24	USC (A)	W	3- 1
4/27	UC Riverside (A) •	L	2- 3
4/28	UC Riverside (A) •	L	0- 3
4/29	UC Riverside (A) •	L	4- 5
5/2	#17 Pepperdine (A)	L	2- 7
5/4	UC Santa Barbara (H) •	W	12- 1
5/5	UC Santa Barbara (H) •	L	9- 11
5/6	UC Santa Barbara (H) •	L	6- 7
5/8	LMU (H)	W	13- 5
5/11	#9 Wichita St. (A)	W	6- 2
5/12	#9 Wichita St. (A)	W	3- 1
5/13	#9 Wichita St. (A)	L	0- 7
5/18	Cal Poly (A) •	L	3- 6
5/19	Cal Poly (A) •	W	7- 1
5/20	Cal Poly (A) •	L	1- 3

5/25	#22 Long Beach (H) •	W	7-	6
5/26	#22 Long Beach (H) •	L	6-	10
5/27	#22 Long Beach (H) •	L	8-	11

NCAA REGIONAL (1)

6/1	Minnesota (N)	W	7-	1
6/2	Fresno St. (N)	W	6-	4
6/3	Fresno St. (N)	W	13-	2

NCAA SUPER REGIONAL (2)

6/9	UCLA (H)	W	12-	2
6/10	UCLA (H)	W	2-	1

COLLEGE WORLD SERIES (3)

6/16	Oregon St. (N)	L	2-	3
6/18	UC Irvine (N)	L (13)	4-	5

• Big West Conference game

(1) at San Diego St., Hosted by U of San Diego (San Diego, Calif.)

(2) at Cal State Fullerton (Fullerton, CA)

(3) at Rosenblatt Stadium (Omaha, Neb.)

2008

(41-22) Overall; (16-8, t-1st) Big West

NCAA Regional Champions

Head Coach: Dave Serrano

DATE	OPPONENT	RESULT	SCORE
2/22	TCU (A)	W	11- 5
2/23	TCU (A)	L	2- 4
2/24	TCU (A)	W	7- 4
2/26	LMU (H)	W	4- 0
2/29	Stanford (A)	L	5- 12
3/1	Stanford (A)	L	7- 11
3/2	Stanford (A)	L	5- 6
3/4	# 3 UCLA (H)	W	7- 1
3/5	# 3 UCLA (A)	W	13- 2
3/7	Southern Miss (H)	W	4- 1
3/8	Southern Miss (H)	W	8- 3
3/9	Southern Miss (H)	W	19- 6
3/11	# 21 San Diego (H)	L	2- 6
3/14	# 1 Arizona (A)	L	3- 8
3/15	# 1 Arizona (A)	L	2- 6
3/16	# 1 Arizona (A)	W	10- 7
3/18	Pepperdine (A)	L	2- 13
3/20	UNLV (H)	W	6- 5
3/21	UNLV (H)	W	11- 5
3/22	UNLV (H)	W	4- 3
3/25	# 14 San Diego (A)	W	6- 3
3/28	UC Riverside (H) •	W (16)	7- 6
3/29	UC Riverside (H) •	L (12)	4- 6
3/30	UC Riverside (H) •	W	12- 1
4/1	LMU (H)	W	8- 2
4/4	# 5 UC Irvine (A) •	W	12- 5
4/5	# 5 UC Irvine (A) •	L (12)	2- 3
4/6	# 5 UC Irvine (A) •	W	6- 4
4/8	USC (A)	L (11)	4- 5
4/11	CS Northridge (H) •	W	12- 0
4/12	CS Northridge (H) •	L	2- 4
4/13	CS Northridge (H) •	W	17- 15
4/15	USC (H)	L	4- 14
4/18	Pacific (A) •	W	15- 4
4/19	Pacific (A) •	W	11- 1
4/20	Pacific (A) •	W	2- 1
4/22	# 6 Arizona State (H)	W	10- 9
4/23	# 6 Arizona State (H)	L (10)	8- 10
4/25	UC Davis (H) •	W	5- 3
4/26	UC Davis (H) •	L	2- 3
4/27	UC Davis (H) •	W	8- 5
4/29	# 8 San Diego (H)	W	12- 3
5/2	UC Santa Barbara (A) •	W	7- 4
5/3	UC Santa Barbara (A) •	L	2- 10
5/4	UC Santa Barbara (A) •	W	11- 1
5/6	Pepperdine (H)	W	9- 1
5/9	Cal Poly (H) •	W	6- 4
5/10	Cal Poly (H) •	L	4- 11
5/11	Cal Poly (H) •	W	12- 9
5/15	San Diego State (H)	W	4- 3
5/16	San Diego State (H)	W	10- 3
5/17	San Diego State (H)	W	8- 5
5/20	UCLA (H)	W	12- 8

ALL-TIME YEARLY GAME-BY-GAME RESULTS

5/23	#18 Long Beach (A) •	W	4- 1
5/24	#18 Long Beach (A) •	L	6- 8
5/25	#18 Long Beach (A) •	L	3- 12

NCAA REGIONAL (1)

5/30	Rider (H)	W	11- 0
5/31	UCLA (H)	L	4- 11
6/1	Virginia (H)	W	4- 1
6/1	UCLA (H)	W	11- 8
6/2	UCLA (H)	W	5- 4

NCAA SUPER REGIONAL (2)

6/6	Stanford (H)	L	3- 4
6/7	Stanford (H)	L	5- 8

• Big West Conference game

(1) at Cal State Fullerton (Fullerton, Calif.)

(2) at Cal State Fullerton (Fullerton, CA)

NCAA REGIONAL (1)

5/29	Utah (H)	W	18- 2
5/30	Gonzaga (H)	W	7- 4
5/31	Utah (H)	W	16- 3

NCAA SUPER REGIONAL (2)

6/5	Louisville (H)	W	12- 0
6/6	Louisville (H)	W	11- 2

COLLEGE WORLD SERIES (3)

6/13	Arkansas (N)	L	6- 10
6/14	Virginia (N)	L	5- 7

• Big West Conference game

(% Game played at Oklahoma State, Stillwater, Okla.)

\$ DeMarini West Coast Challenge, Tempe, Ariz.

(1) at Cal State Fullerton (Fullerton, CA)

(2) at Cal State Fullerton (Fullerton, CA)

(3) at Rosenblatt Stadium (Omaha, Neb.)

NCAA REGIONAL (1)

6/4	Minnesota (H)	L	1- 3
6/5	Stanford (H)	W	6- 5
6/6	New Mexico (H)	W	11- 3
	Minnesota (H)	W	7- 2
6/7	Minnesota (H)	W	9- 5

NCAA SUPER REGIONAL (2)

6/11	#6* UCLA (A)	W	4- 3
6/12	#6* UCLA (A)	L (10)	7- 11
6/13	#6* UCLA (A)	L	1- 8

^ San Diego State Tournament (San Diego, Calif.)

+ DeMarini West Coast Challenge (Fullerton, Calif.)

% Game was suspended due to power outage; finished May 9.

& Game was shortened due to travel curfew

(1) at Cal State Fullerton (Fullerton, Calif.)

(2) at UCLA (Los Angeles, Calif.)

* National Seed

2009

(47-16) Overall; (17-7, 2nd) Big West

NCAA Regional Champions

NCAA Super Regional Champions

Head Coach: Dave Serrano

DATE	OPPONENT	RESULT	SCORE
2/20	TCU (H)	W	7- 6
2/21	TCU (H)	L	6- 8
2/22	TCU (H)	L	6- 11
2/24	San Diego State (A)	W	8- 6
2/27	#14 Stanford (H)	W	8- 1
2/28	#14 Stanford (H)	W	3- 2
3/1	#14 Stanford (H)	W	9- 3
3/3	San Diego State (A)	W	7- 2
3/6	at Southern Miss (A)	W	15- 2
3/7	at Southern Miss (A)	W	11- 6
3/8	at Southern Miss (A)	W	11- 3
3/10	at #3 Texas A&M (A)	W	15- 5
3/13	Rhode Island % (N)	W	17- 3
3/13	#19 Oklahoma St. (A)	W	8- 4
3/14	#19 Oklahoma St. (A)	L	6- 10
3/15	Rhode Island % (N)	W	4- 3
3/19	Oral Roberts (H)	W	8- 3
3/20	Oral Roberts (H)	W	10- 6
3/21	Oral Roberts (H)	W	7- 1
3/27	#22 UC Riverside (A) •	L	1- 3
3/28	#22 UC Riverside (A) •	W (10)	4- 1
3/29	#22 UC Riverside (A) •	W	18- 1
3/31	#3 Arizona State \$ (A)	W	7- 5
4/1	#3 Arizona State \$ (A)	L	1- 3
4/3	#8 UC Irvine (H) •	L	1- 2
4/4	#8 UC Irvine (H) •	L	1- 6
4/5	#8 UC Irvine (H) •	W (10)	5- 4
4/7	Loyola Marymount (H)	L	3- 8
4/9	CS Northridge (A) •	L (15)	4- 5
4/10	CS Northridge (A) •	W	7- 5
4/11	CS Northridge (A) •	W	8- 0
4/14	USC (A)	W	9- 2
4/17	Pacific (H) •	L	4- 5
4/18	Pacific (H) •	L	10- 14
4/19	Pacific (H) •	W	4- 3
4/21	San Diego (H)	W	8- 5
4/22	Pepperdine (A)	W	15- 2
4/24	UC Davis (A) •	W	13- 1
4/25	UC Davis (A) •	W	3- 0
4/26	UC Davis (A) •	W	6- 0
4/29	USC (H)	L	3- 9
5/1	UC Santa Barbara (H) •	W	7- 2
5/2	UC Santa Barbara (H) •	W	5- 4
5/3	UC Santa Barbara (H) •	W	15- 3
5/5	Arizona (H)	W	5- 2
5/6	Arizona (H)	W	8- 4
5/8	#12 Cal Poly (A) •	W	8- 4
5/9	#12 Cal Poly (A) •	W	7- 3
5/10	#12 Cal Poly (A) •	L	4- 7
5/15	UCLA (H)	W	6- 3
5/16	UCLA (A)	W (10)	6- 5
5/17	UCLA (A)	L	10- 13
5/19	Pepperdine (H)	W	9- 1
5/22	Long Beach State (H) •	W	4- 3
5/23	Long Beach State (H) •	W	7- 1
5/24	Long Beach State (H) •	W	15- 3

2010

(46-18) Overall; (21-3, 1st) Big West

Big West Conference Champions

NCAA Regional Champions

Head Coach: Dave Serrano

DATE	OPPONENT	RESULT	SCORE
2/19	Oregon (H)	L	3- 7
2/20	Pepperdine (H)	L	0- 6
2/21	Long Beach State (H)	W	8- 1
2/26	#11 TCU (H)	L	2- 5
2/27	#11 TCU (H)	W	6- 4
2/28	#11 TCU (H)	L	1- 8
3/2	San Diego (H)	W	11- 4
3/5	Arizona (A)	L (11)	7- 8
3/6	Arizona (A)	W	6- 1
3/7	Arizona (A)	L	1- 10
3/11	Fresno State (N) ^	L	0- 5
3/12	San Diego State (A) ^	W	11- 1
3/13	San Diego (N) ^	W	4- 2
3/14	Alabama-Birmingham (N) ^	W	12- 2
3/16	#10 Arizona State (H) +	L	5- 6
3/17	#10 Arizona State (H) +	L	6- 8
3/19	Washington (A)	W	9- 7
3/20	Washington (A)	W	19- 6
3/21	Washington (A)	W	6- 0
3/23	Loyola Marymount (A)	L	2- 4
3/26	Hawaii (H)	W	3- 0
3/27	Hawaii (H)	W	13- 6
3/28	Hawaii (H)	L	7- 10
4/1	UC Davis (H) •	W	20- 4
4/2	UC Davis (H) •	W	23- 7
4/3	UC Davis (H) •	W	3- 2
4/6	#3 UCLA (A)	W	6- 1
4/9	#18 UC Irvine (A) •	L	4- 7
4/10	#18 UC Irvine (A) •	W	6- 3
4/11	#18 UC Irvine (A) •	W	6- 1
4/16	UC Santa Barbara (A) •	L	3- 5
4/17	UC Santa Barbara (A) •	W	17- 3
4/18	UC Santa Barbara (A) •	W	6- 1
4/20	Pepperdine (H)	W	12- 5
4/23	Cal Poly (H) •	W	8- 6
4/24	Cal Poly (H) •	W	11- 3
4/25	Cal Poly (H) •	W	9- 2
4/27	#24 San Diego (A)	W	13- 10
4/30	Pacific (A) •	W	6- 2
5/1	Pacific (A) •	W	11- 7
5/2	Pacific (A) •	L	10- 18
5/7	UC Riverside (H) •	W	6- 4
5/8	UC Riverside (H) • %	W	9- 1
5/9	UC Riverside (H) •	W	6- 0
5/12	Pepperdine (A)	W	10- 7
5/14	Long Beach State (A) •	W	12- 2
5/15	Long Beach State (A) •	W	8- 0
5/16	Long Beach State (A) •	W	6- 4
5/18	Loyola Marymount (H)	L	10- 11
5/21	Santa Clara (H)	W	8- 0
5/22	Santa Clara (H)	W	6- 4
5/23	Santa Clara (H) &	W (8)	18- 11
5/25	#7 UCLA (H)	W	5- 2
5/28	CS Northridge (H) •	W	6- 0
5/28	CS Northridge (H) •	W	6- 0
5/28	CS Northridge (H) •	W	15- 4

2011

(41-17) Overall; (19-5, 1st) Big West

Big West Conference Champions

Head Coach: Dave Serrano

DATE	OPPONENT	RESULT	SCORE
2/19	North Carolina (H)	L (11)	3- 4
	Long Beach State (H)	W	2- 1
2/20	Long Beach State (A)	L	5- 8
2/21	Long Beach State (A) +	W	4- 3
2/25	#4 TCU (A)	L	1- 4
2/26	#4 TCU (A)	W	8- 4
2/27	#4 TCU (A)	W	2- 1
3/1	Loyola Marymount (H)	W	5- 1
3/4	USC (H)	W	10- 1
3/5	USC (H)	W	7- 3
3/6	USC (A)	W	2- 1
3/11	#16 LSU (A)	L	6- 7
3/12	#16 LSU (A)	L	6- 7
3/13	#16 LSU (A)	L	2- 10
3/15	#21 Texas A&M (A)	L	0- 2
3/18	Washington (H)	W	11- 3
3/19	Washington (H)	W	6- 1
	Washington (H)	W	9- 4
3/22	#6 Arizona State (H) @	W	7- 3
3/23	#6 Arizona State (H) @	L	1- 10
3/25	Hawaii (A)	W	3- 0
3/26	Hawaii (A) !	W (7)	4- 2
	Hawaii (A)	W	4- 2
3/27	Hawaii (A)	W	3- 2
3/29	#24 UCLA (H)	W	5- 3
4/1	UC Davis (A) •	W	14- 0
4/2	UC Davis (A) •	W	7- 0
4/3	UC Davis (A) •	W	4- 2
4/5	Pepperdine (H)	W	13- 3
4/8	UC Irvine (H) •	L	3- 15
4/9	UC Irvine (H) •	W	2- 1
4/10	UC Irvine (H) •	W	10- 4
4/12	Loyola Marymount (A)	W	5- 0
4/15	UC Santa Barbara (H) •	W	3- 2
4/16	UC Santa Barbara (H) •	W	5- 4
4/17	UC Santa Barbara (H) •	W	5- 4
4/21	Cal Poly (A) •	L	2- 7
4/22	Cal Poly (A) •	L	2- 4
4/23	Cal Poly (A) •	W	9- 3
4/26	San Diego (A)	L	8- 12
4/29	Pacific (H) •	W	12- 6
4/30	Pacific (H) •	L	7- 8
5/1	Pacific (H) •	W	6- 4
5/6	UC Riverside (A) •	W	4- 1
5/7	UC Riverside (A) •	W	5- 3
5/8	UC Riverside (A) •	W	3- 2
5/10	Pepperdine (A)	L	0- 7
5/13	Long Beach State (H) •	W	4- 2
5/14	Long Beach State (H) •	W	14- 12
5/15	Long Beach State (H) •	W	6- 1
5/18	Loyola Marymount (H)	W	8- 1
5/24	San Diego (H)	W	6- 4
5/27	CS Northridge (A) •	L	4- 5
5/28	CS Northridge (A) •	W	6- 0
5/29	CS Northridge (A) •	W	11- 6

ALL-TIME YEARLY GAME-BY-GAME RESULTS

NCAA REGIONAL (1)

6/3	Illinois	W	10-	4
6/4	#24 Stanford	L	0-	1
6/5	Illinois	L	5-	7

+ Make-up of Feb. 18 rainout.

! Predetermined 7-inning game

@ DeMarini West Coast Challenge (Fullerton, Calif.)

* Conference game

(1) at Cal State Fullerton (Fullerton, Calif.)

2012

(36-21) Overall; (17-7, 1st) Big West
Big West Conference Champions
Head Coach: Rick Vanderhook

DATE	OPPONENT	RESULT	SCORE
2/17	#1 Florida (A)	L	3- 7
2/18	#1 Florida (A)	L	2- 5
2/19	#1 Florida (A)	W	8- 5
2/24	#15 TCU (H)	L	2- 3
2/25	#15 TCU (H)	W	4- 2
2/26	#15 TCU^ (H)	W (8)	11- 10
2/28	San Diego State (H)	W	3- 0
2/29	Loyola Marymount (H)	W	6- 2
3/2	Utah Valley (H)	W	6- 1
3/3	Utah Valley (H)	W	2- 0
3/4	Utah Valley (H)	W	11- 3
3/6	USC (A)	L	4- 7
3/9	#6 Texas A&M (A)	L	1- 6
3/10	#6 Texas A&M\$ (A)	W (11)	6- 5
3/11	#6 Texas A&M (A)	W	4- 3
3/13	Washington State (H)	L (11)	8- 9
3/16	Long Beach State (H)	W	2- 1
3/16	Long Beach State (H)	W	2- 1
3/18	Long Beach State (H)	L	2- 7
3/22	Oral Roberts (H)	W	7- 1
3/23	Oral Roberts (H)	W	5- 3
3/24	Oral Roberts (H)	L	0- 3
3/27	#14 Arizona State (A)	L	0- 1
3/28	#14 Arizona State (A)	W	9- 5
3/30	CS Northridge (H) •	W	7- 2
3/31	CS Northridge (H) •	W	8- 6
4/1	CS Northridge (H) •	L	1- 5
4/3	San Diego State (A)	W	7- 1
4/5	UC Davis (H) •	W	5- 4
4/6	UC Davis (H) •	W	5- 4
4/7	UC Davis (H) •	W	11- 0
4/10	#17 UCLA (A)	L	2- 4
4/14	UC Irvine (A) •	L	1- 4
4/14	UC Irvine (A) •	W	13- 2
4/15	UC Irvine (A) •	W	5- 3
4/17	Pepperdine (H)	W	8- 6
4/20	Cal Poly (H) •	W	6- 1
4/21	Cal Poly (H) •	L	6- 8
4/22	Cal Poly (H) •	W (10)	5- 4
4/24	Loyola Marymount (A)	L	5- 6
5/1	USC (H)	W	4- 2
5/4	Pacific (A) •	W	5- 2
5/5	Pacific (A) •	W	21- 4
5/6	Pacific (A) •	W	10- 0
5/11	UC Santa Barbara (A) •	W	9- 7
5/12	UC Santa Barbara (A) •	L	1- 7
5/13	UC Santa Barbara (A) •	W	9- 3
5/15	#11 UCLA (H)	L	3- 6
5/18	UC Riverside (H) •	W	3- 2
5/19	UC Riverside (H) •	L	3- 6
5/20	UC Riverside (H) •	L	0- 1
5/25	Long Beach State (A) •	W	4- 0
5/26	Long Beach State (A) •	L	1- 5
5/27	Long Beach State (A) •	W	5- 1

NCAA REGIONAL (1)

6/1	Indiana State (N)	W	9-	5
6/2	Oregon (A)	L	5-	7
6/3	Austin Peay (N)	L	0-	3

^ Game shortened due to TCU's travel schedule

\$ Game resumed on March 11 after rain delay stopped game after 9 innings.

• Conference game

2013

(51-10) Overall; (23-4, 1st) Big West
Big West Conference Champions
NCAA Regional Champions
Head Coach: Rick Vanderhook

DATE	OPPONENT	RESULT	SCORE
2/15	USC (H)	W	3- 2
2/16	Nebraska (H)	W	10- 5
2/16	Nebraska (H)	W	9- 0
2/17	CSU Bakersfield (A)	W	8- 2
2/20	Pepperdine (A)	W	6- 3
2/22	#22 Texas Christian (A)	W	7- 2
2/23	#22 Texas Christian (A)	W	6- 2
2/24	#22 Texas Christian (A)	W	7- 0
3/01	#14 Oregon (H)	W	8- 2
3/02	#14 Oregon (H)	W	5- 2
3/03	#14 Oregon (H)	L	1- 9
3/05	San Diego (A)	L	3- 7
3/06	USC (A)	W	11- 4
3/08	Texas A&M (H)	L	1- 6
3/09	Texas A&M (H)	W	2- 0
3/10	Texas A&M (H)	W	7- 6
3/15	Oral Roberts (A)	W	5- 0
3/16	Oral Roberts (A)	W	6- 2
3/17	Oral Roberts (A)	W	7- 4
3/19	Nebraska (H)	W (11)	8- 7
3/20	Nebraska (H)	W	10- 4
3/22	Long Beach State (A)	W	6- 0
3/23	Long Beach State (A)	W	8- 5
3/24	Long Beach State (A)	W (10)	2- 1
3/26	Loyola Marymount (H)	L	2- 3
3/28	Pacific (H) •	W	9- 2
3/29	Pacific (H) •	W	11- 6
3/30	Pacific (H) •	W	25- 0
4/02	#10 UCLA (A)	W	9- 6
4/05	UC Davis (A) •	W	3- 0
4/06	UC Davis (A) •	W	4- 2
4/07	UC Davis (A) •	W	5- 2
4/09	USC (H)	W	6- 4
4/12	UC Santa Barbara (H) •	W	4- 3
4/13	UC Santa Barbara (H) •	W	10- 2
4/14	UC Santa Barbara (H) •	L	0- 2
4/16	Pepperdine (A)	W	8- 4
4/19	Cal Poly (A) •	L	1- 2
4/20	Cal Poly (A) •	W	10- 5
4/21	Cal Poly (A) •	W	6- 4
4/26	Hawaii (A) •	L	3- 4
4/27	Hawaii (A) •	W	5- 0
4/28	Hawaii (A) •	W	3- 0
5/03	Long Beach State (H) •	W	3- 2
5/04	Long Beach State (H) •	W	2- 1
5/05	Long Beach State (H) •	W	9- 4
5/10	UC Riverside (A) •	W	14- 7
5/11	UC Riverside (A) •	W	12- 0
5/12	UC Riverside (A) •	L	6- 7
5/14	#8 UCLA	W	5- 2
5/17	UC Irvine (H) •	W	5- 2
5/18	UC Irvine (H) •	W	3- 2
5/19	UC Irvine (H) •	W	7- 5
5/23	Cal State Northridge (A) •	W	5- 2
5/24	Cal State Northridge (A) •	W	6- 4
5/25	Cal State Northridge (A) •	W	9- 6

NCAA REGIONAL (1)

5/31	Columbia	W	4- 1
6/1	#24 Arizona State	W	1- 0
6/2	#24 Arizona State	W	6- 1

NCAA SUPER REGIONAL (2)

6/7	#10 UCLA	L (10)	3- 5
6/8	#10 UCLA	L	0- 3

• Conference game

(1) at Cal State Fullerton (Fullerton, Calif.)

(2) at Cal State Fullerton (Fullerton, Calif.)

2014

(34-24) Overall; (14-10, 4th) Big West
Head Coach: Rick Vanderhook

DATE	OPPONENT	RESULT	SCORE
2/14	Washington State (H)	W	12- 0
2/15	Washington State (H)	L (11)	7- 9
2/16	Washington State (H)	W	5- 4
2/18	USC (A)	L	1- 6
2/21	San Francisco (H)	L (19)	5- 6
2/22	San Francisco (H)	W	11- 0
2/23	San Francisco (H)	W	5- 1
2/28	#9 Oregon (A)	W	9- 2
3/1	#9 Oregon (A)	W	3- 2
3/2	#9 Oregon (A)	W	5- 4
3/7	Baylor (A)	W	11- 0
3/8	Baylor (A)	L	0- 1
3/9	Baylor (A)	L	4- 5
3/11	San Diego (A)	L (10)	3- 5
3/14	Saint Mary's (H)	W (13)	6- 5
3/15	Saint Mary's (H)	L	0- 6
3/16	Saint Mary's (H)	W	4- 2
3/18	UNLV (H)	W	2- 1
3/21	Long Beach State (H)	W	5- 1
3/22	Long Beach State (H)	L	2- 3
3/23	Long Beach State (H)	W	6- 5
3/28	Wichita State (A)	W	5- 1
3/29	Wichita State (A)	L	2- 3
3/30	Wichita State (A)	L	2- 4
4/4	UC Davis (H) •	L	1- 3
4/5	UC Davis (H) •	W	7- 1
4/6	UC Davis (H) •	W	9- 1
4/8	UCLA (H)	W	4- 3
4/11	UC Santa Barbara (A) •	W (11)	11- 9
4/12	UC Santa Barbara (A) •	L	2- 3
4/13	UC Santa Barbara (A) •	L	1- 2
4/17	#3 Cal Poly (A) •	L	0- 8
4/18	#3 Cal Poly (A) •	L (13)	3- 4
4/19	#3 Cal Poly (A) •	L	0- 3
4/23	Fresno State (A)	L (16)	1- 2
4/25	Hawaii (H) •	W (10)	1- 0
4/26	Hawaii (H) •	W	17- 4
4/27	Hawaii (H) •	W (11)	2- 1
4/29	San Diego (H)	L	5- 6
4/30	Fresno State (H)	W	8- 1
5/2	Long Beach State (A) •	L	0- 1
5/3	Long Beach State (A) •	L	0- 5
5/4	Long Beach State (A) •	W	6- 0
5/6	UCLA (A)	W	1- 0
5/9	UC Riverside (H) •	L	2- 3
5/10	UC Riverside (H) •	W	6- 0
5/11	UC Riverside (H) •	L (11)	7- 8
5/16	#24 UC Irvine (A) •	W	9- 1
5/17	#24 UC Irvine (A) •	W (10)	2- 1
5/18	#24 UC Irvine (A) •	W	4- 3
5/20	USC (H)	W	17- 3
5/22	Cal State Northridge (H) •	W	4- 2
5/23	Cal State Northridge (H) •	W	3- 0
5/24	Cal State Northridge (H) •	W	6- 0

NCAA REGIONAL (1)

5/30	#19 Nebraska (N)	W	5- 1
5/31	#19 Oklahoma State (A)	L	7 13
6/1	#19 Nebraska (N)	W	4- 3
6/1	#10 Oklahoma State (A)	L	4- 6

• Conference game

(1) at Oklahoma State (Stillwater, Okla.)

ALL-TIME YEARLY GAME-BY-GAME RESULTS

2015

(39-25) Overall; (19-5, 1st) Big West
Big West Conference Champions
NCAA Regional Champions
NCAA Super Regional Champions
Head Coach: Rick Vanderhook

DATE	OPPONENT	RESULT	SCORE
2/13	South Florida (N) %	L	1- 2
2/14	Alabama State (N) %	L	2- 3
2/15	#12 Louisville (N) %	W	8- 6
2/17	USC (H)	L	4- 6
2/20	Stanford (H)	L	0- 2
2/21	Stanford (H)	W	4- 2
2/22	Stanford (H)	L	9- 11
2/27	Baylor (H)	W	10- 1
2/27	Baylor (H)	W	11- 6
2/28	Baylor (H)	W	7- 6
3/3	Pepperdine (H)	W	3- 0
3/6	#5 Texas Tech (H)	W	4- 0
3/7	#5 Texas Tech (H)	W	3- 2
3/8	#5 Texas Tech (H)	W	6- 5
3/10	San Diego (H)	L	4- 9
3/14	Indiana (A)	L (10)	4- 5
3/14	Indiana (A)	L	0- 2
3/15	Indiana (A)	L	4- 10
3/18	CSU Bakersfield (H)	W	11- 0
3/20	Long Beach State (A)	L (12)	3- 4
3/21	Long Beach State (A)	W (10)	2- 1
3/22	Long Beach State (A)	L	1- 6
3/24	Nebraska (A)	L	2- 7
3/25	Nebraska (A)	W	4- 3
3/27	CSUN (A) *	W	5- 3
3/28	CSUN (A) *	L	3- 4
3/29	CSUN (A) *	W	7- 2
4/2	Cal Poly (H) *	L	0- 5
4/3	Cal Poly (H) *	W	2- 1
4/4	Cal Poly (H) *	W	13- 2
4/7	San Diego (A)	W	6- 4
4/10	UC Davis (A) *	L	2- 3
4/11	UC Davis (A) *	W	10- 6
4/12	UC Davis (A) *	W	13- 3
4/14	#3 UCLA (A)	L	2- 7
4/17	#24 Maryland (A)	L	1- 2
4/18	#24 Maryland (A)	L	5- 9
4/19	#24 Maryland (A)	W (10)	1- 0
4/22	CSU Bakersfield (A)	L	1- 14
4/24	UC Irvine (H) *	W	7- 2
4/25	UC Irvine (H) *	L (10)	4- 5
4/26	UC Irvine (H) *	W	7- 5
4/28	USC (A)	W (12)	5- 3
5/1	UC Riverside (A) *	W	9- 0
5/2	UC Riverside (A) *	W	19- 0
5/3	UC Riverside (A) *	W	7- 4
5/8	#11 UC Santa Barbara (H) *	W	3- 0
5/9	#11 UC Santa Barbara (H) *	W	10- 1
5/10	#11 UC Santa Barbara (H) *	L	2- 3
5/12	#2 UCLA (H)	L (10)	4- 5
5/15	Hawaii'i (A) *	W	4- 0
5/16	Hawaii'i (A) *	W	4- 2
5/17	Hawaii'i (A) *	W	5- 2
5/21	Long Beach State (H) *	W	4- 2
5/22	Long Beach State (H) *	W	4- 0
5/23	Long Beach State (H) *	W	5- 3

NCAA REGIONAL (1)

5/29	Pepperdine (H)	W	9- 3
5/30	Arizona State (H)	W (14)	3- 2
5/31	Pepperdine (H)	W	10- 1

NCAA SUPER REGIONAL (2)

6/6	#6 Louisville (A)	W (10)	3- 2
6/7	#6 Louisville (A)	L	3- 9
6/8	#6 Louisville (A)	W (11)	4- 3

NCAA COLLEGE WORLD SERIES (3)

6/14-15	#5 Vanderbilt (N) ^	L	3- 4
6/16	#1 LSU (N)	L	3- 5

* Big West Conference game

% Opening Weekend Challenge at Brighthouse Field -

Clearwater, Fla.

(1) at Cal State Fullerton (Fullerton, Calif.)

(2) at University of Louisville (Louisville, Ky.)

(3) at TD Ameritrade Park (Omaha, Neb.)

^ Play was halted due to lightning, continued the following day

2016

(36-23) Overall; (17-7, 1st) Big West
Big West Conference Champions
Head Coach: Rick Vanderhook

DATE	OPPONENT	RESULT	SCORE
2/20	Stanford (A)	L	0- 2
2/20	Stanford (A)	L	1- 2
2/21	Stanford (A)	W	4- 3
2/26	Indiana (H)	W	8- 3
2/27	Indiana (H)	W (14)	3- 2
2/28	Indiana (H)	W	6- 1
3/2	Arizona (A)	L	0- 2
3/4	Texas Tech (A)	W	7- 3
3/5	Texas Tech (A)	L	5- 6
3/6	Texas Tech (A)	W	4- 1
3/8	Arizona State (H)	L	5- 3
3/9	Arizona State (H)	L (14)	1- 2
3/11	Wichita State (H)	W	9- 1
3/12	Wichita State (H)	W	5- 0
3/13	Wichita State (H)	W	7- 1
3/15	San Diego State (H)	W	8- 1
3/18	Maryland (H)	W (10)	3- 2
3/19	Maryland (H)	L	4- 8
3/20	Maryland (H)	L	0- 1
3/21	USC (A)	L	2- 3
3/24	#20 Long Beach State (H)	L (12)	4- 5
3/25	#20 Long Beach State (H)	W	4- 2
3/26	#20 Long Beach State (H)	L	4- 5
3/29	UCLA (A)	W	14- 7
4/1	CSUN (H) *	W	7- 4
4/2	CSUN (H) *	W	2- 1
4/3	CSUN (H) *	W	8- 5
4/5	San Diego (H)	W	4- 2
4/8	Cal Poly (A) *	W	2- 1
4/9	Cal Poly (A) *	L	0- 1
4/10	Cal Poly (A) *	L	3- 6
4/15	UC Davis (H) *	W	10- 0
4/16	UC Davis (H) *	W	3- 2
4/17	UC Davis (H) *	W	13- 3
4/19	CSU Bakersfield (A)	W	8- 3
4/22	UNLV (H)	W	12- 4
4/23	UNLV (H)	W	6- 0
4/24	UNLV (H)	L	0- 2
4/26	UCLA (H)	W	10- 7
4/29	UC Irvine (A) *	L	0- 2
4/30	UC Irvine (A) *	W	6- 4
5/1	UC Irvine (A) *	W	7- 2
5/3	San Diego State (A)	L	2- 7
5/6	UC Riverside (H) *	W	2- 1
5/7	UC Riverside (H) *	W	6- 2
5/8	UC Riverside (H) *	W	9- 2
5/13	#24 UC Santa Barbara (A) *	L	2- 3
5/14	#24 UC Santa Barbara (A) *	W	18- 2
5/15	#24 UC Santa Barbara (A) *	W	6- 3
5/20	Hawaii'i (H) *	L	3- 6
5/21	Hawaii'i (H) *	W	8- 3
5/22	Hawaii'i (H) *	L	2- 3
5/24	USC (H)	L	1- 2
5/26	#22 Long Beach State (A) *	W	6- 2
5/27	#22 Long Beach State (A) *	L	1- 2
5/28	#22 Long Beach State (A) *	W	2- 1

NCAA REGIONAL (1)

6/3	Louisiana Tech (N) ^	W	1- 0
6/4	#4 Mississippi State (A)	L	1- 4
6/5	Louisiana Tech (N)	L	2- 6

* Big West Conference game

(1) at Mississippi State (Starkville, Miss.)

^ - Game suspended due to inclement weather, resumed following morning

2017

(39-24) Overall; (15-9, 3rd) Big West
Stanford Regional Champions
Long Beach Super Regional Champions
Head Coach: Rick Vanderhook

DATE	OPPONENT	RESULT	SCORE
2/16	#23 Stanford (H)	W	1- 0
2/18	#23 Stanford (H)	W	8- 1
2/19	#23 Stanford (H)	L (11)	6- 7
2/22	San Diego State (H)	L	4- 5
2/24	UNLV (A)	L	1- 6
2/25	UNLV (A)	W	4- 1
2/26	UNLV (A)	W	5- 0
3/3	Houston (A)	L	4- 7
3/4	Houston (A)	W	4- 1
3/7	Arizona State (A)	W	10- 4
3/8	Arizona State (A)	W	13- 4
3/10	Gonzaga (H)	L	0- 1
3/11	Gonzaga (H)	W	4- 3
3/12	Gonzaga (H)	W	3- 2
3/14	San Jose State (H)	W	6- 1
3/15	#12 Arizona (H)	W	4- 0
3/17	New Mexico (H)	W	2- 1
3/18	New Mexico (H)	W	5- 4
3/19	New Mexico (H)	W	1- 0
3/21	at San Diego (A)	W	9- 2
3/24	Long Beach State (A)	L	4- 6
3/25	Long Beach State (A)	L	5- 8
3/26	Long Beach State (A)	L (10)	0- 1
3/28	UCLA (A)	L	7- 9
3/31	UC Riverside (A) *	L	2- 3
4/1	UC Riverside (A) *	W	6- 1
4/2	UC Riverside (A)	W	15- 2
4/4	San Diego (H)	W	13- 2
4/7	UC Davis (H) *	W	6- 0
4/8	UC Davis (H) *	W	9- 8
4/9	UC Davis (H) *	W	8- 5
4/13	USC (A)	L	9- 13
4/14	USC (H)	W	13- 5
4/15	USC (H)	W	2- 1
4/18	San Diego (N)	L	6- 11
4/21	Cal Poly (A) *	W	7- 4
4/22	Cal Poly (A) *	L	6- 13
4/23	Cal Poly (A) *	L	4- 8
4/28	UC Irvine (H) *	W	5- 3
4/29	UC Irvine (H) *	W	3- 2
4/30	UC Irvine (H) *	L	4- 12
5/5	Hawaii'i (A) *	W	3- 1
5/6	Hawaii'i (A) *	L	1- 4
5/7	Hawaii'i (A) *	W	6- 2
5/9	UCLA (H) *	W	4- 3
5/12	UC Santa Barbara (H) *	W	8- 4
5/13	UC Santa Barbara (H) *	L	3- 6
5/14	UC Santa Barbara (H) *	W	12- 3
5/15	Saint Mary's (H)	L	4- 12
5/19	CSUN (A) *	W	3- 2
5/20	CSUN (A) *	W	16- 7
5/21	CSUN (A) *	L	4- 8
5/25	#8 Long Beach State (H) *	W	6- 3
5/26	#8 Long Beach State (H) *	L	1- 2
5/27	#8 Long Beach State (H) *	L	0- 1

NCAA REGIONAL (1)

6/1	BYU (N)	W	13- 2
6/2	#9 Stanford (A)	W	4- 1
6/3	#9 Stanford (A)	W	4- 2

NCAA SUPER REGIONAL (2)

6/9	#8 Long Beach State (A)	L	0- 3
6/10	#8 Long Beach State (A)	W	12- 0
6/11	#8 Long Beach State (A)	W	2- 1

NCAA COLLEGE WORLD SERIES (3)

6/14-15	#1 Oregon State (N)	L	5- 6
6/16	Florida State (N)	L	4- 6

* Big West Conference game

(1) at Stanford (Stanford, Calif.)

(2) at Long Beach State (Long Beach, Calif.)

(3) at TD Ameritrade Park (Omaha, Neb.)

ALL-TIME YEARLY GAME-BY-GAME RESULTS

2018			
(36-25) Overall; (16-10,1st) Big West			
Big West Conference Champions			
Stanford Regional Champions			
Head Coach: Rick Vanderhook			

DATE	OPPONENT	RESULT	SCORE
2/16	#13 Stanford (A)	L	1- 5
2/17	#13 Stanford (A)	L	3- 5
2/18	#13 Stanford (A)	L	5- 6
2/20	Nevada (H)	L	0- 2
2/23	Houston (H)	W (15)	2- 1
2/24	Houston (H)	L	4- 9
2/25	Houston (H)	L	5- 10
2/27	UCLA (H)	L	2- 12
3/2	Tulane (A)	W	9- 3
3/3	Tulane (A)	W	9- 6
3/4	Tulane (A)	L	3- 9
3/9	Oregon State (A)	W	5- 3
3/10	Oregon State (A)	L	4- 6
3/11	Oregon State (A)	L	4- 6
3/16	Grand Canyon (H)	W	7- 3
3/17	Grand Canyon (H)	W	10- 2
3/18	Grand Canyon (H)	W	2- 0
3/20	San Diego (H)	W	9- 3
3/23	Long Beach State (H)	L	2- 5
3/24	Long Beach State (H)	W	2- 1
3/25	Long Beach State (H)	L	1- 3
3/27	USC (H)	L	1- 3
3/29	UC Santa Barbara (A) •	W	3- 0
3/30	UC Santa Barbara (A) •	L	5- 6
3/31	UC Santa Barbara (A) •	L	1- 2
4/3	Arizona State (A)	W	7- 6
4/4	Arizona State (A)	W	2- 1
4/6	Cal Poly (H) •	W	5- 1
4/7	Cal Poly (H) •	W	5- 4
4/8	Cal Poly (H) •	W	6- 3
4/10	Pepperdine (H)	W	3- 2
4/13	San Diego State (A)	L	3- 6
4/14	San Diego State (A)	W	13- 9
4/15	San Diego State (A)	L	6- 9
4/17	San Diego (A)	L	4- 10
4/20	Hawai'i (H) •	W	6- 3
4/21	Hawai'i (H) •	L (10)	4- 6
4/22	Hawai'i (H) •	W	8- 0
4/24	UCLA (A)	L	4- 12
4/27	UC Irvine (A) •	W	8- 3
4/28	UC Irvine (A) •	W	5- 3
4/29	UC Irvine (A) •	W (11)	7- 6
5/4	UC Davis (A) •	W	5- 4
5/5	UC Davis (A) •	W	5- 0
5/6	UC Davis (A) •	W	5- 0
5/11	UC Riverside (H) •	W	3- 2
5/12	UC Riverside (H) •	W	10- 6
5/13	UC Riverside (H) •	L	2- 4
5/17	CSUN (H) •	L (14)	3- 6
5/19	CSUN (H) •	W	3- 0
5/20	CSUN (H) •	W	11- 4
5/22	USC (A)	W	4- 3
5/24	Long Beach State (A) •	W	9- 3
5/25	Long Beach State (A) •	L	0- 1
5/26	Long Beach State (A) •	W	10- 9

NCAA REGIONAL (1)			
6/1	Baylor (N)	W	6- 2
6/2	#2 Stanford (A)	W	2- 1
6/3	#2 Stanford (A)	W	5- 2

NCAA SUPER REGIONAL (2)			
6/8	Washington (H)	L	5- 8
6/9	Washington (H)	W	5- 2
6/10	Washington (H)	L (10)	5- 6

• Big West Conference game
(1) at Stanford (Stanford, Calif.)
(2) at Cal State Fullerton (Fullerton, Calif.)

2019			
(27-26) Overall; (13-11,4th) Big West			
Head Coach: Rick Vanderhook			

DATE	OPPONENT	RESULT	SCORE
2/15	#19 TCU (N)	W	2- 0
2/16	#1 Vanderbilt (N)	L	9- 14
2/17	Virginia (N)	W	6- 5
2/22	Missouri St. (N)	W	7- 0
2/23	Fresno St. (N)	L	2- 5
2/24	Oklahoma (N)	W	8- 6
3/1	#11 Stanford (H)	L	3- 4
3/1	#11 Stanford (H)	L	1- 8
3/3	#11 Stanford (H)	W	6- 5
3/4	Arizona State (H)	L	4- 6
3/8	New Mexico (A)	L	4- 6
3/9	New Mexico (A)	L	11- 18
3/10	New Mexico (A)	W	13- 7
3/12	USC (H)	W	10- 4
3/15	James Madison (H)	L	0- 1
3/16	James Madison (H)	L	0- 2
3/17	James Madison (H)	W	12- 3
3/19	San Diego (A)	L	2- 6
3/22	Long Beach State (A)	W	8- 3
3/23	Long Beach State (A)	W	4- 3
3/24	Long Beach State (A)	W	5- 1
3/26	Pepperdine (H)	L	4- 11
3/29	UC Santa Barbara (H) •	L	6- 7
3/30	UC Santa Barbara (H) •	W	9- 7
3/31	UC Santa Barbara (H) •	L	7- 8
4/5	Cal Poly (A) •	W	16- 2
4/6	Cal Poly (A) •	L	3- 5
4/7	Cal Poly (A) •	W	16- 6
4/9	USC (A)	L	5- 6
4/12	San Diego State (H)	L	1- 6
4/13	San Diego State (H)	L	7- 13
4/14	San Diego State (H)	W	2- 7
4/18	Hawai'i (A) •	W	2- 5
4/19	Hawai'i (A) •	L	6- 8
4/20	Hawai'i (A) •	L	1- 3
4/23	UCLA (H)	L	3- 8
4/26	UC Irvine (H) •	L	3- 7
4/27	UC Irvine (H) •	L	4- 7
4/28	UC Irvine (H) •	W	3- 4
4/30	UC Irvine (A)	W	10- 4
5/3	UC Davis (H) •	L	1- 3
5/4	UC Davis (H) •	W	11- 9
5/5	UC Davis (H) •	L	2- 3
5/7	Grand Canyon (H)	W	11- 3
5/11	UC Riverside (A) •	W	11- 8
5/11	UC Riverside (A) •	W	13- 5
5/13	UC Riverside (A) •	L	3- 8
5/16	Long Beach State (H) •	W	6- 0
5/17	Long Beach State (H) •	W	6- 2
5/18	Long Beach State (H) •	W	6- 1
5/23	CSUN (A) •	L	0- 1
5/24	CSUN (A) •	W	13- 10
5/25	CSUN (A) •	W	9- 2

• Big West Conference game

2020			
(4-12) Overall; (0-0,) Big West			
Head Coach: Rick Vanderhook			
*Season Cancelled Due to Covid-19 Outbreak			

DATE	OPPONENT	RESULT	SCORE
2/14	#17 Stanford (A)	W	7- 1
2/15	#17 Stanford (A)	W	6- 1
2/16	#17 Stanford (A)	L	1- 2
2/18	San Diego State (A)	L	4- 8
2/21	Tulane (H)	L	0- 1
2/22	Tulane (H)	W	7- 5
2/23	Tulane (H)	L	4- 6
2/24	Keio University (H) ^	W	6- 3
2/25	USC (H)	L	1- 7
2/28	San Francisco (H)	L	1- 3
2/29	San Francisco (H)	W	5- 4
3/1	San Francisco (H)	L	6- 7
3/3	#9 Arizona State (H)	L	2- 12
3/4	#9 Arizona State (H)	L	3- 9
3/6	Texas (A)	L	1- 6
3/7	Texas (A)	L	3- 4
3/8	Texas (A)	L	4- 8

^ Exhibition Game
* Season Cancelled after 16 games due to Covid-19 outbreak

ALL-TIME YEARLY GAME-BY-GAME RESULTS

2021			
(20-35) Overall; (13-23, 9th) Big West			
Head Coach: Rick Vanderhook			

DATE	OPPONENT	RESULT	SCORE
2/20	Utah (H)	W	3- 1
2/21	Utah (H)	W	15- 1
2/22	Utah (H)	L	5- 6
2/26	San Diego (A)	L	1- 6
2/27	San Diego (A)	L	5- 6
2/28	San Diego (A)	W	5- 1
3/2	UCLA (A)	L	1- 14
3/5	USC (A)	W	5- 0
3/6	UCLA (A)	L	1- 6
3/7	Pepperdine (H)	L	4- 10
3/9	UCLA (H)	L	2- 6
3/12	Arizona State (A)	L	0- 10
3/13	Arizona State (A)	L	4- 6
3/13	Arizona State (A)	L	2- 5
3/19	UC Santa Barbara (H) •	L	2- 9
3/20	UC Santa Barbara (H) •	L	4- 11
3/20	UC Santa Barbara (H) •	W	4- 1
3/21	UC Santa Barbara (H) •	W (10)	10- 9
3/26	UC Riverside (A) •	W	4- 3
3/27	UC Riverside (A) •	W	18- 6
3/27	UC Riverside (A) •	L	5- 7
3/28	UC Riverside (A) •	W	16- 8
4/2	San Diego (H)	W	3- 1
4/3	San Diego (A)	L	2- 8
4/9	California Baptist (H)	W	8- 3
4/10	California Baptist (H)	W	6- 3
4/11	California Baptist (H)	L	7- 9
4/16	UC Davis (A) •	W	9- 3
4/17	UC Davis (A) •	L	7- 9
4/17	UC Davis (A) •	W	2- 1
4/18	UC Davis (A) •	W	7- 6
4/23	CSUN (A) •	L (8)	1- 11
4/24	CSUN (A) •	W (10)	6- 4
4/24	CSUN (A) •	L	2- 10
4/25	CSUN (A) •	W	6- 5
4/30	Hawaii (H) •	W (11)	5- 4
5/1	Hawaii (H) •	L	1- 4
5/1	Hawaii (H) •	L	8- 16
5/2	Hawaii (H) •	L	2- 8
5/7	UC San Diego (H) •	W (16)	6- 3
5/8	UC San Diego (H) •	L	2- 5
5/8	UC San Diego (H) •	L (11)	5- 7
5/9	UC San Diego (H) •	L	1- 6
5/14	Cal Poly (A) •	L	1- 5
5/15	Cal Poly (A) •	L (8)	3- 13
5/15	Cal Poly (A) •	L (7)	0- 10
5/16	Cal Poly (A) •	L	1- 9
5/21	Long Beach State (H) •	L	1- 9
5/22	Long Beach State (H) •	W	11- 3
5/22	Long Beach State (H) •	L	4- 14
5/23	Long Beach State (H) •	L	1- 4
5/28	UC Irvine (A) •	L	4- 10
5/29	UC Irvine (A) •	L	0- 7
5/29	UC Irvine (A) •	L	5- 9
5/30	UC Irvine (A) •	L	2- 4

• Big West Conference game

2022			
(22-33) Overall; (14-16, 7th) Big West			
Head Coach: Jason Dietrich			

DATE	OPPONENT	RESULT	SCORE
2/18	#6 Stanford (A)	L	0- 1
2/19	#6 Stanford (A)	W	11- 0
2/20	#6 Stanford (A)	L	1- 11
2/25	Gonzaga (H)	L	3- 12
2/26	Gonzaga (H)	L	0- 2
2/27	Gonzaga (H)	L	2- 3
3/1	Kansas State (H)	W	5- 7
3/4	Pepperdine (H)	L	1- 4
3/5	Pepperdine (H)	L	2- 12
3/6	Pepperdine (H)	L	8- 12
3/8	#24 UCLA (A)	L	4- 5
3/11	LMU (H)	W	12- 11
3/12	LMU (H)	L	2- 8
3/13	LMU (H)	W	9- 5
3/15	San Diego (A)	L	10- 11
3/18	UC Santa Barbara (A) •	L	1- 3
3/19	UC Santa Barbara (A) •	L	2- 7
3/20	UC Santa Barbara (A) •	W	7- 6
3/22	USC (A)	L	10- 11
3/25	UC Riverside (H) •	W	11- 1
3/26	UC Riverside (H) •	W	2- 1
3/27	UC Riverside (H) •	W	16- 6
3/30	San Jose State (H)	W	6- 5
4/1	CSU Bakersfield (A) •	L	6- 7
4/2	CSU Bakersfield (A) •	L	3- 5
4/3	CSU Bakersfield (A) •	W	10- 7
4/5	UC Irvine (A)	L	1- 6
4/8	Michigan (A)	L	1- 2
4/9	Michigan (A)	L	2- 8
4/10	Michigan (A)	L	10- 11
4/14	UC Davis (H) •	W	9- 3
4/15	UC Davis (H) •	W	4- 3
4/16	UC Davis (H) •	W	11- 7
4/19	USC (H)	W	5- 4
4/22	CSUN (H) •	W	3- 2
4/23	CSUN (H) •	L	1- 2
4/24	CSUN (H) •	L	2- 5
4/26	San Diego (H) •	W	8- 7
4/29	Hawaii (A) •	W	7- 0
4/30	Hawaii (A) •	L	4- 5
5/1	Hawaii (A) •	L	3- 17
5/3	BYU (H)	L	5- 10
5/6	UC San Diego (A) •	L	4- 8
5/7	UC San Diego (A) •	W	19- 7
5/8	UC San Diego (A) •	L	4- 6
5/10	#15 UCLA (H)	W	9- 2
5/13	Cal Poly (H) •	L	4- 13
5/14	Cal Poly (H) •	L	2- 6
5/15	Cal Poly (H) •	L	1- 2
5/20	Long Beach State (A) •	L	4- 5
5/21	Long Beach State (A) •	L	3- 4
5/22	Long Beach State (A) •	W	3- 0
5/26	UC Irvine (H) •	W	2- 0
5/27	UC Irvine (H) •	L	3- 7
5/28	UC Irvine (H) •	W	9- 3

• Big West Conference game

2023			
(32-24) Overall; (20-10, 2nd) Big West			
Head Coach: Jason Dietrich			
Stanford Regional			

DATE	OPPONENT	RESULT	SCORE
2/17	#3 Stanford (H)	W	8- 1
2/18	#3 Stanford (H)	L	5- 7
2/29	#3 Stanford (H)	L (10)	13- 21
2/21	Tulane (H)	W	6- 5
2/26	Michigan (H)	L	5- 9
2/26	Michigan (H)	L	3- 7
3/3	Texas (H)	W	6- 5
3/4	Texas (H)	L	4- 4
3/5	Texas (H)	W (11)	5- 4
3/7	Utah (H)	L	2- 3
3/11	Pepperdine (A)	L	5- 6
3/12	Pepperdine (A)	W (12)	10- 8
3/12	Pepperdine (A)	W	5- 1
3/17	UC Irvine (A) •	W	10- 0
3/18	UC Irvine (A) •	L	5- 12
3/19	UC Irvine (A) •	W	9- 5
3/24	UC Davis (A) •	W	11- 2
3/25	UC Davis (A) •	W	6- 4
3/26	UC Davis (A) •	W	4- 1
3/28	UCLA (H)	W	15- 5
3/31	Hawaii (H) •	W	7- 6
4/1	Hawaii (H) •	L	10- 14
4/2	Hawaii (H) •	W (10)	12- 11
4/6	UC Santa Barbara (H) •	L	0- 14
4/7	UC Santa Barbara (H) •	W	8- 1
4/8	UC Santa Barbara (H) •	W	5- 0
4/11	USC (A)	L	3- 4
4/14	UC Riverside (A) •	W	3- 2
4/15	UC Riverside (A) •	W	13- 1
4/16	UC Riverside (A) •	W	5- 4
4/18	LMU (H)	W	11- 2
4/21	CSU Bakersfield (H) •	W	8- 6
4/22	CSU Bakersfield (H) •	W	10- 5
4/23	CSU Bakersfield (H) •	W	5- 2
4/25	Arizona State (A) •	L	1- 9
4/26	Arizona State (A) •	W (11)	11- 8
4/28	CSUN (A) •	L	4- 11
4/29	CSUN (A) •	W	15- 1
4/30	CSUN (A) •	W (11)	4- 2
5/3	USC (H)	W	4- 2
5/5	TCU (A)	W	2- 1
5/6	TCU (A)	L	4- 13
5/7	TCU (A)	L	1- 6
5/9	UCLA (A)	L	2- 10
5/12	UC San Diego (H) •	L	4- 7
5/13	UC San Diego (H) •	L	2- 11
5/14	UC San Diego (H) •	L	1- 4
5/19	Long Beach State (H) •	L	1- 2
5/20	Long Beach State (H) •	L	4- 7
5/21	Long Beach State (H) •	W	9- 1
5/25	Cal Poly (A) •	W	9- 4
5/26	Cal Poly (A) •	W	7- 4
5/27	Cal Poly (A) •	L	4- 5
NCAA REGIONAL (1)			
6/2	Texas A&M (N)	L	7- 12
6/3	San Jose State (N)	W	9- 5
6/4	#8 Stanford (A)	L	5- 6

• Big West Conference game

ALL-TIME YEARLY GAME-BY-GAME RESULTS

2024

(16-38) Overall; (7-23, 10th) Big West
Head Coach: Jason Dietrich

DATE	OPPONENT	RESULT	SCORE
2/16	Stanford (A)	W	4- 0
2/16	Stanford (A)	W	15- 6
2/18	Stanford (A)	L	1- 4
2/23	Fresno State (H)	L	0- 8
2/24	Fresno State (H)	W	5- 4
2/25	Fresno State (H)	L	1- 2
2/27	LMU (H)	W	6- 4
3/1	Southeastern Louisiana (N)	L	1- 5
3/2	#11 East Carolina (A)	L (11)	1- 2
3/3	Purdue (N)	L	3- 11
3/8	Jacksonville (H)	W	12- 2
3/9	Jacksonville (H)	W (7)	13- 2
3/9	Jacksonville (H)	W (7)	15- 3
3/13	Ohio State (H)	L	10- 13
3/15	UC San Diego (A) •	W	2- 1
3/16	UC San Diego (A) •	L	9- 10
3/17	UC San Diego (A) •	L	2- 4
3/19	San Diego (H)	L	2- 7
3/22	Long Beach State (A) •	L	2- 5
3/23	Long Beach State (A) •	L	3- 4
3/24	Long Beach State (A) •	L	6- 9
3/26	San Diego (A)	L	5- 13
3/28	Cal Poly (H) •	W	8- 2
3/29	Cal Poly (H) •	L	2- 5
3/29	Cal Poly (H) •	L	0- 6
4/6	CSU Bakersfield (A) •	L	0- 1
4/6	CSU Bakersfield (A) •	W	13- 5
4/7	CSU Bakersfield (A) •	L	4- 5
4/12	UC Riverside (H) •	W	11- 8
4/14	UC Riverside (H) •	W	4- 3
4/14	UC Riverside (H) •	L	6- 9
4/16	Arizona State (H) •	L	1- 3
4/17	Arizona State (H) •	W (7)	14- 4
4/19	CSUN (H) •	L	6- 9
4/20	CSUN (H) •	L	4- 6
4/21	CSUN (H) •	L (12)	5- 7
4/23	USC (H)	L	4- 6
4/26	UC Santa Barbara (A) •	L	2- 13
4/27	UC Santa Barbara (A) •	L	1- 5
4/28	UC Santa Barbara (A) •	L	0- 4
5/3	UCLA (N @ Angel Stadium)	W (12)	2- 1
5/4	UCLA (H)	L	1- 4
5/5	UCLA (A)	L	4- 11
5/7	LMU (A)	L	7- 9
5/10	UC Davis (H) •	L	4- 7
5/11	UC Davis (H) •	L	3- 7
5/12	UC Davis (H) •	W	2- 1
5/17	UC Irvine (H) •	L (12)	6- 10
5/18	UC Irvine (H) •	W	9- 2
5/19	UC Irvine (H) •	L	4- 18
5/23	Hawaii (A) •	L	2- 10
5/24	Hawaii (A) •	L	2- 4
5/25	Hawaii (A) •	L	2- 5

• Big West Conference game

