



MEN'S SOCCER RECORD BOOK





Largest Titan Soccer Crowds at Titan Stadium

Atten.	Date	Result, Opponent	Note
1. 4,762	Oct. 18, 1997	W, 3-1 vs. UCLA	(JUSA promotion)
2. 3,079	Oct. 18, 1998	W, 2-1 vs. UCLA	(JUSA promotion)
3. 2,916	Oct. 20, 1995	L, 0-4 vs. UCLA	(JUSA promotion)
4. 2,787	Nov. 19, 1994	W, 3-1 OT vs. USD	(NCAA tournament)
5. 2,651	Nov. 27, 1994	W, 1-0 OT vs. USF	(NCAA tournament)
6. 2,551	Nov. 24, 1996	W, 2-1 vs. UCLA	(NCAA tournament)
7. 2,321	Oct. 16, 1998	W, 3-0 vs. Sacramento St.	(JUSA promotion)
8. 1,984	Dec. 1, 1996	T, 0-0 vs. Creighton*	(NCAA tournament)

*Creighton advanced by winning a shootout

As Cal State Fullerton soccer established itself as one of the nation's elite programs, the cornerstone could be seen in the form of Titan Stadium. Completed in 1992, the 10,000-seat facility has been called by many "one of the finest soccer facilities in the nation." With deference to the much larger but fan-unfriendly Rose Bowl, site of the 1994 World Cup and 1999 Women's World Cup, Titan Stadium was the finest soccer facility in Southern California until the completion of the StubHub Center in Carson, the home of the Los Angeles Galaxy (2003-present) and Adidas Running Club (2003-present).

Titan Stadium features 2,000 chair-back seats and 2,500 bleachers with backrests in the western grandstand and about 5,000 seats on concrete steps along the eastern sideline. The pitch has an underground drainage system that allows it to be almost perfectly flat and it is of maximum width and length -- 75 x 120 yards. The main press box seats more than 50 individuals.

The stadium shell was completed on Jan. 15, 1992. The first event was commencement on May 30, 1992, and the first soccer activity was a scrimmage between Fullerton and Biola University on Aug. 22, 1992. The first collegiate soccer match was Fullerton vs. UC Santa Barbara on Sept. 5, 1992, followed that evening by Fullerton vs. CSUN in football. During the summer of 1998, the field level locker room was completed and concessions stands and restrooms were built on the eastern terrace.

During the months leading to the 1994 World Cup, Titan Stadium played host to several international exhibitions featuring the United States team. The Colombia team trained at Fullerton and several other nations used the facility after the Colombian team was eliminated.

In 1993 and 1994, Titan Stadium served as the home of the Los Angeles Salsa of the American Professional Soccer League. Los Angeles lost to Colorado, 2-1, in the 1993 APSL

All-Time Record at Titan Stadium

Year	W-L-T
1992	7-1-0
1993	7-3-0
1994	6-2-0
1995	7-3-0
1996	6-1-3
1997	6-3-0
1998	8-2-1
1999	8-1-0
2000	10-1-0
2001	6-1-1
2002	5-3-2
2003	6-2-1
2004	3-6-1
2005	4-6-1
2006	3-4-0
2007	4-5-2
2008	1-7-0
2009	4-3-1
2010	3-7-0
2011	5-3-3
2012	6-4-1
2013	3-3-1
2014	5-2-1
2015	8-4-0
2016	3-2-2
2017	5-3-3
2018	3-2-3
2019	9-2-1
2021	3-3-2

Totals 145-81-28

Championship held in Titan Stadium.

In recent years, the soccer slate has included many international exhibitions, Los Angeles Galaxy, women's pro matches and contests of the L.A. Blues.

In 1994, Cal State Fullerton hosted its first NCAA tournament games ever when the Titans played, and defeated, the University of San Diego and the University of San Francisco in the first two rounds of the tournament.

The stadium is only part of the Titan Sports Complex, which was financed by a unique arrangement with the city of Fullerton and an on-campus Marriott Hotel. A baseball stadium seating 3,500, a two-diamond softball complex seating more than 1,000, an all-weather running track, renovated tennis courts and an auxiliary soccer field all were part of the original \$10 million project that has seen more than \$4 million in improvements.

With its proximity to Hollywood, Titan Stadium has become a favorite film location for movies, commercials and video games. Numerous professional stars from many sports including soccer's Mia Hamm and Abby Wambach have been featured. The last major studio movie production to utilize Titan Stadium was "Rocky and Bullwinkle."

Year-by-Year Titan Soccer Division I Results							
Year	Coach	Overall Record	Conference Record	Place	Conference	Post-Season	
*1975	Dennis Checkett	9-4-2	4-1-0		SCISA	1-1 (NCAA 2nd Round)	
1976	Dennis Checkett	7-9-2	2-6-1		Pacific		
1977	Ralph Perez	11-7-2	2-2-0		-----		
1978	Hector Tovar	11-8-4	2-1-1		SCISA		
1979	Hector Tovar	12-9-0	-----		-----		
1980	Jim Noble/Steve McKay	12-4-3	5-1-2		SCISA		
1981	Al Mistri	13-6-0	5-2-0		SCISA		
1982	Al Mistri	13-6-3	3-3-2		SCISA		
1983	Al Mistri	8-11-2	1-5-0		PCAA		
1984	Al Mistri	10-6-5	1-1-1		PCAA		
1985	Al Mistri	10-9-1	3-2-1	3rd	PCAA		
1986	Al Mistri	8-11-2	4-1-0	1st	PCAA	0-1 (NCAA 1st Round)	
1987	Al Mistri	12-7-1	5-4-1	3rd	PCAA		
1988	Al Mistri	7-11-2	4-5-1	4th	Big West		
1989	Al Mistri	12-7-1	6-3-1	2nd	Big West		
1990	Al Mistri	8-8-3	5-4-1	4th	Big West		
1991	Al Mistri	10-10-0	6-4-0	3rd	Big West		
1992	Al Mistri	12-6-0	6-1-0	2nd	MPSF Pacific		
1993	Al Mistri	16-7-0	5-2-0	3rd	MPSF Pacific	3-1 (NCAA Semifinals)	
1994	Al Mistri	14-7-2	4-3-0	4th	MPSF Pacific	2-1 (NCAA Quarterfinals)	
1995	Al Mistri	12-8-0	3-4-0	5th	MPSF Pacific		
1996	Al Mistri	11-4-6	3-1-1	2nd	MPSF Pacific	1-0-1 (NCAA 2nd Round)	
1997	Al Mistri	10-10-0	3-2-0	2nd	MPSF Pacific		
1998	Al Mistri	14-5-2	7-1-1	2nd	MPSF	0-1 (NCAA 1st Round)	
1999	Al Mistri	14-5-0	5-2-0	2nd	MPSF Pacific		
2000	Al Mistri	15-6-1	6-0-1	1st	MPSF Pacific	0-1 (NCAA 1st Round)	
2001	Al Mistri	9-10-1	5-5-0	3rd	Big West		
2002	Al Mistri	8-9-3	4-4-2	3rd	Big West		
2003	Al Mistri	8-10-2	3-6-1	T5th	Big West		
2004	Al Mistri	6-10-2	4-6-0	4th	Big West		
2005	Al Mistri	4-14-1	1-9-0	T5th	Big West		
2006	Bob Ammann	7-11-1	3-7-0	5th	Big West		
2007	Bob Ammann	7-10-3	2-7-3	6th	Big West		
2008	Bob Ammann	5-14-1	2-7-1	6th	Big West		
2009	Bob Ammann	8-9-2	4-5-1	5th	Big West		
2010	Bob Ammann	7-12-2	4-6-0	T4th	Big West		
2011	Bob Ammann	7-7-6	1-6-0	7th	Big West		
2012	Bob Ammann	8-12-1	4-5-1	5th	Big West South		
2013	Bob Ammann	6-11-1	3-6-1	4th	Big West South		
2014	George Kuntz	10-8-6	5-2-1	3rd	Big West South	0-1 (NCAA 1st Round)	
2015	George Kuntz	13-8-1	6-3-1	1st	Big West South	0-1 (NCAA 1st Round)	
2016	George Kuntz	10-9-4	4-3-3	2nd	Big West South	Big West Tournament Finals	
2017	George Kuntz	10-8-4	4-4-2	1st	Big West South	0-1 (NCAA 1st Round)	
2018	George Kuntz	7-6-8	2-3-2	6th	Big West	Big West Tournament Semi	
2019	George Kuntz	12-7-1	3-4	5th	Big West	Big West Tournament Semi	
2021	George Kuntz	3-11-3	1-7-1	10th	Big West		
2022	George Kuntz	8-6-5	3-3-3	7th	Big West		
TOTALS:		454-393-102	156-160-32			8-9-1 (10 years)	
		<i>*First year of competition at Division I level</i>		<i>*Competed at Division II level from 1965-1974</i>			

CAL STATE FULLERTON



MEN'S SOCCER RECORD BOOK

School	Record	Last Meeting
Air Force.....	5-2-2.....	2021 (T, 3-3 OT)
Alabama A&M.....	1-0-0.....	2008 (W, 2-0)
Albany (N.Y.).....	1-0-0.....	2013 (W, 2-1)
Akron.....	1-0-1.....	2011 (T, 0-0)
American.....	2-1-0.....	2012 (L, 0-1)
Army.....	1-0-0.....	1991 (W, 3-1)
Azusa Pacific.....	4-1-0.....	1983 (W, 4-2)
Biola.....	9-0-0.....	1985 (W, 4-2)
Boston University.....	1-0-1.....	2002 (T, 0-0)
Bradley.....	1-0-0.....	2008 (W, 2-1)
Brown.....	1-0-0.....	1995 (W, 1-0)
Bryant.....	1-0-0.....	2019 (W, 2-1)
Buffalo.....	1-0-0.....	2000 (W, 4-1)
BYU.....	4-0-0.....	1986 (W, 1-0)
California.....	7-6-2.....	2022 (W, 3-1)
California Baptist.....	1-0-1.....	2019 (W, 1-0)
Cal Poly.....	23-15-1.....	2022 (W, 3-2)
Cal State East Bay.....	1-4-1.....	1984 (T, 1-1)
CSU-Bakersfield.....	3-4-1.....	2022 (W, 1-0)
CSU-Dominguez.....	2-0-0.....	1999 (W, 3-2)
CSU-Los Angeles.....	7-4-1.....	1998 (W, 7-0)
CSUN.....	18-26-7.....	2022 (L, 0-1)
Canisius.....	0-1-0.....	2012 (L, 2-4)
Chapman.....	5-2-1.....	2004 (W, 3-0)
Chico State.....	2-0-0.....	1983 (W, 2-0)
Claremont.....	5-0-1.....	1984 (W, 3-1)
Clemson.....	1-2-0.....	2017 (L, 2-0)
Coastal Carolina.....	1-0-1.....	2009 (T, 1-1)
Colgate.....	0-1-0.....	2013 (L, 1-3)
Colorado College.....	3-0-0.....	1978 (W, 1-0)
Concordia (CA).....	1-0-0.....	2000 (W, 12-0)
Cornell.....	0-3-0.....	2018 (L, 1-2)
Creighton.....	0-1-1.....	1996 (T, 0-0)
Davidson.....	0-1-0.....	1992 (L, 0-4)
Dayton.....	1-0-0.....	1999 (W, 3-1)
Denver.....	3-3-0.....	2021 (L, 1-2)
Detroit.....	0-1-0.....	2014 (L, 2-1)
Detroit-Mercy.....	1-0-0.....	2007 (W, 1-0)
Drake.....	1-0-0.....	1992 (W, 3-2)
Duke.....	0-1-0.....	1997 (L, 1-4)
Evansville.....	1-0-0.....	1995 (W, 5-1)
Fairleigh Dickinson.....	1-0-0.....	2009 (W, 3-0)
Florida Atlantic.....	1-0-0.....	2003 (W, 3-2)
Florida Gulf Coast.....	1-0-1.....	2019 (W, 2-0)

Florida International.....	1-1-0.....	2003 (L, 0-2)
Fresno Pacific.....	2-2-0.....	1985 (W, 1-0)
Fresno State.....	14-14-2.....	2003 (W, 3-1)
Furman.....	0-1-0.....	2000 (L, 1-2 OT)
George Mason.....	0-1-0.....	2011 (L, 1-2)
Georgetown.....	0-1-0.....	2008 (L, 0-2)
George Washington.....	1-0-0.....	2015 (W, 3-0)
Gonzaga.....	2-1-0.....	2000 (W, 4-3 OT)
Grand Canyon.....	3-0-0.....	2015 (W, 2-0)
Green Bay.....	2-0-0.....	2011 (W, 2-1)
Hartford.....	1-0-0.....	2019 (W, 2-0)
Hope International.....	2-0-0.....	2011 (W, 1-0)
Houston Baptist.....	0-1-0.....	2008 (L, 0-1)
Illinois State.....	1-0-0.....	1994 (W, 3-1)
Illinois-Chicago.....	0-1-0.....	2014 (L, 3-2OT)
Incarate Word.....	1-0-0.....	2022 (W, 2-1)
Indiana.....	2-2-0.....	2004 (L, 1-2 2OT)
Iona.....	1-0-0.....	1997 (W, 4-3)
James Madison.....	0-1-1.....	2019 (L, 0-1)
Kentucky.....	2-0-0.....	1999 (W, 1-0)
LIFE Pacific.....	1-0-0.....	2022 (10-0)
Long Beach State.....	6-1-0.....	1984 (W, 4-2)
Long Island.....	1-0-0.....	2007 (W, 2-0)
Loyola (Maryland).....	0-0-1.....	2001 (T, 2-2)
Loyola (Chicago).....	1-0-0.....	2019 (W, 2-1)
Loyola Marymount.....	14-6-1.....	2022 (L, 1-2)
Maine.....	1-0-0.....	2006 (W, 3-0)
Maryland.....	0-2-0.....	2019 (L, 0-2)
Massachusetts.....	1-0-0.....	1997 (W, 2-1)
Memphis.....	2-2-0.....	2016 (W, 4-1)
Metro State.....	0-0-1.....	1978 (T, 0-0)
Michigan.....	0-1-0.....	2007 (L, 0-4)
Michigan State.....	1-0-0.....	1998 (W, 2-0)
Missouri State.....	0-0-1.....	2018 (T, 1-1)
Nebraska-Omaha.....	3-0-0.....	2018 (W, 2-0)
New Hampshire.....	1-0-0.....	1994 (W, 3-1)
New Mexico.....	7-8-0.....	2018 (L, 1-5)
Northwestern.....	0-0-1.....	2014 (T, 0-0 2OT)
North Carolina.....	1-0-0.....	1993 (W, 3-2)
North Texas.....	1-1-0.....	1992 (W, 4-1)
Notre Dame.....	0-0-2.....	2004 (L, 0-0 2OT)
Oakland.....	0-1-0.....	2004 (L, 1-2)
Ohio State.....	1-4-0.....	2015 (L, 0-2)
Old Dominion.....	1-1-0.....	1993 (W, 1-0)
Oral Roberts.....	1-0-0.....	2006 (W, 3-2)
Oregon State.....	5-0-0.....	1999 (W, 3-2 2OT)
Pacific.....	6-2-0.....	2017 (L, 1-2)
Penn State.....	2-3-0.....	2009 (W, 2-1)
Pittsburgh.....	1-0-0.....	2010 (W, 2-0)
Pomona-Pitzer.....	5-0-2.....	1982 (W, 6-0)
Portland.....	2-6-1.....	2017 (L, 0-5)
Puget Sound.....	1-0-0.....	1983 (W, 2-1)

Rutgers.....	1-2-0.....	2001 (L, 0-3)
Sacramento State.....	9-5-0.....	2022 (L, 0-1)
St. Francis.....	1-0-1.....	2022 (W, 4-1)
St. John's.....	0-1-0.....	2001 (L, 1-2 OT)
St. Louis.....	0-0-1.....	1996 (T, 0-0)
Saint Mary's.....	5-2-2.....	2016 (L, 0-2)
San Diego.....	13-14-6.....	2022 (T, 2-2)
San Diego State.....	13-12-1.....	2010 (L, 1-4)
San Francisco.....	10-13-2.....	2021 (L, 0-1)
San Jose State.....	13-11-3.....	2010 (L, 0-1)
Santa Clara.....	9-13-3.....	2022 (W, 1-0)
Seattle.....	0-1-0.....	2021 (L, 0-1)
Seattle Pacific.....	0-1-2.....	1994 (T, 2-2)
SIU-Edwardsville.....	1-0-0.....	1990 (W, 4-1)
SMU.....	1-3-0.....	2000 (W, 2-1 OT)
Sonoma State.....	1-0-0.....	1982 (W, 4-1)
South Carolina.....	0-2-0.....	2001 (L, 0-2)
Stanford.....	4-7-3.....	2006 (T, 1-1)
Stetson.....	0-0-1.....	2022 (T, 2-2)
Syracuse.....	2-0-0.....	2012 (W, 3-1)
Tampa.....	0-1-0.....	1995 (L, 3-4)
TCU.....	1-0-0.....	1987 (W, 3-0)
Tulsa.....	0-1-0.....	1998 (L, 0-4)
UC Davis.....	12-12-5.....	2022 (T, 0-0)
UC Irvine.....	23-28-9.....	2022 (L, 2-3)
UCLA.....	7-28-1.....	2022 (L, 0-1)
UC Riverside.....	21-13-10.....	2022 (T, 1-1)
UC San Diego.....	1-1-0.....	2022 (W, 1-0)
UC Santa Barbara.....	25-35-5.....	2022 (T, 0-0)
UMBC.....	1-0-0.....	2014 (W, 4-3 2OT)
UMKC.....	1-0-0.....	2000 (W, 4-3)
UNLV.....	22-13-2.....	2018 (W, 1-0)
USC.....	5-1-1.....	1980 (T, 2-2)
U.S. International.....	7-8-3.....	1990 (W, 2-1)
UTRGV.....	2-0-0.....	2016 (W, 1-0, 2OT)
Utah Valley.....	1-2-0.....	2019 (W, 2-0)
Vanderbilt.....	0-1-0.....	1997 (L, 2-3)
Vermont.....	3-1-0.....	2017 (W, 2-1)
Virginia.....	0-1-2.....	1999 (L, 1-2)
Washington.....	2-11-0.....	2021 (L, 0-4)
Western Kentucky.....	2-0-1.....	1996 (W, 2-0)
Westmont.....	5-3-0.....	1982 (W, 2-0)
West Virginia.....	0-1-0.....	2010 (L, 1-3)
Whittier College.....	3-0-0.....	1980 (W, 5-0)
William & Mary.....	0-1-0.....	1986 (L, 0-2)
Wisconsin.....	1-0-0.....	1996 (W, 3-1)
Wisconsin-Milwaukee.....	1-0-0.....	2009 (W, 2-1)
Wofford.....	1-0-0.....	2017 (W, 1-0)
Wright State.....	0-1-0.....	2015 (L, 1-2)

Totals: 453-392-102



Air Force

Overall: 5-2-1 (H: 3-0-1 A: 1-2-1 N:1-0)

10.05.86	at Air Force	L, 2-4
11.03.87	Fullerton	T, 0-0
09.28.97	at Air Force	L, 1-2
10.31.99	Neutral	W, 3-1
09.23.05	Fullerton	W, 3-2 (OT)
09.12.08	at Air Force	W, 2-0
09.20.12	Fullerton	W, 2-0
09.15.19	Fullerton	W, 3-2 (OT)
09.10.21	at Air Force	T, 3-3 (2OT)

Current Streak: None
Total Points: 19-14
Biggest Win: 2 (3x, last 09.20.12)
Biggest Loss: 2 (2-4, 10.05.86)

Alabama A & M

Overall: 1-0-0 (H: 0-0-0 A: 0-0-0 N: 1-0)

08.29.08	Neutral	W, 2-0
----------	---------	--------

Current Streak: 1, Fullerton
Total Points: 2-0
Biggest Win: 2 (2-0, 08.29.08)

Albany

Overall: 1-0-0 (H: 0-0-0 A: 0-0-0 N: 1-0)

09.01.13	Northridge, CA	W, 2-1
----------	----------------	--------

Current Streak: 1, Fullerton
Total Points: 2-1
Biggest Win: 1 (2-1, 09.01.13)

Akron

Overall: 1-0-1 (H: 0-0-0 A: 0-0-0 N: 1-0-1)

1991	Neutral	W, 1-0
09.01.11	at Northridge, CA	T, 0-0 (2OT)

Current Streak: None
Total Points: 1-0
Biggest Win: 1 (1-0, 09.20.12)

American

Overall: 2-1-0 (H: 0-1-0 A: 1-0-0 N: 1-0)

09.08.96	Neutral	W, 4-2
09.16.11	at American	W, 3-0
08.24.12	Fullerton	L, 0-1

Current Streak: 1, American
Total Points: 7-3
Biggest Win: 3 (3-0, 09.16.11)
Biggest Loss: 1 (0-1, 08.24.12)

Army

Overall: 1-0-0 (H: 0-0-0 A: 0-0-0 N: 1-0)

1991	Neutral	W, 3-1
------	---------	--------

Current Streak: 1, Fullerton
Total Points: 3-1
Biggest Win: 2 (3-1, 1991)

Azusa Pacific

Overall: 4-1-0 (H: 1-1-1 A: 3-0-0 N: 0-0)

1978	Fullerton	W, 3-0
------	-----------	--------

1979	at Azusa Pacific	W, 3-0
10.01.80	at Azusa Pacific	L, 1-2
10.21.81	at Azusa Pacific	W, 6-1
09.17.83	at Azusa Pacific	W, 4-2

Current Streak: 2, Fullerton
Total Points: 17-5
Biggest Win: 5 (6-1, 10.21.81)
Biggest Loss: 1 (1-2, 10.01.80)

Biola

Overall: 9-0-0 (H: 4-0-0 A: 5-0-0 N: 0-0)

10.04.75	at Biola	W, 2-0
10.05.76	Fullerton	W, 2-0
10.08.77	at Biola	W, 2-1
1978	Fullerton	W, 2-0
1979	at Biola	W, 5-2
10.18.80	Fullerton	W, 2-0
09.15.81	at Biola	W, 3-0
09.29.82	Fullerton	W, 2-0
09.25.85	at Biola	W, 4-2

Current Streak: 9, Fullerton
Total Points: 24-5
Biggest Win: 3 (2x, last 09.15.81)

Boston U.

Overall: 1-0-1 (H: 0-0-1 A: 0-0-0 N: 1-0)

09.12.97	Neutral	W, 3-0
09.01.02	Fullerton	T, 0-0

Current Streak: None
Total Points: 3-0
Biggest Win: 3 (3-0, 09.12.97)

Bradley

Overall: 1-0-0 (H: 0-0-0 A: 1-0-0 N: 0-0)

09.27.08	at Bradley	W, 2-1
----------	------------	--------

Current Streak: 1, Fullerton
Total Points: 2-1
Biggest Win: 1 (2-1, 09.27.08)

Brown

Overall: 1-0-0 (H: 0-0-0 A: 0-0-0 N: 1-0)

10.29.95	Neutral	W, 1-0
----------	---------	--------

Current Streak: 1, Fullerton
Total Points: 1-0
Biggest Win: 1 (1-0, 10.29.95)

Bryant

Overall: 1-0-0 (H: 1-0-0 A: 0-0-0 N: 0-0)

09.01.19	Fullerton	W, 2-1
----------	-----------	--------

Current Streak: 1, Fullerton
Total Points: 1-0
Biggest Win: 1 (1-0, 10.29.95)

Buffalo

Overall: 1-0-0 (H: 1-0-0 A: 0-0-0 N: 0-0)

09.10.00	Fullerton	W, 4-1
----------	-----------	--------

Current Streak: 1, Fullerton

Total Points: 4-1
Biggest Win: 3 (4-1, 09.10.00)

BYU

Overall: 4-0-0 (H: 1-0-0 A: 2-0-0 N: 1-0)

1978	at BYU	W, 1-0
09.14.84	Neutral	W, 2-0
11.09.85	Fullerton, CA	W, 3-0
09.13.86	at BYU	W, 1-0

Current Streak: 4, Fullerton
Total Points: 7-0
Biggest Win: 3 (3-0, 11.09.85)

California

Overall: 7-6-2 (H: 3-3-3 A: 4-1-2 N: 0-2)

10.31.76	Fullerton	L, 1-2
09.25.77	at California	W, 2-1
1978	at California	T, 3-3 (OT)
10.22.82	at Callifornia	T, 0-0 (OT)
1991	Neutral	L, 1-2
09.19.92	Fullerton	W, 2-1
1993	at Callifornia	W, 2-0
11.03.94	Fullerton	W, 5-2
10.26.97	Fullerton	L, 0-4
11.06.98	at California	W, 2-1
09.07.01	at California	W, 1-0 (2 OT)
09.07.03	at Callifornia	L, 1-3
09.17.04	Fullerton	L, 0-1
09.08.06	Neutral	L, 0-1
08.25.22	Fullerton	W, 3-1

Current Streak: 1, Fullerton
Total Points: 23-22
Biggest Win: 3 (5-2, 11.03.94)
Biggest Loss: 4 (0-4, 10.26.97)

California Baptist

Overall: 1-0-1 (H: 1-0-0 A: 0-0-1 N: 0-0)

09.07.18	at Cal Baptist	T, 1-1 (2OT)
09.25.19	Fullerton	W, 1-0

Current Streak: 1, Fullerton
Total Points: 2-1
Biggest Win: 1 (2-1, 09.25.19)

Cal Poly

Overall: 23-15-1 (H: 16-4 A: 7-11-1 N: 0-0)

09.27.92	Fullerton	W, 5-1
1993	at Cal Poly	W, 4-2 (OT)
11.09.96	Fullerton	W, 2-0
11.08.97	at Cal Poly	L, 2-3
10.30.98	Fullerton	W, 5-0
09.29.99	at Cal Poly	L, 2-3
11.04.00	Fullerton	W, 2-1
10.14.01	at Cal Poly	W, 1-0
11.16.01	Fullerton	W, 3-0
10.16.02	at Cal Poly	W, 4-1
11.09.02	Fullerton	W, 2-0
10.04.03	at Cal Poly	L, 0-2
10.15.03	Fullerton	W, 1-0
11.12.04	at Cal Poly	W, 3-1
11.14.04	Fullerton	W, 1-0
10.19.05	Fullerton	W, 2-1

11.09.05	at Cal Poly	L, 3-4
10.11.06	at Cal Poly	L, 0-3
11.04.06	at Fullerton	W, 2-0
09.29.07	at Fullerton	L, 0-1
11.18.07	at Cal Poly	L, 1-3
10.01.08	at Cal Poly	L, 0-3
10.11.08	at Fullerton	L, 0-2
09.30.09	at Fullerton	L, 0-1 (OT)
10.14.09	at Cal Poly	L, 2-3
11.03.10	at Cal Poly	L, 0-1
10.19.11	at Fullerton	W, 1-0
09.28.12	at Fullerton	L, 0-2
10.06.13	at Cal Poly	W, 1-0
10.11.14	at Fullerton	W, 3-2
10.08.15	at Cal Poly	T, 0-0
11.11.15	at Fullerton	W, 3-1
09.29.16	at Fullerton	W, 2-1
09.30.17	at Cal Poly	W, 1-0
10.10.18	Fullerton	W, 2-0
10.16.19	at Cal Poly	L, 1-3
11.06.19	at Cal Poly	W, 2-0
10.13.21	at Cal Poly	L, 0-2
10.05.22	Fullerton	W, 3-2

Current Streak: 1, Fullerton
Total Points: 64-49
Biggest Win: 5 (5-0, 10.30.98)
Biggest Loss: 3 (2x, last 10.01.08)

Cal State East Bay

Overall: 1-4-1 (H: 0-2-1 A: 1-2-1 N: 0-0)

10.11.75	at East Bay	L, 1-3
11.08.76	at East Bay	L, 1-2
11.12.77	at East Bay	W, 6-0
1978	at East Bay	L, 1-2
1979	at East Bay	L, 1-2
09.08.84	at East Bay	T, 1-1 (OT)

Current Streak: None
Total Points: 11-10
Biggest Win: 6 (6-0, 11.12.77)
Biggest Loss: 2 (1-3, 10.11.75)

CSU-Bakersfield

Overall: 3-4-1 (H: 2-1-1 A: 1-3 N: 0-0)

09.11.82	at CSU Bakersfield	W, 8-0
10.28.07	Fullerton	W, 3-1
09.07.08	Fullerton	L, 2-3 (OT)
10.03.09	at CSU Bakersfield	L, 1-2
09.28.11	Fullerton	T, 0-0
09.10.12	at CSU Bakersfield	L, 1-2
10.06.21	at CSU Bakersfield	L, 0-1
10.01.22	Fullerton	W, 1-0

Current Streak: 2, CSU Bakersfield
Total Points: 15-9
Biggest Win: 8 (8-0, 09.11.82)
Biggest Loss: 1 (4x, last 10.06.21)

CSU-Dominguez

Overall: 2-0-0 (H: 2-0-0 A: 0-0-0 N: 0-0)

1983	Fullerton	W, 2-0
09.26.99	Fullerton	W, 3-2

Current Streak: 2, Fullerton
Total Points: 5-2
Biggest Win: 2 (2-0, 1983)

CSU-Los Angeles

Overall: 7-4-1 (H: 5-1 A: 2-3-1 N: 0-0)

11.15.77	at Fullerton, CA	W 2-1
1978	at Los Angeles	L 0-1
1979	at Fullerton, CA	W 2-0
11.01.80	at Los Angeles	T 0-0
10.17.81	at Fullerton, CA	W 1-0
10.30.82	at Los Angeles	W 1-0
10.23.85	at Los Angeles	L 1-2
10.28.86	at Fullerton, CA	W 1-0
09.03.88	at Fullerton, CA	L 0-1
10.22.89	at Los Angeles	L 0-3
1990	at Los Angeles	W 6-1
10.04.98	at Fullerton, CA	W 7-0

Current Streak: 2, Fullerton
Total Points: 21-9
Biggest Win: 7 (7-0, 10.04.98)
Biggest Loss: 3 (0-3, 10.22.89)

CSUN

Overall: 18-26-7 (H: 9-12-5 A: 9-14-2)

09.09.80	at Northridge, CA	W 4-0
09.26.81	at Northridge, CA	W 4-1
10.06.82	Fullerton, CA	W 3-1
10.09.92	at Northridge, CA	W 1-0
1993	Fullerton, CA	L 0-1
10.09.94	at Northridge, CA	W 1-0(OT)
10.08.95	Fullerton, CA	W 3-2
10.17.96	at Northridge, CA	T 3-3(OT)
10.19.97	Fullerton, CA	L 2-3
09.13.98	Fullerton, CA	W 5-4(OT)
10.10.99	Fullerton, CA	W 3-0
10.13.00	at Northridge, CA	W 5-0
10.19.01	Fullerton, CA	W 3-0
11.09.01	at Northridge, CA	L 1-2
10.30.02	Fullerton, CA	L 1-2
11.16.02	at Northridge, CA	L 1-3
10.29.03	at Northridge, CA	W 2-1(OT)
11.15.03	Fullerton, CA	L 0-2
10.13.04	Fullerton, CA	W 4-3
11.06.04	at Northridge, CA	L 0-3
10.11.05	at Northridge, CA	L 0-1
11.05.05	Fullerton, CA	L 0-3
10.04.06	Fullerton, CA	L 1-2
10.28.06	at Northridge, CA	L 0-3
10.03.07	Fullerton, CA	T 1-1(2OT)
10.24.07	at Northridge, CA	L 0-1
09.18.08	at Northridge, CA	L 2-3(2OT)
11.05.08	Fullerton, CA	L 2-3(2OT)
10.07.09	Fullerton, CA	W 2-1
11.04.09	at Northridge, CA	L 0-1(OT)
10.02.10	Fullerton, CA	L 0-3
10.13.10	at CSUN	W 3-1
10.01.11	at CSUN	L 0-3
11.05.11	Fullerton	L 1-2
10.17.12	Fullerton	W 5-4
10.31.12	at CSUN	L 0-1
10.23.13	at CSUN	L 1-2(OT)
11.06.13	Fullerton	L 0-1

10.22.14	Fullerton	W 1-0
11.05.14	at CSUN	T 1-1
10.14.15	at CSUN	W 1-0
10.21.15	Fullerton	L 1-2
10.12.16	at CSUN	T 1-1
10.26.16	Fullerton	T 1-1
11.12.16	at CSUN	L 1-2(2OT)
10.11.17	Fullerton	T 1-1
10.25.17	at CSUN	W 1-0
10.03.18	Fullerton	T 1-1(2OT)
10.09.19	at CSUN	L 0-1
10.20.21	at CSUN	L 1-2
10.29.22	Fullerton	L 0-1

Current Streak: 2, CSUN
Total Points: 73-77
Biggest Win: 5 (5-0, 10.13.00)
Biggest Loss: 3 (5x, last 10.01.11)

Canisius

Overall: 0-1-0 (H: 0-0 A: 0-0 N: 0-1)

09.14.12	at Las Vegas, Nev.	L 2-4
----------	--------------------	-------

Current Streak: 1, Canisius
Total Points: 2-4
Biggest Loss: 2 (2-4, 09.14.12)4

Chapman

Overall: 5-2-1 (H: 4-1-1 A: 1-1 N: 0-0)

09.20.77	at Fullerton, CA	T 2-2(OT)
1978	at Chapman	L 0-2
1979	at Fullerton, CA	L 2-3
11.05.80	at Fullerton, CA	W 6-1
11.09.81	at Chapman	W 3-2
11.03.82	at Fullerton, CA	W 2-0
09.27.95	at Fullerton, CA	W 3-1
10.25.04	at Fullerton, CA	W 3-0

Current Streak: 5, Fullerton
Total Points: 21-11
Biggest Win: 5 (6-1, 11.05.80)
Biggest Loss: 2 (0-2, 1978)

Chico State

Overall: 2-0-0 (H: 0-0 A: 1-0 N: 1-0)

1979	at Chico State	W 2-1
09.03.83	Neutral	W 2-0

Current Streak: 2, Fullerton
Total Points: 4-1
Biggest Win: 2 (2-0, 09.03.83)

Claremont

Overall: 5-0-1 (H: 3-0 A: 2-0 N: 0-0-1)

10.25.77	at Fullerton, CA	W 5-0
1978	at Claremont	W 3-0
1979	at Fullerton, CA	W 4-1
10.20.80	at Claremont	W 5-1
09.15.83	Neutral	T 1-1(OT)
09.21.84	at Fullerton, CA	W 3-1

Current Streak: 1, Fullerton
Total Points: 21-4
Biggest Win: 5 (5-0, 20.25.77)

Clemson

Overall: 1-2 (H: 1-0 A: 0-2 N: 0-0)

10.01.00	at Clemson, S.C.	L 1-5
08.31.01	at Fullerton, CA	W 2-1(OT)
08.25.17	at Clemson, S.C.	L 1-2

Current Streak: 1, Fullerton
Total Points: 3-6
Biggest Win: 1 (2-1, 08.31.01)
Biggest Loss: 4 (1-5, 10.01.11)

Coastal Carolina

Overall: 1-0-1 (H: 0-0-1 A: 1-0 N: 0-0)

09.23.07	at Coastal Carolina	W 2-1
09.25.09	at Fullerton, CA	T 1-1(2OT)

Current Streak: None
Total Points: 3-2
Biggest Win: 1 (2-1, 09.23.07)

Colgate

Overall: 0-1-0 (H: 0-0 A: 0-1 N: 0-0)

09.15.13	Hamilton, NY	L 1-3
----------	--------------	-------

Current Streak: 1, Colgate
Total Points: 1-3
Biggest Loss: 2 (1-3, 09.15.13)

Colorado College

Overall: 3-0 (H: 0-0 A: 1-0 N: 2-0)

12.04.75	at Neutral	W 1-0
09.25.76	at Neutral	W 5-2
1978	at Colorado College	W 1-0

Current Streak: 3, Fullerton
Total Points: 7-2
Biggest Win: 3 (5-2, 09.25.76)

Concordia (CA)

Overall: 1-0 (H: 1-0 A: 0-0 N: 0-0)

10.31.00	at Fullerton, CA	W 12-0
----------	------------------	--------

Current Streak: 1, Fullerton
Total Points: 12-0
Biggest Win: 12 (12-0, 10.31.00)

Cornell

Overall: 0-3-0 (H: 0-2 A: 0-1 N: 0-0)

08.31.12	at Fullerton, CA	L 1-2
09.13.13	at Ithaca, NY	L 1-2(OT)
09.16.18	at Fullerton, CA	L 1-2

Current Streak: 3, Cornell
Total Points: 3-5
Biggest Loss: 1 (3x last, 1-2, 09.16.18)

Creighton

Overall: 0-1-1 (H: 0-0-1 A: 0-0 N: 0-1)

1990	Neutral	L 1-2
12.01.96	at Fullerton, CA	T 0-0(OT)

Current Streak: None
Total Points: 1-2

Biggest Loss: 1 (1-2, 1990)

Davidson

Overall: 0-1-0 (H: 0-0 A: 0-0 N: 0-1)

10.18.92	Neutral	L 0-4
----------	---------	-------

Current Streak: 1, Davidson
Total Points: 0-4
Biggest Loss: 4 (0-4, 10.18.92)

Dayton

Overall: 1-0-0 (H: 0-0 A: 0-0 N: 1-0)

09.17.99	Neutral	W 3-1
----------	---------	-------

Current Streak: 1, Fullerton
Total Points: 3-1
Biggest Win: 2 (3-1, 09.17.99)

Denver

Overall: 3-3-0 (H: 3-1 A: 0-2 N: 0-0)

09.05.99	Fullerton	W 2-1(OT)
11.10.00	Fullerton	W 3-1
09.14.08	at Denver	L 1-4
09.27.09	Fullerton	L 1-2(OT)
09.23.11	Fullerton	W 4-2
10.12.21	at Denver	L 1-2

Current Streak: 1, Denver
Total Points: 12-12
Biggest Win: 2 (2x, 09.23.11)
Biggest Loss: 3 (1-4, 09.14.08)

Detroit

Overall: 0-1-0 (H: 0-0 A: 0-0 N: 0-1)

09.12.14	Neutral	L 2-1
----------	---------	-------

Current Streak: 1, Detroit
Total Points: 1-2
Biggest Loss: 1 (2-1, 09.12.14)

Detroit-Mercy

Overall: 1-0-0 (H: 1-0 A: 0-0 N: 0-0)

09.02.07	at Fullerton, CA	W 1-0
----------	------------------	-------

Current Streak: 1, Fullerton
Total Points: 1-0
Biggest Win: 1 (1-0, 09.02.07)

Drake

Overall: 1-0-0 (H: 0-0 A: 0-0 N: 1-0)

09.13.92	Neutral	W 3-2
----------	---------	-------

Current Streak: 1, Fullerton
Total Points: 3-2
Biggest Win: 1 (3-2, 09.13.92)

Duke

Overall: 0-1-0 (H: 0-0 A: 0-0 N: 0-1)

10.31.97	Neutral	L 1-4
----------	---------	-------

Current Streak: 1, Duke
Total Points: 1-4
Biggest Loss: 3 (1-4, 10.31.97)

Evansville

Overall: 1-0-0 (H: 0-0 A: 0-0 N: 1-0)
09.08.95 Neutral W 5-1

Current Streak: 1, Fullerton
Total Points: 5-1
Biggest Loss: 4 (5-1, 09.08.95)

Fairleigh Dickinson

Overall: 1-0-0 (H: 0-0 A: 0-0 N: 1-0)
09.13.09 Neutral W 3-0

Current Streak: 1, Fullerton
Total Points: 3-0
Biggest Win: 3 (3-0, 09.13.09)

Florida Atlantic

Overall: 1-0-0 (H: 0-0 A: 0-0 N: 1-0)
09.28.03 Neutral W 3-2

Current Streak: 1, Fullerton
Total Points: 3-2
Biggest Win: 1 (3-2, 09.28.03)

Florida Gulf Coast

Overall: 1-0-1 (H: 1-0 A: 0-0-1 N: 0-0)
09.19.18 at FGCU T 1-1
09.15.19 Fullerton W 3-2

Current Streak: 1, Fullerton
Total Points: 4-3
Biggest Win: 1 (3-2, 09.15.19)

Florida International

Overall: 1-1-0 (H: 1-0 A: 0-1 N: 0-0)
08.30.02 at Fullerton, CA W 3-2
09.26.03 at Fullerton, CA L 0-2

Current Streak: 1, Florida International
Total Points: 3-4
Biggest Win: 1 (3-2, 08.30.02)
Biggest Loss: 2 (0-2, 09.26.03)

Fresno Pacific

Overall: 2-2-0 (H: 1-0 A: 1-2 N: 0-0)
09.16.83 at Fresno Pacific L 0-2
09.22.84 at Fresno Pacific L 0-1
11.10.84 at Fullerton, CA W 3-1
10.04.85 at Fresno Pacific W 1-0

Current Streak: 2, Fullerton
Total Points: 4-4
Biggest Win: 2 (3-1, 11.10.84)
Biggest Loss: 2 (0-2, 09.16.83)

Fresno State

Overall: 14-14-2 (H: 11-1-2 A: 3-13 N: 0-0)

11.02.75 at Fresno State W 3-2
11.07.76 at Fullerton, CA W 2-1
10.23.77 at Fresno State L 1-2
1978 at Fullerton, CA W 5-2
1979 at Fresno State L 1-4
10.25.80 at Fullerton, CA L 0-1

11.11.81 at Fresno State L 0-1
10.09.82 at Fullerton, CA W 2-1 (OT)
10.02.83 at Fresno State L 2-5
10.18.84 at Fullerton, CA T 1-1 (OT)
10.06.85 at Fresno State L 1-2
10.24.86 at Fullerton, CA W 2-1
10.02.87 at Fresno State L 0-2
10.16.87 at Fullerton, CA W 2-0
10.16.88 at Fresno State L 0-1
10.23.88 at Fullerton, CA T 1-1 (OT)
10.01.89 at Fullerton, CA L 1-2 (OT)
11.05.89 at Fresno State L 0-3
1990 at Fresno State L 1-2
1990 Fullerton, CA W 3-1
1991 Fullerton, CA W 2-0
1991 at Fresno State L 0-2
1993 Fullerton, CA W 1-0
1993 at Fresno State W 4-0
09.25.94 at Fresno State L 0-3
11.04.95 Fullerton, CA W 2-0
09.22.96 at Fresno State W 3-0
10.02.98 Fullerton, CA W 4-2
09.26.02 at Fresno State L 1-2
11.04.03 Fullerton, CA W 3-1

Current Streak: 1, Fullerton
Total Points: 48-45
Biggest Win: 4 (4-0, 1993)
Biggest Loss: 3 (4x, last 09.25.94)

Furman

Overall: 0-1-0 (H: 0-0 A: 0-0 N: 0-1)
09.29.00 Neutral L 1-2 (OT)

Current Streak: 1, Furman
Total Points: 1-2
Biggest Loss: 1 (1-2, 09.29.00)

George Mason

Overall: 0-1-0 (H: 0-0 A: 0-1 N: 0-0)
09.18.11 at George Mason L 1-2

Current Streak: 1, George Mason
Total Points: 1-2
Biggest Loss: 1 (1-2, 09.19.11)

Georgetown

Overall: 0-1-0 (H: 0-0 A: 0-0 N: 0-1)
08.31.08 Neutral L 0-2

Current Streak: 1, Georgetown
Total Points: 0-2
Biggest Loss: 2 (0-2, 08.31.08)

George Washington

Overall: 1-0-0 (H: 1-0 A: 0-0 N: 0-0)
09.04.15 Home W 3-0

Current Streak: 1, Fullerton
Total Points: 3-0
Biggest Win: 3 (3-0, 09.04.15)

Gonzaga

Overall: 2-1-0 (H: 1-0 A: 0-1 N: 1-0)
09.17.95 at Fullerton, CA W 3-2

09.19.97 at Gonzaga L 0-4
09.15.00 Neutral W 4-3 (OT)

Current Streak: 1, Fullerton
Total Points: 7-9
Biggest Win: 1 (2x, last 09.15.00)
Biggest Loss: 4 (0-4, 09.19.97)

Grand Canyon

Overall: 2-0-0 (H: 1-0 A: 1-0 N: 0-0)
09.28.13 Fullerton, CA W 3-2
09.28.14 at Phoenix, AZ W, 1-0
09.27.15 Fullerton, CA W, 2-0

Current Streak: 3, Fullerton
Total Points: 6-2
Biggest Win: 2 (2-0, 09.27.15)

Green Bay

Overall: 2-0-0 (H: 1-0 A: 0-0 N: 2-0)
1991 Neutral W 3-2
09.09.11 Neutral W 2-1

Current Streak: 2, Fullerton
Total Points: 5-3
Biggest Win: 1 (2x, last 09.09.11)

Hartford

Overall: 1-0-0 (H: 1-0 A: 0-0 N: 0-0)
09.30.19 Fullerton W 2-0

Current Streak: 1, Fullerton
Total Points: 2-0
Biggest Win: 2 (2-0, 09.30.19)

Hope International

Overall: 2-0-0 (H: 2-0 A: 0-0 N: 0-0)
10.16.10 at Fullerton, CA W 1-0
08.26.11 at Fullerton, CA W 1-0

Current Streak: 2, Fullerton
Total Points: 2-0
Biggest Win: 1 (2x, last 08.26.11)

Houston Baptist

Overall: 0-1-0 (H: 0-1 A: 0-0 N: 0-0)
09.04.08 at Fullerton, CA L 0-1

Current Streak: 1, Fullerton
Total Points: 0-1
Biggest Loss: 1 (0-1, 09.04.08)

Illinois-Chicago

Overall: 0-1-0 (H: 0-0 A: 0-1 N: 0-0)
08.29.14 at Ill.-Chi L 3-2 (2OT)

Current Streak: 1, Illinois-Chicago
Total Points: 3-2
Biggest Loss: 1, 3-2, last 08.29.14

Illinois State

Overall: 1-0-0 (H: 0-0 A: 0-0 N: 1-0)
09.10.94 Neutral W 3-1

Current Streak: 1, Fullerton
Total Points: 3-1
Biggest Win: 2 (3-1, last 09.10.94)

Incarnate Word

Overall: 1-0-0 (H: 0-0 A: 1-0 N: 0-0)
09.21.22 at Incarnate Word W 3-1

Current Streak: 1, Fullerton
Total Points: 2-1
Biggest Win: 1 (2-1, last 09.21.22)

Indiana

Overall: 2-2-0 (H: 1-0 A: 0-1 N: 1-1)
1994 Neutral W 3-2 (OT)
12.04.94 at Indiana L 1-2
10.25.02 at Fullerton, CA W 2-1
09.10.04 Neutral L 1-2

Current Streak: 1, Indiana
Total Points: 7-7
Biggest Win: 1 (2x, last 10.25.02)
Biggest Loss: 1 (2x, last 09.10.04)

Iona

Overall: 1-0-0 (H: 1-0 A: 0-0 N: 0-0)
10.24.97 Neutral W 4-3

Current Streak: 1, Fullerton
Total Points: 4-3
Biggest Win: 1 (4-3, 10.24.97)

James Madison

Overall: 0-0-1 (H: 0-0-1 A: 0-0 N: 0-0)
08.31.18 Fullerton, CA T 1-1 (2OT)

Current Streak: None
Total Points: 1-1

Kentucky

Overall: 2-0-0 (H: 1-0 A: 1-0 N: 0-0)
09.04.98 Fullerton, CA W 2-0
09.19.99 at Kentucky W 1-0

Current Streak: 2, Fullerton
Total Points: 3-0
Biggest Win: 2 (2-0, 09.04.98)

LIFE Pacific

Overall: 1-0-0 (H: 1-0 A: 0-0 N: 0-0)
08.28.22 Fullerton W 10-0

Current Streak: 1, Fullerton
Total Points: 10-0
Biggest Win: 10 (10-0, 08.28.22)

Long Beach State

Overall: 6-1-0 (H: 3-1 A: 3-0 N: 0-0)
1978 at Fullerton, CA W 3-1
1979 at Fullerton, CA W 3-0
09.17.80 at Long Beach, CA W 5-1
09.19.81 at Fullerton, CA W 9-0
10.27.82 at Long Beach, CA W 6-1
11.02.83 at Fullerton, CA L 1-2
10.10.84 at Long Beach, CA W 4-2

Current Streak: 1, Fullerton
 Total Points: 31-7
 Biggest Win: 9 (9-0, 09.19.81)
 Biggest Loss: 1 (1-2, 11.02.83)

Long Island

Overall: 1-0-0 (H: 1-0 A: 0-0 N: 0-0)
 08.31.07 at Fullerton, CA W 2-0

Current Streak: 1, Fullerton
 Total Points: 2-0
 Biggest Win: 2 (2-0, 08.31.07)

Loyola (Chicago)

Overall: 0-0-1 (H: 0-0-1 A: 0-0 N: 0-0)
 09.06.19 Fullerton W 2-1

Current Streak: 1, Fullerton
 Total Points: 2-1
 Biggest Win: 1 (2-1, 09.06.19)

Loyola (Maryland)

Overall: 0-0-1 (H: 0-0-1 A: 0-0 N: 0-0)
 09.02.01 at Fullerton, CA T 2-2

Current Streak: None
 Total Points: 2-2

Loyola Marymount

Overall: 14-6-1 (H: 7-4-1 A: 7-2 N: 0-0)

11.17.76	at Fullerton, CA	W 5-1
09.22.81	at Los Angeles, CA	W 4-0
09.15.82	at Fullerton, CA	W 3-1
11.09.83	at Los Angeles, CA	W 1-0
11.07.84	at Fullerton, CA	W 3-2
10.12.85	at Los Angeles, CA	W 4-0
11.08.86	at Fullerton, CA	W 1-0
09.22.89	at Fullerton, CA	W 4-0
1993	at Fullerton, CA	L 3-4
11.09.94	at Los Angeles, CA	W 4-3
10.06.96	at Fullerton, CA	L 0-1
10.02.97	at Fullerton, CA	W 3-1
09.01.98	at Los Angeles, CA	W 2-0
10.03.99	Fullerton	W 4-2
09.17.00	at LMU	W 3-1
09.07.12	at LMU	L 0-1
09.06.13	Fullerton	L 0-2
09.27.18	at LMU	W 1-0
09.29.19	Fullerton	T, 1-1
09.03.21	Fullerton	L 1-2(OT)
09.15.22	at LMU	L 1-2

Current Streak: 2, LMU
 Total Points: 48-24
 Biggest Win: 4 (4x, last 09.22.89)
 Biggest Loss: 2 (0-2, 09.06.13)

Maine

Overall: 1-0-0 (H: 1-0 A: 0-0 N: 0-0)
 09.17.06 at Fullerton, CA W 3-0

Current Streak: 1, Fullerton
 Total Points: 1-0

Biggest Win: 1 (1-0, 09.17.06)

Maryland

Overall: 0-2-0 (H: 0-1 A: 0-1 N: 0-0)
 09.02.05 Fullerton L 0-7
 10.05.19 at Maryland L 0-2

Current Streak: 2, Maryland
 Total Points: 0-9
 Biggest Loss: 7 (0-7, 09.02.05)

Massachusetts

Overall: 1-0-0 (H: 0-0 A: 0-0 N: 1-0)
 11.02.97 Neutral W 2-1

Current Streak: 1, Fullerton
 Total Points: 2-1
 Biggest Win: 1 (2-1, 11.02.97)

Memphis

Overall: 2-2-0 (H: 1-0 A: 0-1 N: 1-1)
 09.03.06 at Memphis L 0-1
 09.07.07 at Fullerton, CA W 2-0
 08.30.13 at Northridge, CA L 0-1
 09.09.16 at San Diego, CA W, 4-1

Current Streak: 1, Fullerton
 Total Points: 6-3
 Biggest Win: 3 (4-1, 09.09.16)
 Biggest Loss: 1 (2x, last 0-1, 08.30.13)

Metro State

Overall: 0-0-1 (H: 0-0 A: 0-0-1 N: 0-0)
 1978 at Metro State T 0-0(OT)

Current Streak: None
 Total Points: 0-0

Michigan

Overall: 0-1-0 (H: 0-1 A: 0-0 N: 0-0)
 09.09.07 at Fullerton, CA L 0-4
 Current Streak: Michigan, 1
 Total Points: 0-4
 Biggest Loss: 4 (0-4, 09.09.07)

Michigan State

Overall: 1-0-0 (H: 0-0 A: 1-0 N: 0-0)
 09.20.98 at Michigan State W 2-0

Current Streak: Fullerton, 1
 Total Points: 2-0
 Biggest Win: 2 (2-0, 09.20.98)

Missouri State

Overall: 0-0-1 (H: 0-0 A: 0-0-1 N: 0-0)
 08.27.18 at Missouri State T 1-1(2OT)

Current Streak: None
 Total Points: 1-1

Nebraska-Omaha

Overall: 3-0-0 (H: 1-0 A: 2-0 N: 0-0)
 09.21.13 at Omaha, NE W, 3-0

09.21.14 Fullerton, CA W 3-1
 10.13.18 Fullerton, CA W 2-0

Current Streak: 3, Fullerton
 Total Points: 8-1
 Biggest Win: 3 (3-0, 09.21.13)

New Hampshire

Overall: 1-0-0 (H: 0-0 A: 0-0 N: 1-0)
 09.10.94 Neutral W 3-1

Current Streak: Fullerton, 1
 Total Points: 3-1
 Biggest Win: 2 (3-1, 09.10.94)

New Mexico

Overall: 7-8-0 (H: 5-3 A: 2-4 N: 0-1)
 10.04.86 at New Mexico L 1-2
 09.20.87 at Fullerton, CA W 4-3
 09.24.88 at New Mexico W 1-0
 09.03.89 at Fullerton, CA W 6-5(OT)
 1990 at New Mexico L 1-2(OT)
 1991 at Fullerton, CA L 0-2
 10.23.92 at Fullerton, CA W 3-2
 1993 at New Mexico W 3-2
 10.16.94 at Fullerton, CA L 2-4(OT)
 10.15.95 at New Mexico L 1-4
 09.26.97 Neutral L 1-2
 10.15.99 at New Mexico L 0-2
 10.20.00 at Fullerton, CA W 2-0
 09.29.02 at Fullerton, CA W 2-1
 09.02.18 at Fullerton, CA L 1-5

Current Streak: 1, New Mexico
 Total Points: 27-31
 Biggest Win: 2 (2-0, 10.20.00)
 Biggest Loss: 3 (1-4, 10.15.95)

Northwestern

Overall: 0-1-0 (H: 0-0 A: 0-0 N: 0-0-0)
 09.07.14 Neutral T, 0-0(2OT)

Current Streak: 1, Northwestern
 Total Points: 0-0

North Carolina

Overall: 1-0-0 (H: 1-0 A: 0-0 N: 0-0)
 1993 at Fullerton, CA W 3-2

Current Streak: 1, Fullerton
 Total Points: 3-2
 Biggest Win: 1 (3-2, 1993)

North Texas

Overall: 1-1-0 (H: 0-0 A: 0-1 N: 1-0)
 09.27.87 at North Texas L 1-4
 09.11.92 Neutral W 4-1

Current Streak: 1, Fullerton
 Total Points: 5-5
 Biggest Win: 3 (4-1, 09.11.92)
 Biggest Loss: 3 (1-4, 09.27.87)

Notre Dame

Overall: 0-0-2 (H: 0-0 A: 0-0-1 N: 0-0-1)
 10.30.94 Neutral T 2-2(OT)
 09.12.04 at Notre Dame T 0-0(2OT)

Current Streak: None
 Total Points: 2-2

Oakland

Overall: 0-1-0 (H: 0-1 A: 0-0 N: 0-0)
 09.05.04 at Fullerton, CA L 1-2

Current Streak: 1, Oakland
 Total Points: 1-2
 Biggest Loss: 1 (1-2, 09.05.04)

Ohio State

Overall: 1-3-0 (H: 1-0 A: 0-1 N: 0-2)
 08.29.03 at Fullerton, CA W 1-0
 09.16.05 Neutral L 0-1(OT)
 09.16.07 Neutral L 1-6
 09.06.09 at Ohio State L 0-1
 08.28.15 at Ohio State L 0-2

Current Streak: 4, Ohio State
 Total Points: 2-10
 Biggest Win: 1 (1-0, 08.29.03)
 Biggest Loss: 5 (1-6, 09.16.07)

Old Dominion

Overall: 1-1-0 (H: 0-0 A: 0-1 N: 1-0)
 09.28.86 at Old Dominion L 0-2
 1993 Neutral W 1-0

Current Streak: 1, Fullerton
 Total Points: 1-2
 Biggest Win: 1 (1-0, 1993)
 Biggest Loss: 2 (0-2, 09.28.86)

Oral Roberts

Overall: 1-0-0 (H: 0-0 A: 0-0 N: 1-0)
 09.01.06 Neutral W 3-2

Current Streak: 1, Fullerton
 Total Points: 3-2
 Biggest Win: 1 (3-2, 09.01.06)

Oregon State

Overall: 5-0-0 (H: 1-0 A: 1-0 N: 3-0)
 09.10.89 Neutral W 2-1(OT)
 1993 at Fullerton, CA W 3-0
 10.27.96 Neutral W 5-0
 10.23.98 at Oregon State W 4-1
 09.12.99 Neutral W 3-2(2OT)

Current Streak: 5, Fullerton
 Total Points: 17-4
 Biggest Win: 5 (5-0, 10.27.96)

Pacific

Overall: 6-2-0 (H: 3-1 A: 3-1 N: 0-0)
 11.01.75 at Pacific W 5-0
 09.26.82 at Fullerton, CA W 4-0
 10.28.83 at Fullerton, CA W 3-1

09.01.84	at Pacific	W 3-0
09.06.85	at Fullerton, CA	W 3-0
10.13.14	at Pacific	W, 4-0
09.25.16	Fullerton, CA	L, 0-2
11.16.17	at Pacific	L, 1-2

Current Streak: 2, Pacific
 Total Points: 23-4
 Biggest Win: 5 (5-0, 11.01.75)
 Biggest Loss: 2 (0-2, 09.25.16)

Penn State

Overall: 2-3-0 (H: 1-2 A: 0-0 N: 1-1)

09.02.95	at Fullerton, CA	L 2-3
08.31.03	at Fullerton, CA	W 2-0
09.18.05	at Fullerton, CA	L 0-2
09.14.07	Neutral	L 0-2
09.04.09	Neutral	W 2-1 (OT)

Current Streak: 1, Fullerton
 Total Points: 6-8
 Biggest Win: 2 (2-0, 08.31.03)
 Biggest Loss: 2 (2x, last 09.14.07)

Pittsburgh

Overall: 1-0-0 (H: 0-0 A: 0-0 N: 1-0)

09.19.10	Neutral	W 2-0
----------	---------	-------

Current Streak: 1, Fullerton
 Total Points: 2-0
 Biggest Win: 2 (2-0, 09.19.10)

Pomona-Pitzer

Overall: 5-0-2 (H: 3-0-1 A: 2-0-1 N: 0-0)

10.27.76	at Fullerton, CA	T 1-1 (OT)
11.01.77	at Fullerton, CA	W 1-0
1978	at Pomona	T 2-2 (OT)
1979	at Fullerton, CA	W 4-0
10.29.80	at Pomona	W 1-0
10.12.81	at Fullerton, CA	W 4-0
09.22.82	at Pomona	W 6-0

Current Streak: 4, Fullerton
 Total Points: 19-3
 Biggest Win: 6 (6-0, 09.22.82)

Portland

Overall: 2-6-1 (H: 1-1-1 A: 0-2 N: 1-3)

09.29.84	Neutral	W 1-0
09.17.86	at Fullerton, CA	T 0-0
09.06.87	at Portland	L 0-2
10.02.94	Neutral	L 0-2
09.22.00	Neutral	L1-2 (2OT)
09.19.03	Fullerton, CA	W 3-2 (OT)
09.21.08	Neutral	L 0-2
08.26.12	Fullerton, CA	L 0-4
09.04.17	at Portland	L 0-5

Current Streak: 3, Portland
 Total Points: 5-14
 Biggest Win: 1 (2x, last 09.19.03)
 Biggest Loss: 5 (0-5, 09.04.18)

Puget Sound

Overall: 1-0-0 (H: 0-0 A: 1-0 N: 0-0)

09.01.83	at Puget Sound	W 2-1
----------	----------------	-------

Current Streak: 1, Fullerton
 Total Points: 2-1
 Biggest Win: 1 (2-1, 09.01.83)

Rutgers

Overall: 1-2-0 (H: 0-0 A: 0-1 N: 1-1)

1993	Neutral	L 0-3
09.01.00	Neutral	W 4-1
10.07.01	at Rutgers	L 0-3

Current Streak: 1, Rutgers
 Total Points: 4-7
 Biggest Win: 3 (4-1, 09.01.00)
 Biggest Loss: 3 (2x, last 10.07.01)

Sacramento State

Overall: 8-5-0 (H: 6-1 A: 1-4 N: 1-0)

09.03.94	at Fullerton, CA	W 1-0
09.14.97	at Fullerton, CA	W 5-0
10.16.98	at Fullerton, CA	W 3-0
09.10.99	Neutral	W 3-0
10.05.12	at Sacramento, CA	L 1-2
10.13.13	at Fullerton, CA	W 2-0
10.04.14	at Sacramento, CA	L 0-1
10.01.15	at Fullerton, CA	W 2-0
10.06.16	at Sacramento, CA	L 0-1
10.07.17	Fullerton	W 3-1
10.13.18	Fullerton	W 1-0
10.19.19	at Sacramento St.	W 2-1 (2OT)
10.23.21	at Sacramento	L 1-3
10.22.22	Fullerton	L, 0-1

Current Streak: 2, Sacramento St.
 Total Points: 23-9
 Biggest Win: 5 (5-0, 09.14.97)
 Biggest Loss: 2 (1-3, 10.23.21)

St. Francis (PA)

Overall: 0-0-1 (H: 0-0-1 A: 0-0 N: 0-0)

09.23.18	Fullerton, CA	T 2-2 (2OT)
----------	---------------	-------------

Current Streak: Tie
 Total Points: 2-2

St. John's

Overall: 0-1-0 (H: 0-0 A: 0-0 N: 0-1)

10.05.01	Neutral	L 1-2
----------	---------	-------

Current Streak: 1, St. John's
 Total Points: 1-2
 Biggest Loss: 1 (1-2, 10.05.01)

St. Louis

Overall: 0-0-1 (H: 0-0 A: 0-0 N: 0-0-1)

10.25.96	Neutral	T 0-0
----------	---------	-------

Current Streak: None
 Total Points: 0-0

Saint Mary's

Overall: 5-2-2 (H: 2-1-1 A: 2-1 N: 1-0)

09.15.85	at Saint Mary's	W 3-1
----------	-----------------	-------

09.30.86	at Fullerton, CA	W 4-1
09.04.88	at Fullerton, CA	T 0-0 (OT)
09.20.92	at Fullerton, CA	L 1-3
1993	at Saint Mary's	W 3-1
10.28.01	Neutral	W 4-0
09.20.09	at Fullerton, CA	W 2-1
09.03.10	at Saint Mary's	T 0-0 (2OT)
09.18.16	at Saint Mary's	L, 0-2

Current Streak: 1, Saint Mary's
 Total Points: 17-9
 Biggest Win: 4 (4-0, 10.28.01)
 Biggest Loss: 2 (2x, last 09.18.16)

San Diego

Overall: 12-13-5 (H: 7-5-2 A: 5-8-4 N: 0-0)

10.24.81	at Fullerton, CA	W 4-0
10.18.82	at San Diego, CA	W 3-0
10.26.83	at Fullerton, CA	W 5-2
09.12.84	at San Diego, CA	T 1-1 (OT)
09.18.85	at Fullerton, CA	L 0-1
10.15.86	at San Diego, CA	L 1-2 (OT)
09.16.87	at Fullerton, CA	W 5-0
09.14.88	at San Diego, CA	L 1-2 (OT)
09.01.89	at Fullerton, CA	W 2-1
1990	at San Diego, CA	L 0-4
1991	at Fullerton, CA	L 1-3
09.08.92	at San Diego, CA	L 1-2
1993	at Fullerton, CA	L 1-2 (OT)
1993	at San Diego, CA	W 3-2
11.19.94	at Fullerton, CA	W 3-1 (OT)
11.09.95	at San Diego, CA	W 1-0
11.01.96	at Fullerton, CA	T 3-3 (OT)
11.11.97	at San Diego, CA	L 0-3
09.18.98	at San Diego, CA	W 5-2
11.22.98	at Fullerton, CA	L 1-2
10.01.99	at Fullerton, CA	L 2-4
09.08.02	at San Diego, CA	L 0-4
09.11.03	at San Diego, CA	T 0-0 (2OT)
09.23.12	at Fullerton, CA	W 2-1 (OT)
09.08.13	at San Diego, CA	L 2-3 (2OT)
09.01.14	at San Diego, CA	T 0-0 (2OT)
11.20.14	at San Diego, CA	L 2-1 (2OT)
09.18.15	at Fullerton, CA	L, 1-3
11.02.16	at San Diego, CA	W, 3-1
09.17.17	Fullerton	T, 1-1
09.13.18	at San Diego	W 1-0 (OT)
09.19.21	Fullerton	W, 3-1
09.18.22	Fullerton	T, 2-2

Current Streak: Draw
 Total Points: 53-55
 Biggest Win: 5 (5-0, 09.16.87)
 Biggest Loss: 4 (2x, last 09.08.02)

San Diego State

Overall: 13-12-1 (H: 10-4-1 A: 3-8 N: 0-0)

10.29.75	at Fullerton, CA	L 2-3
10.13.76	at San Diego, CA	L 0-2
11.06.77	at Fullerton, CA	L 1-4
1978	at San Diego, CA	L 0-1
1979	at Fullerton, CA	W 1-0
10.08.80	at San Diego, CA	W 4-2
11.14.81	at Fullerton, CA	L 1-2

11.06.82	at San Diego, CA	L 0-1
10.30.83	at Fullerton, CA	T 0-0
10.31.84	at San Diego, CA	L 0-3
10.30.85	at Fullerton, CA	W 1-0
08.30.86	at San Diego, CA	L 1-6
09.11.87	at Fullerton, CA	W 3-2
09.12.88	at San Diego, CA	L 0-2
09.17.89	at Fullerton, CA	W 2-1
10.30.92	at Fullerton, CA	W 1-0
1993	at San Diego, CA	W 1-0
09.22.94	at Fullerton, CA	W 2-0
10.01.95	at San Diego, CA	L 2-3
09.13.96	at Fullerton, CA	W 3-0
09.04.97	at Fullerton, CA	W 2-1
10.22.99	at Fullerton, CA	W 5-0
10.06.00	at San Diego, CA	W 1-0
10.31.01	at Fullerton, CA	W 3-2 (2OT)
10.06.02	at San Diego, CA	L 0-1
10.30.10	at Fullerton, CA	L 1-4

Current Streak: 2, San Diego State
 Total Points: 37-40
 Biggest Win: 5 (5-0, 10.22.99)
 Biggest Loss: 5 (1-6, 08.30.86)

San Francisco

Overall: 10-13-2 (H: 4-3 A: 3-7-1 N: 3-3-1)

10.19.75	at Fullerton, CA	L 1-3 (OT)
12.05.75	at San Francisco, CA	L 2-3 (OT)
10.03.76	at San Francisco, CA	T 1-1 (OT)
11.13.77	at San Francisco, CA	L 0-4
1979	at San Francisco, CA	L 1-4
09.20.80	at Fullerton, CA	L 0-3
11.04.81	at San Francisco, CA	L 1-2
09.24.82	at San Francisco, CA	L 1-3
10.16.83	at Fullerton, CA	L 0-3
10.26.84	at San Francisco, CA	L 0-3
1991	Neutral	L 1-2
1993	at San Francisco, CA	W 1-0
11.27.94	at Fullerton, CA	W 1-0 (OT)
09.27.96	Neutral	L 0-2
09.19.02	Neutral	W 4-3
09.05.10	Neutral	T 1-1 (2OT)
09.11.11	at Las Vegas	W 2-0
09.05.14	at Fullerton, CA	L, 2-1
09.13.15	at Fullerton, CA	W, 3-0
09.16.16	at San Francisco	W, 1-0
09.10.17	Neutral	W, 3-0
09.29.18	Fullerton	W, 4-0
09.22.19	at San Francisco	W, 2-1
09.17.21	Fullerton	W, 1-0
09.05.22	at San Francisco	L, 0-1

Current Streak: 1, San Francisco
 Total Points: 32-41
 Biggest Win: 4, (4-0, 09.29.18)
 Biggest Loss: 4 (0-4, 11.13.77)

San Jose State

Overall: 13-11-3 (H: 3-6-2 A: 9-5-1 N: 1-0)

10.24.76	at Fullerton, CA	L 4-5 (OT)
10.21.77	at San Jose, CA	L 1-3
1979	at San Jose, CA	W 4-2
09.19.80	at San Jose, CA	W 2-0

11.06.81	at Fullerton, CA	L 0-1(OT)
09.04.82	at San Jose, CA	L 0-2
09.10.83	at Fullerton, CA	L 1-2
10.28.84	at San Jose, CA	T 0-0(OT)
09.27.85	at Fullerton, CA	W 2-1
09.21.86	at San Jose, CA	L 0-1(OT)
09.30.87	at San Jose, CA	W 3-2
10.18.87	at Fullerton, CA	W 2-1
10.17.88	at San Jose, CA	L 1-2(OT)
10.21.88	at Fullerton, CA	W 3-0
09.29.89	at Fullerton, CA	T 0-0(OT)
11.03.89	at San Jose, CA	W 4-1
1990	at San Jose, CA	W 2-0
1990	at Fullerton, CA	W 1-0
1991	at San Jose, CA	W 7-3(OT)
1991	at Fullerton, CA	L 2-4
09.10.95	Neutral	W 2-1
09.24.95	at San Jose, CA	W 5-2
09.11.98	at Fullerton, CA	L 1-3
11.12.00	at Fullerton, CA	L 2-3
09.11.05	at Fullerton, CA	T 2-2(2OT)
08.27.06	at San Jose, CA	W 3-2(OT)
09.10.10	at Fullerton, CA	L 0-1

Current Streak: 1, San Jose State
 Total Points: 54-44
 Biggest Win: 4 (7-3, 1991)
 Biggest Loss: 2 (4x, last 09.11.98)

Santa Clara

Overall: 10-13-3 (H: 6-4-3 A: 4-7 N: 0-2)

09.28.75	at Fullerton, CA	T 1-1(OT)
10.02.76	at Santa Clara	L 1-3
10.12.77	at Fullerton, CA	T 3-3(OT)
1979	at Santa Clara	L 1-2
10.29.81	at Fullerton, CA	W 2-1
10.24.82	at Santa Clara	L 0-3
10.09.83	at Fullerton, CA	L 0-1
09.02.84	at Santa Clara	W 1-0
09.01.85	at Fullerton, CA	W 3-1
09.19.86	at Santa Clara	L 0-1
09.18.87	at Fullerton, CA	W 1-0(OT)
09.16.88	at Santa Clara	L 2-5
10.03.89	at Fullerton, CA	L 1-2(OT)
1993	Neutral	L 1-2
09.21.95	at Santa Clara	L 1-2
09.29.96	at Santa Clara	W 3-2(OT)
08.31.97	at Fullerton, CA	W 2-1
09.21.02	at Santa Clara	L 2-3
09.04.05	at Fullerton, CA	L 0-1
09.19.14	at Fullerton, CA	W 1-0
09.06.15	at Santa Clara	W 2-1
11.19.15	at Fullerton, CA	L 0-3
09.04.16	Neutral	L 1-2
09.01.17	Fullerton	W 2-0
09.24.19	Fullerton	T 1-1(2OT)
09.24.19	at Santa Clara	W 1-0

Current Streak: 1, Fullerton
 Total Points: 33-41
 Biggest Win: 2 (2-0, 09.01.17)
 Biggest Loss: 3 (3x, last 11.19.15)

Seattle

Overall: 0-1-0 (H: 0-0-0 A: 0-1-0)
 08.26.21 at Seattle L 0-1

Current Streak: 1, Seattle
 Total Points: 0-1
 Biggest Win: N/A
 Biggest Loss: 1 (0-1, 08.26.21)

Seattle Pacific

Overall: 0-1-2 (H: 0-0-1 A: 0-0 N: 0-1-1)
 1990 at Fullerton, CA T 0-0(OT)
 1991 Neutral L 0-1
 09.09.94 Neutral T 2-2(OT)

Current Streak: None
 Total Points: 2-3
 Biggest Loss: 1 (0-1, 1991)

SIU-Edwardsville

Overall: 1-0-0 (H: 0-0 A: 0-0 N: 1-0)
 1990 Neutral W 4-1

Current Streak: 1, Fullerton
 Total Points: 4-1
 Biggest Win: 3 (4-1, 1990)

SMU

Overall: 1-3-0 (H: 1-0 A: 0-1 N: 0-2)
 10.16.92 Neutral L 2-4
 09.20.96 Neutral L 1-3
 09.27.98 at SMU L 0-1
 09.03.00 Fullerton, CA W 2-1(OT)

Current Streak: 1, Fullerton
 Total Points: 5-9
 Biggest Loss: 2 (2x, last 09.20.96)
 Biggest Win: 1 (2-1, 09.03.00)

Sonoma State

Overall: 1-0-0 (H: 0-0 A: 1-0 N: 0-0)
 09.06.82 at Sonoma State W 4-1

Current Streak: 1, Fullerton
 Total Points: 4-1
 Biggest Win: 3 (4-1, 09.06.82)

South Carolina

Overall: 0-2-0 (H: 0-0 A: 0-0 N: 0-2)
 1993 Neutral L 0-1
 10.26.01 Neutral L 0-2

Current Streak: 2, South Carolina
 Total Points: 0-3
 Biggest Loss: 2 (0-2, 10.26.01)

Stanford

Overall: 4-7-3 (H: 1-2-1 A: 3-3-2 N: 0-2)
 10.12.75 at Palo Alto, CA W 3-1
 10.10.76 at Fullerton, CA W 1-0
 09.24.77 at Palo Alto, CA W 4-1
 09.30.83 at Palo Alto, CA L 1-2
 09.13.85 at Palo Alto, CA L 0-1
 09.10.86 at Fullerton, CA T 0-0(OT)
 09.17.88 at Palo Alto, CA W 4-3(OT)

09.05.94	at Fullerton, CA	L 2-3
11.08.98	at Palo Alto, CA	T 1-1(OT)
11.18.00	at Palo Alto, CA	L 0-4
09.09.01	Neutral	L 1-3
09.05.03	Neutral	L 0-1(2OT)
09.19.04	at Fullerton, CA	L 1-2
09.10.06	at Palo Alto, CA	T 1-1(2OT)

Current Streak: None
 Total Points: 19-23
 Biggest Win: 3 (4-1, 09.24.77)
 Biggest Loss: 4 (0-4, 11.18.00)

Syracuse

Overall: 2-0-0 (H: 1-0 A: 0-0 N: 1-0)
 09.03.99 Fullerton, CA W 1-0
 09.16.12 Las Vegas, Nev. W 3-1

Current Streak: 2, Fullerton
 Total Points: 4-1
 Biggest Win: 2 (0-2, 09.16.12)

Tampa

Overall: 0-1-0 (H: 0-1 A: 0-0 N: 0-0)
 09.15.95 at Fullerton, CA L 3-4(OT)

Current Streak: 1, Tampa
 Total Points: 3-4
 Biggest Loss: 1 (3-4, 09.15.95)

TCU

Overall: 1-0-0 (H: 0-0 A: 1-0 N: 0-0)
 09.26.87 at TCU W 3-0

Current Streak: 1, Fullerton
 Total Points: 3-0
 Biggest Win: 3 (3-0, 09.26.87)

Texas Rio-Grande Valley

Overall: 2-0-0 (H: 1-0 A: 0-0 N: 1-0)
 09.20.15 at Fullerton, CA W 1-0
 09.11.16 Neutral W 1-0(2OT)

Current Streak: 2, Fullerton
 Total Points: 2-0
 Biggest Win: 1 (2x, last 09.11.16)

Tulsa

Overall: 0-1-0 (H: 0-0 A: 0-0 N: 0-1)
 09.25.98 at Tulsa L 0-4

Current Streak: 1, Tulsa
 Total Points: 0-4
 Biggest Loss: 4 (0-4, 09.25.98)

UC Davis

Overall: 12-12-5 (H: 5-4-1 A: 5-7-3 N: 0-0)
 10.09.04 at Davis, CA W 1-0
 09.28.05 at Davis, CA L 0-2
 10.22.05 at Fullerton, CA W 3-1
 09.15.06 at Davis, CA L 0-4
 10.14.06 at Fullerton, CA L 1-2
 10.20.07 at Davis, CA W 2-1
 11.16.07 at Fullerton, CA T 1-1(2OT)

09.08.08	at Fullerton, CA	L 0-1
09.15.08	at Davis, CA	T 2-2(2OT)
10.10.09	at Davis, CA	W 3-2(2OT)
10.17.09	at Fullerton, CA	W 1-0
10.27.10	at Fullerton, CA	W 2-1
11.02.11	at Davis, CA	T 0-0
10.07.12	at Davis, CA	L 1-2
11.07.12	at Davis, CA	L 0-2
10.11.13	at Fullerton, CA	W 1-0
10.02.14	at Davis, CA	L 3-1
11.08.14	at Davis, CA	W 2-1
10.03.15	at Fullerton, CA	W 2-0
10.08.16	at Davis, CA	L 0-3
11.05.16	Fullerton, CA	W 1-1(5-3)
10.05.17	Fullerton	L 1-2
11.11.17	at Davis	W 0-0(4-3)
10.20.18	at Davis	L 1-2
10.26.19	Fullerton	L 1-2
11.09.19	at Davis	L 0-2
10.09.21	Fullerton	W 1-0
10.15.22	at UC Davis	T 0-0

Current Streak: Tie
 Total Points: 28-37
 Biggest Win: 2 (3-1, 10.22.05)
 Biggest Loss: 4 (0-4, 09.15.06)

UC Irvine

Overall: 24-29-9 (H: 14-12-5 A: 10-16-4)
 09.26.84 at Fullerton, CA T 2-2(OT)
 10.20.85 at Irvine, CA W 2-1
 10.17.86 at Fullerton, CA W 4-1
 10.11.87 at Irvine, CA L 0-1(OT)
 11.06.87 at Fullerton, CA W 2-0(OT)
 10.02.88 at Irvine, CA L 2-5
 11.04.88 at Fullerton, CA W 2-0
 10.06.89 at Fullerton, CA W 2-0
 10.29.89 at Irvine, CA W 1-0
 1990 at Irvine, CA T 1-1(OT)
 1990 at Fullerton, CA L 1-2
 1991 at Fullerton, CA W 5-0
 1991 at Irvine, CA L 0-1(OT)
 09.23.92 at Fullerton, CA W 4-0
 10.04.92 at Irvine, CA W 3-1(OT)
 1993 at Fullerton, CA W 3-0
 10.23.94 at Irvine, CA W 4-3
 10.22.95 at Fullerton, CA W 3-0
 10.04.96 at Irvine, CA W 2-1
 10.05.97 at Fullerton, CA W 4-3
 11.15.98 at Irvine, CA W 3-2(2OT)
 10.24.99 at Fullerton, CA W 2-0
 10.08.00 at Irvine, CA T 1-1(2OT)
 10.21.01 at Fullerton, CA L 2-7
 11.04.01 at Irvine, CA L 0-4
 10.22.02 at Fullerton, CA T 0-0(2OT)
 11.02.02 at Irvine, CA T 1-1(2OT)
 10.22.03 at Irvine, CA L 1-2
 11.01.03 at Fullerton, CA T 0-0(2OT)
 10.16.04 at Irvine, CA L 1-2
 11.09.04 at Fullerton, CA L 2-3
 10.08.05 at Fullerton, CA L 0-2
 11.02.05 at Irvine, CA L 3-4
 09.27.06 at Fullerton, CA L 2-3(OT)
 10.25.06 at Irvine, CA L 1-3

CAL STATE FULLERTON



Men's Soccer Record Book

10.13.07	at Fullerton, CA	L 1-2
11.03.07	at Irvine, CA	W 3-1
10.25.08	at Irvine, CA	L 1-2
10.28.09	at Fullerton, CA	L 1-4
10.23.10	at Irvine, CA	L 2-7
11.06.10	at Fullerton, CA	L 1-3
11.10.10	at Irvine, CA	W 2-1
10.05.11	at Fullerton, CA	L 1-2
10.22.11	at Irvine, CA	L 0-1
10.13.12	at Irvine, CA	L 1-2
10.27.12	at Fullerton, CA	W 1-0
10.19.13	at Fullerton, CA	T2-2 (2OT)
11.02.13	at Irvine, CA	L 1-2
10.18.14	at Irvine, CA	L 1-0
10.29.14	at Fullerton, CA	L 1-0
11.15.14	at Irvine, CA	T, 0-0, 3-2 SO
10.17.15	at Fullerton, CA	W, 3-0
10.28.15	at Irvine, CA	W, 1-0
10.19.16	Fullerton	W, 3-1
10.29.16	at Irvine	T, 1-1
10.18.17	at Irvine	W, 3-1
10.18.17	Fullerton	L, 1-2
10.17.18	at Irvine	L 1-2 (2OT)
10.23.19	Fullerton	W, 2-1
10.30.21	Fullerton	L, 0-1
10.15.22	at Irvine	L, 2-3

Current Streak: 2, UC Irvine
 Total Points: 99-97
 Biggest Win: 5 (5-0, 1991)
 Biggest Loss: 5 (2x, last 10.23.10)

UCLA

Overall: 7-28-1 (H: 5-11-1 A: 2-15 N: 0-1)

11.08.75	at Los Angeles, CA	W 2-1 (OT)
11.14.76	at Fullerton, CA	L 1-2 (OT)
11.08.77	at Los Angeles, CA	L 1-5
1978	at Fullerton, CA	L 2-5 (OT)
1979	at Los Angeles, CA	L 0-1
09.24.80	at Fullerton, CA	L 3-4
10.07.81	at Los Angeles, CA	L 0-5
10.16.82	at Fullerton, CA	L 1-2
10.23.83	at Los Angeles, CA	L 0-6
10.21.84	at Fullerton, CA	L 1-3
11.06.85	at Los Angeles, CA	L 0-1
11.05.86	at Fullerton, CA	L 0-6
11.16.86	at Los Angeles, CA	L 0-3
10.28.87	at Los Angeles, CA	W 2-0
09.28.88	at Fullerton, CA	L 0-1 (OT)
10.15.89	at Los Angeles, CA	L 0-2
1990	at Los Angeles, CA	L 1-4
1991	at Fullerton, CA	L 1-5
11.01.92	at Los Angeles, CA	L 1-3
1993	at Fullerton, CA	W 2-1
10.21.94	at Los Angeles, CA	L 1-2
10.20.95	at Fullerton, CA	L 0-4
10.20.96	at Los Angeles, CA	L 0-2
11.24.96	at Fullerton, CA	W 2-1
10.17.97	at Fullerton, CA	W 3-1
10.18.98	at Fullerton, CA	W 2-1
11.07.99	at Los Angeles, CA	L 1-2 (2OT)
10.26.00	at Fullerton, CA	W 3-2 (2OT)
09.23.01	at Los Angeles, CA	L 1-4
09.06.02	at Fullerton, CA	L 1-3

09.14.03	at Fullerton, CA	L 0-5
09.26.04	at Fullerton, CA	T1-1 (2OT)
09.17.09	at Los Angeles, CA	L 1-2
09.26.10	at Fullerton, CA	L 2-3
09.24.22	at UCLA	L, 0-1

Current Streak: 2, UCLA
 Total Points: 36-93
 Biggest Win: 2 (2x, last 10.17.97)
 Biggest Loss: 6 (2x, last 10.23.83)

UC Riverside

Overall: 21-13-10 (H: 10-6-5 A: 9-6-6 N: 0-0)

10.01.7	at Fullerton, CA	W 5-1
09.21.76	at Riverside, CA	W 6-0
10.04.77	at Fullerton, CA	W 7-0
09.26.01	at Fullerton, CA	W 2-0
11.11.01	at Riverside, CA	L 1-4
10.19.02	at Fullerton, CA	W 4-2
11.06.02	at Riverside, CA	W 2-0
10.12.03	at Riverside, CA	L 1-2
10.18.03	at Fullerton, CA	L 1-2
09.03.04	at Fullerton, CA	L 1-2
11.03.04	at Riverside, CA	W 2-1
10.14.05	at Riverside, CA	L 2-3
11.12.05	at Fullerton, CA	L 1-2 (2OT)
10.07.06	at Fullerton, CA	W 4-2
11.01.06	at Riverside, CA	W 4-2
10.10.07	at Fullerton, CA	L 0-1
10.17.07	at Riverside, CA	T2-2 (2OT)
10.22.08	at Fullerton, CA	W 3-1
11.08.08	at Riverside, CA	W 3-1
10.21.09	at Riverside, CA	T2-2 (2OT)
11.07.09	at Fullerton, CA	W 2-0
10.09.10	at Riverside, CA	W 2-1
10.20.10	at Fullerton, CA	L 2-3
10.15.11	at Fullerton, CA	T 1-1
10.26.11	at Riverside, CA	T 1-1
10.20.12	at Riverside, CA	W 3-2
11.03.12	at Fullerton, CA	W 2-1
10.26.13	at Fullerton, CA	L 1-2
11.09.13	at Riverside, CA	L 2-3
10.25.14	at Riverside, CA	T 1-1 (2OT)
11.01.14	at Fullerton, CA	T2-2 (2OT)
11.12.14	at Riverside, CA	W 3-0
10.24.15	at Fullerton, CA	L 1-2 (OT)
10.31.15	at Riverside, CA	W 2-0
10.15.16	at Fullerton, CA	W 1-0
10.22.16	at Riverside	W, 1-0
10.14.17	at Riverside	L, 1-2
10.21.17	Fullerton	T 1-1 (2OT)
11.04.17	Fullerton	W, 2-1
10.27.18	at Riverside	T 1-1 (2OT)
11.03.18	at Riverside	L 2-3 (2OT)
11.02.19	Fullerton	W, 2-1
10.16.21	Fullerton	T, 1-1 (2OT)
10.19.22	at Riverside	T, 0-0

Current Streak: Tie
 Total Points: 89-57
 Biggest Win: 7 (7-0, 10.04.77)
 Biggest Loss: 3 (1-4, 11.11.01)

UC Santa Barbara

Overall: 25-37-5 (H: 16-12-3 A: 9-23-2)

09.30.76	at Santa Barbara	L 1-3
09.27.77	at Fullerton, CA	W 3-1 (OT)
1978	at Santa Barbara	L 2-3
1979	at Fullerton, CA	W 1-0
09.30.80	at Santa Barbara	W 2-0
10.27.81	at Fullerton, CA	L 1-2
11.13.82	at Santa Barbara	L 2-5
10.12.83	at Fullerton, CA	L 1-2
10.24.84	at Santa Barbara	W 1-0
10.16.85	at Fullerton, CA	T 3-3 (OT)
10.22.86	at Santa Barbara	W 2-0
10.09.87	at Santa Barbara	L 2-3 (OT)
11.08.87	at Fullerton, CA	T 1-1 (OT)
09.30.88	at Fullerton, CA	W, 3-2 (OT)
11.06.88	at Santa Barbara	L 0-2
10.08.89	at Santa Barbara	L 0-2
10.20.89	at Fullerton, CA	W 3-1
1990	at Fullerton, CA	W 2-1
1990	at Santa Barbara	L 0-2
1991	at Fullerton, CA	W 3-1
1991	at Santa Barbara	W 2-0
09.05.92	at Fullerton, CA	W 3-1 (OT)
10.11.92	at Santa Barbara	W 5-0
1993	at Fullerton, CA	W 1-0
10.07.94	at Santa Barbara	L 2-3
10.06.95	at Fullerton, CA	W 2-1
10.13.96	at Fullerton, CA	W 4-2
10.10.97	at Santa Barbara	W 2-0
11.01.98	at Fullerton, CA	W 4-1
10.08.99	at Fullerton, CA	W 1-0
10.15.00	at Santa Barbara	W 1-0 (OT)
10.12.01	at Santa Barbara	L 2-3
11.18.01	at Fullerton, CA	W 3-2
10.12.02	at Santa Barbara	L 1-2
11.13.02	at Fullerton, CA	L 0-2
10.25.03	at Fullerton, CA	W 4-1
11.12.03	at Santa Barbara	L 0-1
10.06.04	at Santa Barbara	L 3-4 (2OT)
10.30.04	at Fullerton, CA	L 0-1
10.05.05	at Fullerton, CA	L 0-4
10.29.05	at Santa Barbara	L 0-2
09.21.06	at Fullerton, CA	L 1-2
10.21.06	at Santa Barbara	L 0-1
10.06.07	at Santa Barbara	L 0-1
11.10.07	at Fullerton, CA	L 1-2
09.25.08	at Fullerton, CA	L 1-2
10.24.09	at Santa Barbara	L 0-2
09.29.10	at Fullerton, CA	W 1-0 (OT)
10.06.10	at Santa Barbara	L 0-3
11.13.10	at Santa Barbara	L 1-3
10.11.11	at Santa Barbara	L 0-6
10.29.11	at Fullerton, CA	L 3-4
09.30.12	at Fullerton, CA	T 0-0
10.04.13	at Santa Barbara	L 0-3
10.09.14	at Fullerton, CA	W 2-0
10.10.15	at Santa Barbara	L 2-1 (OT)
11.14.15	at Santa Barbara	W 1-0
10.01.16	Fullerton	L 1-2 (OT)
11.09.16	at Santa Barbara	W 2-1
09.28.17	at Santa Barbara	L 2-5
10.06.18	at Santa Barbara	L 0-1
10.31.18	at Santa Barbara	T 1-1, 5-3 PK

10.12.19	Fullerton	L, 0-5
09.29.21	Fullerton	L, 2-4
10.08.22	at Santa Barbara	T, 0-0

Current Streak: Tie
 Total Points: 93-113
 Biggest Win: 5 (5-0, 10.11.92)
 Biggest Loss: 6 (0-6, 10.11.11)

UMBC

Overall: 1-0-0 (H: 0-0 A: 0-0 N: 1-0)

09.14.14	Neutral	W 4-3 (2OT)
----------	---------	-------------

Current Streak: 1, Fullerton
 Total Points: 4-3
 Biggest Win: 1 (4-3, 09.14.14)

UMKC

Overall: 1-0-0 (H: 1-0 A: 0-0 N: 0-0)

09.07.00	at Fullerton, CA	W 4-3
----------	------------------	-------

Current Streak: 1, Fullerton
 Total Points: 4-3
 Biggest Win: 1 (4-3, 09.07.00)

UNLV

Overall: 21-13-2 (H: 14-4-1 A: 5-9-1 N: 1-0)

09.16.75	at Fullerton, CA	T 3-3 (OT)
09.26.76	at Las Vegas, NV	L 1-3
10.18.77	at Fullerton, CA	W 4-3
1978	at Las Vegas, NV	W 3-1
1979	at Fullerton, CA	L 1-2
09.06.80	at Las Vegas, NV	W 2-1
09.24.81	at Fullerton, CA	W 3-2 (OT)
09.19.82	at Las Vegas, NV	T 1-1 (OT)
09.21.83	at Fullerton, CA	L 1-3
09.15.84	at Las Vegas, NV	L 0-4
10.27.85	at Fullerton, CA	L 0-1
11.02.85	at Las Vegas, NV	L 0-1
10.31.86	at Fullerton, CA	W 2-1 (OT)
10.25.87	at Las Vegas, NV	L 3-4 (OT)
10.31.87	at Fullerton, CA	W 2-1
10.09.88	at Fullerton, CA	W 2-1
10.30.88	at Las Vegas, NV	L 1-5
10.13.89	at Fullerton, CA	W 2-1
10.27.89	at Las Vegas, NV	W 2-0
1990	at Las Vegas, NV	L 1-2
1990	at Fullerton, CA	W 2-1
1991	at Fullerton, CA	W 2-1
1991	at Las Vegas, NV	L 3-4
10.25.92	at Fullerton, CA	W 9-0
1993	at Las Vegas, NV	L 1-2
10.14.94	at Fullerton, CA	W 3-0
10.13.95	at Las Vegas, NV	L 1-2 (OT)
10.17.99	at Las Vegas, NV	W 6-2
10.22.00	at Fullerton, CA	W 2-1
10.02.05	at Fullerton, CA	W 2-1 (OT)
09.24.06	at Las Vegas, NV	W 3-2
09.05.08	at Fullerton, CA	L 0-1
09.03.11	Neutral	W 5-1
09.02.12	Fullerton, CA	W 2-1 (2OT)
09.22.17	Fullerton, CA	W 1-0
09.09.18	at Las Vegas, CA	W 1-0

Current Streak: 4, Fullerton



CAL STATE FULLERTON



MEN'S SOCCER RECORD BOOK

Total Points: 78-59
 Biggest Win: 9 (9-0, 10.25.92)
 Biggest Loss: 4 (2x, last 10.30.88)

USC

Overall: 5-1-1 (H: 2-0-1 A: 2-1 N: 1-0)
 11.12.75 at Los Angeles, CA W 3-2
 10.17.76 at Fullerton, CA W 4-0
 10.01.77 at Los Angeles, CA W 3-2 (OT)
 1978 Neutral W 6-1
 1978 at Fullerton, CA W 6-0
 1979 at Los Angeles, CA L 1-2
 09.03.80 at Fullerton, CA T 2-2 (OT)

Current Streak: None
 Total Points: 25-9
 Biggest Win: 6 (6-0, 1978)
 Biggest Loss: 1 (1-2, last 1979)

U.S. International

Overall: 7-8-3 (H: 3-1-2 A: 4-5-1 N: 0-2)
 10.29.77 at US Int'l L 0-1
 1978 at US Int'l L 0-1
 1978 at Fullerton, CA T 1-1
 1979 at US Int'l L 0-1
 10.12.80 at Fullerton, CA T 0-0
 10.31.81 at US Int'l W 2-0
 11.10.82 at Fullerton, CA T 0-0 (OT)
 09.02.83 Neutral L 1-3
 09.27.83 at Fullerton, CA W 1-0
 09.08.84 at US Int'l L 0-4
 09.30.84 at US Int'l W 1-0
 10.10.85 at Fullerton, CA L 0-1
 11.03.85 Neutral L 2-4
 10.08.86 at US Inter L 1-2
 10.04.87 at Fullerton, CA W 3-2
 09.09.88 at Fullerton, CA W 4-0
 09.24.89 at US Int'l W 2-1
 1990 at US Int'l W 2-1

Current Streak: 4, Fullerton
 Total Points: 20-22
 Biggest Win: 4 (4-0, 09.09.88)
 Biggest Loss: 4 (0-4, 09.08.84)

Utah Valley

Overall: 1-2-0 (H: 1-1 A: 0-1 N: 0-0)
 09.24.15 at Utah Valley L 1-2
 09.08.17 Fullerton L 0-2
 09.08.19 Fullerton W 2-0

Current Streak: 1, Fullerton
 Total Points: 3-4
 Biggest Loss: 2 (0-2, 09.08.17)

Vanderbilt

Overall: 0-1-0 (H: 0-1 A: 0-0 N: 0-0)
 08.29.97 at Fullerton, CA L 2-3

Current Streak: 1, Vanderbilt
 Total Points: 2-3
 Biggest Loss: 1 (2-3, 08.29.97)

Vermont

Overall: 3-1-0 (H: 2-1 A: 1-0 N: 0-0)
 09.18.94 at Vermont W 3-1
 10.20.12 Fullerton, CA W 4-1
 08.26.16 at Vermont L 2-3 (2OT)
 09.15.17 Fullerton, CA W 2-1

Current Streak: 1, Fullerton
 Total Points: 11-6
 Biggest Win: 3 (4-1, 09.04.95)
 Biggest Loss: 1 (2-3, 08.26.16)

Virginia

Overall: 0-1-2 (H: 0-0-1 A: 0-0-1 N: 0-1)
 09.07.96 at Virginia T 2-2 (OT)
 09.06.98 at Fullerton, CA T 1-1 (OT)
 10.29.99 Neutral L 1-2

Current Streak: 1, Virginia
 Total Points: 4-5
 Biggest Loss: 1 (1-2, 10.29.99)

Washington

Overall: 2-11-0 (H: 1-2 A: 1-7 N: 0-2)
 09.05.87 Neutral L 1-4
 10.28.88 at Seattle, WA L 0-1
 09.09.89 at Seattle, WA L 0-1
 11.06.92 at Seattle, WA L 1-3 (OT)
 1993 at Fullerton, CA W 3-1
 09.30.94 at Seattle, WA W 2-0
 10.27.95 Neutral L 0-1
 09.21.97 at Seattle, WA L 1-3
 10.25.98 at Seattle, WA L 1-2
 09.24.00 at Seattle, WA L 1-2 (OT)
 09.19.08 at Seattle, WA L 0-1
 09.12.10 at Fullerton, CA L 1-3
 08.29.21 at Washington L 0-4

Current Streak: 7, Washington
 Total Points: 11-26
 Biggest Win: 2 (2x, last 09.30.94)
 Biggest Loss: 4 (0-4, 09.29.21)

Western Kentucky

Overall: 2-0-1 (H: 2-0 A: 0-0-1 N: 0-0)
 1990 at W. Kentucky T 3-3 (OT)
 1991 at Fullerton, CA W 3-0
 08.30.96 at Fullerton, CA W 3-1

Current Streak: 2, Fullerton
 Total Points: 9-4
 Biggest Win: 3 (3-0, 1991)

Westmont

Overall: 5-3-0 (H: 3-1 A: 2-2 N: 0-0)
 10.08.75 at Fullerton, CA W 2-1
 10.23.76 at Westmont L 0-1
 10.14.77 at Fullerton, CA L 0-2
 1978 at Westmont L 1-3
 1979 at Fullerton, CA W 2-0
 10.22.80 at Westmont W 8-0
 10.03.81 at Fullerton, CA W 4-2
 09.08.82 at Westmont W 2-0

Current Streak: 4, Fullerton
 Total Points: 19-9
 Biggest Win: 8 (8-0, 10.22.80)
 Biggest Loss: 2 (2x, last, 1978)

West Virginia

Overall: 0-1-0 (H: 0-0 A: 0-1 N: 0-0)
 09.17.10 at West Virginia L 1-3

Current Streak: 1, West Virginia
 Total Points: 1-3
 Biggest Loss: 2 (1-3, 09.17.10)

Whittier College

Overall: 3-0 (H: 2-0 A: 1-0 N: 0-0)
 1978 at Fullerton, CA W 9-2
 1979 at Whittier, CA W 7-0
 09.28.80 at Fullerton, CA W 5-0

Current Streak: 3, Fullerton
 Total Points: 21-2
 Biggest Win: 7 (2x, last 1979)

William & Mary

Overall: 0-1-0 (H: 0-0 A: 0-0 N: 0-1)
 09.26.86 Neutral L 0-2

Current Streak: 1, William & Mary
 Total Points: 0-2
 Biggest Loss: 2 (0-2, 09.26.86)

Wisconsin

Overall: 1-0-0 (H: 0-0 A: 0-0 N: 1-0)
 09.01.96 Neutral W 3-1

Current Streak: 1, Fullerton
 Total Points: 3-1
 Biggest Win: 2 (3-1, 09.01.96)

Wisconsin-Milwaukee

Overall: 1-0-0 (H: 0-0 A: 0-0 N: 1-0)
 09.11.09 Neutral W 2-1

Current Streak: 1, Fullerton
 Total Points: 2-1
 Biggest Win: 1 (2-1, 09.11.09)

Wofford

Overall: 1-0-0 (H: 0-0 A: 1-0 N: 0-0)
 08.27.17 Neutral W 1-0

Current Streak: 1, Wofford
 Total Points: 1-0
 Biggest Win: 1 (1-0, 08.27.17)

Wright State

Overall: 0-0-1 (H: 0-0 A: 0-0 N: 0-1)
 08.30.15 Neutral L 1-2

Current Streak: 1, Wright State
 Total Points: 1-2
 Biggest Loss: 1 (1-2, 08.30.15)



CAL STATE FULLERTON



MEN'S SOCCER RECORD BOOK

»1975 (9-4-2 overall, 4-1-0 SCISA)

Coach: Dennis Checkett

Date	Opponent	W/L/T	Score
S16	UNLV	T	3-3 (OT)
S28	Santa Clara	T	1-1 (OT)
O1	UC Riverside	W	5-1
O4	*at Biola	W	2-0
O8	*Westmont	W	2-1
O11	*at Cal State Hayward	L	1-3
O12	at Stanford	W	3-1
O19	San Francisco	L	1-3 (OT)
O29	*San Diego State	L	2-3
N1	at Pacific	W	5-0
N2	at Fresno State	W	3-2
N8	*at UCLA	W	2-1 (OT)
N12	*at USC	W	3-2
D4	\$vs. Colorado College	W	1-0
D5	\$at San Francisco	L	2-3 (OT)
TOTAL:			36-24

*So. Calif. Intercollegiate Soccer Assn.
\$NCAA Tournament

»1976 (7-9-2 overall, 2-6-1 Pacific Conf.)

Coach: Dennis Checkett

Date	Opponent	W/L/T	Score
S21	at UC Riverside	W	6-0
S25	vs. Colorado College	W	5-2
S26	at UNLV	L	1-3
S30	*at UC Santa Barbara	L	1-3
O2	*at Santa Clara	L	1-3
O3	*at San Francisco	T	1-1 (OT)
O5	Biola	W	2-0
O10	*Stanford	W	1-0
O13	*at San Diego State	L	0-2
O17	*USC	W	4-0
O23	at Westmont	L	0-1
O24	*San Jose State	L	4-5 (OT)
O27	Pomona-Pitzer	T	1-1 (OT)
O31	*California	L	1-2
N7	Fresno State	W	2-1
N8	Cal State Hayward	L	1-2
N14	*UCLA	L	1-2 (OT)
N17	Loyola Marymount	W	5-1
TOTAL:			37-29

*Pacific Coast Athletic Association

»1977 (11-7-2 overall, 2-2-0 Conf.)

Coach: Hector Tovar

Date	Opponent	W/L/T	Score
S20	Chapman	T	2-2 (OT)
S24	at Stanford	W	4-1
S25	at California	W	2-1
S27	UC Santa Barbara	W	3-1 (OT)
O1	at USC	W	3-2 (OT)
O4	UC Riverside	W	7-0
O8	at Biola	W	2-1
O12	Santa Clara	T	3-3 (OT)
O14	Westmont	L	0-2 (OT)
O18	UNLV	W	4-3

O21	at San Jose State	L	1-3
O23	at Fresno State	L	1-2
O25	Claremont	W	5-0
O29	at U.S. International	L	0-1
N1	Pomona-Pitzer	W	1-0
N6	San Diego State	L	1-4
N8	at UCLA	L	1-5
N12	at Cal State Hayward	W	6-0
N13	at San Francisco	L	0-4
N15	Cal State Los Angeles	W	2-1
TOTAL:			48-36

»1978 (11-8-4 overall, 2-1-1 SCISA)

Coach: Hector Tovar

Date	Opponent	W/L/T	Score
??	at BYU	W	1-0
??	at Metro State	T	0-0 (OT)
??	at Colorado College	W	1-0
??	Long Beach State	W	3-1
??	Whittier	W	9-2
??	*Azusa Pacific	W	3-0
??	at Chapman	L	0-2
??	UCLA	L	2-5 (OT)
??	at U.S. International	L	0-1
??	vs. USC	W	6-1
??	at UC Santa Barbara	L	2-3
??	at Westmont	L	1-3
??	*U.S. International	T	1-1 (OT)
??	Cal State Hayward	L	1-2
??	*at UNLV	W	3-1
??	USC	W	6-0
??	*at San Diego State	L	0-1
??	at Claremont	W	3-0
??	at Pomona-Pitzer	T	2-2 (OT)
??	at California	T	3-3 (OT)
??	Biola	W	2-0
??	at CSU-Los Angeles	L	0-1
??	Fresno State	W	5-2
TOTAL:			54-29

*So. Calif. Intercollegiate Soccer Assn

»1979 (12-9-0 overall)

Coach: Hector Tovar

Date	Opponent	W/L/T	Score
??	at Chico State	W	2-1
??	at San Jose State	W	4-2
??	at Biola	W	5-2
??	Claremont	W	4-1
??	at Azusa Pacific	W	3-0
??	at U.S. International	L	0-1
??	at USC	L	1-2
??	at Whittier	W	7-0
??	at Santa Clara	L	1-2
??	at UCLA	L	0-1
??	at Cal State Hayward	L	1-2
??	UC Santa Barbara	W	1-0
??	UNLV	L	1-2
??	Long Beach State	W	3-0
??	at San Francisco	L	1-4
??	Pomona-Pitzer	W	4-0

??	Cal State Los Angeles	W	2-0
??	San Diego State	W	1-0
??	Westmont	W	2-0
??	Chapman	L	2-3
??	at Fresno State	L	1-4
TOTAL:			46-27

»1980 (12-4-3 overall, 5-1-2 SCISA)

Coach: Jim Noble/ Steve McKay

Date	Opponent	W/L/T	Score
S3	*USC	T	2-2 (OT)
S6	*at UNLV	W	2-1
S9	at Cal State Northridge	W	4-0
S17	at Long Beach State	W	5-1
S19	at San Jose State	W	2-0
S20	vs. San Francisco	L	0-3
S24	UCLA	L	3-4
S28	Whittier	W	5-0
S30	*at UC Santa Barbara	W	2-0
O1	*Azusa Pacific	L	1-2
O8	*at San Diego State	W	4-2
O12	U.S. International	T	0-0 (OT)
O18	*Biola	W	2-0
O20	at Claremont	W	5-1
O22	*at Westmont	W	8-0
O25	Fresno State	L	0-1
O29	at Pomona-Pitzer	W	1-0
N1	at CSU-Los Angeles	T	0-0 (OT)
N5	Chapman	W	6-1
TOTAL:			52-18

*So. Calif. Intercollegiate Soccer Assn.

»1981 (13-6-0 overall, 5-2-0 SCISA)

Coach: Al Mistri

Date	Opponent	W/L/T	Score
S15	at Biola	W	3-0
S19	*Long Beach State	W	9-0
S22	*at Loyola Marymount	W	4-0
S24	*UNLV	W	3-2 (OT)
S26	at Cal State Northridge	W	4-1
O3	Westmont	W	4-2
O7	at UCLA	L	0-5
O12	Pomona-Pitzer	W	4-0
O17	#CSU-Los Angeles	W	1-0
O21	at Azusa Pacific	W	6-1
O24	*U of San Diego	W	4-0
O27	*UC Santa Barbara	L	1-2
O29	Santa Clara	W	2-1
O31	*at U.S. International	W	2-0
N4	at San Francisco	L	1-2
N6	at San Jose State	L	1-2 (OT)
N9	at Chapman	W	3-2
N11	at Fresno State	L	0-1
N14	*San Diego State	L	1-2
TOTAL:			53-23

*So. Calif. Intercollegiate Soccer Assn.

#CSU-Los Angeles forfeited 2-1 victory

»1982 (13-6-3 overall, 3-3-2 SCISA)

Coach: Al Mistri

Date	Opponent	W/L/T	Score
S4	at San Jose State	L	0-2
S6	at Sonoma State	W	4-1
S8	at Westmont	W	2-0
S11	at Cal State Bakersfield	W	8-0
S15	*Loyola Marymount	W	3-1
S19	*at UNLV	T	1-1 (OT)
S22	at Pomona-Pitzer	W	6-0
S24	at San Francisco	L	1-3
S26	Pacific	W	4-0
S29	Biola	W	2-0
O6	Cal State Northridge	W	3-1
O9	Fresno State	W	2-1 (OT)
O16	*UCLA	L	1-2 (OT)
O18	*at U of San Diego	W	3-0
O22	at California	T	0-0 (OT)
O24	at Santa Clara	L	0-3
O27	*at Long Beach State	W	6-1
O30	at CSU-Los Angeles	W	1-0
N3	Chapman	W	2-0
N6	*at San Diego State	L	0-1
N10	*U.S. International	T	0-0 (OT)
N13	*at UC Santa Barbara	L	2-5
TOTAL:			51-22

*So. Calif. Intercollegiate Soccer Assn.

»1983 (8-11-2 overall, 1-5-0 PCAA)

Coach: Al Mistri

Date	Opponent	W/L/T	Score
	Cal State Dominguez	W	2-0
S1	at Puget Sound	W	2-1
S2	vs. U.S. International	L	1-3
S3	vs. Chico State	W	2-0
S10	*San Jose State	L	1-2
S15	vs. Claremont	T	1-1 (OT)
S16	at Fresno Pacific	L	0-2
S17	at Azusa Pacific	W	4-2
S21	*UNLV	L	1-3
S27	U.S. International	W	1-0
S30	at Stanford	L	1-2
O2	*at Fresno State	L	2-5
O9	Santa Clara	L	0-1
O12	*UC Santa Barbara	L	1-2
O16	San Francisco	L	0-3
O23	at UCLA	L	0-6
O26	U of San Diego	W	5-2
O28	*Pacific	W	3-1
O30	San Diego State	T	0-0 (OT)
N2	*Long Beach State	L	1-2
N9	at Loyola Marymount	W	1-0
TOTAL:			29-38

*Pacific Coast Athletic Association

CAL STATE FULLERTON



MEN'S SOCCER RECORD BOOK

»1984 (10-6-5 overall, 1-1-1 PCAA)

Coach: Al Mistri

Date	Opponent	W/L/T	Score
S1	at Pacific	W	3-0
S2	at Santa Clara	W	1-0
S3	at Cal State Hayward	T	1-1 (OT)
S8	at U.S. International	L	0-4
S12	at U of San Diego	T	1-1 (OT)
S14	vs. BYU	W	2-0
S15	*at UNLV	L	0-4
S21	Claremont	W	3-1
S22	at Fresno Pacific	L	0-1
S26	*UC Irvine	T	2-2 (OT)
S29	vs. Portland	W	1-0
S30	at U.S. International	W	1-0
O10	*at Long Beach State	W	4-2
O18	Fresno State	T	1-1 (OT)
O21	UCLA	L	1-3
O24	at UC Santa Barbara	W	1-0
O26	at San Francisco	L	0-3
O28	at San Jose State	T	0-0 (OT)
O31	at San Diego State	L	0-3
N7	Loyola Marymount	W	3-2
N10	Fresno Pacific	W	3-1
TOTAL:			28-29

*Pacific Coast Athletic Association

»1985 (10-9-1 overall, 3-2-1 PCAA)

Coach: Al Mistri

Date	Opponent	W/L/T	Score
S1	Santa Clara	W	3-1
S6	*Pacific	W	3-0
S13	at Stanford	L	0-1
S15	at Saint Mary's	W	3-1
S18	U of San Diego	L	0-1
S25	at Biola	W	4-2
S27	*San Jose State	W	2-1
O4	at Fresno Pacific	W	1-0
O6	*at Fresno State	L	1-2
O10	U.S. International	L	0-1
O12	at Loyola Marymount	W	4-0
O16	*UC Santa Barbara	T	3-3 (OT)
O20	*at UC Irvine	W	2-1
O23	at CSU-Los Angeles	L	1-2
O27	UNLV	L	0-1
O30	San Diego State	W	1-0
N2	*at UNLV	L	0-1
N3	vs. U.S. International	L	2-4
N6	at UCLA	L	0-1
N9	BYU	W	3-0
TOTAL:			35-25

*Pacific Coast Athletic Association

»1986 (8-1-1-2 overall, 4-1-0 PCAA)

Coach: Al Mistri

Date	Opponent	W/L/T	Score
A30	at San Diego State	L	1-6
S10	Stanford	T	0-0 (OT)
S13	at BYU	W	1-0

S17	Portland	T	0-0 (OT)
S19	at Santa Clara	L	0-1
S21	*at San Jose State	L	0-1 (OT)
S26	vs. William & Mary	L	0-2
S28	at Old Dominion	L	0-2
S30	Saint Mary's	W	4-1
O4	at New Mexico	L	1-2
O5	at Air Force	L	2-4
O8	at U.S. International	L	1-2
O15	at U of San Diego	L	1-2 (OT)
O17	*UC Irvine	W	4-1
O22	*at UC Santa Barbara	W	2-0
O24	*Fresno State	W	2-1
O28	Cal State Los Angeles	W	1-0
O31	*UNLV	W	2-1 (OT)
N5	UCLA	L	0-6
N8	Loyola Marymount	W	1-0
N16	at UCLA	L	0-3
TOTAL:			23-35

*Pacific Coast Athletic Association
\$NCAA Tournament

»1987 (12-7-1 overall, 5-4-1 PCAA)

Coach: Al Mistri

Date	Opponent	W/L/T	Score
S5	vs. Washington	L	1-4
S6	at Portland	L	0-2
S11	San Diego State	W	3-2
S16	U of San Diego	W	5-0
S18	Santa Clara	W	1-0 (OT)
S20	New Mexico	W	4-3
S26	at TCU	W	3-0
S27	at North Texas	L	1-4
S30	*at San Jose State	W	3-2
O2	*at Fresno State	L	0-2
O4	U.S. International	W	3-2
O9	*at UC Santa Barbara	L	2-3 (OT)
O11	*at UC Irvine	L	0-1 (OT)
O16	*Fresno State	W	2-0
O18	*San Jose State	W	2-1
O25	*at UNLV	L	3-4 (OT)
O28	at UCLA	W	2-0
O31	*UNLV	W	2-1
N6	*UC Irvine	W	2-0 (OT)
N8	*UC Santa Barbara	T	1-1 (OT)
TOTAL:			40-32

*Pacific Coast Athletic Association

»1988 (7-1-1-2 overall, 4-5-1 Big West)

Coach: Al Mistri

Date	Opponent	W/L/T	Score
S3	Cal State Los Angeles	L	0-1
S4	Saint Mary's	T	0-0 (OT)
S9	U.S. International	W	4-0
S12	at San Diego State	L	0-2
S14	at U of San Diego	L	1-2 (OT)
S16	at Santa Clara	L	2-5
S17	*at Stanford	W	4-3 (OT)
S24	*at New Mexico	W	1-0

S28	UCLA	L	0-1 (OT)
S30	*UC Santa Barbara	W	3-2 (OT)
O2	*at UC Irvine	L	2-5
O9	*UNLV	W	2-1
O16	*at Fresno State	L	0-1
O17	*at San Jose State	L	1-2 (OT)
O21	*San Jose State	W	3-0
O23	*Fresno State	T	1-1 (OT)
O28	Washington	L	0-4
O30	*at UNLV	L	1-5
N4	*UC Irvine	W	2-0
N6	*at UC Santa Barbara	L	0-2
TOTAL:			26-37

*Big West Conference

»1989 (12-7-1 overall, 6-3-1 Big West)

Coach: Al Mistri

Date	Opponent	W/L/T	Score
S1	U of San Diego	W	2-1 (OT)
S3	New Mexico	W	6-5 (OT)
S9	at Washington	L	0-1
S10	vs. Oregon State	W	2-1 (OT)
S17	San Diego State	W	2-1
S22	Loyola Marymount	W	4-0
S24	at U.S. International	W	2-1
S29	*San Jose State	T	0-0 (OT)
O1	*Fresno State	L	1-2 (OT)
O3	Santa Clara	L	1-2
O6	*UC Irvine	W	2-0
O8	*at UC Santa Barbara	L	0-2
O13	*UNLV	W	2-1
O15	at UCLA	L	0-2
O20	*UC Santa Barbara	W	3-1
O22	at CSU-Los Angeles	L	0-3
O27	*at UNLV	W	2-0
O29	*at UC Irvine	W	1-0
N3	*at San Jose State	W	4-1
N5	*at Fresno State	L	0-3
TOTAL:			34-27

*Big West Conference

»1990 (8-8-3 overall, 5-4-1 Big West)

Coach: Al Mistri

Date	Opponent	W/L/T	Score
??	vs. SIU-Edwardsville	W	4-1
??	at Western Kentucky	T	3-3 (OT)
??	vs. Creighton	L	1-2
??	at New Mexico	L	1-2 (OT)
??	Seattle Pacific	T	0-0 (OT)
??	*at UNLV	L	1-2
??	at U of San Diego	L	0-4
??	*at San Jose State	W	2-0
??	*at Fresno State	L	1-2
??	*UNLV	W	2-1
??	at U.S. International	W	2-1
??	*UC Santa Barbara	W	2-1
??	*at UC Irvine	T	1-1 (OT)
??	*UC Irvine	L	1-2
??	*at UC Santa Barbara	L	0-2

??	at CSU-Los Angeles	W	6-1
??	at UCLA	L	1-4
??	*Fresno State	W	3-1
??	*San Jose State	W	1-0
TOTAL:			32-30

*Big West Conference

»1991 (10-10-0 overall, 6-4-0 Big West)

Coach: Al Mistri

Date	Opponent	W/L/T	Score
??	vs. California	L	1-2
??	vs. San Francisco	L	1-2
??	vs. Seattle Pacific	L	0-1
??	vs. Wisconsin-G. Bay	W	3-2
??	New Mexico	L	0-2
??	Western Kentucky	W	3-0
??	*UC Irvine	W	5-0
??	*at San Jose State	W	7-3 (OT)
??	*UNLV	W	2-1
??	*UC Santa Barbara	W	3-1
??	*at UC Irvine	L	0-1 (OT)
??	*Fresno State	W	2-0
??	*San Jose State	L	2-4
??	vs. Akron	W	1-0
??	vs. Army	W	3-1
??	*at UC Santa Barbara	W	2-0
??	*at UNLV	L	3-4
??	UCLA	L	1-5
??	*at Fresno State	L	0-2
??	U of San Diego	L	1-3
TOTAL:			40-34

*Big West Conference

»1992 (12-6-0 overall, 6-1-0 MPSF)

Coach: Al Mistri

Date	Opponent	W/L/T	Score
S5	UC Santa Barbara	W	3-1 (OT)
S8	at U of San Diego	L	1-2
S11	vs. North Texas	W	4-1
S13	vs. Drake	W	3-2
S19	California	W	2-1
S20	Saint Mary's	L	1-3
S23	UC Irvine	W	4-0
S27	Cal Poly	W	5-1
O4	*at UC Irvine	W	3-1 (OT)
O9	*at CSUN	W	1-0
O11	*at UC Santa Barbara	W	5-0
O16	vs. SMU	L	2-4
O18	vs. Davidson	L	0-4
O23	*New Mexico	W	3-2
O25	*UNLV	W	9-0
O30	*San Diego State	W	1-0
N1	*at UCLA	L	1-3
N6	% at Washington	L	1-3 (OT)
TOTAL:			49-28

*Mountain West Pacific Sports Federation
% MPSF Playoffs

CAL STATE FULLERTON



MEN'S SOCCER RECORD BOOK

»1993 (16-7-0 overall, 5-2-0 MPSF)

Coach: Al Mistri

Date	Opponent	W/L/T	Score
??	Oregon State	W	3-0
??	North Carolina	W	3-2
??	Washington	W	3-1
??	Fresno State	W	1-0 (OT)
??	at California	W	2-0
??	at Cal Poly	W	4-2 (OT)
??	vs. Santa Clara	L	1-2
??	at Saint Mary's	W	3-1
??	U of San Diego	L	1-2 (OT)
??	Loyola Marymount	L	3-4
??	*at San Diego State	W	1-0
??	*Cal State Northridge	L	0-1
??	*UC Santa Barbara	W	1-0
??	*at New Mexico	W	3-2
??	*at UNLV	L	1-2
??	*UC Irvine	W	3-0
??	*UCLA	W	2-1
??	vs. Rutgers	L	0-3
??	vs. Old Dominion	W	1-0
??	\$at Fresno State	W	4-0
??	\$at U of San Diego	W	3-2
??	\$at San Francisco	W	1-0
??	\$vs. South Carolina	L	0-1
TOTAL:			44-26

*Mountain West Pacific Sports Federation
\$ NCAA Tournament

»1994 (14-7-2 overall, 4-3-0 MPSF)

Coach: Al Mistri

Date	Opponent	W/L/T	Score
S3	Sacramento State	W	1-0
S5	Stanford	L	2-3
S9	vs. Seattle Pacific	T	2-2 (OT)
S10	vs. Illinois State	W	3-1
S10	vs. New Hampshire	W	3-1
S18	at Vermont	W	3-1
S22	*San Diego State	W	2-0
S25	at Fresno State	L	0-3
S30	at Washington	W	2-0
O2	vs. Portland	L	0-2
O7	*at UC Santa Barbara	L	2-3
O9	*at CSUN	W	1-0 (OT)
O14	*UNLV	W	3-0
O16	*New Mexico	L	2-4 (OT)
O21	*at UCLA	L	1-2
O23	*at UC Irvine	W	4-3
??	vs. Indiana	W	3-2 (OT)
O30	vs. Notre Dame	T	2-2 (OT)
N3	California	W	5-2
N9	at Loyola Marymount	W	4-3
N19	\$U of San Diego	W	3-1 (OT)
N27	\$San Francisco	W	1-0 (OT)
D4	\$at Indiana	L	1-2
TOTAL:			50-37

*Mountain West Pacific Sports Federation
\$ NCAA Tournament

»1995 (12-8-0 overall, 3-4-0 MPSF)

Coach: Al Mistri

Date	Opponent	W/L/T	Score
S2	Penn State	L	2-3
S4	Vermont	W	4-1
S8	vs. Evansville	W	5-1
S10	vs. San Jose State	W	2-1
S15	Tampa	L	3-4 (OT)
S17	Gonzaga	W	3-2
S21	at Santa Clara	L	1-2 (OT)
S24	at San Jose State	W	5-2
S27	Chapman	W	3-1
O1	*at San Diego State	L	2-3
O6	*UC Santa Barbara	W	2-1
O8	*Cal State Northridge	W	3-2
O13	*at UNLV	L	1-2 (OT)
O15	*at New Mexico	L	1-4
O20	*UCLA	L	0-4
O22	*UC Irvine	W	3-0
O27	vs. Washington	L	0-1
O29	vs. Brown	W	1-0
N4	Fresno State	W	2-0
N9	at U of San Diego	W	1-0
TOTAL:			45-34

*Mountain West Pacific Sports Federation

»1996 (11-4-6 overall, 3-1-1 MPSF)

Coach: Al Mistri

Date	Opponent	W/L/T	Score
A30	Western Kentucky	W	2-0
S1	Wisconsin	W	3-1
S7	at Virginia	T	2-2 (OT)
S8	vs. American	W	4-2
S13	San Diego State	W	3-0
S20	vs. SMU	L	1-3
S22	at Fresno State	W	3-0
S27	vs. San Francisco	L	0-2
S29	at Santa Clara	W	3-2 (OT)
O4	*at UC Irvine	W	2-1
O6	Loyola Marymount	L	0-1
O13	*UC Santa Barbara	W	4-2
O17	*at CSUN	T	3-3 (OT)
O20	*at UCLA	L	0-2
O25	vs. St. Louis	T	0-0 (OT)
O27	vs. Oregon State	W	5-0
N1	U of San Diego	T	3-3 (OT)
N3	Air Force	T	0-0 (OT)
N9	*Cal Poly	W	2-0
N24	\$UCLA	W	2-1
D1	\$Creighton	T	0-0 (OT)
TOTAL:			42-25

*Mountain West Pacific Sports Federation

\$ NCAA Tournament

»1997 (10-10-0 overall, 3-2-0 MPSF)

Coach: Al Mistri

Date	Opponent	W/L/T	Score
A29	Vanderbilt	L	2-3
A31	Santa Clara	W	2-1
S4	San Diego State	W	2-1

S12	vs. Boston University	W	3-0
S14	Sacramento State	W	5-0
S19	at Gonzaga	L	0-4
S21	at Washington	L	1-3
S26	vs. New Mexico	L	1-2
S28	at Air Force	L	1-2
O2	Loyola Marymount	W	3-1
O5	*UC Irvine	W	4-3
O10	*at UC Santa Barbara	W	2-0
O17	*UCLA	W	3-1
O19	*Cal State Northridge	L	2-3
O24	Iona	W	4-3
O26	California	L	0-4
O31	vs. Duke	L	1-4
N2	vs. Massachusetts	W	2-1
N8	*at Cal Poly	L	2-3
N11	at U of San Diego	L	0-3
TOTAL:			40-42

*Mountain West Pacific Sports Federation

»1998 (14-5-2 overall, 7-1-1 MPSF)

Coach: Al Mistri

Date	Opponent	W/L/T	Score
S1	at Loyola Marymount	W	2-0
S4	Kentucky	W	2-0
S6	Virginia	T	1-1 (OT)
S11	San Jose State	L	1-3
S13	Cal State Northridge	W	5-4 (OT)
S18	at U of San Diego	W	5-2
S20	at Michigan State	W	2-0
S25	at Tulsa	L	0-4
S27	at SMU	L	0-1
O2	Fresno State	W	4-2
O4	Cal State Los Angeles	W	7-0
O16	*Sacramento State	W	3-0
O18	*UCLA	W	2-1
O23	*at Oregon State	W	4-1
O25	*at Washington	L	1-2
O30	*Cal Poly	W	5-0
N1	*UC Santa Barbara	W	4-1
N6	*at California	W	2-1
N8	*at Stanford	T	1-1 (OT)
N15	*at UC Irvine	W	3-2 (2 OT)
N22	&U of San Diego	L	1-2
TOTAL:			55-28

*Mountain West Pacific Sports Federation

&MPSF Playoffs

\$NCAA Tournament

»1999 (14-5-0 overall, 5-2-0 MPSF)

Coach: Al Mistri

Date	Opponent	W/L/T	Score
S3	Syracuse	W	1-0 (OT)
S5	Denver	W	2-1 (OT)
S10	vs. Sacramento State	W	3-0
S12	vs. Oregon State	W	3-2 (2 OT)
S17	vs. Dayton	W	3-1
S19	at Kentucky	W	1-0
S26	Cal State Dominguez	W	3-2
S29	at Cal Poly	L	2-3

O1	U of San Diego	L	2-4
O3	Loyola Marymount	W	4-2
O8	*UC Santa Barbara	W	1-0
O10	*Cal State Northridge	W	3-0
O15	*at New Mexico	L	0-2
O17	*at UNLV	W	6-2
O22	*San Diego State	W	5-0
O24	*UC Irvine	W	2-0
O29	vs. Virginia	L	1-2
O31	vs. Air Force	W	3-1
N7	*at UCLA	L	1-2 (OT)
TOTAL:			46-24

*Mountain West Pacific Sports Federation

»2000 (15-6-1 overall, 6-0-1 MPSF)

Coach: Al Mistri

Date	Opponent	W/L/T	Score
S1	vs. Rutgers	W	4-1
S3	SMU	W	2-1 (OT)
S7	UMKC	W	4-3
S10	Buffalo	W	4-1
S15	vs. Gonzaga	W	4-3 (OT)
S17	at Loyola Marymount	W	3-1
S22	vs. Portland	L	1-2 (2 OT)
S24	at Washington	L	1-2 (OT)
S29	vs. Furman	L	1-2 (OT)
O1	at Clemson	L	1-5
O6	*at San Diego State	W	1-0
O8	*at UC Irvine	T	1-1 (2 OT)
O13	*at CSUN	W	5-0
O15	*at UC Santa Barbara	W	1-0 (OT)
O20	*New Mexico	W	2-0
O22	*UNLV	W	2-1
O26	UCLA	W	3-2 (2 OT)
O31	Concordia	W	12-0
N4	*Cal Poly	W	2-1 (OT)
N10	&Denver	W	3-1
N12	&San Jose State	L	2-3
N18	\$at Stanford	L	0-4
TOTAL:			59-34

*Mountain West Pacific Sports Federation

&MPSF Playoffs

\$NCAA Tournament

»2001 (9-10-1 overall, 5-5-0 Big West)

Coach: Al Mistri

Date	Opponent	W/L/T	Score
A31	Clemson	W	2-1 (OT)
S2	Loyola (Maryland)	T	2-2 (2 OT)
S7	at California	W	1-0 (2 OT)
S9	vs. Stanford	L	1-3
S23	at UCLA	L	1-4
S26	*UC Riverside	W	2-0
O5	vs. St. John's	L	1-2 (OT)
O7	at Rutgers	L	0-3
O12	*at UC Santa Barbara	L	2-3
O14	*at Cal Poly	W	1-0
O19	*Cal State Northridge	W	3-0
O21	*UC Irvine	L	2-7
O26	vs. South Carolina	L	0-2



CAL STATE FULLERTON



MEN'S SOCCER RECORD BOOK

O28 vs. Saint Mary's	W	4-0
O31 San Diego State	W	3-2 (2 OT)
N4 *at UC Irvine	L	0-4
N9 *at CSUN	L	1-2
N11 *at UC Riverside	L	1-4
N16 *Cal Poly	W	3-0
N18 *UC Santa Barbara	W	3-2
TOTAL:		33-41
*Big West Conference		

»2002 (8-9-3 overall, 4-4-2 Big West)

Coach: Al Mistri		
Date Opponent	W/L/T	Score
A30 Florida International	W	3-2
S1 Boston University	T	0-0
S6 UCLA	L	1-3
S8 at U of San Diego	L	0-4
S19 vs. San Francisco	W	4-3
S21 at Santa Clara	L	2-3
S26 at Fresno State	L	1-2
S29 New Mexico	W	2-1
O6 at San Diego State	L	0-1
O12 *at UC Santa Barbara	L	1-2
O16 *at Cal Poly	W	4-1
O19 *UC Riverside	W	4-2
O22 *UC Irvine	T	0-0 (2 OT)
O25 Indiana	W	2-1
O30 *Cal State Northridge	L	1-2
N2 *at UC Irvine	T	1-1 (2 OT)
N6 *at UC Riverside	W	2-0
N9 *Cal Poly	W	2-0
N13 *UC Santa Barbara	L	0-2
N16 *at CSUN	L	1-3
TOTAL:		32-35
*Big West Conference		

»2003 (8-10-2 overall, 3-6-1 Big West)

Coach: Al Mistri		
Date Opponent	W/L/T	Score
A29 Ohio State	W	1-0
A31 Penn State	W	2-0
S5 vs. Stanford	L	0-1 (2 OT)
S7 at California	L	1-3
S11 at U of San Diego	T	0-0 (2 OT)
S14 vs. UCLA	L	0-5
S19 Portland	W	3-2 (OT)
S26 at Florida International	L	0-2
S28 vs. Florida Atlantic	W	3-2
O4 *at Cal Poly	L	0-2
O12 *at UC Riverside	L	1-2
O15 *Cal Poly	W	1-0
O18 *UC Riverside	L	1-2
O22 *at UC Irvine	L	1-2
O25 *UC Santa Barbara	W	4-1
O29 *at CSUN	W	2-1 (OT)
N1 *UC Irvine	T	0-0 (2 OT)
N4 Fresno State	W	3-1
N12 *at UC Santa Barbara	L	0-1
N15 *Cal State Northridge	L	0-2
TOTAL:		23-29

*Big West Conference »2004 (6-10-2 overall, 4-6-0 Big West)

Coach: Al Mistri			
Date Opponent	W/L/T	Score	
S3 *UC Riverside	L	1-2	
S5 Oakland	L	1-2	
S10 vs. Indiana	L	1-2	
S12 at Notre Dame	T	0-0 (2 OT)	
S17 California	L	0-1	
S19 Stanford	L	1-2	
S26 UCLA	T	1-1 (2 OT)	
O6 *at UC Santa Barbara	L	3-4 (2 OT)	
O9 at UC Davis	W	1-0	
O13 *Cal State Northridge	W	4-3 (OT)	
O16 *at UC Irvine	L	1-2	
O25 Chapman	W	3-0	
O30 *UC Santa Barbara	L	0-1	
N3 *at UC Riverside	W	2-1	
N6 *at CSUN	L	0-3	
N9 *UC Irvine	L	2-3	
N12 *at Cal Poly	W	3-1	
N14 *Cal Poly	W	1-0	
TOTAL:		25-28	
*Big West Conference			

»2005 (4-14-1 overall, 1-9-0 Big West)

Coach: Al Mistri			
Date Opponent	W/L/T	Score	
S2 Maryland	L	0-7	
S4 Santa Clara	L	0-1	
S11 San Jose State	T	2-2 (2 OT)	
S16 vs. Ohio State	L	0-1 (OT)	
S18 Penn State	L	0-2	
S23 Air Force	W	3-2 (OT)	
S28 at UC Davis	L	0-2	
O2 UNLV	W	2-1 (OT)	
O5 *UC Santa Barbara	L	0-4	
O8 *UC Irvine	L	0-4	
O11 *at CSUN	L	0-1	
O14 *at UC Riverside	L	2-3	
O19 *Cal Poly	W	2-1	
O22 UC Davis	W	3-1	
O29 *at UC Santa Barbara	L	0-2	
N2 *at UC Irvine	L	3-4	
N5 *Cal State Northridge	L	0-3	
N9 *at Cal Poly	L	3-4	
N12 *UC Riverside	L	1-2 (2 OT)	
TOTAL:		21-47	
*Big West Conference			

»2006 (7-11-1 overall, 3-7-0 Big West)

Coach: Bob Ammann			
Date Opponent	W/L/T	Score	
A27 at San Jose State	W	3-2 (OT)	
S1 vs. Oral Roberts	W	3-2	
S3 at Memphis	L	0-1	
S8 vs. California	L	0-1	
S10 at Stanford	T	1-1 (2 OT)	
S15 at UC Davis	L	0-4	

S17 Maine	W	3-0
S21 *UC Santa Barbara	L	1-2 (2 OT)
S24 at UNLV	W	3-2
S27 *UC Irvine	L	2-3 (OT)
O4 *Cal State Northridge	L	1-2
O7 *UC Riverside	W	4-2
O11 *at Cal Poly	L	0-3
O14 *UC Davis	L	1-2
O21 *at UC Santa Barbara	L	0-1
O25 *at UC Irvine	L	1-3
O28 *at CSUN	L	0-3
N1 *at UC Riverside	W	4-2
N4 *Cal Poly	W	2-0
TOTAL:		29-36
*Big West Conference		

»2007 (7-10-3 overall, 2-7-3 Big West)

Coach: Bob Ammann			
Date Opponent	W/L/T	Score	
A31 Long Island	W	2-0	
S2 Detroit-Mercury	W	1-0	
S7 Memphis	W	2-0	
S9 Michigan	L	0-4	
S14 vs. Penn State	L	0-2	
S16 vs. Ohio State	L	1-6	
S23 at Coastal Carolina	W	2-1	
S29 *Cal Poly	L	0-1	
O3 *Cal State Northridge	T	1-1 (2 OT)	
O6 *at UC Santa Barbara	L	0-1	
O10 *UC Riverside	L	0-1	
O13 *UC Irvine	L	1-2	
O17 *at UC Riverside	T	2-2 (2 OT)	
O20 *at UC Davis	W	2-1	
O24 *at CSUN	L	0-1	
O28 Cal State Bakersfield	W	3-1	
N3 *at UC Irvine	W	3-1	
N10 *UC Santa Barbara	L	1-2	
N16 *UC Davis	T	1-1 (2 OT)	
N18 *at Cal Poly	L	1-3	
TOTAL:		23-31	
*Big West Conference			

»2008 (5-14-1 overall, 2-7-1 Big West)

Coach: Bob Ammann			
Date Opponent	W/L/T	Score	
A29 vs. Alabama A&M	W	2-0	
A31 vs. Georgetown	L	0-2	
S5 UNLV	L	0-1	
S7 Cal State Bakersfield	L	2-3 (OT)	
S12 at Air Force	W	2-0	
S14 at Denver	L	1-4	
S19 at Washington	L	0-1	
S21 vs. Portland	L	0-2	
S27 at Bradley	W	2-1	
O1 *at Cal Poly	L	0-3	
O4 Houston Baptist	L	0-1	
O8 *UC Davis	L	0-1	
O11 *Cal Poly	L	0-2	
O15 *at UC Davis	T	2-2 (2 OT)	
O18 *at CSUN	L	2-3 (2 OT)	

O22 *UC Riverside	W	3-1
O25 *UC Santa Barbara	L	1-2
O29 *at UC Irvine	L	1-2
N5 *Cal State Northridge	L	2-3 (2 OT)
N8 *at UC Riverside	W	3-1
TOTAL:		23-35
*Big West Conference		

»2009 (8-9-2 overall, 4-5-1 Big West)

Coach: Bob Ammann			
Date Opponent	W/L/T	Score	
S4 vs. Penn State	W	2-1 (OT)	
S6 at Ohio State	L	0-1	
S11 vs. Wisc. -Milwaukee	W	2-1	
S13 vs. Fairleigh-Dickson	W	3-0	
S17 at UCLA	L	1-2	
S20 Saint Mary's	W	2-1	
S21 Coastal Carolina	T	1-1 (2 OT)	
S27 Denver	L	1-2 (OT)	
S30 *Cal Poly	L	0-1 (OT)	
O3 *at CSU-Bakersfield	L	1-2	
O7 *Cal State Northridge	W	2-1 (OT)	
O10 *at UC Davis	W	3-2 (2 OT)	
O14 *at Cal Poly	L	2-3	
O17 *UC Davis	W	1-0	
O21 *at UC Riverside	T	2-2 (2 OT)	
O24 *at UC Santa Barbara	L	0-2	
O28 *UC Irvine	L	1-4	
N4 *at CSUN	L	0-1 (OT)	
N7 *UC Riverside	W	2-0	
TOTAL:		26-27	
*Big West Conference			

»2010 (7-12-2 overall, 4-6-0 Big West)

Coach: Bob Ammann			
Date Opponent	W/L/T	Score	
S3 at Saint Mary's	T	0-0 (2 OT)	
S5 vs. San Francisco	T	1-1 (2 OT)	
S10 San Jose State	L	0-1	
S12 Washington	L	1-3	
S17 at West Virginia	L	1-3	
S19 vs. Pittsburgh	W	2-0	
S26 UCLA	L	2-3	
S29 *UC Santa Barbara	W	1-0 (OT)	
O2 *Cal State Northridge	L	0-3	
O6 *at UC Santa Barbara	L	0-3	
O9 *at UC Riverside	W	2-1	
O13 *at CSUN	W	3-1	
O16 Hope International	W	1-0	
O20 *UC Riverside	L	2-3	
O23 *at UC Irvine	L	2-7	
O27 *UC Davis	W	2-1 (OT)	
O30 San Diego State	L	1-4	
N3 *at Cal Poly	L	0-1	
N6 *UC Irvine	L	1-3	
N10 & at UC Irvine	W	2-1	
N13 & at UC Santa Barbara	L	1-3	
TOTAL:		25-42	
*Big West Conference			
% Labor Day Classic (Northridge, Calif.)			





& Big West Tournament

»2011 (7-7-6 overall, 1-6-0 Big West)

Coach: Bob Ammann

Date	Opponent	W/L/T	Score
A17	California	T	2-2
A26	Hope International	W	1-0
S1	% vs. Akron	T	0-0 (2 OT)
S3	UNLV	W	5-1
S9	Green Bay	W	2-1
S11	#vs. San Francisco	W	2-0
S16	at American	W	3-0
S18	at George Mason	L	1-2
S23	Denver	W	4-2
S28	Cal State Bakersfield	T	0-0
O1	*at CSUN	L	0-3
O5	*UC Irvine	L	1-2
O11	*at UC Santa Barbara	L	0-6
O15	*UC Riverside	T	1-1
O19	*Cal Poly	W	1-0
O22	*at UC Irvine	L	0-1
O26	*at UC Riverside	T	1-1
O29	* UC Santa Barbara	L	3-4
N2	*at UC Davis	T	0-0
N5	*Cal State Northridge	L	1-2
TOTAL:			28-28

*Big West Conference

%Labor Day Classic (Northridge, Calif.)

#at UNLV (Las Vegas, Nev.)

&Big West Tournament

»2012 (8-1-2-1 overall, 4-5-1 Big West)

Coach: Bob Ammann

Date	Opponent	W/L/T	Score
A24	American	L	0-1
A26	Portland	L	0-4
A31	Cornell	L	1-2
S2	UNLV	W	2-1
S7	at Loyola Marymount	L	0-1
S10	at CSU-Bakersfield	L	1-2
S14	% vs. Canisius	L	2-4
S16	% vs. Syracuse	W	3-1
S20	Air Force	W	2-0
S23	San Diego	W	2-1
S28	*Cal Poly	L	0-2
S30	*UC Santa Barbara	T	0-0
O5	*at Sacramento State	L	1-2
O7	*at UC Davis	L	1-2
O13	*at UC Irvine	L	1-2
O17	* CSUN	W	5-4
O20	*at UC Riverside	W	3-2
O27	* UC Irvine	W	1-0
O31	* at CSUN	L	0-1
N3	* UC Riverside	W	2-1
N7	& at UC Davis	L	0-2
TOTAL:			27-35

*Big West Conference

%Las Vegas Tournament

& Big West Tournament

»2013 (6-1-1 overall, 3-6-1 Big West)

Coach: Bob Ammann

Date	Opponent	W/L/T	Score
A30	& vs. Memphis	L	0-1
S1	& vs. Albany	W	2-1
S6	Loyola Marymount	L	0-2
S8	at San Diego	L	2-3 (2 OT)
S13	at Cornell	L	1-2 (OT)
S15	at Colgate	L	1-3
S21	at Nebraska-Omaha	W	3-0
S28	Grand Canyon	W	3-2
O4	*at UC Santa Barbara	L	0-3
O6	*at Cal Poly	W	1-0
O11	*UC Davis	W	1-0
O13	Sacramento State	W	2-0
O19	*UC Irvine	T	2-2 (2 OT)
O23	*at CSUN	L	1-2 (OT)
O26	*UC Riverside	L	1-2
N2	*at UC Irvine	L	1-2
N6	*CSUN	L	0-1
N9	*at UC Riverside	L	2-3
TOTAL:			23-29

*Big West Conference

& Ryan Rossi Memorial Tourney (Northridge, Calif.)

»2014 (10-8-6 overall, 3-4-3 Big West)

Coach: George Kuntz

Date	Opponent	W/L/T	Score
A29	at Illinois-Chi.	L	3-2
S1	at San Diego	T	0-0
S5	San Francisco	L	2-1
S7	Northwestern	T	0-0
S12	& Detroit	L	2-1
S14	& UMBC	W	4-3
S19	Santa Clara	W	1-0
S21	Neb.-Omaha	W	3-1
S28	at Grand Canyon	W	1-0
O2	at UC Davis *	L	3-1
O4	at Sac. State *	L	1-0
O9	UC Santa Barbara *	W	2-0
O11	Cal Poly *	W	3-2
O13	at Pacific	W	4-0
O18	at UC Irvine *	L	1-0
O22	CSUN *	W	1-0
O25	at UC Riverside *	T	1-1
O29	UC Irvine *	L	1-0
N1	UC Riverside	T	2-2
N5	at CSUN	T	1-1
N8	at UC Davis ^	W	2-1
N12	at UC Riverside ^	W	3-0
N15	at UC Irvine ^	T	0-0, 3-2 SO
N20	at San Diego #	L	2-1

& UNLV Nike Invitational

* Big West Conference

^ 2015 Big West Tournament

NCAA Tournament First Round

»2015 (13-8-1 overall, 6-3-1 Big West)

Coach: George Kuntz

Date	Opponent	W/L/T	Score
A28	at Ohio State	L	0-2
A30	at Wright State	L	1-2
S4	George Washington	W	3-0
S6	at Santa Clara	W	2-1
S13	San Francisco	W	3-0
S18	San Diego	L	1-3
S20	UTRGV	W	1-0
S24	at Utah Valley	L	1-2
S27	Grand Canyon	W	2-0
O1	Sacramento State*	W	2-0
O3	UC Davis *	W	1-0
O8	at Cal Poly *	T	0-0
O10	at UC Santa Barbara *	L	1-2 (OT)
O14	at CSUN*	W	1-0
O17	UC Irvine *	W	3-0
O21	CSUN *	W	1-0
O24	UC Riverside *	L	1-2 (OT)
O28	at UC Irvine *	W	1-0
O31	at UC Riverside	W	2-0
N7	BYE		
N11	Cal Poly ^	W	3-1
N14	at UCSB ^	W	1-0
N19	Santa Clara #	L	0-3

* Big West Conference

^ 2015 Big West Tournament

NCAA Tournament First Round

»2016 (10-9-4 overall, 4-3-3 Big West)

Coach: George Kuntz

Date	Opponent	W/L/T	Score
A26	at Vermont	L	2-3 (OT)
A29	at UCLA	L	0-1 (OT)
S2	at UNLV	W	3-1
S4	vs. Santa Clara	L	1-2
S9	vs. Memphis	W	4-1
S14	vs. UTRGV	W	1-0(2OT)
S16	at San Francisco	W	1-0
S18	at Saint Mary's	W	3-1
S25	Pacific	L	1-2
S29	Cal Poly *	W	2-1
O1	UC Santa Barbara *	W	2-1 (OT)
O6	at Sacramento State*	L	0-1
O8	at UC Davis *	L	0-3
O12	at CSUN	T	1-1
O15	UC Riverside *	W	1-0
O19	UC Irvine *	W	3-1
O22	at UC Riverside *	W	1-0
O26	CSUN *	T	1-1
O29	UC Irvine*	T	1-1
N2	at San Diego	W	3-1
N8	at UC Davis ^	W	1-1,(5-3)
N12	at UC Santa Barbara ^W		2-1
N15	at CSUN ^	L	1-2, (2OT)

& UNLV Nike Invitational

* Big West Conference

^ 2016 Big West Tournament

»2017 (10-8-4 overall, 4-4-2 Big West)

Coach: George Kuntz

Date	Opponent	W/L/T	Score
A25	at Clemson	L	0-2
A27	at Wofford	W	1-0
S1	Santa Clara	W	2-0
S4	at Portland	L	0-5
S8	Utah Valley	L	0-2
S10	vs. San Francisco	W	3-0
S15	Vermont	W	2-1
S17	San Diego	T	1-1
S22	UNLV	W	1-0
S28	UC Santa Barbara*	L	2-5
S30	Cal Poly*	W	1-0
O5	UC Davis *	L	1-2
O7	Sacramento State *	W	3-1
O11	CSUN*	T	0-0
O14	at UC Riverside *	L	1-2
O18	at UC Irvine *	W	3-1
O21	UC Riverside *	T	1-1
O25	at CSUN *	W	1-0
O28	UC Irvine	L	1-2
N4	BYE^		
N8	UC Riverside ^	W	2-1
N14	at UC Davis ^	T	0-0, 4-3 SO
N19	at Pacific #	L	1-2

* Big West Conference

^ 2017 Big West Tournament

NCAA Tournament First Round

»2018 (7-6-8 overall, 2-3-2 Big West)

Coach: George Kuntz

Date	Opponent	W/L/T	Score
A27	at Missouri St.	T	1-1 (2OT)
A31	James Madison	T	1-1 (2OT)
S2	Nex Mexico	L	1-5
S7	at CBU	T	1-1 (2OT)
S9	at UNLV	W	1-0
S13	at San Diego	W	1-0 (OT)
S16	Cornell	W	1-2
S19	FGCU	T	1-1 (2OT)
S23	St. Francis	T	2-2 (2OT)
S27	Loyola Marymount	W	1-0
S29	San Francisco	W	4-0
O3	CSUN *	T	2-2 (2OT)
O6	UC Santa Barbara*	L	0-1 (OT)
O10	Cal Poly*	W	2-0
O13	Sacramento St. *	W	1-0
O17	at UC Irvine *	L	1-2 (2OT)
O20	at UC Davis *	L	1-2
O23	at Omaha *	W	2-0
O27	at UC Riverside*	T	0-0 (2OT)
O31	at UC Santa Barbara^ W		1-1 (5-3 PK)
N3	at UC Riverside ^	L	2-3 (2OT)

* Big West Conference

^ 2018 Big West Tournament



CAL STATE FULLERTON



MEN'S SOCCER RECORD BOOK

»2019 (12-7-1 overall, 3-4 Big West)

Coach: George Kuntz

Date	Opponent	W/L/T	Score
A30	Hartford	W	2-0
S1	Bryant	W	2-1
S6	Loyola (Chicago)	W	2-1
S8	Utah Valley	W	2-0
S13	Air Force	W	3-2 (OT)
S15	FGCU	W	2-0
S22	at San Francisco	W	2-1
S25	Cal Baptist	W	1-0
S29	LMU	T	1-1
O2	at James Madison	L	0-1
O5	at Maryland	L	0-2
O9	CSUN*	L	0-1
O12	UC Santa Barbara*	L	0-5
O16	at Cal Poly*	L	1-3
O19	at Sacramento St.*	W	2-1 (2OT)
O23	UC Irvine*	W	2-1
O26	UC Davis*	L	1-2
N2	UC Riverside*	W	2-1
N6	UC Irvine^	W	2-0
N9	UC Davis^	L	0-2

* Big West Conference

^ 2019 Big West Tournament

»2021 (3-1 1-3 overall, 1-7-1 Big West)

Coach: George Kuntz

Date	Opponent	W/L/T	Score
A26	at Seattle	L	0-1
A29	at Washington	L	0-4
S3	LMU	L	1-2 (OT)
S10	at Air Force	T	3-3 (2OT)
S12	at Denver	L	1-2
S17	San Francisco	W	1-0
S19	San Diego	W	3-1
S24	Santa Clara	T	1-1 (2OT)
S29	UC Santa Barbara*	L	2-4
O2	at UC San Diego*	L	1-3
O6	at CSU Bakersfield*	L	0-1
O9	UC Davis*	W	1-0
O13	at Cal Poly*	L	0-2
O16	UC Riverside*	T	1-1 (2OT)
O20	at CSUN*	L	1-2
O23	at Sacramento St.*	W	1-3
O30	UC Irvine*	L	0-1

* Big West Conference

»2022 (12-7-1 overall, 3-4 Big West)


Coach: George Kuntz

Date	Opponent	W/L/T	Score
A25	Cal	W	3-1
A28	LIFE Pacific	W	10-0
S2	at Santa Clara	W	1-0
S5	at San Francisco	L	0-1
S9	St. Francis (PA)	W	4-1
S11	Stetson	T	2-2
S15	at LMU	L	1-2
S18	at San Diego	T	2-2
S21	at Incarnate Word	W	2-1
S24	at UCLA	L	0-1
S28	at UC Irvine*	L	2-3
O1	CSU Bakersfield*	W	1-0
O5	Cal Poly*	W	3-2
O8	UC Santa Barbara*	T	0-0
O12	UC San Diego*	W	1-0
O15	UC Davis*	T	0-0
O19	UC Riverside*	T	1-1
O22	Sacramento State*	L	0-1
O29	CSUN*	L	0-1

* Big West Conference

Titans in Professional Soccer

Name	Professional Team(s)
Bob Ammann	Neuchatel Xamax (Switzerland)
	Edmonton (Canada)
	Brighton (England)
	Los Angeles (USA)
Mike Ammann*	Charlton (England)
	Kansas City, New York & DC United (USA)
Tom Atencio	Los Angeles (USA)
Joe DiGiamarino**	Bayer Leverkusen (Germany)
	Colorado, New York, Colorado (USA)
Brian Dunseth**	New England, Miami, Columbus (USA)
	Dallas, Real Salt Lake, Chivas USA, Los Angeles (USA)
	Bodens BK (Sweden)
Gabriel Farfan*	America, Chiapas Futbol Club (Mexico)
	Philadelphia (USA)
Michael Farfan*	Seattle, Philadelphia (MLS), Cruz Azul (Mexico)
Marc Fenelus ^	New England Revolution (USA)
Mike Fox**	New York, Los Angeles (USA)
Joey Franchino*	Los Angeles, New England (MLS) - 1998
Rick Garcia	Los Angeles (USA)
Lewis Garcia	California (USA)
Ken Hesse*	New York (MLS) - 1996
Shaun Higgins	Portland, Chivas USA (USL)
Colby Jackson*	New York (USA)
Spencer Johnson	Arizona United (USL)
Peter Lak*	Colorado (A-League), Los Angeles (MLS) - 1997
Garrett Losee	Real Salt Lake Monarchs (USL)
Antonio Martinez *	Dallas, Los Angeles, Chivas USA (MLS)
	Salamanca (Spain), Necaxa (Mexico) - 2000
Paul McDonnell	Anaheim (USA)
David Morisson	Los Angeles (NASL)
Duncan Oughton*	Columbus (MLS) - 2001
Bobby Reiss	Atlanta Silverbacks (USA) NASL
Sam Reynolds*	Portland (USL), Chivas USA, Miami, Austin (USA)
	Toronto (MLS) - 2007
Ricky Rodriguez	Anaheim (USA)
Andrew Sam	IBV Vestmannaeyjar (Iceland)
Josh Saunders*	San Jose, Portland, Los Angeles, Miami, (USA)
	Puerto Rico - 2003
Eddie Soto	New York, Los Angeles (USA) - 1998
Amara Soumah	Pittsburgh Riverhounds
Shay Spitz	Rockdale City (Australia)
	Los Angeles, Richmond (USA)
	Kitchee-Hong Kong (China)
Sheldon Thomas*	Los Angeles (MLS) - 2009, S.C.A.A. Hong Kong (China)
Kevin Venegas	Minnesota FC (MLS) - 2017
Brent Whitfield*	Seattle (USL) - 2005, Chivas USA (MLS) - 2006
Brad Wilson*	Saarbrucken (Germany) 1995
	Los Angeles (MLS) 1996
Alex Heilmann*	Portland Timbers U23 - 3/22/17
Rob Coronado	Rio Grande Valley FC (USL) - 3/7/19
Samuel Goni	Celaya FC (Mexico) - 1/4/19
Mark Hernandez	Reno 1868 FC (USL) - 3/7/19
Zico Bailey*	Kalmar FF (Sweden) - 4/16/19
	FC Helsingør (Denmark) - 6/6/19
	FC Cincinnati (MLS) - 12/12/19



Antonio Martinez (above), developed into a star with the Dallas Burn before being traded to the Los Angeles Galaxy. He last played for Necaxa in the Mexico 1st Division. **Brian Dunseth (below)**, was a seven-year veteran of the MLS. He most recently played for Boden BK in the Sweden 2nd Division.



*Major League Soccer (MLS)

^ Drafted

**Olympians

CAL STATE FULLERTON



TITANS IN THE PROS

The Cal State Fullerton men's soccer program has been well represented at the professional level in a variety of venues and the advent of Major League Soccer (MLS) has provided another opportunity beyond college soccer for players. According to Soccer America, about 70 percent of MLS players have collegiate experience and only five schools (UCLA, Virginia, Fresno State, Indiana and Southern Connecticut) had more products than Cal State Fullerton play in an MLS game in 1998.

The Titans have regularly competed against "A" League teams such as the Orange County Waves (formerly Zodiac) in pre-season exhibitions and the Los Angeles Galaxy of MLS in Spring action. The Galaxy, which played many of its matches in Titan Stadium before the opening of the StubHub Center, also has used Titans as "enemy" players in scrimmages in Titan Stadium.

The Titans had four players on MLS rosters in August, 2003, in Joey DiGiamarino of the MetroStars, Brian Dunseth of Dallas, Antonio Martinez of the Galaxy and Duncan Oughton of Columbus. The list grows to six if you added New England's Joey Franchino and San Jose's Josh Saunders, who finished up at Washington and Cal, respectively.

Mike Ammann (Kansas City) and midfielder Brad Wilson (Los Angeles) both played in the MLS' inaugural season. Ammann returned home after spending a number of seasons with Charlton, a member of England's First Division. He played in 2000 for New York/New Jersey and was the leading vote getter for the All-Star Game. Wilson also spent some time in Germany with F.C. Saarbrucken.

The Waves, the "farm team" for the Galaxy, played their home games at Santa Ana Stadium and featured as many as five Titans in the lineup at one time, including Eddie Soto and Peter Lak. Others have included Colby Jackson, Paul McDonnell, Ricky Rodriguez, Art Temblador, Sheldon Thomas and Ken Hesse.

Indoor soccer also had some Titan connections. McDonnell, Hesse and Rodriguez played in 1996 for the Anaheim Splash of the Continental Indoor Soccer League at the Arrowhead Pond of Anaheim.

Perhaps the best-known Titan was Mike Fox, whose career at CSF ran from 1979 through 1982. He debuted

professionally for the New York Cosmos, joining former Titan goalkeeper Dave Morrison in the North American Soccer League. Fox played in the Major Indoor Soccer League with the Las Vegas Americans (1984-85), Wichita Wings (1985-90) and the St. Louis Storm (1991). He also spent time with the California Emperors (1990-91) and the Los Angeles Salsa (1992-94).

Ammann's brother and current head coach, Bob, was also a pro standout. After his Titan career (1983-86), Bob made his first pro start for the Los Angeles Heat of the American Professional Soccer League.



He then went to Europe where he played for Brighton, a Second Division team in England. His career continued with the Edmonton Brickmen of the Canadian Soccer League and Neuchatal Xamax, a First Division team in Switzerland.

A more recent Titan keeper made headlines in the 2007 season, Sam Reynolds got a tie and a win in his first two starts for Toronto of the MLS. Most recently, Kevin Venegas scored his first professional goal to give the Minnesota club of the NASL a win in May of 2012.

Former Titans also have made an impact in the soccer coaching ranks. Noah Kooiman coached at Cal State San Bernardino for 11 seasons before joining the Albion SC of San Diego and Ali Khosroshahin coached seven seasons as head women's coach at USC after a six-year run at Fullerton, where he has been replaced by former Titan Demian Brown. Khosroshahin led the Women of Troy to USC's first NCAA women's soccer title in 2007 while making four overall tournament appearances. Ray Ramirez coached at Diamond Ranch High School and Mt. San Antonio College in Walnut. Other high school coaches have included Mike Lussier at Servite of Anaheim, Curt Bauer at Santa Margarita and Spencer McDearmon at Woodbridge in Irvine.

Zico Bailey became the latest Titan to join the MLS as he signed a professional contract with FC Cincinnati on Dec. 12, 2019.

Mike Fox - Cal State Fullerton Hall of Fame



The most prolific scorer in the history of the men's soccer program, forward Mike Fox remains the "gold standard" when it comes to the Cal State Fullerton record books, embarking on an 11-year professional career following a standout four seasons with the Titans. Fox was inducted into the Cal State Fullerton Hall of Fame's fifth biennial class of 2013 on Oct. 11.

Although records are incomplete from his freshman season in 1979, Fox is Fullerton's all-time leader in points with 119 and is the school record holder with 46 goals during a collegiate career that lasted until 1982. He holds three of the top 10 single-season scoring performances in school history, including a 40-point campaign as a senior in 1982 en route to second-team All-America honors on a career-high 17 goals -- a total that ranks tied for second in a season -- and six assists.

Fox also ranks second on the all-time list with 26 assists, including a single-season record of 13 assists as a sophomore in 1980 that still stands today.

However, his exploits on the pitch didn't end there, beginning his professional career as a 1983 draft pick of the North American Soccer League's New York Cosmos. He continued to play professionally until 1994, making stops with Las Vegas, Wichita, and St. Louis in the Major Indoor Soccer League, the Los Angeles Heat of the Western Soccer Alliance, and Milwaukee in the National Professional Soccer League, before ending his career with the Los Angeles Salsa of the American Professional Soccer League in 1994.

He finished his professional career with 104 goals and 80 assists in 296 career matches. During that time, Fox also attracted attention from the United States National Team, spending time with the squad prior to the 1984 Summer Olympics in Los Angeles and leading the team in scoring. One of 18 Titans to be named to an Olympic squad, Fox played in all three matches for the United States at the 1984 Games, helping the red, white, and blue, to a 1-1-1 record in pool play. He was capped 16 times (11 starts) with the national team between 1984 and 1988, making his final appearance in a draw with Ecuador.



CAL STATE FULLERTON



SEASON RECORDS

SEASON GOALS

- Eddie Soto (1994)..... 18
- Duncan Oughton (2000)..... 17
Colby Jackson (1998)..... 17
Sheldon Thomas (1996)..... 17
Mike Fox (1982)..... 17
- Art Ramirez (1998)..... 15
Rich Davies (1985) 15
- Eddie Soto (1992)..... 12
Eugene Brooks (2006)..... 12
Alex Heilmann (2016)..... 12
- Hector Orellana (2002)..... 11
Mike Fox (1981)..... 11

SEASON ASSISTS

- Mike Fox (1980) 13
- Joe DiGiamarino (1995)..... 10
- Ricky Melendez (2000)..... 9
Sheldon Thomas (1997)..... 9
Joe DiGiamarino (1996)..... 9
Matt Bradbury (1994) 9
Reid Thibodeau (1985)..... 9
- Duncan Oughton (2000) 8
Antonio Martinez (1999) 8
Adam Reeves (1999) 8
Colby Jackson (1998)..... 8
Matt Bradbury (1995) 8
Eddie Soto (1992)..... 8

SEASON SHUTOUTS

- David Elias (2015)..... 12
- Mike Ammann (1993)..... 9
- Nart Arislanouk (1982)..... 7
Jeff Salt (2014)..... 7
Paul-Andre Guerin (2018)..... 7
- Paul-Andre Guerin (2017)..... 6
Trevor Whiddon (2011)..... 6
Mike Forensich (1996)..... 6
Bob Ammann (1986)..... 6
Nart Arislanouk (1984)..... 6
- Paul-Andre Guerin (2019)..... 5
Sam Reynolds (2003)..... 5
Scott Alexander (1999)..... 5
Mike Kornock (1994)..... 5
Mike Ammann (1992)..... 5
Mike Ammann (1991)..... 5
Jay Nettekoven (1989)..... 5
Jay Nettekoven (1988)..... 5
Bob Ammann (1985)..... 5

SEASON POINT LEADERS

NAME	GOALS	ASSISTS	POINTS
1. Duncan Oughton (2000).....	17	8	42
Colby Jackson (1998).....	17	8	42
3. Eddie Soto (1994).....	18	5	41
4. Mike Fox (1982).....	17	6	40
5. Sheldon Thomas (1996).....	17	5	39
6. Art Ramirez (1998).....	15	4	34
7. Mike Fox (1980).....	10	13	33
8. Rich Davies (1985).....	15	2	32
Eddie Soto (1992).....	12	8	32
10. Mike Fox (1981).....	11	6	28

SEASON GAA

- Nart Arislanouk (1982)..... 0.820
- Jeff Salt (2014)..... 0.890
- Mike Ammann (1993)..... 0.909
- Tony Mejia (1982)..... 1.055
- Mike Forensich (1996)..... 1.074
- Paul-Andre Guerin (2018)..... 1.100
- Paul-Andre Guerin (2017)..... 1.180
- Scott Alexander (1999)..... 1.197
- Paul-Andre Guerin (2019)..... 1.200
- Bob Ammann (1985)..... 1.250



CAREER POINT LEADERS

1. Mike Fox (1980-82)46 goals / 26 assists ... 119 pts.
2. Duncan Oughton (1997-00)41 goals / 15 assists97 pts.
3. Eddie Soto (1992-94).....38 goals / 20 assists96 pts.
4. Matt Bradbury (1992-1995)30 goals / 29 assists89 pts.
5. Art Ramirez (1997-2000).....30 goals / 11 assists71 pts.
Rich Davies (1982-85)31 goals / 9 assists.....71 pts.
7. Hector Orellana (2000-03).....25 goals / 20 assists70 pts.
8. Sheldon Thomas (1996-97).....26 goals / 14 assists66 pts.
9. Colby Jackson (1998-99).....23 goals / 13 assists59 pts.
10. Charlie Lynch (1994-97)20 goals / 18 assists58 pts.

CAREER GOALS

1. Mike Fox (1980-82)46
2. Duncan Oughton (1997-2000).....41
3. Eddie Soto (1992-94).....38
4. Rich Davies (1982-85)31
5. Art Ramirez (1997-2000).....30
Matt Bradbury (1992-95)30
7. Sheldon Thomas (1996-97).....26
8. Hector Orellana (2000-03).....25
9. Brent Whitfield (2000-03)23
Colby Jackson (1998-99).....23

Eddie Soto (shown right), who later returned as a coach for three seasons, was the Titans' second leading scorer with 96 points.

Paul-Andre Guerin(Shown Below) became the programs all-time leader in shutouts after recording five in the 2019 season.



CAREER ASSISTS

1. Matt Bradbury (1992-95).....29
2. Mike Fox (1980-82).....26
3. Hector Orellana (2000-03)20
Eddie Soto (1992-94)20
5. Joe DiGiamarino (1995-96)19
6. Charlie Lynch (1994-97).....18
Reid Thibodeau (1983-86)18
Robert Coronado (2014-18)18
9. Ricky Rodriguez (1991-94).....17
10. Duncan Oughton (1997-2000).....15
Alessio Smith (1995-98)15

CAREER SHUTOUTS

1. Paul-Andre Guerin (2016-19)....20
Mike Ammann (1991-93)19
2. Nart Arislanouk (1982-84).....17
3. David Elias (2014-16)16
4. Jay Nettekoven (1987-90).....15
6. Trevor Whiddon (2008-2011)....12
Sam Reynolds (2001-04).....12
Bob Ammann (1983-86).....12
9. Sean Rockwell (1998-2000).....11



CAL STATE FULLERTON



ALL-TIME ROSTER

(incomplete prior to 1980)

--A--

Adoo, Daniel.....'17, '18
 Afia, Andrew.....'09, '10, '11, '12
 Agüero, Oscar.....'09, '10, '11
Agapitos, Mattheos.....'22, '23
 Alcalá, Luis.....'69, '71
 Alcaraz, Mark.....'82, '83
 Aldana, Jose.....'82, '83
 Alexander, Earl.....'05
 Alexander, Scott.....'97, '98, '99, '00
 Alfaro, Javier.....'17, '18, '19
 Alvarez, Celso.....'08, '09
 Alvarez, Faustino.....'79
 Alvarez, Mario.....'08, '09, '10, '11, '12
 Alvarez, Ruben.....'15, '16
 Alvarez, Tino.....'79, '80
 Ammann, Bob.....'83, '84, '85, '86
 Ammann, Mike.....'90, '91, '92, '93
 Andrews, Tyler.....'07, '08, '09
 Angenent, Glenn.....'81, '82, '83, '84
 Anguiano, Charly.....'18, '19, '21, '22
 Araujo, Gustavo.....'77
 Arslanov, Nart.....'82, '83, '84
 Armstrong, Bobby.....'05
 Arvizu, Irving.....'17, '18, '19, '21
 Ashurst, Jason.....'01, '02, '03
 Atkinson, John.....'11
 Atencio, Tom.....'84, '85, '86, '87

--B--

Baeskens, Joseph.....'85, '86, '87, '88
Bah, Sulaiman.....'23
 Bailey, Zico.....'18
 Baines, Mark.....'82
 Baker, Reid.....'06, '07, '08
 Banihani, Reziq.....'22
 Barajas, Elijah.....'15
 Barragan, Jose.....'04, '05
 Barrera-Roca, Saul.....'13
 Barnes, Brent.....'01, '02, '03, '04, '05
 Barry, Brian.....'85, '86, '87, '88
 Bauer, Curt.....'83
 Beary, David.....'13
 Becerra, Misa.....'19
 Bell, Mitchell.....'14, '15, '16
Belong, Jalen.....'23
 Biedler, Rick.....'87, '88, '89
 Bieker, Sean.....'14, '15, '16
 Bilaver, Ante.....'96
 Birt, Jonathan.....'08, '09, '10, '11, '12
 Bjur, Randy.....'69, '71
 Black, Adam.....'96, '97
 Blair, Marty.....'82, '83, '84, '85
 Blanco, Gerzon.....'11, '12
 Bogart, Michael.....'17, '18
 Bonavia, Andrea.....'19, '21, '22
 Bradbury, Matt.....'92, '93, '94, '95
 Braund, Elliott.....'13
 Brooks, Eugene (A).....'95, '96
 Brooks, Eugene (B).....'02, '03, '05, '06
 Brown, Demian.....'92, '93, '94, '96
 Bryan, Zach.....'13, '14, '15

Buckley, Keith.....'00, '01
 Burdett, Derek.....'84
 Burdino, Russ.....'80, '81
 Burney, Justin.....'08, '09
 Bustos, Ethar.....'15
 Bustos, Rigoberto.....'96, '97, '98, '99
 Butteling, Phil.....'71
 Bywaters, Omar.....'03

--C--

Calderon, Giovanni.....'22, '23
 Camargo, Walter.....'00
 Campbell, Jameson.....'09, '10, '11, '12
 Candelario, Ryan.....'22
 Cano, Jaime.....'12, '13
 Cannas, Alex.....'13, '14
 Cardona, Pablo.....'73
Carlos, Mario.....'23
 Carrillo, Ed.....'82
 Carrillo, Juan.....'77
Carroll, AJ.....'23
 Catinas, Chris.....'02
 Castaing, Alex.....'19
 Castillo, Chris.....'16, '17, '18, '19
 Chanock, Austin.....'18
 Chavez, Gustavo.....'97
 Chavez, Ramon.....'15
 Chote, Allen.....'04, '05
 Cid, Ignacio.....'03, '04
 Cini, Jacob.....'15, '16, '17, '18
 Cipolla, Greg.....'87, '88
 Clardy, Lucas.....'10, '11
 Clauer, Tom.....'83
 Clifford, Jason.....'00, '01, '02, '03
 Compton, Chris.....'69
 Condino, David.....'89
 Convey, Steve.....'69
 Cordoba, Rolando.....'99
 Coronado, Robert.....'14, '15, '16, '17, '18

Cortes, Danny.....'93, '94
 Cortes, Adrian.....'94
 Cortez, Alfredo.....'16, '17, '18
 Covarrubias, Ricardo.....'15, '16
 Cowan, Matt.....'03, '04, '05
 Craggs, Arron.....'05
 Crevoiserat, Don.....'85, '86, '88, '89
 Crevoiserat, Steve.....'87
 Cross, Jim.....'69
 Cross, Johnathon.....'01
 Cruz, Sebastian.....'19, '21, '22
 Cueva, Ernesto.....'21, '22

--D--

D'Amato, Nicolo.....'14, '15, '16, '17
 Davidson, Taylor.....'17, '18, '19
 Davies, Rich.....'82, '83, '84, '85
 DeAndrade, Nkosi.....'19, '21
 Dedeaux, Anthony.....'04
 de la Rosa, Jose.....'73, '77
 de la Torre, Jesus.....'73
 Denny, Michael.....'08, '09, '10, '11
 Delgado, Jose.....'18, '19, '21, '22
 Detviler, T. J.....'07, '08
 Diaz, Alejandro.....'04, '05
Diaz, Michael.....'21, '22, '23
 DiGiamarino, Joe.....'95, '96
 Dischner, David.....'99, '00, '01, '02
 Dollenmeyer, Noah.....'21
 Donnelly, Tim.....'99, '00, '01, '02
 Donoso, Al.....'77
 Dorwart, Rei.....'16, '17, '19
 Douglas, Brent.....'06, '07
 Dugan, Brandon.....'02, '03
 Dumond, Joe.....'71
 Dumond, Jose.....'00
 Dunaway, Brad.....'98, '99, '00
 Dunn, Kelly.....'80
 Dunseth, Brian.....'95, '96

Duursman, Bill.....'73

--E--

Eberle, Gannon.....'18, '19
 Edwards, Tim.....'88
 Elias, David.....'14, '15, '16
 Elmojahid, Fouzi.....'01, '02, '03
 England, Travis.....'89, '90
 Escalante, Jesse.....'08, '09, '10, '11, '12
 Escalante, Bryan.....'10, '11, '12, '13
 Escobedo, Carlos.....'18
 Escobedo, Eric.....'09, '10, '11
 Espino, Jose.....'21, '22
Espinoza, Damian.....'23


--F--

Farfan, Gabriel.....'06, '07
 Farfan, Michael.....'06, '07
 Farquharson, Jamall.....'08, '09
 Fenelus, Marc.....'13, '14
 Fernandez, Chuck.....'78
 Fiala, Donny.....'84
 Figueroa, Ernie.....'79, '80, '81, '82
 Fischer, Nate.....'10, '11
 Fisher, Bryan.....'87, '88, '91
 Flaherty, Tom.....'77
 Flores, Oscar.....'15, '16, '17, '18, '19
 Forensich, Mike.....'95, '96
 Forø, Sander.....'22
 Fox, Bobby.....'85, '86, '87, '88
 Fox, Mike.....'79, '80, '81, '82
 Fox, Peter.....'78, '81
 Fraker, Brendon.....'91, '92
 Franchino, Joey.....'94, '95
 Francisco, Michel.....'71
 Fredericksberg, Brian.....'69
 Fredericksberg, Bruce.....'69
 Freeman, Michael.....'88
 Fuller, Scott.....'03


Titans' Olympic Representation



Mike Fox - 1984



Joe DiGiamarino - 2000



Brian Dunseth - 2000

Mike Fox (1979-82) was the first Titan to make a big name for himself in soccer upon graduation. He was on the U.S. Olympic team in 1984 and the U.S. national team from 1985-87. He played with numerous professional teams including the New York Cosmos of the North American Soccer League.

In August of 2000, the Titans' Olympic ranks swelled to three with the selection of 1995 & 1996 teammates Joe DiGiamarino and Brian Dunseth to the U.S. squad.

Dunseth was named team captain by Coach Clive Charles. Fullerton joined UCLA and Virginia (two each) as the only college programs with more than one product on the squad, which became the first American team to advance to the second round.



CAL STATE FULLERTON



ALL-TIME ROSTER

--G--

Gallinger, Brent..... '04, '05
 Gallinger, Sean..... '01, '02, '03, '04
 Garcia, David..... '05, '06
 Garcia, George..... '88
 Garcia, Josh..... '14
 Garcia, Lewis..... '83, '84, '85
 Garcia, Rick..... '80, '81, '82, '84
 George, Steve..... '87, '88, '89, '90
 Gerardo, John..... '89, '90, '91
 Gerritz, Paul..... '69, '71
 Ginnaty, Jon..... '95, '96, '97, '98
 Giudice, Sean..... '00, '01
Gloria, Giovanni..... '22, '23
 Gnaulati, Giulio..... '81, '83, '84, '85
 Gnaulati, Rico..... '78, '79, '80
 Goni, Samuel..... '16, '17, '18
 Gonzalez, Israel..... '18
 Gomez, Mario..... '17, '18, '19, '21
 Gomez, Jay..... '95, '96
 Gomez, Jose..... '08
 Gonzalez, Juan..... '77
 Gonzalez, Pablo..... '09
 Gonzalez, Ritchie... '10, '11, '12, '13, '14
 Goodman, Kaleb..... '14
 Gowlett, Zach..... '19, '21
Grado, Jonathan..... '23
 Granich, Boris..... '71, '73
 Griffin, James..... '87, '88, '89
 Guerin, Paul-Andre... '16, '17, '18, '19
 Gustafson, Carl..... '96

--H--

Hamilton, Brent..... '01
 Hammond, Mike..... '81
 Hannon, Robbie..... '12, '13
 Haney, Bryan..... '80
 Haro, Raul..... '90, '91
 Harris, John..... '81
 Hartman, Mike..... '93
 Hassis, Pat..... '82, '83
Heiland, Matthias..... '23
 Heilmann, Alex..... '14, '15, '16
 Heiney, Brian..... '80
 Heinisch, Stefan..... '08, '09
 Helmer, Tom..... '93, '94, '95, '96
 Hernandez, Brian..... '19
 Hernandez, Mark..... '17, '18
 Hesse, Ken..... '90, '91, '92, '93
 Higgins, Shaun..... '96, '98, '99, '00
 Hofstetter, Ben..... '04, '05, '06, '07
 Hooper, Ben..... '95, '96
 Horta, Jesse..... '08, '09
 Howerton, John..... '82
 Hulgreen, Kris..... '97, '98, '99, '00
 Hunter, Mike..... '79, '80, '81

--I--

Ingrassia, Mauricio..... '92
 Iniguez, Paul..... '18

--J--

Jackson, Colby..... '98, '99
 Jacobs, Antony..... '87, '88

Jaime, Tony..... '92, '93, '94, '95
 Jarquin, Andres..... '07, '08
 Jeffers, Badi..... '82, '83
 Johnson, Spencer.... '10, '11, '12, '13, '14
 Johnston, Justin..... '94
Jones, Jude..... '23
 Jovel, Justin..... '19, '21, '22
 Juarez, Alex..... '17, '18, '19, '21
 Juarez, Johnny..... '89, '90
 Juarqin, Adrian..... '21

--K--

Kadono, Tetsuya..... '22, '23
 Kavanough, Eamon..... '87, '88
 Kaylor, Ryan..... '07, '08
 Keefe, Sean..... '06, '07
 Kennelly, Gerard..... '81
 Khosroshanin, Ali..... '89, '90
Killeen, Marci..... '22, '23
 Kingman, Peter..... '07
Kirkland, Kyle... '19, '21, '22, '23
 Kljestan, Gordon..... '03
 Konecny, Radim..... '95
 Kooiman, Noah..... '88, '89, '91
 Kornock, Mike..... '92, '93, '94
 Kremer, Lance..... '88, '89, '90
 Kylaheiko, Jyrki..... '01

--L--

Lak, Peter..... '93, '94
 Lamb, Mark..... '97
Lamb, Mason..... '22, '23
 Lambe, Owen..... '19
 Lark, Myles..... '13, '14
 Lehner, Adam..... '86, '87, '88, '89
 Lekavich, Chris..... '96, '97
 Leon, Julio..... '97
 Leon, Melvin..... '21
 Letham, Ross..... '81
 Lewis, Mike..... '80, '81
 Lima, Adriano..... '01, '02
 Lindsey, Hunter.... '97, '98, '99, '00
 Lopez, Alfredo..... '18, '21
 Lopez, Cecilio..... '77
 Lopez, Gary..... '73
 Lopez, Mark..... '82, '84, '86
 Lopez, Michael..... '15, '16, '17
 Losee, Garrett..... '13, '14
 Lottes, Brian..... '92
 Lou, Bryan..... '90, '91
 Lussier, Michael..... '93
 Lynch, Charlie..... '94, '95, '96, '97

--M--

Macaluso, Ben..... '84, '85, '86, '87
 Macharnuk, Kevin..... '81
 Madrigal, Julian..... '22
 Magallon, Juan..... '73
 Magula, George..... '71
 Marquez, Tyler..... '18, '19, '21, '22
 Maran, Alfredo..... '71, '73
 Marshall, Alec..... '14, '15
 Martinez, Antonio..... '98, '99
 Martinez, Nibardo..... '02
 Martz, Andy..... '89, '91

Mastropaolo, Chris..... '88, '89, '90
 Mauer, Larry..... '69
 Maynard, James..... '07
 McCalla, Tre..... '19
 McConnell, Shawn..... '95, '96
 McCormack, J. B..... '92, '93, '94
 McCormick, Scott..... '00
 McCully, Paul..... '86
 McDearmon, Spencer..... '01, '02
 McDonnell, Paul..... '91, '92, '93
 McKeever, Jeff..... '01
 McKimney, Gary... '84, '85, '86, '87
 McKinnon, Cameron..... '01
 McLeod, Greg..... '80
 McPhie, Ross..... '15, '16, '17, '18
 McMaster, Tommy..... '80
 Medina, Dante..... '13, '14
 Medina, Jose..... '73
 Medina, Oscar..... '08, '09, '10, '11
 Medley, Max..... '14
 Mejia, Tony..... '81, '82, '83
 Melendez, Ricky..... '98, '99, '00
 Melo, Izzy..... '04
 Menke, Reggy..... '71
 Mercado, Jamie..... '77
 Mesrobian, Marco..... '97, '98, '99
 Metzger, Marshall..... '15
 Meyer, Joshua..... '08
 Meza, John..... '09
 Michel, Francisco..... '73
 Michel, Sixto..... '71, '73
 Mihata, Yuki..... '02
 Minardi, Nick..... '69
 Molz, Sam..... '16, '17, '18, '19
 Moreno, German... '04, '05, '06, '07
 Moreno, Steve..... '04, '05
 Morisson, David... '75, '76, '77, '78
 Morrison, Tom..... '71
 Murray, Terence..... '97, '98, '99

--N--

Nagy, Zoltan..... '96, '97
 Namutawong, Prawit..... '95
 Nelsen, Steve..... '69
 Nelson, Mark..... '08, '09
 Nettekoven, Jay... '87, '88, '89, '90

--O--

Ochoa, Luis..... '73
 O'Connor, Jason..... '05
 Ohlmann, Corentin..... '16, '17
 Okai, Julian..... '12, '13, '14, '15
 Okirie, Colin..... '12, '13, '14, '15
 Oldham, Paul..... '88
Ordenez, Roberto..... '22, '23
 Orellana, Hector... '00, '01, '02, '03
 Ortega, Alfredo..... '71
 Ortiz, Angel..... '17, '18
 Ortiz, Steven..... '13, '14
Osifodunrin, Tobi..... '23
 Ospina, Willy..... '15, '16, '17
 Oughton, Duncan '97, '98, '99, '00
 Owusu, Samuel..... '21

--P--

Padilla, Herminio..... '17
 Palos, Martin..... '94
 Pardo, Rigo..... '98, '99
 Partida, Alfred..... '93, '94, '95, '96
 Patterson, Nigel..... '14, '15
 Patrick, Todd..... '90, '91, '92, '93
 Pearson, Scott..... '86, '87, '88
 Peek, Brian..... '16, '17
Peraza, Kevin..... '22, '23
 Phipps, David..... '04
 Picco, John..... '97, '98
 Piesik, Mike..... '82, '83, '84, '85
 Pimentel, Alex..... '21, '22
 Pineda, Ronaldo..... '15, '16
 Pinzon, Christian..... '17, '18, '19
 Polak, Kyle..... '02
 Posthuma, Nick.... '08, '09, '10, '11
 Pradon, Logan..... '02
 Puder, Kevin..... '05, '06, '07, '08

--Q--

Quigley, Patrick..... '97
 Quintero, Gabriel..... '14
Quintero, Jorge..... '22, '23

--R--

Ramirez, Art..... '97, '98, '99, '00
 Ramirez, Clemente..... '71
 Ramirez, Fernando.... '77, '78, '79
 Ramirez, Javier..... '77, '78
 Ramirez, Rafael..... '73
 Ramirez, Ray..... '98, '99, '00, '01
 Ramirez, Rene..... '71
 Ramirez, Rudy..... '69, '71
 Ramos, Caide..... '13
 Ramos, Ian..... '11, '12, '13, '14
 Raygoza, Raul..... '73
 Reeves, Adam..... '98, '99
 Reeves, Jim..... '69
 Reilly, Mark..... '83
 Reiss, Bobby..... '09, '10, '11, '12
Relferford, Nick..... '23
 Renz, Jason..... '92
 Reyes, Jorge..... '21
Reyes, Pedro..... '22, '23
 Reynolds, Sam..... '01, '02, '03, '04
 Richeson, Chase..... '05
 Rivas, Samuel..... '03
 Robbins, Scott..... '84, '85, '86, '87
 Robinson, Dylan..... '19, '21, '22
 Rocha, George..... '77
 Rockwell, Sean..... '97, '98, '99
 Rodenkirk, Bryan..... '90, '92
 Rodriguez, Edgar..... '15
 Rodriguez, Marco '03, '04, '05, '06
 Rodriguez, Omar..... '06
 Rodriguez, Ricky... '91, '92, '93, '94
 Rojo, Hector..... '18
 Romo, Gonzalo..... '77, '78
 Roosen, Marc..... '90, '91, '92
 Ros, Francisco..... '11
 Rosales, Anthony..... '10, '11, '12
 Rosales, Lucas..... '17
 Rottenberg, Paul..... '89, '90
 Roudette Gregory, Khaya..... '22





Rubio, Ignacio '71, '73
 Ruggieri, Zach '13
 Ruiz, Steven '21

--S--

Salt, Jeff '14, '15
 Salvatierra, Sergio '69
 Sam, Andrew '01, '02, '03, '04
 Samari, Farzad '04, '05
 Saldana, Anthony '18
 Salazar, Edward '18, '19, '21, '22
 Sanchez, Diego '14, '15, '16, '17
 Sanchez, Gabe '21
 Sanchez, Hugo '05
 Sanchez, Oscar '73
 Sanders, Matt '06, '07, '08, '09
 Sarr, Bass '17, '18
 Saunders, Josh '99, '00
 Sawdey, Steve '83
 Schaeffer, Woody '69
 Schottenhammer, Bobby.. '80, '81
 Schultz, Matt '91, '92
 Scoltock, Carlos '69
Serrano, Erick '21, '22, '23
 Sevinc, Deniz '08
 Shafii, Amir '03, '05, '06, '07
 Shahabi, T. J. '81
 Sheldrick, Taylor ... '03, '04, '05, '06
 Shlomi, Yaron '03, '05, '06
 Shore, Andy '77
 Shumway, Jacob ... '05, '06, '07, '08
 Simkins, Don '81
 Simons, Kenny '97, '98
 Sims, Jason '17, '18
 Sims, Jonathan '17, '18, '19
 Skvarna, Eric '82, '83, '84
 Smith, Alessio '95, '96, '97, '98
 Smith, Oliver '11
 Smith, Sage '13
 Smoot, Chuck '84, '86, '87
Solis, Alex '23
 Sotelo, Jessy '19, '21, '22
 Soto, Eddie '92, '93, '94
 Soumah, Amara '13, '14
Sowe, Alpha '23
 Spahia, Dilon '22
 Spevak, Bryan '87, '88
 Spitz, Shay '06, '07, '08, '09
 Stankiewicz, Bryan '88
 Stephenson, Erik '13
 Stevens, Dyllan '11, '12, '13, '14, '15
 Stringer, Josh '95
 Stowitz, Paul '80
 Swart, Nick '09, '10, '11, '12
 Sweeney, Josh '99

--T--

Talpos, Benjamin '97
 Tapia, Alfredo '04
 Tavares, Ruben '95
 Tena, Omar '08
 Terrazas, Tony '07, '08
 Terry, Matt '99, '00, '01
 Thibodeau, Reid ... '83, '84, '85, '86
 Thomas, Sheldon '96, '97

Thompson, James '84
 Thompson-Hill, Alex '21, '22
 Thuresson, Skyleer.. '04, '05, '06, '07
Tiscareno, Enrique '23
 Toderica, Alex '15, '16
 Torr, Clayton '19, '21
 Torres, Alex '77, '79, '81
 Torres, Dino '91
 Torres, Oscar '15, '16
 Tran, Mike '93, '94, '95
 Treat, Brian '01
 Troncoso, Carlos '15, '16

--U--

Useda, Diego '19
Uribe, Kemmich '23

--V--

Valentine, T.C '88, '89, '90
Valenzuela, Fernando '23
 Valtonen, Jani '04
Varela, Julian '22, '23
 Vasquez, Jose '77, '78
 Vasquez, Mark '11, '12, '13, '14
 Vaught, Mark '91, '92, '93
 Vega, Jesse '10, '11, '12, '13, '14
 Venegas, Kevin '08, '09, '10, '11
Velasco, Erick '23
 Ventura, Nathan '22
 Vernaschi, Antonio '09
 Vernaschi, Roberto '09, '10, '11
Villa, Chris '22, '23
 Villalba, Fermin '11, '12, '13, '14
 Vivanco, Miguel '77
 Vogel, Ron '73

--W--

Wadell, Roger '85, '89
 Wagner, Mitch '02, '03
 Walker, Chris '91, '92
 Watson, Bryce '16
 West, Brandon '15
 Whiddon, Trevor ... '08, '09, '10, '11
 Whitfield, Brent '00, '01, '02, '03
 Whitlock, Derrick '02
 Willard, Jeff '86, '87, '88
Williams, Fitz '23
 Williamson, John '79
 Williamson, Robbie '77
 Willis, Chris '80
 Wilson, Brad '94
 Wilson, DJ '18
 Wolff, Florian '05
 Wright, Dean '13
 Wolff, Jordan '12, '13, '14

--Y--

Yamamoto, Keiichi '96, '97
 Yang, Aris '21
 Yehya, Omar '19, '21
 Young, Mike '82

--Z--

Zarkowski, Mark '84
 Zavala, Luis '00

Zepeda, Adam '11, '12

***bold face indicates active**

AWARDS AND HONORS

CoSIDA Academic All-Americans

Eugene Brooks (2006)

CoSIDA All-District

Eugene Brooks (2006)

Big West Scholar Athletes of the Year

Nicolo D'Amato (2016, 2017)

Eugene Brooks (2006, 2007)

Risto Marttinen (2005, 2006)

Tim Donnelly (2002, 2003)

Duncan Oughton (2000, 2001)

Sean Rockwell (1998, 1999)

Joshua Stringer (1995, 1996)

Matt Bradbury (1993, 1994)

Big West Sportsmanship Award

Ritchie Gonzalez (2012)

NCAA All-Far West Region

First Team

Sebastian Cruz (2022)

Second Team

Christian Pinzon (2019)

Michael Farfan (2006, 2007)

Hector Orellana (2002)

Third Team

Oscar Flores (2019)

Samuel Goni (2017)

Ross McPhie (2017)

Alex Heilmann (2016)

Ian Ramos (2014)

Soccer America Freshmen All-Americans

First Team

Michael Farfan (2006)

All-Big West Teams

First Team

Sebastian Cruz (2022)

Oscar Flores (2019)

Christian Pinzon (2019)

Robert Coronado (2018)

Ross McPhie (2018)

Ross McPhie (2017)

Samuel Goni (2017)

Corentin Ohlmann (2017)

Alex Heilmann (2016)

Ricardo Covarrubias (2016)

Jesse Escalante (2012)

Ian Ramos (2012)
 Kevin Venegas (2010, 2011)
 Nick Posthuma (2010)
 Matt Sanders (2008)
 Michael Farfan (2006, 2007)
 Eugene Brooks (2006)
 Jose Barragan (2005)
 Sean Gallinger (2004)
 Hector Orellana (2001, 2002, 2003)
 Ray Ramirez (2001)
 Raul Haro (1991)
 Ken Hesse (1991)
 Steve George (1988, 1989, 1990)
 Tom Atencio (1986, 1987)
 Chuck Smoot (1987)
 Bobby Ammann (1986)
 Rich Davies (1985)
 Lewis Garcia (1985)

Second Team

Reziq Banihani (2022)
 Sam Molz (2019)
 Paul-Andre Guerin (2018)
 Samuel Goni (2018)
 Mark Hernandez (2018)
 Diego Sanchez (2017)
 Ross McPhie (2016)
 Ricardo Covarrubias (2015)
 Marc Fenelus (2014)
 Ian Ramos (2014)
 Oscar Agüero (2011)
 Gabriel Farfan (2006, 2007)
 Amir Shafii (2006)
 Arron Craggs (2005)
 Andrew Sam (2004)
 Jason Ashurst (2003)
 Brent Whitfield (2002, 2003)
 Keith Buckley (2002, 2003)
 David Dischner (2001)
 Mike Ammann (1991)
 Ricky Rodriguez (1991)
 Raul Haro (1990)
 Ken Hesse (1990)
 Jay Nettekoven (1988, 1989, 1990)
 Adam Lehner (1989)
 Andy Martz (1989)
 Scott Pearson (1988)
 George Cipolla (1987)
 Chuck Smoot (1986)
 Reid Thibodeau (1985, 1986)
 Giulio Gnaulati (1985)

All-Big West Teams Honorable Mention

Giovanni Calderon (2022)
 Sebastian Cruz (2021)
 Paul-Andre Guerin (2019)
 Christian Pinzon (2018)
 Paul-Andre Guerin (2017)
 Ruben Alvarez (2016)



Ronaldo Pineda (2016)
 Robert Coronado (2016)
 David Elias (2016)
 Nicolo D'Amato (2015)
 Robert Coronado (2015)
 David Elias (2015)
 Brandon West (2015)
 Carols Troncoso (2015)
 Ronaldo Pineda (2015)
 Garret Losee (2014)
 Colin Okirie (2014)
 Gabriel Quintero (2014)
 Jeff Salt (2014)
 Ian Ramos (2013)
 Gerzon Blanco (2012)
 Nick Posthuma (2011)
 Trevor Whiddon (2010)
 Celso Alvarez (2008, 2009)
 Matt Sanders (2007, 2009)
 Shay Spitz (2009)
 Brent Douglas (2007)
 Skyler Thuresson (2007)
 Eugene Brooks (2002, 2005)
 Taylor Sheldrick (2005)
 Ignacio Cid (2003)
 Gordon Kljestan (2003)
 David Dischner (2002)
 Sam Reynolds (2002)
 Brent Whitfield (2001)
 Noah Kooiman (1991)
 Don Crevoiserat (1989)

^Paul-Andre Guerin (10/15/18)
 *Samuel Goni (10/23/17)
 *Alex Heilmann (10/24/16)
 ^David Elias (10/17/16)
 *Alex Heilmann (9/12/16)
 *Brandon West (9/7/15)
 ^Zach Bryan (10/5/15)
 ^David Rodriguez Elias (10/19/15)
 ^Bryan Escalante (10/29/12)
 *Ian Ramos (10/22/12)
 *Jesse Escalante (09/17/12)
 Shay Spitz (10/22/07)
 Arron Craggs (09/26/05)
 Brent Whitfield (11/10/03)
 Sam Reynolds (11/03/03)
 Ignacio Cid (10/27/03)
 Brent Whitfield (09/22/03)
 Brent Whitfield (10/28/02)
 David Dischner (09/30/02)
 Hector Orellana (11/19/01)
 Hector Orellana (10/01/01)
 Raul Haro (09/23/91)
 Steve George (11/05/90)
 Steve George (09/02/90)

***Offensive Recipient**
^Defensive Recipient
#Freshman Recipient (Began 2019)

Big West Tournament MVP

Paul-Andre Guerin (2017)
 David Elias (2015)
 Jeff Salt (2014)

Big West Midfielder of the Year

Sebastian Cruz (2022)
 Ross McPhie (2017, co-midfielder)

Big West Freshmen of the Year

Michael Farfan (2006)

Big West Player of the Week

^Tetsuya Kadono (10/17/22)
 *Sebastian Cruz (09/20/21)
 ^Paul-Andre Guerin (09/16/19)
 *Christian Pinzon (09/09/19)
 #Sebastian Cruz (09/09/19)
 *Samuel Goni (10/15/18)

Unofficial pre-Div. I Season Records

Year	Head Coach	Overall Record	Year	Head Coach	Overall Record
1965	Dr. Azmy Ibrahim	0-13-0	1970	Dr. Paul Fardy	12-5-2
1966	Jan Dolstra	?-?-?	1971	Mike Conover	8-5-1
1967	Dr. Paul Fardy	1-9-1	1972	Dr. Paul Fardy	11-3-1
1968	Dr. Paul Fardy	7-3-0	1973	Dennis Checkett	15-3-0
1969	Dr. Paul Fardy	10-6-0	1974	Dennis Checkett	10-5-2

GOALKEEPER HISTORY

Year	Goalkeeper	Goals	Minutes	Saves
1980	Kelly Dunn	19		81
1981	Tony Mejia	11	----	47
	John Harris	12	----	41
	Kevin Mocharnuk	2	----	9
1982	Nart Arislanouk	15	1322	70
	Tony Mejia	9	768	45
1983	Nart Arislanouk	21	----	59
	Bob Ammann	7	540	--
	Tony Mejia	3	----	16
1984	Nart Arislanouk	13	1661	73
	Bob Ammann	5	289	10
1985	Bob Ammann	20	----	102
	Roger Waddell	1	----	1
1986	Bob Ammann	21	1990	138
1987	Bryan Fisher	13	----	32
	Jay Nettekoven	7	----	26
1988	Jay Nettekoven	20	1895	120
	Bryan Fisher	1	45	3
1989	Jay Nettekoven	18	1695	90
	Roger Waddell	3	255	9
1990	Jay Nettekoven	15	1430	68
	Mike Ammann	5	400	27
1991	Mike Ammann	15	1395	61
	Bryan Fisher	6	515	24
1992	Mike Ammann	18	1710	69
1993	Mike Ammann	21	1980	67
	Mike Kornock	2	210	9
1994	Mike Kornock	18	1690	63
	Justin Johnson	6	606	28
1995	Mike Forensich	17	1575	72
	Prawit Namutawong	4	15	5
1996	Mike Forensich	21	2094	119
	Zoltan Nagy	2	66	1
1997	Sean Rockwell	18	1417	61
	Scott Alexander	3	217	9
	Zoltan Nagy	2	179	7
1998	Sean Rockwell	17	1531	57
	Scott Alexander	6	450	18
1999	Scott Alexander	17	1429	51
	Josh Saunders	6	329	8
2000	Sean Rockwell	13	1226	57
	Josh Saunders	11	833	33
	Scott Alexander	1	45	1
2001	Jeff McKeever	15	1292	67
	Sam Reynolds	8	594	35
2002	Sam Reynolds	17	1554	83
	Kyle Polak	5	324	26
2003	Sam Reynolds	20	1804	92
	Matt Cowan	2	59	1
2004	Sam Reynolds	14	1292	61
	Matt Cowan	5	386	15
2005	Bobby Armstrong	14	1099	54
	Kevin Puder	6	393	21
	Matt Cowan	3	266	20
2006	Brent Douglas	13	1144	50
	Kevin Puder	8	620	32

Year	Goalkeeper	Goals	Minutes	Saves
2007	Brent Douglas	14	1170	49
	Tyler Andrews	5	409	15
	Kevin Puder	5	289	18
2008	Kevin Puder	11	1004	46
	Trevor Whiddon	9	856	36
	Tyler Andrews	1	3	1
2009	Trevor Whiddon	18	1648	23
	Pablo Gonzalez	3	144	4
	Tyler Andrews	1	5	0
2010	Trevor Whiddon	20	1848	119
	Bryan Escalante	2	98	7
2011	Trevor Whiddon	19	1805	82
	Bryan Escalante	1	8	0
2012	Robbie Hannon	7	489	25
	Bryan Escalante	8	615	23
	Adam Zepeda	8	845	44
2013	Bryan Escalante	15	1351	65
	Robbie Hannon	4	315	11
2014	Jeff Salt	17	1709	69
	David Rodriguez-Elias	9	619	20
2015	David Elias	20	2014	63
2016	David Elias	15	1289	38
	Paul-Andre Guerin	13	916	24
2017	Paul-Andre Guerin	17	1606	54
	Alfredo Cortez	5	470	17
2018	Paul-Andre Guerin	24	1965	78
	Alfredo Cortez	0	115	2
2019	Paul-Andre Guerin	25	1869	94
2021	Andrea Bonavia	17	895	44
	Jose Espino	14	702	28
2022	Tetsuya Kadono	19	1637	61
	Andrea Bonavia	0	45	0
	Michael Diaz	0	27	1

CAL STATE FULLERTON



NCAA CHAMPIONSHIP HISTORY

NCAA Championship History

Division I			
Year	Score	Opponent	
1975	W, 1-0	Colorado College	
	L, 2-3	at San Francisco	
1986	L, 0-3	at UCLA	
	W, 4-0	at Fresno State	
1993	W, 3-2	at San Diego	
	W, 1-0	at San Francisco	
	L, 0-1	*South Carolina	
1994	W, 3-1 (OT)	San Diego	
	W, 1-0 (OT)	San Francisco	
	L, 1-2	at Indiana	
1996	W, 2-1	UCLA	
	^T, 0-0	Creighton	
1998	L, 1-2	San Diego	
2000	L, 0-4	at Stanford	
2014	L, 2-1 2OT	at San Diego	
2015	L, 3-0	at Santa Clara	

*at Davidson, N.C.
^lost shootout, 4-2

College (Div. II)			
Year	Score	Opponent	
1972	W, 6-1	San Francisco State	
	L, 0-1	Chico State	
1973	W, 3-1	UC Davis	
	W, 1-0	Westmont	
	W, 1-0	Baltimore	
	L, 0-3	Missouri-St. Louis	
1974	W, 3-1	UC Riverside	
	L, 1-2	Seattle-Pacific	



Coach Al Mistri (center), answers questions at a post-match press conference at the 1993 NCAA Championships at Davidson College in North Carolina. The Titans' players are **Mike Ammann (shown left)**, brother of former men's soccer head coach Bob Ammann (2006-13), and **Demian Brown (shown right)**, current head coach of the Cal State Fullerton women's team.



Above: Tom Helmer (#3) advances the ball up field as **Demian Brown (#19)** and **Todd Patrick (#7)** look on at the 1993 Final Four game against South Carolina. **Bottom: Paul Macdonald (#9), Tom Helmer (#3) and Mark Vaught (#12)** form a wall for Fullerton as South Carolina attempts a free-kick. **Left:** Displayed are Cal State Fullerton's 1993 NCAA Div. I semifinalist trophy (**left**) and the 1973 NCAA Div. II second-place trophy (**right**).



NCAA Championship History

While the Cal State Fullerton men's soccer program reached unprecedented heights in the 1990s, success was not lacking in the formative years. Coaches and players in the 1970s and 1980s laid the groundwork for the national success the Titans now enjoy. Unfortunately, most of the pre-Div. I records are lost and there are only snippets of the program's accomplishments in the early seasons.

The Titans' trip to the Final Four at Davidson in 1993 for a third-place national finish was not the closest they have come to a national championship. In 1973, CSF went 15-3 and advanced to the Div. II title game in Springfield, Massachusetts, losing to Missouri-St. Louis, 3-0. Coach Dennis Checkett had served as assistant to Coach Paul Fardy from 1970 through 1972 and he led the program into Div. I status in the 1975 and 1976 seasons.

The Titans made annual trips to the NCAA playoffs in the early 1970s, but probably the single most memorable game in early Titan soccer history occurred at the Santa Ana Bowl on Oct. 30, 1974. A near full-house crowd of more than 6,000 showed up to see the playoff-bound Titans play the UCLA Bruins to a 1-1 tie.



1969 TITANS -- Paul Gerritz, far right in back row, provided this team photo. Also identifiable are: top row, from left: Dr. Paul Fardy, coach; second from left, Randy Bjur; fifth from left, goalkeeper Steve Convey; sixth from left, Chris Compton; and eighth from left, Larry Mauer. Front row, far left Woody Schaeffer; second from left, Brian Fredericksberg; fourth from left Jim Cross; and fifth from left, Bruce Fredericksberg.

15th Anniversary MPSF Men's Soccer Teams

Mountain Pacific Sports Federation Executive Director Al Beard announced the federation's Men's Soccer 15th Anniversary team during the summer of 2007. The teams honor current and former players from the following schools: UCLA, New Mexico, Denver, San Jose State, Air Force, UNLV, UC Irvine, Sacramento State, Cal State Northridge, Oregon State and Cal State Fullerton (1992-2000), who were affiliated at one time or another with the MPSF. Players were nominated by sports information directors and selected by a vote of select MPSF head coaches. UCLA led the way with six players on the first team and CSF was the only other school with multiple selections, netting three in Duncan Oughton, Joey DiGiamarino and Eddie Soto. Goalkeeper Mike Ammann represented the Titans on the second team (there was no keeper on the first team) and Titan forward Sheldon Thomas made the third team. The complete squads:

First Team	Pos.	School	Seasons	Hometown	Third Team	Pos.	School	Seasons	Hometown
Carlos Bocanegra	D	UCLA	1997-99	Alta Loma, CA	Kevin Baena	M/F	Sacramento St.	1992-93	San Jose, CA
Nat Borchers	D/M	Denver	1999-02	Pueblo, CO	Ed Brand	D	San Jose St.	2005-06	London, England
Andrew Boyens	D	New Mex.	2004-06	Dunedin, New Zealand	Colin Eames	M	Air Force	2002-05	Fairfax Station, VA
Joey DiGiamarino	M	CSUF	1995-96	Corona, CA	Liam Girald	D	Denver	2002-05	Victoria, BC
Seth George	F	UCLA	1995-98	Mission Viejo, CA	Johnny Gonzalez	F	San Jose St.	2002-05	Culver City CA
Eddie Lewis	M	UCLA	1992-95	Cerritos, CA	Jason Melendez	F	UNLV	1998-01	Lakewood, CA
Lars Lyssand	M	San Jose St.	1998-01	Redwood City, CA	Jamel Mitchell	F	Sacramento St.	1993-96	San Diego, CA
Duncan Oughton	F	CSUF	1997-00	Karori, New Zealand	Brandon Moggio	M	California	1995-98	Northville, MI
Ante Razov	F	UCLA	1992-95	Fontana, CA	Michael Preis	F	CSUN	1996-99	Chatsworth, CA
Eddie Soto	F	CSUF	1992-94	Cerritos, CA	Sheldon Thomas	F	CSUF	1996-97	Trinidad
Sasha Victorine	M/F	UCLA	1996-99	Corona, CA	Armando Valdivia	F	CSUN	1992-93	Ridgecrest, CA
Pete Vagenas	M	UCLA	1996-99	Pasadena, CA	Richard Weiszmann	D	California	1991-94	Bratislava, Czech
Second Team	Pos.	School	Seasons	Hometown	Hon. Mention	Pos.	School	Seasons	Hometown
Mike Ammann	GK	CSUF	1992-93	Orange, CA	Rob Behm	M	Air Force	1992-93	Denver, CO
Victor Arbelaez	M	UNLV	2001-04	Las Vegas, NV	Matt Harrell	F	Denver	1999-01	Littleton, CO
Rod Dyachenko	F	UNLV	2002-05	Vancouver, WA	Fredrik Kummernes	M	Oregon State	1995-98	Kristiansund, Norway
Alex Hernandez	M	UNLV	2001-04	Indio, CA	Frank Mata	M	San Jose St.	2001-04	San Jose, CA
Brandon Moss	D/M	New Mex.	2002-05	Albuquerque, NM	Joey Mathot	M	Denver	2005-07	Port Moody, BC
P. J. Polowski	F	UC Irvine	1992-94	Orange County, CA	Jeramie Perez	M	California	1992-95	Hayward, CA
Jeff Rowland	F	New Mex.	2002-05	Albuquerque, NM	Andrew Weber	GK	New Mexico	2001-04	Phoenix, AZ
Marcus Sagastume	M	Air Force	2001-04	Colorado Springs, CO	Keith West	F	CSUN	1992-95	Northridge, CA
Frank Sanfilippo	M	San Jose St.	1999-03	San Diego, CA					
Chris Snitko	GK	UCLA	1992-95	Anaheim, CA					
Michael Tennyson, Jr.	F	UCLA	1997-00	Indianapolis, IN					
Lance Watson	M	New Mex.	2002-05	Nederland, TX					

Coach: Lou Sagastume, Air Force, 1979-2006
 Coach: Sigi Schmid, UCLA, 1980-98