

Team-Single Game Highs

Points	Free Throws Attempted	Largest Margin of Victory	49 CSU108, Eastern Michigan 59, 12/21/85
135 vs. Clarion, 12/1/86	63 at Florida A&M, 11/25/03	74 CSU 135, Clarion 61, 12/1/86	49 CSU98, Ohio Wesleyan 49, 12/3/85
121 vs. Northern Iowa, 2/18/89	58 vs. Kent State, 12/23/93	58 CSU 113, PrairieView A&M 55, 12/14/99	* - Later forfeited by CSU
118 vs. Central Conn. St., 11/30/85	58 vs. Clarion, 12/1/86	56 CSU 107, Geneva 51, 12/1/07	
117 vs. Walsh, 2/11/70	56 vs. John Carroll, 1/29/68	52 CSU113, Wilberforce 61, 12/12/09	
113 done three times last vs. Wilberforce, 12/12/09	49 vs. Northern Iowa, 3/9/84	52 CSU 118, Central Conn. St., 66, 11/30/85	
Points-Two Teams	Free Throw Percentage		
216 CSU98, vs. Eastern Michigan 118, 12/8/71	1.000 vs. Concordia (WI), 2/5/80 (19-19)		
214 CSU 109, at Milwaukee 105, 1/29/00 (OT)	1.000 vs. Charlotte, 1/11/74 (13-13)		
214 CSU105, Eastern Michigan 109, 12/8/84 (2OT)	1.000 at IUPUI, 1/14/23 (11-11)		
214 CSU88, at Cedarville 126, 2/25/67	1.000 vs. Wright State, 3/6/18 (7-7)		
213 CSU 117, vs. Walsh 96, 2/11/70	1.000 vs. St. Francis (PA), 12/14/74 (7-7)		
212 CSU108, PFW104, 3/2/21 (3OT)	1.000 vs. Ashland, 2/7/70 (7-7)		
Points-One Half	Rebounds		
70 vs. Navy, 12/1/90 (1st)	81 at Malone, 1/19/63		
68 vs. Clarion, 12/1/86 (1st)	75 vs. Allegheny, 2/23/65		
67 vs. Clarion, 12/1/86 (2nd)	74 vs. Case Tech, 3/2/66		
64 vs. Central Mich., 2/21/87 (2nd)	74 at Case Tech, 1/15/65		
64 vs. Valparaiso, 3/2/85 (2nd)	73 at Detroit Tech, 12/15/62		
Field Goals Made	Rebound Margin		
49 vs. Central Conn. State, 11/30/85	45 vs. Allegheny, 2/23/65 (75-30)		
48 vs. Fairleigh-Dickinson, 1/31/81	31 vs. Central Conn. St., 11/30/85 (64-33)		
48 vs. Walsh, 2/11/70	31 vs. Marietta, 1/6/82 (55-24)		
47 done seven times, last vs. Northern Iowa, 2/18/89	31 vs. Detroit College, 1/8/69 (54-23)		
	31 vs. Slippery Rock, 12/10/66 (70-39)		
Field Goals Attempted	Assists		
105 at Detroit College, 1/21/67	32 vs. Youngstown State, 2/13/74		
96 vs. Bowling Green, 12/4/74	31 vs. Northern Iowa, 2/18/89		
96 at Akron, 2/27/74	30 vs. Central Conn. St., 11/30/85		
95 at Clarion, 1/29/66	29 done three times, last at Youngstown State, 2/22/93		
92 done three times, last vs. UIC, 1/31/87			
Field Goal Percentage	Steals		
.685 at George Mason, 2/5/79 (37-54)	29 vs. Canisius, 12/28/86		
.679 at St. Francis (PA), 2/1/79 (36-53)	25 vs. Wagner, 12/3/88		
.676 at Loyola, 2/3/12 (25-37)	23 vs. IPFW, 12/3/94		
.667 at Valparaiso, 2/13/84 (38-57)	23 vs. Western Illinois, 2/9/87		
.667 vs. Fairleigh Dickinson, 1/31/81 (48-72)	23 vs. Clarion, 12/1/86		
3-Point Field Goals Made	Blocked Shots		
16 vs. Milwaukee, 2/9/19	12 vs. Central State, 11/22/03		
15 vs. IUPUI, 2/16/19	11 vs. UIC, 2/15/15		
15 vs. Bowling Green, 12/5/18	11 vs. Rio Grande, 11/15/11		
14 done 8 times; last vs. Wright State, 2/1/18	11 vs. Youngstown State, 12/8/07		
13 done 9 times; last vs. Mt. St. Joseph, 12/21/22	11 vs. John Carroll, 11/22/06		
	11 at IUPUI, 11/16/01		
	10 done five times, last vs. Loyola, 2/1/07		
3-Point Field Goals Attempted	Turnovers		
39 vs. Notre Dame (OH), 12/10/17	38 vs. Detroit, 12/9/76		
37 vs. Notre Dame (OH), 12/9/18	35 vs. Buffalo, 1/7/75		
37 at Michigan State, 12/29/17	34 vs. Ohio, 12/18/76		
36 vs. Mt. St. Joseph, 12/21/22	33 at UAB, 11/24/98		
34 at Illinois State, 12/16/18	33 at Fairleigh Dickinson, 1/13/80		
33 vs. Milwaukee, 2/9/19			
33 at Detroit Mercy, 2/21/17	Personal Fouls		
	40 at Florida A&M, 11/25/03		
	37 vs. John Carroll, 1/29/68		
	36 at Cincinnati, 12/2/72		
	36 vs. Baldwin-Wallace, 1/14/67		
	35 at Butler, 1/30/97		
	35 at Ashland, 1/7/56		
3-Point Field Goal Percentage (minimum: 5 made)	Disqualifications		
.750 vs. Youngstown St., 12/13/87 (6-8)	5 at Eastern Michigan, 11/18/13		
.727 at Akron, 1/11/89 (8-11)	4 done eight times, last at California, 12/5/00		
.714 done seven times, last at Green Bay, 12/2/10 (10-14)			
Free Throws Made	Overtime Periods		
41 vs. Clarion, 12/1/86	4 vs. Kent State, 12/23/93		
40 at Florida A&M, 11/25/03	4 at Kent State, 12/4/82		
39 vs. John Carroll, 1/29/68	4 vs. Kenyon, 12/6/58		
36 vs. UIC, 3/7/86	3 vs. Purdue Ft. Wayne, 3/2/21		
36 vs. Buffalo State, 12/30/67	3 at Drexel, 12/4/13		
	3 vs. Wichita State, 12/29/72		

Opponent-Single Game Highs

Most Points	Highest Free Throw Percentage
126 by Cedarville, 2/25/67	1.000 by Northern Iowa, 2/9/91 (18-18)
121 by Buffalo State, 1/22/71	1.000 by Butler, 11/30/74 (16-16)
119 by John Carroll, 1/12/56	1.000 by Niagara, 1/10/81 (14-14)
118 by Eastern Michigan, 12/8/71	1.000 by St. Francis (PA), 1/17/93 (11-11)
116 by Kent State, 12/17/03	
116 by Ashland, 2/23/66	Most Rebounds
	79 by Edinboro, 2/19/66
Most Field Goals	78 by Youngstown State, 1/19/70
53 by St. Bonaventure, 1/21/76	76 by Canisius, 12/4/71
53 by Eastern Michigan, 12/8/71	75 by Cedarville, 2/27/65
52 by Pittsburgh, 2/14/74	72 by Ashland, 2/23/66
51 by Lawrence Tech, 1/21/61	
51 by John Carroll, 1/12/56	Rebound Margin
	34 by Cedarville, 2/25/67 (71-37)
Most Field Goal Attempts	33 by North Carolina, 11/22/05 (60-27)
105 by Marshall, 2/3/72	33 by Edinboro, 2/19/66 (79-46)
105 by Canisius, 12/4/71	33 by Hiram, 12/1/65 (65-32)
102 by Kent State, 12/4/82	32 done four times; last by Michigan St., 12/29/17 (48-16)
100 by Cedarville, 2/27/65	
99 by St. Francis (PA), 1/22/72	Most Assists
	36 by Kent State, 12/17/03
Highest Field Goal Percentage	34 by Pittsburgh, 2/14/74
.733 by UIC, 2/11/84 (33-45)	33 by Pacific, 12/29/94
.732 by Northern Iowa, 3/6/86 (30-41)	32 by Buffalo, 2/21/76
.725 by Wright State, 2/10/00 (29-40)	32 by Bowling Green, 1/28/76
.704 by UIC, 3/7/86 (38-54)	
.689 by Penn State, 12/1/84 (31-45)	Most Steals
	20 by Buffalo, 12/15/73
Most 3-Point Field Goals	19 by North Carolina, 12/30/04
20 by Butler, 2/8/07	19 by Eastern Michigan, 12/14/88
19 by FIU, 11/19/19	18 by Tulsa, 12/29/98
17 by UIC, 1/12/19	18 by Creighton, 12/18/91
16 by Purdue Ft. Wayne, 3/2/21	
15 by Northern Kentucky, 1/17/19	Most Blocked Shots
15 by Michigan State, 12/29/17	15 by UTEP, 12/29/88
15 by Oakland, 2/6/14	15 by Northern Iowa, 1/25/84
	13 by Toledo, 12/4/19
Most 3-Point FG Attempts	13 by Eastern Michigan
45 by Navy, 12/1/90	13 by St. Joseph's, 12/2/87
39 by Northern Kentucky, 12/2/21	13 by Marist, 1/20/87
38 by Northern Kentucky, 2/20/20	
38 by UIC, 1/12/19	Most Turnovers
38 by Oakland, 3/4/21	40 by North Carolina A&T, 12/3/77
36 by FIU, 11/19/19	39 by Clarion, 11/25/84
	38 by Detroit, 12/9/76
Highest 3-Point FG Percentage (minimum: 5 made)	37 by Florida A&M, 1/12/87
1.000 by Slippery Rock, 11/26/88 (5-5)	36 done three times, last by Canisius, 12/28/86
.833 by Northern Illinois, 2/23/91 (5-6)	
.769 by Eastern Illinois, 1/30/89 (10-13)	Most Personal Fouls
.714 by Detroit, 12/5/09 (10-14)	42 by Florida A&M, 11/25/03
.714 by Green Bay, 1/31/90 (10-14)	42 by Kent State, 12/23/93
.714 by Middle Tenn. St., 12/23/92 (5-7)	37 by Northern Iowa, 3/9/84
	34 by Middle Tenn. State, 1/6/90
Most Free Throws	33 by Clarion, 12/1/86
46 by Ashland, 1/7/56	33 by Buffalo State, 1/22/71
44 by Buffalo State, 1/8/68	
43 by Detroit College, 12/2/67	Most Disqualifications
41 by Milwaukee, 1/29/00	6 by Northern Iowa, 3/9/84
38 by Ohio, 11/20/99	5 by Kent State, 12/23/93
	4 done six times, last by Bowling Green, 12/4/99
Most Free Throw Attempts	
69 by Ashland, 1/7/56	
52 by Milwaukee, 1/29/00	
52 by Detroit College, 1/31/70	
48 done five times, last by Wright State, 1/16/21	

Team-Single Game Lows

Fewest Points Scored	Fewest Free Throws Attempted
12 vs. Commerce, 2/14/30	0 vs. Creighton, 1/13/75
12 vs. Akron, 2/18/33	1 vs. St. Francis (PA), 12/27/73
13 vs. Allegheny, 12/18/37	1 at Western Illinois, 1/3/74
15 at Western Reserve, 12/12/38	Lowest Free Throw Percentage
15 vs. Mount Union, 1/23/37	.143 at Slippery Rock, 12/13/63 (1-7)
Fewest Field Goals Made	.250 vs. Brooklyn, 12/30/82 (3-12)
6 vs. John Carroll, 1/20/40	.250 at Bowling Green, 2/12/75 (2-8)
6 at Slippery Rock, 12/1/39	.267 vs. Wayne State, 2/28/70 (4-15)
7 at Mount Union, 1/27/40	Fewest Rebounds
8 vs. Detroit Tech, 2/1/40	16 at Michigan State, 12/29/17
8 at Hiram, 1/6/40	16 vs. Butler, 2/8/07
Fewest Field Goals Attempted	16 vs. Northern Iowa, 3/6/86
25 at Walsh, 1/11/67	17 at Butler, 1/29/04
34 vs. Ashland, 2/7/70	17 vs. Green Bay, 3/7/94
36 at Butler, 1/29/04	17 at Walsh, 1/11/67
36 vs. Kent State, 12/12/98	Fewest Assists
37 at Loyola, 2/3/12	0 vs. Green Bay, 2/24/01
37 at Wayne State, 2/8/78	1 vs. Oklahoma City, 12/5/75
37 vs. Ashland, 1/11/69	1 at Youngstown State, 12/22/72
Lowest Field Goal Percentage	Fewest Steals
.224 at Temple, 12/23/00 (11-49)	1 done 16 times, last
.228 at Ohio, 12/6/20 (13-57)	vs. Detroit Mercy, 12/30/18
.234 vs. Green Bay, 2/5/98 (15-64)	Fewest Blocked Shots
.250 at Louisville, 11/26/14 (13-52)	0 done many times, last at
.254 vs. Toledo, 12/23/95 (15-59)	Illinois State, 12/16/18
Fewest 3-Point Field Goals Made	Fewest Turnovers
0 done 19 times, last at	4 vs. Green Bay, 2/15/14
Canisius, 11/16/22	4 vs. South Florida, 12/22/10
Fewest 3-Point Field Goals Att.	4 at Green Bay, 1/7/23
0 at Canisius, 12/6/86	5 done seven times, last
1 done six times, last	vs. Mt. St. Joseph, 12/21/23
vs. Green Bay, 2/28/87	6 done nine times, last
Lowest 3-Point FG Percentage	at BYU, 11/9/21
.000 done six times, last at	Fewest Personal Fouls
Canisius, 11/16/22	6 vs. John Carroll, 1/20/40
Fewest Free Throws Made	7 vs. Loyola, 12/23/74
0 vs. Creighton, 1/13/75	7 at Detroit Tech, 2/5/66
0 vs. St. Francis (PA), 12/27/75	8 done seven times, last
1 at St. Francis (PA), 2/21/81	vs. Mt. St. Joseph, 12/21/23
1 at Western Illinois, 1/3/74	
1 at Slippery Rock, 12/13/63	

Opponent-Single Game Lows

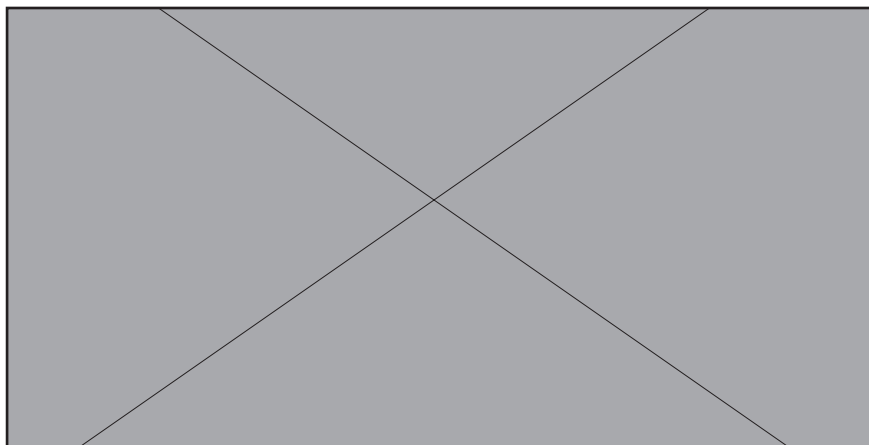
Fewest Points	Fewest Free Throw Attempts
6 by Y Commerce, 1929-30	0 by St. Francis (PA), 12/13/72
14 by Commerce, 2/14/30	1 by LaRoche, 12/23/13
15 by Hiram, 1/9/37	2 by Delaware, 2/18/06
16 by Concordia (IN), 3/5/32	2 by Brooklyn, 12/30/82
16 by OhioChirocopy, 11/28/30	2 by St. Francis (PA), 2/12/75
Fewest Field Goals	Lowest Free Throw Percentage
7 by Walsh, 1/11/67	.000 by LaRoche, 12/23/13 (0-1)
9 by Alliance, 2/8/40	.143 by Butler, 1/7/02 (1-7)
10 by Ashland, 2/7/70	.222 by UIC, 2/3/90 (2-9)
11 by Wright State, 1/22/11	.250 by Green Bay, 3/1/88 (3-12)
11 by Grove City, 1/13/40	Fewest Rebounds
11 by Assumption, 12/30/39	18 by Wilberforce, 12/12/09
Fewest Field Goal Attempts	18 by Kent State, 1/2/93
15 by Walsh, 1/11/67	19 by Wright State, 2/5/15
27 by Ashland, 2/7/70	19 by Colorado State, 11/30/90
30 by Ashland, 1/11/69	19 by UIC, 3/7/86
Lowest Field Goal Percentage	19 by Southwest Miss. St., 1/30/84
.219 by Fredonia, 2/23/63 (16-73)	Fewest Assists
.220 by Malone, 1/19/63 (20-91)	0 by Oklahoma City, 12/5/75
.231 by Urbana, 11/15/10 (12-52)	1 by Loyola, 12/23/74
.231 by Milwaukee, 1/27/01	2 by Milwaukee, 1/4/14
(12-52)	3 done four times, last
.231 by Youngstown State, 1/23/93	by Youngstown State, 1/23/93
(15-65)	Fewest Steals
Fewest 3-Point Field Goals	0 by Milwaukee, 2/18/10
0 done 16 times, last by	0 by Kent State, 12/23/93
Milwaukee, 1/4/14	0 by Green Bay, 3/1/93
Fewest 3-Point FG Attempts	Fewest Blocked Shots
0 by Canisius, 12/28/86	0 done many times, last by
0 by Md. Eastern Shore,	Mt. St. Joseph, 12/21/22
12/23/86	Fewest Turnovers
Lowest 3-Point FG Percentage	2 by Oakland, 1/16/14
.000 done seven times, last by	4 by Green Bay, 1/6/96
Milwaukee, 1/4/14 (0-16)	4 by Toledo, 12/1/18
Fewest Free Throws	5 done six times, last by
0 by LaRoche, 12/23/13	Northern Kentucky, 2/20/20
0 by St. Francis (PA), 12/13/72	Fewest Personal Fouls
1 by Butler, 1/7/02	3 by Ashland, 1/11/69
1 by Western Illinois, 1/20/86	5 by Creighton, 1/13/75
1 by Brooklyn, 12/30/82	

Opponent Season Records

Points	Field Goal Percentage	Free Throws Made	Rebound Average	Turnovers
2,613 2017-18	.526 1984-85 (824-1,568)	626 1971-72	56.2 1959-60	810 1986-87
2,437 2018-19	.516 1983-84 (809-1,569)	597 1999-00	54.8 1965-66	730 1985-86
2,405 2022-23	.506 1975-76 (876-1,732)	561 2009-10	53.7 1971-72	616 1983-84
2,391 1986-87	.503 1985-86 (948-1,883)	530 1987-88	53.5 1957-58	611 1987-88
2,298 2019-20	.489 1989-90 (842-1,723)	529 2010-11 & 2011-12	53.0 1970-71	588 2008-09
Scoring Average	3-Point Field Goals Made	Free Throws Attempted	Assists	Personal Fouls
86.6 1970-71	289 2017-18	851 1999-00	527 1985-86	769 1986-87
86.1 1954-55	251 2018-19	833 2009-10	524 2017-18	756 1985-86
85.4 1971-72	244 2022-23	800 2011-12	512 1988-89	690 1987-88
84.1 1955-56	242 2021-22	782 1986-87	504 1987-88	687 2000-01
82.4 1973-74	231 2019-20	778 2010-11	497 1982-83	684 2008-09
Field Goals Made	3-Point Field Goals Att.	Free Throw Percentage	Steals	Disqualifications
948 1985-86	810 2017-18	.753 2021-22 (442-587)	251 2002-03	40 1985-86
936 2017-18	772 2018-19	.745 2012-13 (526-706)	248 1993-94	31 1983-84
904 1986-87	764 2022-23	.732 2022-23 (447-611)	246 1986-87	30 1986-87
898 1973-74	759 2021-22	.731 2020-21 (421-576)	245 2003-04	28 1999-00
893 1971-72	649 2020-21	.730 2004-05 (408-559)	243 1999-00	28 1984-85
Field Goals Attempted	3-Point Field Goal Pct.	Rebounds	Blocked Shots	
2,050 2017-18	.395 2009-10 (193-459)	1,398 1971-72	151 2019-20	
2,029 1971-72	.394 2002-03 (193-490)	1,330 2017-18	145 2010-11	
2,022 2022-23	.375 1987-88 (103-275)	1,324 1970-71	144 2008-09	
1,937 2018-19	.372 1986-87 (93-250)	1,284 1969-70	142 1986-87	
1,923 1982-83	.370 1998-99 (152-411)	1,257 2010-11	136 2022-23	

Team-Season

Games	Points
37 2008-09	2,934 1985-86
36 2010-11	2,755 1986-87
35 2017-18; 2022-23	2,556 2010-11
34 2014-15; 2007-08	2,520 1987-88
33 2013-14; 2011-12	2,512 2022-23
2009-10; 1986-87	
	Scoring Average
	88.9 1985-86
Victories	85.9 1988-89
29 1985-86	84.0 1987-88
27 2010-11	83.5 1986-87
27 2008-09	
25 1986-87	Scoring Margin
	+19.3 1985-86
Con. Victories-One Season	+11.0 1986-87
16 2020-21	+11.0 1980-81
15 2021-22	+10.0 1984-85
14 2022-23	
14 1992-93	Field Goals Made
14 1985-86	1,156 1985-86
	1,023 1986-87
Winning Percentage	958 2022-23
.879 1985-86 (29-4)	953 1987-88
.786 1992-93 (22-6)	
.758 1986-87 (25-8)	Field Goals Attempted
.750 2010-11 (27-9)	2,209 1985-86
.733 1987-88 (22-8)	2,143 1986-87
	2,110 2022-23
Home Winning Percentage	2,043 2008-09
1.000 1987-88 (15-0)	1,980 2010-11
1.000 1985-86 (15-0)	
1.000 1981-82 (12-0)	Field Goal Percentage
.917 1992-93 (11-1)	.523 1985-86(1,156-2,209)
	.513 1979-80(874-1,704)
Most Home Wins	.512 1980-81(882-1,721)
17 2010-11	.499 1988-89(937-1,878)
15 1987-88	.499 1981-82(827-1,658)
15 1985-86	
15 2021-22	3-Point Field Goals Made
	303 2018-19
Road Winning Percentage	294 2017-18
.750 1985-86 (9-3)	247 2014-15
.714 1992-93 (10-4)	240 2013-14
.692 1991-92 (9-4)	237 2010-11
.687 2011-12 (11-5)	
Most Road Wins	863 2017-18
13 2008-09	820 2018-19
11 2011-12	709 2016-17
10 1992-93&1986-87	695 2010-11
	648 2006-07



The 1992-93 Vikings won 22 games, including a school-record tying 14 straight en route to claiming the Mid-Continent Conference championship.

3-Point Field Goal Pct.	Rebounds	322 1983-84
.433 1987-88 (102-245)	1,268 1985-86	320 2008-09
.414 1986-87 (48-116)	1,267 2008-09	
.404 2013-14 (240-594)	1,267 1971-72	Blocked Shots
.399 1991-92 (149-373)	1,246 1986-87	132 2002-03
.382 2014-15 (247-646)	1,242 2022-23	130 2000-01
		128 2001-02
Free Throws Made	Rebound Average	125 2006-07
661 1986-87	60.1 1963-64	119 2022-23
622 1985-86	58.4 1961-62	
601 2010-11	56.1 1964-65	Turnovers
560 1984-85	55.6 1962-63	535 1976-77
546 2000-01	53.3 1957-58	534 2003-04
		534 1986-87
Free Throws Attempted	Rebound Margin	523 1993-94
944 1986-87	+10.2 1961-62	520 1987-88
921 1985-86	+8.6 1963-64	
822 2010-11	+7.4 1985-86	Personal Fouls
819 1987-88	+6.0 1987-88	722 1987-88
816 1984-85	+5.3 1981-82	718 2010-11
		715 1986-87
Free Throw Percentage	Assists	711 2009-10
.753 2013-14 (496-659)	555 1985-86	693 2011-12
.749 2009-10 (477-637)	513 2021-22	
.731 2010-11 (601-822)	512 2008-09	Disqualifications
.724 1979-80 (367-507)	496 1988-89	31 1972-73
.713 2006-07 (398-558)	486 1981-82	30 1996-97
		28 1999-00
	Steals	27 1997-98
	473 1986-87	26 2000-01
	436 1985-86	26 1970-71
	376 1987-88	

Individual-Single Game

Minutes Played
56 Jim Les at Kent State, 12/4/82 (4OT)
54 Juan Hill vs. Kent State, 12/23/93 (4OT)
54 Tre Gomillion vs. PFW, 3/2/21 (3OT)
53 Trey Lewis at Drexel, 12/4/13 (3OT)
50 Joe Rey vs. Kent State, 12/23/93 (4OT)
Points
49 Franklin Edwards at Xavier, 2/25/81
47 Damon Stringer at Milwaukee, 1/29/00
46 D'Moi Hodge vs. PFW, 12/20/20
41 Norris Cole vs. Youngstown State, 2/12/11
41 Ken McFadden vs. UIC, 1/31/87
41 Dave Jacklitch vs. Hiram, 3/3/51
39 J'Nathan Bullock vs. Green Bay, 2/11/08
39 Franklin Edwards at Florida State, 2/18/80
38 Norris Cole vs. Florida A&M, 11/19/09
38 Omari Westley at Green Bay, 1/11/05
38 Franklin Edwards at South Carolina, 1/5/81
38 Wilbur Starks at Youngstown State, 2/15/75
37 Tyree Appleby vs. Bowling Green, 12/5/18
37 Ken McFadden at Valparaiso, 2/4/89
37 Dave Kyle at Detroit, 2/12/76

37 Wilbur Starks at Ball State, 1/19/74
36 Dave Kyle vs. Youngstown State, 3/3/76
36 Don Ross vs. Hiram, 12/1/66
35 Norris Cole at Old Dominion, 2/20/11
35 Franklin Edwards vs. St. Francis (PA), 2/2/80
35 Wilbur Starks vs. Ohio, 1/23/74
35 Ted Hathaway at Youngstown State, 12/29/73
35 Eddie Trice vs. San Diego, 1/8/71
35 LaMoyn Porter vs. East. Montana, 12/27/69
Field Goals Made
18 Franklin Edwards at Xavier, 2/25/81
18 Wilbur Starks at Ball State, 1/19/74
17 Franklin Edwards at Florida State, 2/18/80
17 Wilbur Starks at Youngstown State, 2/15/75
16 Damon Stringer at Milwaukee, 1/29/00
16 Dave Youdath at MD-Eastern Shore, 1/15/83
16 Wilbur Starks vs. Ohio, 1/23/74
16 Matt Taylor vs. Eastern Michigan, 12/8/71
16 George Kappos vs. Hiram, 2/29/52
16 Dave Jacklitch vs. Hiram, 3/3/51
15 done 12 times, last by D'Moi Hodge vs. PFW, 12/20/20

Field Goals Attempted
32 Don Ross vs. Hiram, 12/1/66
31 Wilbur Starks vs. Ohio, 1/23/74
30 Franklin Edwards at Xavier, 2/25/81
30 Franklin Edwards at Florida State, 2/18/80
29 Ken McFadden vs. UIC, 1/31/87
29 Vince Richards at Eastern Michigan, 12/8/84
29 Wilbur Starks at Ball State, 1/19/74
29 Weldon Kytly vs. Thiel, 2/6/65
28 Don Ross at Cedarville, 2/25/67

Field Goal Percentage (minimum: 8 made)
1.000 Brian Parker vs. Eastern Ill., 1/30/89 (12-12)
1.000 Eric Mudd at Ohio State, 12/7/85 (10-10)
1.000 Tre Gomillion vs. PFW, 1/5/22 (8-8)
.933 John Neale vs. Indiana (Pa.), 12/5/70 (14-15)
.929 J'Nathan Bullock vs. Green Bay, 2/11/08 (13-14)
.917 Jamal Jackson at Southern Utah St., 12/5/94 (11-12)
.917 Tre Gomillion vs. Youngstown State, 12/27/20 (11-12)
.909 Juan Hall at Wright State, 1/5/94 (10-11)

3-Point Field Goals Made

- 10 D'MoiHodgevs.PurdueFortWayne,12/20/20
- 9 TreyLewis,vs.Mt.VernonNazarene,12/15/14
- 9 Percell Coles at Duquesne, 11/27/02
- 8 Norris Cole at Old Dominion, 2/20/11
- 7 Tyree Appleby at Milwaukee, 1/3/19
- 7 RashadWilliamsatIllinoisState,12/16/18
- 7 TyreeApplebyvs.BowlingGreen,12/5/18
- 7 BobbyWordatYoungstownState,2/24/18
- 7 BobbyWordatMichiganState,12/29/17
- 7 PercellColesatYoungstownState,1/10/04
- 7 Percell Coles vs. Drake, 12/30/03
- 7 Percell Coles vs. IPFW, 11/18/02
- 7 Jamaal Harris vs. Green Bay, 1/25/01
- 7 Damon Stringer vs. Milwaukee, 1/29/00
- 7 James Madison at Green Bay, 1/29/98
- 7 James Madison vs. Wright State, 1/17/98
- 7 Craig Caldwell at Milwaukee, 2/9/95
- 6 done 22 times, last by
Rashad Williams vs. IUPUI, 2/16/19

3-Point Field Goals Attempted

- 16 Percell Coles vs. North Carolina, 11/29/03
- 15 Norris Cole at Old Dominion, 2/12/11
- 15 RaheemMossatCentralMichigan,12/17/06
- 15 D'MoiHodgevs.PurdueFortWayne,12/20/20
- 14 Rashad Williams at Oakland, 2/2/19
- 14 Trey Lewis at Toledo, 12/3/14
- 14 Jamaal Harris vs. Detroit, 3/2/02
- 14 Damon Stringer at Hawaii-Hilo, 11/28/99
- 14 William Stanley at Louisville, 12/4/89
- 13 done 9 times, last by
BobbyWordatMichiganState,12/29/17

3-Point Field Goal Percentage

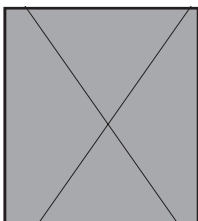
- (minimum: 5 made)
- 1.000 DontelHighsmithatOakland,2/2/19(5-5)
 - 1.000 RobEdwardsvs.Cedarville,12/29/15(5-5)
 - 1.000 Charlie Woods vs. Toledo, 2/20/10 (5-5)
 - .875 Jamaal Harris vs. Green Bay, 1/25/01 (7-8)
 - .857 Raheem Moss vs. Clarion, 12/2/04 (6-7)
 - .833 BobbyWordvs.Cent.Conn.St.,11/24/17(5-6)
 - .833 Percell Coles vs. Duquesne, 12/27/01 (5-6)
 - .833 Malcolm Sims vs. Detroit, 3/1/97 (5-6)
 - .833 Malcolm Sims vs. Milwaukee, 2/8/97(5-6)
 - .833 GravelleCraigatYoungstownState,2/22/93(5-6)
 - .833 AnthonyReedvs.Valparaiso,2/20/93(5-6)
 - .833 William Stanley vs. Malone, 12/9/89(5-6)
 - .818 TreyLewisvs.Mt.VernonNazarene,12/15/14(9-11)

Free Throws Made

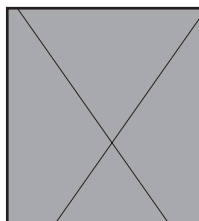
- 19 MikeCampbellvs.BuffaloState,12/30/67
- 16 Clinton Ransley vs. Akron, 2/4/85
- 16 Franklin Edwards vs. Pittsburgh, 1/23/80
- 15 Norris Cole at Green Bay, 12/2/11
- 14 NorrisColevs.YoungstownState,2/12/11
- 14 Omari Westley at Florida A&M, 11/25/03
- 14 Ken McFadden at Creighton, 2/6/89
- 14 Ken McFadden vs. UIC, 1/31/87
- 14 Clinton Ransley vs. Clarion, 12/1/86
- 14 DaveYoudathvs.EasternMich.,11/26/83

Free Throws Attempted

- 22 Gale Drummer vs. Ball State, 1/18/75



Gale Drummer



Brian Parker

- 21 MikeCampbellvs.BuffaloState,12/30/97
- 20 J'Nathan Bullock at Kent State, 12/3/05
- 19 Omari Westley at Florida A&M, 11/25/03
- 19 Ken McFadden at Creighton, 2/6/89
- 19 Clinton Ransley vs. Northern Iowa, 3/9/84
- 19 Fred Infield vs. Oberlin, 12/14/55
- 18 done three times, last by
Sonny Johnson vs. Milwaukee, 1/30/99

Free Throw Percentage

- (minimum: 10 made)
- 1.000 Clinton Ransley vs. Akron, 2/4/85 (16-16)
 - 1.000 Ken McFadden vs. UIC, 1/31/87 (14-14)
 - 1.000 J'NathanBullockatSouthFlorida,11/9/07(13-13)
 - 1.000 Charlie Lee at Oakland, 2/6/14 (11-11)
 - 1.000 BrynForbesatKentucky,11/25/13(11-11)
 - 1.000 MikeRedellvs.YoungstownState,1/8/05(10-10)
 - 1.000 JermaineRobinsonatDuquesne,11/27/02(10-10)
 - 1.000 SteveGivensvs.WesternIllinois,1/14/91(10-10)
 - 1.000 ClintonRansleyatEasternIll.,2/25/85(10-10)
 - 1.000 FranklinEdwardsatOhioState,11/29/80(10-10)
 - .941 FranklinEdwardsvs.Pittsburgh,1/23/80(16-17)
 - .937 Norris Cole at Green Bay, 12/2/10 (15-16)

Rebounds

- 30 Weldon Kytly vs. Malone, 2/13/64
- 27 Weldon Kytly at Fredonia, 2/23/63
- 26 Weldon Kytly vs. Thiel, 2/6/65
- 26 WeldonKytlyvs.WesternReserve,2/11/64
- 26 Weldon Kytly at Cedarville, 3/2/63
- 26 Weldon Kytly at Ashland, 1/15/63
- 25 Weldon Kytly at Case Tech, 1/15/65
- 25 Ernie Kremling vs. Allegheny, 2/25/61

Assists

- 16 KenMcFaddensvs.NorthernIowa,2/18/89
- 15 Jim Les at Louisville, 2/25/82
- 15 ChuckSpielesvs.YoungstownState,2/13/74
- 14 Gravelle Craig vs. Akron, 3/8/92
- 14 Jim Les vs. UIC, 1/16/82
- 13 KenRobertsonatFla.International,2/15/90
- 12 Walt Chavis vs. Green Bay, 1/2/03
- 12 CraigCaldwellvs.EasternIllinois,2/14/94
- 12 CarlosEnglishatMichiganState,12/16/05
- 12 Lee Reed vs. Akron, 2/8/83
- 12 Jim Les vs. Denison, 11/27/82
- 12 Jim Les vs. Xavier, 1/13/82

Steals

- 12 Kenny Robertson vs. Wagner, 12/3/88
- 10 KennyRobertsonvs.NorthernIowa,2/18/89
- 8 Craig Caldwell at Wright State, 2/19/95
- 8 Kenny Robertson vs. UIC, 1/16/89
- 8 KennyRobertsonvs.WesternIllinois,1/16/88
- 8 Ken McFadden vs. Canisius, 12/28/86
- 7 done 15 times, last by
Rob Edwards, at Milwaukee, 1/20/17

Blocked Shots

- 7 Pape Badiane vs. Butler, 2/24/03
- 7 Brian Parker vs. Slippery Rock, 11/26/88
- 7 GaleDrummervs.WichitaState,12/29/72
- 6 Anton Grady vs. UIC, 2/15/15
- 6 Anton Grady vs. Rio Grande, 11/15/11
- 6 KevinFrancisvs.WestVirginiaTech,12/30/06
- 5 done 25 times, last by
DeanteJohnsonvs.DetroitMercy,2/13/21

Turnovers

- 11 Jim Les at Kent State, 12/4/82
- 11 Franklin Edwards at Wisconsin, 12/22/79
- 10 Rob Edwards at Milwaukee, 2/20/16
- 10 Omari Westley at Loyola, 2/26/04
- 10 JermaineRobinsonatFloridaA&M,11/25/03
- 10 Kenny Robertson vs. UIC, 3/1/90
- 10 Andre Battle vs. Detroit, 12/9/76
- 9 done 13 times, last by
Cedric Jackson vs. Butler, 1/17/08

Opponent Single Game Highs

Minutes Played

- 58 Dave Zeigler, Kent State, 12/4/82

Points

- 52 EdMcFarland,SlipperyRock,2/15/61
- 50 Tony Knott, Youngstown, 2/13/54
- 47 Larry Bullington, Ball State, 1/19/74
- 44 Tony Bennett, Green Bay, 2/11/89
- 44 GeorgeGervin,EasternMich.,12/8/71
- 43 JohnBradley,LawrenceTech,1/21/61
- 42 Matt Graves, Butler, 1/15/98
- 42 Dennis Hopson, Ohio State, 12/7/85
- 41 JeffCovington,YoungstownState,3/3/76
- 41 Gil Ray, Ashland, 2/23/66
- 40 HenrySterken,DetroitCollege,1/21/67

Field Goals Made

- 21 GeorgeGervin,EasternMich.,12/8/71
- 19 EdMcFarland,SlipperyRock,2/15/61
- 19 JohnBradley,LawrenceTech,1/21/61

Field Goals Attempted

- 31 Bill Edwards, Wright State, 2/8/93
- 30 John Britton, Akron, 2/28/78
- 30 Horace Brawley, Buffalo, 12/15/73
- 30 Reggie Piggee, Wayne State, 2/28/70

Field Goal Percentage (min. 10 att.)

- 1.000 TimHardaway,Texas-ElPaso,12/29/89 (11-11)
- .933 BradBrechtig,Oakland,2/2/19(14-15)
- .923 RichardSims,GreenBay,2/2/87(12-13)

3-Point Field Goals Made

- 10 Travis Bader, Oakland, 2/6/14
- 9 TeeTrotter,MD-EasternShore,12/6/02
- 9 Rashad Phillips, Detroit, 3/4/01
- 8 Pete Campbell, Butler, 2/8/07
- 8 Scott Anselm, Valparaiso, 2/20/87

3-Point Field Goals Attempted

- 17 Rashad Williams, Oakland, 3/9/21

3-Point Field Goal Percentage (min. 10 att.)

- .857 PatMcCabe,Milwaukee,2/8/96(6-7)

Free Throws Made

- 19 Brandon Cotten, Detroit, 2/2/06

Free Throws Attempted

- 22 Brandon Cotten, Detroit, 2/2/06

Free Throw Percentage (min. 10 att.)

- 1.000 done 19times,mostattemptsbyKevin Rhodes,WesternIllinois,1/29/94(14-14)

Rebounds

- 26 Daryl Meacham, Edinboro, 2/19/66
- 25 Pickett, Detroit College, 1/21/67
- 24 Ted Wuebben, Creighton, 2/20/73
- 24 Pellegrine, Walsh, 1/11/67
- 24 Jeff Slade, Kenyon, 12/3/60

Assists

- 21 John Ryan, Fairfield, 1/26/73
- 17 Craig Lathen, UIC, 1/21/84
- 15 Craig Lathen, UIC, 2/11/84

Steals

- 10 LorenzoNeely,EasternMich.,12/14/88

Blocked Shots

- 12 Rodney Blake, St. Joseph, 12/2/87

Turnovers

- 10 Done 8 times, last by
Brad Cubbie, Rio Grande, 11/15/11

Individual-Season

Games Played

- 37 Accomplished 6 times in 2008-09.
J'Nathan Bullock, Norris Cole, Cedric Jackson,
Jeremy Montgomery, Chris Moore & George Tandy

Games Started

- 37 J'Nathan Bullock, 2008-09
- 37 Norris Cole, 2008-09
- 37 Cedric Jackson, 2008-09
- 37 Chris Moore, 2008-09
- 36 Norris Cole, 2010-11
- 36 Trevon Harmon, 2010-11
- 36 Tim Kamczyc, 2010-11
- 36 Jeremy Montgomery, 2010-11
- 36 Aaron Pogue, 2010-11
- 35 Bobby Word, 2017-18, accomplished 4 times
in 2022-23. Tristan Enaruna, Tae Williams,
Deshon Parker & Deante Johnson

Minutes Played

- 1,285 Norris Cole, 2010-11
- 1,231 Cedric Jackson, 2008-09
- 1,213 Norris Cole, 2008-09
- 1,204 Trey Lewis, 2014-15
- 1,195 Trevon Harmon, 2010-11
- 1,184 J'Nathan Bullock, 2008-09
- 1,146 Kenny Carpenter, 2017-18
- 1,127 Norris Cole, 2009-10
- 1,119 Jeremy Montgomery, 2010-11
- 1,117 Tristan Enaruna, 2022-23

Minutes Played Per Game

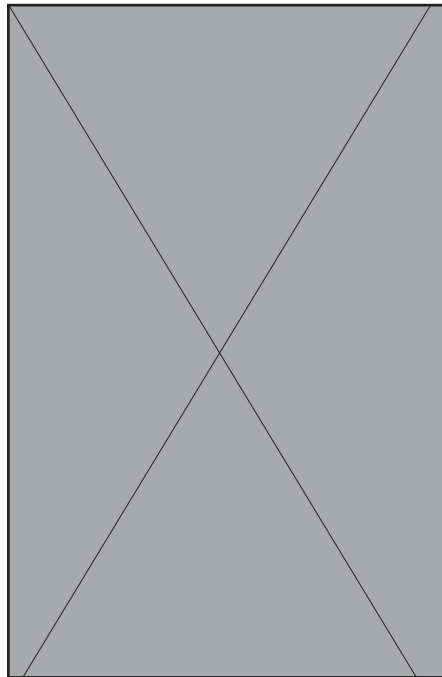
- 37.4 Franklin Edwards, 1980-81
- 37.2 Franklin Edwards, 1979-80
- 36.6 Dave Youdath, 1982-83
- 36.5 Jermaine Robinson, 2003-04
- 36.2 Franklin Edwards, 1978-79
- 35.8 Malcolm Sims, 1996-97
- 35.8 Ken McFadden, 1988-89
- 35.7 Norris Cole, 2010-11
- 35.4 Trey Lewis, 2014-15
- 35.2 Gravelle Craig, 1991-92 & 1992-93

Points

- 780 Norris Cole, 2010-11 (21.7)
- 708 Ken McFadden, 1986-87 (21.5)
- 664 Franklin Edwards, 1980-81 (24.6)
- 637 Franklin Edwards, 1979-80 (25.5)
- 615 Ken McFadden, 1987-88 (20.5)
- 613 Dave Kyle, 1975-76 (24.5)
- 577 Theo Dixon, 2000-01 (18.0)
- 573 Damon Stringer, 1999-00 (19.1)
- 568 Jermaine Robinson, 2003-04 (19.6)
- 555 Trey Lewis, 2014-15 (16.3)

Scoring Average

- 25.5 Franklin Edwards, 1979-80
- 24.6 Franklin Edwards, 1980-81
- 24.5 Dave Kyle, 1975-76
- 22.9 Ken McFadden, 1988-89
- 21.7 Norris Cole, 2010-11
- 21.5 Ken McFadden, 1986-87



Franklin Edwards

- 20.5 Ken McFadden, 1987-88
- 20.2 Weldon Kyle, 1964-65
- 19.6 Jermaine Robinson, 2003-04
- 19.3 George Kappos, 1950-51

Field Goals Made

- 265 Franklin Edwards, 1980-81
- 259 Ken McFadden, 1986-87
- 255 Dave Kyle, 1975-76
- 253 Franklin Edwards, 1979-80
- 251 Norris Cole, 2010-11
- 227 Eric Mudd, 1987-88
- 226 Clinton Smith, 1985-86
- 213 Tristan Enaruna, 2022-23
- 209 Clinton Ransey, 1986-87
- 205 Ken McFadden, 1987-88

Field Goals Attempted

- 572 Norris Cole, 2010-11
- 505 Ken McFadden, 1986-87
- 503 Franklin Edwards, 1980-81
- 486 Franklin Edwards, 1979-80
- 477 Jermaine Robinson, 2003-04
- 474 Theo Dixon, 2000-01
- 469 Dave Kyle, 1975-76
- 455 J'Nathan Bullock, 2008-09
- 455 Ken McFadden, 1987-88
- 447 Damon Stringer, 1999-00
- 443 Clinton Ransey, 1986-87

Field Goal Shooting Percentage (min. 5FG/game)

- .664 Brian Parker, 1988-89 (168-253)
- .657 Brian Parker, 1989-90 (155-236)
- .614 Sebastian Douglas, 2013-14 (89-145)
- .585 Tim Kamczyc, 2011-12 (117-200)
- .571 Eric Mudd, 1985-86 (164-287)
- .569 Eric Mudd, 1987-88 (227-309)
- .568 Darren Tillis, 1980-81 (200-352)
- .565 Clinton Smith, 1985-86 (226-400)
- .558 Steve Givens, 1990-91 (148-265)
- .555 Darren Tillis, 1979-80 (127-229)

3-Point Field Goals Made

- 96 Trey Lewis, 2014-15
- 91 Rashad Williams, 2018-19
- 84 Bobby Word, 2017-18
- 81 Bryn Forbes, 2013-14
- 74 Tyree Appleby, 2018-19
- 71 Trey Harmon, 2011-12
- 70 Theo Dixon, 2000-01
- 70 Damon Stringer, 1999-00
- 69 Jeremy Montgomery, 2009-10
- 69 Jamaal Harris, 2000-01

3-Point Field Goals Attempted

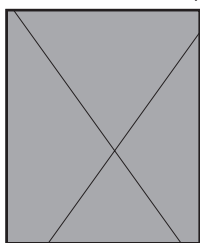
- 227 Trey Lewis, 2014-15
- 223 Rashad Williams, 2018-19
- 221 Jermaine Robinson, 2003-04
- 215 Bobby Word, 2017-18
- 206 Bobby Word, 2016-17
- 193 James Madison, 1999-00
- 191 Bryn Forbes, 2013-14
- 191 James Madison, 1997-98
- 190 Tyree Appleby, 2018-19
- 189 Trey Harmon, 2011-12

3-Point Field Goal Percentage (min 5FG)

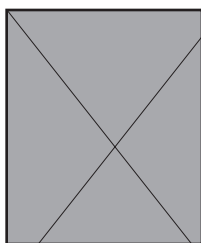
- .476 Charlie Lee, 2014-15 (59-124)
- .460 Tim Kamczyc, 2011-12 (29-63)
- .456 Greg Allen, 1991-92 (57-125)
- .444 Modibo Niakate, 2002-03 (48-108)
- .441 Greg Allen, 1989-90 (41-93)
- .433 Charlie Lee, 2013-14 (42-97)
- .433 Alec Oglesby, 2020-21 (26-60)
- .424 Bryn Forbes, 2013-14 (81-191)
- .423 Trey Lewis, 2014-15 (96-227)
- .422 William Stanley, 1988-89 (49-116)

Free Throws Made

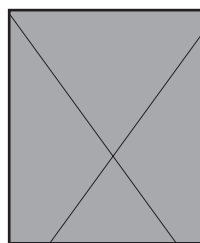
- 227 Norris Cole, 2010-11
- 177 Ken McFadden, 1987-88
- 177 Ken McFadden, 1986-87
- 155 Clinton Ransey, 1984-85
- 147 J'Nathan Bullock, 2007-08
- 145 Dave Youdath, 1983-84
- 144 Ken McFadden, 1988-89
- 142 J'Nathan Bullock, 2008-09
- 141 Jermaine Robinson, 2003-04
- 134 Franklin Edwards, 1980-81



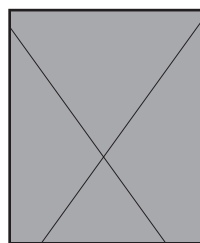
Greg Allen



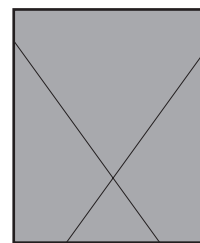
Norris Cole



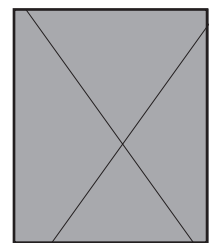
Eric Mudd



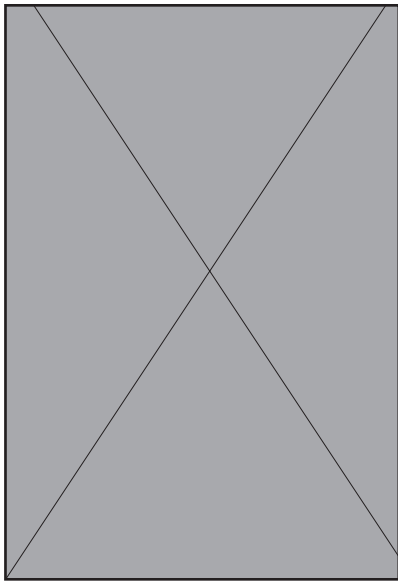
Hersey Strong



Mike Sweeney



Matt Taylor



Theo Dixon

Free Throws Attempted

- 266 Norris Cole, 2010-11
- 233 Ken McFadden, 1987-88
- 222 Ken McFadden, 1986-87
- 217 Jermaine Robinson, 2003-04
- 197 Clinton Ransey, 1984-85
- 193 J'Nathan Bullock, 2008-09
- 192 Omari Westley, 2004-05
- 191 Cedric Jackson, 2007-08
- 190 J'Nathan Bullock, 2007-08
- 185 Dan Lee, 1971-72

Free Throw Percentage (min. 2 FT/game)

- .904 Charlie Lee, 2013-14 (85-94)
- .882 Franklin Edwards, 1980-81 (134-152)
- .873 Charlie Lee, 2014-15 (69-79)
- .864 Charlie Lee, 2012-13 (76-88)
- .856 Franklin Edwards, 1979-80 (131-156)
- .853 Norris Cole, 2010-11 (227-266)
- .852 Greg Cobb, 1977-78 (92-108)
- .851 Jeremy Montgomery, 2009-10 (80-94)
- .847 Trevon Harmon, 2009-10 (61-72)
- .844 Craig Caldwell, 1993-94 (65-77)
- .844 James Madison, 1997-98 (54-64)

Consecutive Free Throws Made

- 32 Damon Stringer, 1999-00
- 30 Bryn Forbes, 2012-14 (over 2 seasons)
- 29 Trey Harmon, 2009-10
- 27 Charlie Lee, 2013-14
- 27 Ken McFadden, 1986-87
- 27 Jack Shaughnessy, 1949-50

Rebounds

- 346 Darren Tillis, 1981-82 (12.8)
- 333 Weldon Kytile, 1963-64 (17.5)
- 333 Weldon Kytile, 1962-63 (18.5)
- 325 Dave Kyle, 1975-76 (13.0)
- 309 Darren Tillis, 1980-81 (11.4)
- 294 Dave Kyle, 1976-77 (10.9)
- 292 Warren Bradley, 1986-87 (8.8)
- 288 Eric Mudd, 1987-88 (9.6)
- 288 Weldon Kytile, 1964-65 (15.2)
- 287 Warren Bradley, 1988-89 (10.3)
- 287 Weldon Kytile, 1961-62 (15.1)

Rebound Average

- 18.5 Weldon Kytile, 1962-63
- 17.5 Weldon Kytile, 1963-64
- 15.5 Harvey Smith, 1967-68
- 15.2 Weldon Kytile, 1964-65

- 15.1 Weldon Kytile, 1961-62
- 13.5 Dennis Lenk, 1965-66
- 13.0 Dave Kyle, 1975-76
- 12.8 Darren Tillis, 1981-82
- 12.6 Dennis Lenk, 1966-67
- 11.9 Gale Drummer, 1974-75

Assists


- 199 Cedric Jackson, 2008-09 (5.6)
- 191 Norris Cole, 2010-11 (5.3)
- 177 Ken McFadden, 1987-88 (5.9)
- 168 Cedric Jackson, 2007-08 (4.9)
- 167 Gravelle Craig, 1992-93 (5.9)
- 162 Tyree Appleby, 2018-19 (5.6)
- 160 Gravelle Craig, 1991-92 (5.5)
- 159 Jim Les, 1981-82 (5.9)
- 153 Charlie Lee, 2012-13 (4.8)
- 149 Kenny Robertson, 1989-90 (5.3)
- 146 Norris Cole, 2009-10 (4.4)
- 146 Ken McFadden, 1988-89 (6.9)
- 146 Eddie Bryant, 1985-86 (4.4)

Assists Per Game

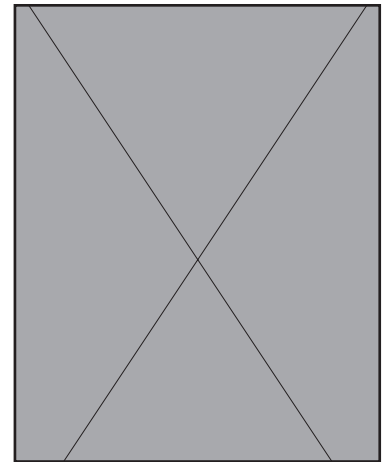
- 7.0 Ken McFadden, 1988-89
- 6.0 Gravelle Craig, 1992-93
- 5.9 Ken McFadden, 1987-88
- 5.9 Jim Les, 1981-82
- 5.6 Cedric Jackson, 2008-09
- 5.6 Tyree Appleby, 2018-19
- 5.5 Gravelle Craig, 1991-92
- 5.3 Norris Cole, 2010-11
- 5.3 Kenny Robertson, 1989-90
- 5.3 Franklin Edwards, 1980-81
- 5.0 Ron Harris, 1976-77
- 5.0 Craig Caldwell, 1994-95

Assist-To-Turnover Ratio

- 2.522 Shawn Hood, 1984-85 (111 asst., 44TO)
- 2.517 Eddie Bryant, 1985-86 (146-58)
- 2.36 Shawn Hood, 1985-86 (111-47)
- 2.30 Deshon Parker, 2021-22 (90-39)
- 2.20 Charlie Lee, 2013-14 (123-56)
- 2.15 Lee Reed, 1982-83 (114-53)
- 2.10 Ron Harris, 1977-89 (97-46)
- 2.00 Norris Cole, 2010-11 (191-97)
- 2.00 Deshon Parker, 2022-23 (144-72)
- 1.97 Chuck Spieles, 1974-75 (59-30)



Dave Kyle



Weldon Kytile

Steals

- 112 Cedric Jackson, 2008-09
- 111 Kenny Robertson, 1988-89
- 90 Kenny Robertson, 1987-88
- 88 Cedric Jackson, 2007-08
- 83 Ken McFadden, 1986-87
- 81 D'Aundray Brown, 2009-10
- 80 Norris Cole, 2010-11
- 79 Kenny Robertson, 1989-90
- 76 Clinton Ransey, 1986-87
- 71 Eddie Bryant, 1986-87

Blocked Shots

- 64 Tahric Gosley, 2000-01
- 57 Pape Badiane, 2002-03
- 51 Darren Tillis, 1978-79
- 50 Darren Tillis, 1981-82
- 49 Tahric Gosley, 2002-03
- 48 Darren Tillis, 1980-81
- 48 Darren Tillis, 1979-80
- 47 Anton Grady, 2014-15
- 47 Pape Badiane, 2003-04
- 45 Anton Grady, 2011-12

Turnovers

- 132 Cedric Jackson, 2008-09
- 131 Cedric Jackson, 2007-08
- 122 Jermaine Robinson, 2003-04
- 119 Franklin Edwards, 1980-81
- 115 Tyree Appleby, 2017-18
- 115 Franklin Edwards, 1978-79
- 113 Franklin Edwards, 1979-80
- 113 Charlie Lee, 2012-13
- 110 Omari Westley, 2003-04
- 110 Damon Stringer, 1999-00

Personal Fouls

- 139 Aaron Pogue, 2010-11
- 128 Aaron Pogue, 2009-10
- 114 Anton Grady, 2013-14
- 111 Michael Bowens, 1996-97
- 111 Kenny Robertson, 1989-90
- 111 Warren Bradley, 1986-87
- 107 Aaron Pogue, 2011-12
- 106 Patrick Tatham, 2006-07
- 105 Chris Moore, 2008-09
- 104 Anton Grady, 2014-15
- 104 George Tandy, 2008-09

Disqualifications

- 13 Matt Taylor, 1972-73
- 12 Michael Bowens, 1996-97
- 10 Gale Drummer, 1972-73
- 9 Aaron Pogue, 2009-10
- 8 done eight times, last

Individual-Career

Games Played

- 154 Deante Johnson, 2018-23
- 140 Norris Cole, 2007-11
- 139 Jeremy Montgomery, 2008-12
- 135 Tim Kamczyc, 2009-13
- 130 J’Nathan Bullock, 2005-09
- 126 Kasheem Thomas, 2016-20
- 125 Eddie Bryant, 1983-87
- 125 Clinton Ransey, 1983-87
- 124 Trey Harmon, 2008-12
- 124 Eric Mudd, 1983-88

Consecutive Games Played

- 140 Norris Cole, 2007-11
- 139 Jeremy Montgomery, 2008-11
- 135 Tim Kamczyc, 2009-13
- 130 J’Nathan Bullock, 2005-09
- 129 Deante Johnson, 2019-23
- 125 Eddie Bryant, 1983-87
- 125 Clinton Ransey, 1983-87
- 120 Tahrir Gosley, 1999-03
- 119 Kenny Robertson, 1986-90
- 117 Anthony Jackson, 1997-01

Games Started

- 124 J’Nathan Bullock, 2005-09
- 122 Clinton Ransey, 1983-87
- 107 Tim Kamczyc, 2009-13
- 107 Ken McFadden, 1985-89
- 106 Norris Cole, 2007-11
- 103 Theo Dixon, 1997-02
- 102 Trey Harmon, 2008-12
- 102 James Madison, 1996-00
- 100 Franklin Edwards, 1977-81
- 100 Deante Johnson, 2018-23
- 98 Jermaine Robinson, 2000-04
- 98 Craig Caldwell, 1991-95

Career Victories

- 91 Jeremy Montgomery, 2008-12
- 91 Ken McFadden, 1985-89
- 90 Norris Cole, 2007-11
- 89 Eddie Bryant, 1983-87
- 89 Clinton Ransey, 1983-87
- 88 Eric Mudd, 1983-88
- 84 Warren Bradley, 1984-89
- 82 Trey Harmon, 2008-12
- 81 Shawn Hood, 1983-87
- 81 Deante Johnson, 2018-23

Minutes Played

- 4,114 Norris Cole, 2007-11
- 3,872 J’Nathan Bullock, 2005-09
- 3,706 Deante Johnson, 2018-23
- 3,595 Tim Kamczyc, 2009-13
- 3,594 Charlie Lee, 2011-15
- 3,576 James Madison, 1996-00
- 3,539 Ken McFadden, 1985-89
- 3,495 Jeremy Montgomery, 2008-12
- 3,486 Trey Harmon, 2008-12
- 3,467 Theo Dixon, 1997-2002

Points

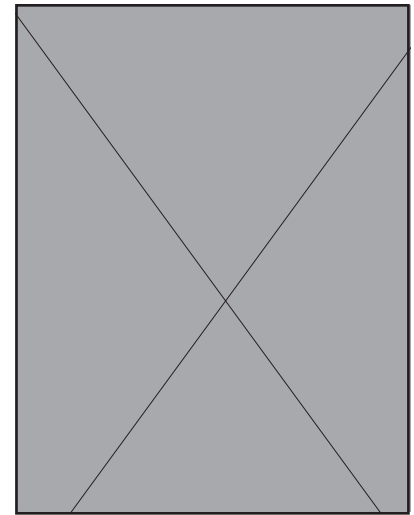
- 2,256 Ken McFadden, 1985-89
- 2,235 Franklin Edwards, 1977-81
- 1,978 Norris Cole, 2007-11
- 1,946 Clinton Ransey, 1983-87
- 1,800 J’Nathan Bullock, 2005-09
- 1,576 James Madison, 1996-00
- 1,572 Theo Dixon, 1997-02
- 1,423 Darren Tillis, 1978-82
- 1,408 Jermaine Robinson, 2000-04
- 1,408 Weldon Kytle, 1961-65

Scoring Average

- 21.9 Franklin Edwards, 1977-81
- 19.3 Ken McFadden, 1985-89
- 18.8 Weldon Kytle, 1961-65
- 18.6 Gale Drummer, 1972-75
- 18.2 George Kappos, 1950-52
- 16.8 Sam Mitchell, 1992-94
- 16.7 Dave Kyle, 1974-77
- 15.8 Omari Westley, 2003-05
- 15.6 Clinton Ransey, 1983-87
- 15.6 Brian Parker, 1988-90

Field Goals Made

- 906 Franklin Edwards, 1977-81
- 800 Ken McFadden, 1985-89
- 744 Clinton Ransey, 1983-87
- 677 Norris Cole, 2007-11
- 634 Darren Tillis, 1978-82
- 617 J’Nathan Bullock, 2005-09
- 586 Weldon Kytle, 1961-65
- 573 Eric Mudd, 1983-88
- 540 James Madison, 1996-00
- 518 Theo Dixon, 1997-2002



Ken McFadden

Field Goals Attempted

- 1,807 Franklin Edwards, 1977-81
- 1,639 Ken McFadden, 1985-89
- 1,555 Norris Cole, 2007-11
- 1,511 Clinton Ransey, 1983-87
- 1,429 J’Nathan Bullock, 2005-09
- 1,377 Weldon Kytle, 1961-65
- 1,320 James Madison, 1996-00
- 1,291 Theo Dixon, 1997-02
- 1,185 Jermaine Robinson, 2000-04
- 1,165 Darren Tillis, 1978-82

Field Goal Percentage

(Minimum: 300 made)

- .661 Brian Parker, 1988-90 (323-489)
- .550 Dave Youdath, 1980-84 (476-866)
- .549 Steve Givens, 1988-91 (339-617)
- .546 Clinton Smith, 1984-86 (413-756)
- .544 Darren Tillis, 1978-82 (634-1,165)
- .544 Eric Mudd, 1983-88 (573-1,053)
- .534 Dave Kyle, 1974-77 (486-910)
- .522 Sam Mitchell, 1992-94 (352-674)
- .515 Gale Drummer, 1972-75 (452-877)
- .513 Deante Johnson, 2018-23 (334-651)

3-Point Field Goals Made

- 262 James Madison, 1996-00
- 212 Jeremy Montgomery, 2008-12
- 206 Trey Harmon, 2008-12
- 179 Trey Lewis, 2013-15
- 171 Raheem Moss, 2004-07
- 170 Jamaal Harris, 1998-02
- 167 Charlie Lee, 2011-15
- 163 Jermaine Robinson, 2000-04
- 150 Bobby Word, 2016-18
- 146 Theo Dixon, 1997-2002

3-Point Field Goals Attempted

- 738 James Madison, 1996-00
- 618 Trey Harmon, 2008-12
- 600 Jeremy Montgomery, 2008-12
- 525 Jermaine Robinson, 1999-04
- 477 Jamaal Harris, 1998-02
- 476 Raheem Moss, 2004-07
- 456 Trey Lewis, 2013-15
- 433 Norris Cole, 2007-11
- 421 Bobby Word, 2016-18
- 421 Theo Dixon, 1997-02
- 418 Charlie Lee, 2011-15

CSU Career Scoring Leaders

Rank	Player	Seasons	Games	FG	3-Pt	FT	Points	AVG
1.	Ken McFadden	1985-89	117	800	59	597	2,256	19.3
2.	Franklin Edwards	1977-81	102	906	—	423	2,235	21.9
3.	Norris Cole	2007-11	140	677	139	485	1,978	14.1
4.	Clinton Ransey	1983-87	125	744	13	445	1,946	15.6
5.	J’Nathan Bullock	2005-09	130	617	72	494	1,800	13.8
6.	James Madison	1996-00	113	540	262	234	1,576	13.9
7.	Theo Dixon	1997-2002	117	518	146	390	1,572	13.4
8.	Darren Tillis	1978-82	105	634	—	155	1,423	13.6
T-9.	Weldon Kytle	1961-65	75	586	—	236	1,408	18.8
	Jermaine Robinson	2000-04	115	461	163	323	1,408	12.2
11.	Eric Mudd	1983-88	124	573	0	256	1,402	11.3
12.	Jeremy Montgomery	2008-12	139	446	212	245	1,349	9.7
13.	Trey Harmon	2008-12	124	442	206	236	1,326	10.7
14.	Dave Youdath	1980-84	111	476	1	353	1,306	11.8
15.	Jamaal Harris	1998-2002	116	430	170	274	1,304	11.2
16.	Dave Kyle	1974-77	70	486	—	196	1,168	16.7
17.	Andre Battle	1976-80	96	464	—	201	1,129	11.8
18.	Anthony Reed	1991-93	85	397	143	186	1,123	13.2
19.	Gale Drummer	1972-75	56	452	—	135	1,039	18.6
20.	Dennis Lenk	1963-67	76	388	—	256	1,032	13.6

3-Point Field Goal Percentage

(Minimum: 100 attempted)

- .433 Modibo Niakate, 2002-05 (65-150)
- .424 Greg Allen, 1988-93 (140-330)
- .409 William Stanley, 1987-90 (144-352)
- .408 Rashad Williams, 2018-19 (91-223)
- .400 Charlie Lee, 2011-15 (167-418)
- .399 Percell Coles, 2001-03 (130-326)
- .396 Ken McFadden, 1985-89 (59-149)
- .392 Trey Lewis, 2013-15 (179-456)
- .387 Tim Kamczyc, 2009-13 (110-284)
- .385 Gravelle Craig, 1990-93 (80-208)

Free Throws Made

- 597 Ken McFadden, 1985-89
- 494 J'Nathan Bullock, 2005-09
- 485 Norris Cole, 2007-11
- 445 Clinton Ransey, 1983-87
- 423 Franklin Edwards, 1977-81
- 390 Theo Dixon, 1997-02
- 353 Dave Youdath, 1980-84
- 323 Jermaine Robinson, 2000-04
- 291 Mike Campbell, 1966-70
- 274 Jamaal Harris, 1998-02

Free Throws Attempted

- 761 Ken McFadden, 1985-89
- 685 J'Nathan Bullock, 2005-09
- 604 Clinton Ransey, 1983-87
- 587 Norris Cole, 2007-11
- 520 Franklin Edwards, 1977-81
- 504 Theo Dixon, 1997-2002
- 481 Jermaine Robinson, 2000-04
- 470 Dave Youdath, 1980-84
- 405 Derrick Zeigler, 1993-97
- 405 Eric Mudd, 1983-88


Free Throw Percentage

(Minimum: 200 attempted)

- .876 Charlie Lee, 2011-15 (262-299)
- .862 Greg Cobb, 1976-79 (188-218)
- .826 Norris Cole, 2007-11 (485-587)
- .814 Trey Harmon, 2008-12 (236-290)
- .814 Craig Caldwell, 1991-95 (240-295)
- .813 Franklin Edwards, 1977-81 (423-520)
- .809 Trevon Harmon, 2008-SA (186-230)
- .793 Bruce Hagins, 1967-71 (165-208)
- .788 Jeremy Montgomery, 2008-12 (245-311)
- .784 Ken McFadden, 1985-89 (597-761)

Rebounds

- 1,241 Weldon Kytte, 1961-65
- 1,045 Darren Tillis, 1978-82
- 935 Dennis Lenk, 1963-67
- 908 Warren Bradley, 1984-89
- 907 Eric Mudd, 1983-88
- 826 Deante Johnson, 2018-23
- 816 J'Nathan Bullock, 2005-09
- 726 Dave Kyle, 1974-77
- 724 Anton Grady, 2011-15
- 714 Juan Hill, 1991-95



Dave Youdath

Rebound Average

- 16.5 Weldon Kytte, 1961-65
- 12.3 Dennis Lenk, 1963-67
- 11.9 Gale Drummer, 1972-75
- 11.6 Harvey Smith, 1967-69
- 10.4 Dave Kyle, 1974-77
- 10.3 Ernie Kremling, 1960-63
- 10.0 Darren Tillis, 1978-82
- 9.5 John Neale, 1969-71
- 8.5 Omari Westley, 2003-05
- 8.2 Sam Mitchell, 1992-94

Assists

- 463 Ken McFadden, 1985-89
- 459 Franklin Edwards, 1977-81
- 458 Charlie Lee, 2011-15
- 455 Norris Cole, 2007-11
- 455 Craig Caldwell, 1991-95
- 435 Eddie Bryant, 1983-87
- 425 Gravelle Craig, 1990-93
- 420 Kenny Robertson, 1986-90
- 395 Shawn Hood, 1983-87
- 381 Walt Chavis, 2000-05
- 367 Cedric Jackson, 2007-09

Assists Per Game

- 5.5 Gravelle Craig, 1990-93
- 5.2 Cedric Jackson, 2007-09
- 4.7 Tyree Appleby, 2017-19
- 4.5 Franklin Edwards, 1977-81
- 4.3 Carlos English, 2005-07
- 4.1 Craig Caldwell, 1991-95
- 4.0 Ken McFadden, 1985-89
- 3.9 Walt Chavis, 2000-05
- 3.8 Charlie Lee, 2011-15
- 3.5 Kenny Robertson, 1986-90

Assist-To-Turnover Ratio

- 1.97 Shawn Hood, 1983-87 (395 asst., 201 TO)
- 1.79 Gravelle Craig, 1990-93 (425-238)
- 1.78 Eddie Bryant, 1983-87 (435-245)
- 1.76 Jim Les, 1981-83 (188-67)
- 1.74 Kasheem Thomas, 2016-20 (310-178)
- 1.67 Chuck Spieles, 1972-75 (204-122)
- 1.62 Ron Harris, 1976-80 (283-175)
- 1.61 Norris Cole, 2007-11 (455-283)
- 1.60 Charlie Lee, 2011-present (458-286)
- 1.55 Craig Caldwell, 1991-95 (455-293)
- 1.54 Walt Chavis, 2000-05 (381-247)

Steals

- 341 Kenny Robertson, 1986-90
- 245 Ken McFadden, 1985-89
- 240 Clinton Ransey, 1983-87
- 227 Shawn Hood, 1983-87
- 217 Franklin Edwards, 1977-81
- 209 D'Aundray Brown, 2007-12
- 207 Norris Cole, 2007-11
- 201 Eddie Bryant, 1983-87
- 200 Cedric Jackson, 2007-09
- 178 Mike Sweeney, 1978-82

Blocked Shots

- 197 Darren Tillis, 1978-82
- 180 Tahric Gosley, 1999-03
- 157 Deante Johnson, 2018-23
- 138 Pape Badiane, 2000-04
- 129 Anton Grady, 2011-15
- 117 Shawn Fergus, 1989-93
- 100 Marlin Mason, 2011-15
- 74 George Tandy, 2007-09
- 66 Chris Moore, 2007-09
- 62 Sam Mitchell, 1992-94

Turnovers

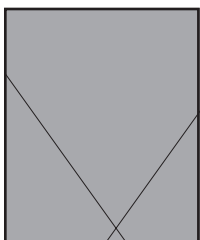
- 447 Franklin Edwards, 1977-81
- 363 Jermaine Robinson, 2000-04
- 363 Theo Dixon, 1997-02
- 341 Kenny Robertson, 1986-90
- 322 Ken McFadden, 1985-89
- 293 Craig Caldwell, 1991-95
- 290 Derrick Zeigler, 1993-97
- 286 Charlie Lee, 2011-15
- 283 Norris Cole, 2007-11
- 281 Jeremy Montgomery, 2008-11

Personal Fouls

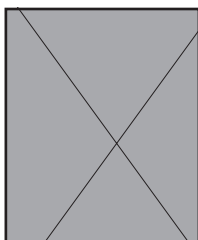
- 384 Kenny Robertson, 1986-90
- 374 Aaron Pogue, 2009-12
- 349 Tahric Gosley, 1999-03
- 338 Anton Grady, 2011-15
- 329 Warren Bradley, 1984-89
- 325 Darren Tillis, 1978-82
- 316 Patrick Tatham, 2003-07
- 306 Andre Battle, 1976-80
- 302 Theo Dixon, 1997-02
- 301 J'Nathan Bullock, 2005-09

Disqualifications

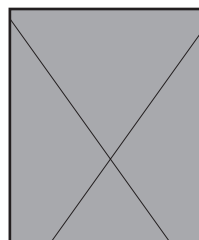
- 27 Matt Taylor, 1968-69, 70-73
- 22 Kenny Robertson, 1986-90
- 22 Darren Tillis, 1978-82
- 21 Andre Battle, 1976-80
- 20 Michael Bowens, 1996-98
- 20 Warren Bradley, 1984-89
- 18 Aaron Pogue, 2009-12
- 17 Gale Drummer, 1972-75
- 15 Tahric Gosley, 1999-03
- 14 Anton Grady, 2011-15



Andre Battle



Eddie Bryant



Shawn Hood



Dennis Lenk

Freshman Records

GAME

Minutes: 43 by James Madison at Wright State, 2/1/97
 43 by Eugene Miles at Eastern Michigan, 12/8/84
 Points: 36 by Don Ross vs. Hiram, 12/1/66
 FGA: 32 by Don Ross vs. Hiram, 12/1/66
 FGM: 15 by Don Ross vs. Hiram, 12/1/66;
 15 by Dave Warren vs. Western Reserve, 2/9/66
 FG Pct.: .750 by Reggie Welch vs. UIC, 3/8/93 (9/12)
 .750 by Clinton Ransey at Valparaiso, 2/13/84 (9/12)
 3FGA: 14 by Rashad Williams at Oakland, 2/2/19
 3FGM: 7 by Rashad Williams at Illinois State, 12/16/18
 3FG Pct.: 1.000 by Rob Edwards vs. Cedarville, 12/29/15 (5-5)
 1.000 by Charlie Woods vs. Toledo, 12/20/10 (5-5)
 FTA: 21 by J'Nathan Bullock at Kent State, 12/3/05
 FTM: 13 by Clinton Ransey vs. Northern Iowa, 3/9/84;
 13 by Franklin Edwards at Robert Morris, 2/2/78
 FT Pct.: 1.000 by Mike Redell vs. Youngstown St., 1/8/05 (10-10)
 Rebounds: 22 by John Neale vs. Central State, 1/12/70;
 22 by Harvey Smith vs. Alliance, 1/27/68;
 22 by Harvey Smith at Muskingum, 1/22/68
 Assists: 15 by Jim Les at Louisville, 2/25/82
 Steals: 7 by Mike Sweeney vs. Niagara, 1/6/79
 Blocks: 6 by Anton Grady vs. Rio Grande, 11/15/11

SEASON

Minutes Played: 994 by Rob Edwards, 2015-16
 Average Minutes: 32.9 by Jim Les, 1981-82
 Games Played: 37 by Jeremy Montgomery, 2008-09
 Games Started: ... 30 by Rob Edwards, 2015-16
 30 by Shawn Hood, 1983-84
 Points: 467 by Franklin Edwards, 1977-78
 Scoring Avg.: 19.1 by Weldon Kytile, 1961-62
 FGA: 416 by Franklin Edwards, 1977-78
 FGM: 190 by Franklin Edwards, 1977-78
 FG Pct.: .527 by Ken McFadden, 1985-86 (177-236)
 3FGA: 223 by Rashad Williams, 2018-19 (91-223)
 3FGM: 91 by Rashad Williams, 2018-19 (91-223)
 3FG Pct.: .461 by Frenchy Tomlin, 1987-88 (35-76)
 FTA: 139 by J'Nathan Bullock, 2005-06
 FTM: 99 by Ken McFadden, 1985-86
 FT Pct.: 804 by Bryn Forbes, 2012-13 (74-92)
 Rebounds: 287 by Weldon Kytile, 1961-62
 Rebound Avg.: 15.5 by Harvey Smith, 1967-68
 Assists: 159 by Jim Les, 1981-82
 Steals: 61 by Kenny Robertson, 1986-87;
 61 by Shawn Hood, 1983-84
 Blocks: 51 by Darren Tillis, 1978-79

Sophomore Records

GAME

Minutes: ..56 by Jim Les at Kent State, 12/4/82
 Points: ... 41 by Ken McFadden vs. UIC, 1/31/87
 FGA: 29 by Ken McFadden vs. UIC, 1/31/87
 FGM: 15 done three times, last by
 Franklin Edwards at Youngstown State, 3/1/79
 FG Pct.:933 by John Neale vs. Indiana (PA),
 12/5/70 (14-15)
 3FGA: 13 by Raheem Moss vs. Loyola, 2/23/05;
 13 by Percell Coles at Detroit, 3/1/03;
 13 by James Madison at Michigan, 11/19/97
 3FGM: 9 by Percell Coles at Duquesne, 11/27/02
 3FG Pct.: .857 by Raheem Moss vs. Clarion, 12/2/04 (6-7)
 FTA: 21 by Mike Campbell vs. Buffalo State, 12/30/67

FTM: 19 by Mike Campbell vs. Buffalo State, 12/30/67
 FT Pct.: 1.000 by Clinton Ransey vs. Akron,
 2/4/85 (16-16)
 Rebounds: 27 by Weldon Kytile at Fredonia, 2/23/64
 Assists: 12 by Walt Chavis vs. UW-Green Bay, 1/2/03;
 12 by Jim Les vs. Denison, 11/27/82
 Steals: 8 by Kenny Robertson vs. Western Illinois, 1/16/88;
 8 by Ken McFadden vs. Canisius, 12/28/86
 Blocks: 7 by Gale Drummervs. Wichita State, 12/29/72

SEASON

Minutes Played: .1,213 by Norris Cole, 2008-09
 Average Minutes: 36.2 by Franklin Edwards, 1978-79
 Games Played: 37 by Norris Cole, 2008-09
 Games Started: 37 by Norris Cole, 2008-09
 Points: 708 by Ken McFadden, 1986-87
 Scoring Avg.: 21.5 by Ken McFadden, 1986-87
 FGA: 505 by Ken McFadden, 1986-87
 FGM: 259 by Ken McFadden, 1986-87
 FG Pct.: .555 by Darren Tillis, 1979-80 (127-229)
 3FGA: 191 by James Madison, 1997-98
 3FGM: 81 by Bryn Forbes, 2013-14
 3FG Pct.: 441 by Greg Allen, 1989-90 (41-93)
 FTA: 222 by Ken McFadden, 1986-87
 FTM: 177 by Ken McFadden, 1986-87
 FT Pct.: .851 by Jeremy Montgomery, 2009-10 (80-94)
 Rebounds: 333 by Weldon Kytile, 1962-63
 Rebound Avg.: .18.5 by Weldon Kytile, 1962-63
 Assists: 162 by Tyree Appleby, 2018-19
 Steals: 90 by Kenny Robertson, 1987-88
 Blocks: 64 by Tahric Gosley, 2000-01

Junior Records

GAME

Minutes: 54 by Juan Hill vs. Kent State, 12/23/93
 Points: 39 by J'Nathan Bullock vs. Green Bay, 2/11/08;
 39 by Franklin Edwards at Florida State, 2/18/80
 FGA: 31 by Wilbur Starks vs. Ohio, 1/23/74
 FGM: 18 by Wilbur Starks at Ball State, 1/19/74
 FG Pct.: 1.000 by Brian Parker vs. Eastern Illinois,
 1/30/89 (12-12)
 3FGA: 16 by Percell Coles vs. North Carolina, 11/29/03
 3FGM: 9 by Trey Lewis vs. Mt. Vernon Nazarene, 12/15/15
 3FG Pct.: 875 by Jamaal Harris vs.
 UW-Green Bay, 1/25/01 (7-8)
 FTA: ... 19 done twice, last by Omari Westley at
 Florida A&M, 11/25/03
 FTM: 16 by Franklin Edwards vs. Pittsburgh, 1/23/80
 FT Pct.: 1.000 by Charlie Lee at Oakland, 2/6/14 (11-11)
 1.000 by Norris Cole vs. Florida A&M, 11/18/09 (13-13);
 1.000 by J'Nathan Bullock at South Florida, 11/9/07 (13-13)
 Rebounds: 30 by Weldon Kytile vs. Malone, 2/13/64
 Assists: 15 by Chuck Spieles vs. Youngstown St., 2/13/74
 Steals: 12 by Kenny Robertson vs. Wagner, 12/3/88
 Blocks: 7 by Pape Badiane vs. Butler, 2/24/03;
 7 by Brian Parker vs. Slippery Rock, 11/26/88

SEASON

Minutes Played: 1,195 by Trevon Harmon, 2010-11
 Average Minutes: 37.2 by Franklin Edwards, 1979-80
 Games Played: 36 by Trevon Harmon, 2010-11;
 36 by Jeremy Montgomery & Aaron Pogue, 2010-11
 Games Started: 36 by Trevon Harmon, 2010-11;
 36 by Jeremy Montgomery & Aaron Pogue, 2010-11
 Points: 637 by Franklin Edwards, 1979-80

Scoring Avg.: 25.5 by Franklin Edwards, 1979-80
 FGA: 486 by Franklin Edwards, 1979-80
 FGM: 255 by Dave Kyle, 1975-76
 FG Pct.: .664 by Brian Parker, 1988-89 (168-253)
 3FGA: 227 by Trey Lewis, 2014-15
 3FGM: 96 by Trey Lewis, 2014-15
 3FG Pct.: .460 by Tim Kamczyc, 2011-12 (29-63)
 FTA: 233 by Ken McFadden, 1987-88
 FTM: 177 by Ken McFadden, 1987-88
 FT Pct.:904 by Charlie Lee, 2013-14 (85-94)
 Rebounds: 333 by Weldon Kytile, 1963-64
 Rebound Avg.: .17.5 by Weldon Kytile, 1963-64
 Assists: 177 by Ken McFadden, 1987-88
 Steals: 111 by Kenny Robertson, 1988-89
 Blocks: 57 by Pape Badiane, 2002-03

Senior Records

GAME

Minutes: 47 by Raheem Moss at Central Mich., 12/17/06
 Points: 49 by Franklin Edwards at Xavier, 2/25/81
 FGA: 30 by Franklin Edwards at Xavier, 2/25/81
 FGM: 18 by Franklin Edwards at Xavier, 2/25/81
 FG Pct.: .900 by Andre Battle vs. Valparaiso, 2/23/80 (9-10)
 3FGA: 15 by Norris Cole at Old Dominion, 2/20/11
 3FGM: 8 by Norris Cole at Old Dominion, 2/20/11
 3FG Pct.: 1.000 by Dontell Highsmith at Oakland, 2/2/19 (5-5)
 FTA: 22 by Gale Drummer vs. Ball State, 1/18/75
 FTM: ... 15 by Norris Cole at Green Bay, 12/2/10
 FT Pct.: 1.000 by Steve Givens vs. Western Illinois,
 1/14/91 (10-10);
 1.000 by Franklin Edwards at Ohio St., 11/29/80 (10-10)
 Rebounds: 26 by Weldon Kytile vs. Thiel, 2/6/65
 Assists: 16 by Ken McFadden vs. N. Iowa, 2/18/89
 Steals: 8 by Craig Caldwell at Wright State, 2/19/95
 Blocks: 5 done seven times, last by Omari Westley
 vs. Wright State, 1/29/05

SEASON

Minutes Played: 1,285 by Norris Cole, 2010-11
 Avg. Minutes: 37.4 by Franklin Edwards, 1980-81
 Games Played: 37 by J'Nathan Bullock,
 Cedric Jackson, Chris Moore & George Tandy, 2008-09
 Games Started: 37 by J'Nathan Bullock, 2008-09;
 37 by Cedric Jackson, 2008-09;
 37 by Chris Moore, 2008-09
 Points: 780 by Norris Cole, 2010-11
 Scoring Avg.: 24.6 by Franklin Edwards, 1980-81
 FGA: 572 by Norris Cole, 2010-11
 FGM: 265 by Franklin Edwards, 1980-81
 FG Pct.: .657 by Brian Parker (155/236), 1989-90
 3FGA: 221 by Jermaine Robinson, 2003-04
 3FGM: 71 by Trey Harmon, 2011-12
 3FG Pct.: .416 by Craig Caldwell, 1994-95 (42-101)
 FTA: 266 by Norris Cole, 2010-11
 FTM: 227 by Norris Cole, 2010-11
 FT Pct.: .882 by Franklin Edwards, 1980-81 (134-152)
 Rebounds: 346 by Darren Tillis, 1981-82
 Rebound Avg.: .15.2 by Weldon Kytile, 1964-65
 Assists: 199 by Cedric Jackson, 2008-09
 Steals: 112 by Cedric Jackson, 2008-09
 Blocks: 50 by Darren Tillis, 1981-82

Year-By-Year CSU Team Statistics

Year	G	FG-FGA Pct.	3FG-3FGAPct.	FT-FTA Pct.	Reb	Avg.Margin	Assists	TO	Steals	Blocks	Points	Avg.	
2022-23	35	958-2110.454	178-580.307	418-614.681	1242	35.5	-0.1	465	406	242	119	2512	71.8
2021-22	31	853-1783.478	197-602.327	433-645.671	1093	35.3	+2.6	513	420	268	105	2336	75.4
2020-21	27	701-1558.450	172-535.321	340-507.671	935	34.6	-0.8	371	350	187	69	1914	70.9
2019-20	32	738-1772.416	120-408.294	457-688.664	1,120	35.0	-1.1	379	487	246	84	2,053	64.2
2018-19	31	799-1834.436	303-820.370	399-585.682	1,094	35.3	-3.7	460	411	174	97	2,300	74.2
2017-18	35	853-1,965.434	294-863.341	402-572.703	1,063	30.4	-7.6	456	458	231	90	2,402	68.6
2016-17	31	745-1,838.405	219-709.309	374-541.691	1,024	33.0	-4.2	327	405	221	94	2,083	67.2
2015-16	32	704-1,746.403	174-536.325	365-538.678	1,062	33.2	-1.8	327	459	196	87	1,947	60.8
2014-15	34	826-1,820.454	247-646.382	395-576.686	1,105	32.5	+1.1	454	408	266	112	2,296	67.5
2013-14	33	837-1,786.469	240-594.404	496-659.753	1,119	33.9	+1.9	469	414	200	113	2,410	73.0
2012-13	32	733-1,734.423	206-601.343	379-535.708	1,002	31.3	-1.5	389	452	233	95	2,051	64.1
2011-12	33	804-1,798.447	217-599.362	352-496.710	1,067	32.3	+0.5	451	458	279	110	2,177	66.0
2010-11	36	859-1,980.434	237-695.341	601-822.731	1,214	33.7	-1.2	427	412	269	99	2,556	71.0
2009-10	33	796-1,802.442	214-614.349	477-637.749	975	29.5	-4.4	431	405	293	61	2,283	69.2
2008-09	37	882-2,043.432	180-578.311	511-729.701	1,267	34.2	+0.4	512	454	320	118	2,455	66.4
2007-08	34	813-1,853.439	152-503.302	503-717.702	1,180	34.7	+3.1	416	477	254	116	2,281	67.1
2006-07	31	689-1,752.393	198-648.306	398-558.713	1,026	33.1	-3.5	360	420	231	125	1,974	63.7
2005-06	28	646-1,610.401	156-473.330	355-547.649	995	35.5	-2.1	366	451	230	82	1,803	64.4
2004-05	26	610-1,438.424	177-522.321	375-540.694	871	33.5	-0.4	376	430	204	50	1,772	68.2
2003-04	29	650-1,592.408	158-511.309	411-636.646	1,042	35.9	-0.5	334	534	199	117	1,871	64.5
2002-03	30	687-1,540.446	177-477.371	418-634.659	943	31.4	-3.4	406	517	212	132	1,969	65.6
2001-02	28	666-1,497.445	147-450.327	384-596.644	988	35.3	-0.9	316	454	220	128	1,863	66.5
2000-01	32	727-1,717.422	196-531.369	546-795.687	1,185	37.0	+3.1	324	488	210	130	2,192	68.5
1999-00	30	793-1,828.434	172-495.347	508-731.695	1,122	37.4	+2.1	358	488	265	83	2,266	75.5
1998-99	28	696-1,554.448	137-411.333	449-697.644	1,038	37.1	+4.2	364	499	240	83	1,978	70.6
1997-98	27	595-1,490.399	130-391.332	423-645.656	998	37.0	+1.8	277	502	204	87	1,743	64.6
1996-97	28	603-1,488.405	157-454.346	448-680.659	921	32.9	-2.7	344	468	220	67	1,811	64.7
1995-96	26	566-1,393.406	120-386.311	335-507.661	836	32.2	-3.6	287	447	140	49	1,587	61.0
1994-95	27	734-1,651.445	98-294.333	426-655.650	1,050	38.9	-3.6	407	447	242	91	1,992	73.8
1993-94	29	769-1,791.429	106-352.301	445-694.641	1,183	40.8	+1.4	408	523	215	78	2,089	72.0
1992-93	28	760-1,605.474	151-399.378	467-690.677	1,027	36.7	+0.4	464	440	184	87	2,138	76.4
1991-92	29	733-1,655.443	149-373.399	425-621.684	1,028	35.4	-0.5	401	472	200	87	2,040	70.3
1990-91	28	778-1,606.484	83-240.346	367-565.650	989	35.3	+2.4	442	433	149	73	2,006	71.6
1989-90	28	877-1,788.490	127-343.370	447-691.647	1,107	39.5	+5.2	474	469	226	66	2,328	83.1
1988-89	28	937-1,878.499	99-270.367	432-698.612	1,124	40.1	+4.1	496	452	317	78	2,405	85.9
1987-88	30	953-1,967.484	106-245.433	508-819.620	1,222	40.7	+6.0	466	520	376	75	2,520	84.0
1986-87	33	1023-2,143.477	48-116.414	661-944.700	1,246	37.8	+1.8	380	534	473	76	2,755	83.5
1985-86	33	1156-2,209.523		622-921.675	1,268	38.4	+7.4	555	452	436	61	2,934	88.9
1984-85	29	902-1,818.496		560-816.686	1,055	36.4	+4.5	386	411	300	67	2,364	81.5
1983-84	30	845-1,727.489		517-745.694	990	33.0	+1.5	441	474	322	75	2,207	73.6
1982-83	28	797-1,739.458		375-554.667	1,077	38.4	-1.8	420	489	190	87	1,973	70.5
1981-82	27	827-1,658.499		378-566.668	1,097	40.6	+5.3	486		217	100	2,032	75.3
1980-81	27	882-1,721.512		327-471.694	1,035	38.3	+2.0	358		183	86	2,091	77.4
1979-80	26	874-1,704.513		367-507.724	1,021	39.3	+2.1	433		214	107	2,115	81.3
1978-79	25	772-1,528.505		338-491.688	886	35.4	+0.2	385		193	86	1,882	75.3
1977-78	25	698-1,475.473		374-570.656	840	33.6		360		110	34	1,770	70.8
1976-77	27	812-1,739.467		323-493.665	1,031	38.2	+0.8	373				1,947	72.1
1975-76	25	729-1,671.436		255-381.669	935	37.4	-3.1	327				1,710	68.4
1974-75	24	773-1,622.477		226-352.642	981	40.9	-1.1	329				1,772	73.8
1973-74	26	784-1,765.444		314-449.699	840	32.3	-6.9	333				1,882	72.4
1972-73	23	696-1,649.422		267-413.646	1,079	46.9	-2.4	310				1,659	72.1
1971-72	26	733-1,835.399		400-636.632	1,267	48.7	-5.0	168				1,866	71.8
1970-71	25	728-1,639.430		404-615.657	1,135	45.4	-7.6					1,860	74.4
1969-70	26	716-1,759.407		370-553.669	1,195	46.0	-3.4					1,802	69.3
1968-69	15	659-1,529.431		386-583.622	1,175	45.2						1,704	65.5
1967-68	11	572-1,436.398		408-631.647	1,073	48.8						1,552	70.5

2025-26 VIKINGS | HISTORY & RECORDS

Scoring

Season	Player	GP	FG	-FGA	Pct	3FG	-FGA	Pct.	FT	-FTA	Pct	Pts	Avg
2022-23	Tristan Enaruna	35	213	-413	.516	10	-53	.189	109	-158	.690	545	15.6
2021-22	D'Moi Hodge	31	174	-360	.483	61	-181	.337	71	-94	.755	480	15.5
2020-21	Torrey Patton	27	148	-320	.463	30	-104	.288	70	-107	.654	396	14.7
2019-20	Algevon Eichelberger	29	159	-343	.464	5	-18	.278	98	-157	.624	421	14.5
2018-19	Tyree Appleby	29	147	-350	.420	74	-190	.389	131	-168	.780	499	17.2
2017-18	Kenny Carpenter	34	177	-372	.476	57	-161	.354	41	-58	.707	452	13.3
2016-17	Rob Edwards	31	167	-404	.413	63	-178	.354	114	-149	.765	511	16.5
2015-16	Rob Edwards	32	130	-331	.393	49	-124	.395	89	-119	.748	398	12.4
2014-15	Trey Lewis	34	186	-417	.446	96	-227	.423	87	-115	.757	555	16.3
2013-14	Bryn Forbes	32	154	-355	.434	81	-191	.424	109	-132	.826	498	15.6
2012-13	Bryn Forbes	32	136	-314	.433	61	-157	.389	74	-92	.804	407	12.7
2011-12	Trey Harmon	32	141	-343	.411	71	-189	.376	50	-60	.833	403	12.6
2010-11	Norris Cole	36	251	-572	.439	51	-149	.342	227	-266	.853	780	21.3
2009-10	Norris Cole	33	185	-428	.432	38	-111	.342	131	-164	.799	539	16.3
2008-09	J'Nathan Bullock	37	192	-455	.422	36	-117	.308	142	-193	.736	562	15.2
2007-08	J'Nathan Bullock	34	165	-365	.453	25	-77	.325	147	-190	.774	502	14.8
2006-07	J'Nathan Bullock	31	143	-344	.416	11	-44	.250	122	-163	.748	419	13.5
2005-06	J'Nathan Bullock	28	117	-266	.440	0	-0	—	83	-139	.597	317	11.3
2004-05	Omari Westley	23	130	-259	.502	6	-32	.188	127	-192	.661	393	17.1
2003-04	Jermaine Robinson	29	182	-477	.382	63	-221	.285	141	-217	.650	568	19.6
2002-03	Modibo Niakate	26	95	-217	.438	48	-108	.444	71	-93	.763	309	11.9
2001-02	Jamaal Harris	28	142	-341	.416	58	-163	.356	93	-132	.705	435	15.5
2000-01	Theo Dixon	32	192	-474	.405	70	-184	.380	123	-155	.794	577	18.0
1999-00	Damon Stringer	30	195	-447	.436	70	-188	.372	113	-134	.843	573	19.1
1998-99	James Madison	28	146	-337	.433	61	-176	.347	67	-82	.817	420	15.0
1997-98	James Madison	27	145	-365	.397	68	-191	.356	56	-64	.875	412	15.3
1996-97	Malcolm Sims	28	129	-323	.399	41	-102	.402	97	-144	.674	396	14.1
1995-96	Eric Nichelson	26	104	-216	.481	0	-2	.000	90	-113	.796	298	11.5
1994-95	Jamal Jackson	27	167	-366	.456	6	-26	.231	102	-140	.729	442	16.4
1993-94	Sam Mitchell	27	184	-363	.507	3	-21	.143	84	-130	.646	455	16.9
1992-93	Sam Mitchell	27	168	-311	.540	12	-25	.480	106	-181	.586	454	16.8
1991-92	Anthony Reed	29	140	-353	.397	42	-129	.326	62	-85	.729	384	13.2
1990-91	Mike Wawrzyniak	28	141	-301	.468	26	-69	.377	71	-109	.651	379	13.5
1989-90	Brian Parker	26	155	-236	.657	0	0	—	119	-174	.684	429	16.5
1988-89	Ken McFadden	21	159	-343	.464	18	-47	.383	144	-176	.818	480	22.9
1987-88	Ken McFadden	30	205	-455	.451	28	-67	.418	177	-233	.760	615	20.5
1986-87	Ken McFadden	33	259	-505	.513	13	-35	.371	177	-222	.797	708	21.5
1985-86	Clinton Smith	33	226	-400	.565	0	-0	—	81	-123	.659	533	16.2
1984-85	Clinton Ransley	29	190	-356	.534	0	-0	—	155	-197	.787	535	18.4
1983-84	Dave Youdath	30	133	-243	.547	0	-0	—	145	-184	.788	411	13.7
1982-83	Dave Youdath	28	181	-329	.550	1	-1	1.000	103	-143	.720	466	16.6
1981-82	Darren Tillis	27	204	-388	.526				60	-98	.612	468	17.3
1980-81	Franklin Edwards	27	256	-503	.509				134	-152	.882	664	24.6
1979-80	Franklin Edwards	25	253	-486	.521				131	-153	.856	637	25.5
1978-79	Franklin Edwards	25	198	-402	.493				71	-93	.763	467	18.7
1977-78	Franklin Edwards	25	190	-416	.457				87	-122	.713	467	18.7
1976-77	Dave Kyle	27	174	-340	.512				79	-125	.632	427	15.8
1975-76	Dave Kyle	25	255	-469	.544				103	-147	.701	613	24.5
1974-75	Wilbur Starks	24	199	-387	.514				30	-39	.769	428	17.8
1973-74	Wilbur Starks	19	124	-272	.456				28	-41	.683	276	14.5
1972-73	Gale Drummer	23	190	-367	.518				46	-70	.657	426	18.5
1971-72	Dan Lee	26	146	-353	.414				127	-185	.686	419	16.1
1970-71	Sam Thomas	25	159	-360	.442				46	-77	.597	364	14.6
1969-70	LaMoyné Porter	26	154	-353	.436				76	-95	.800	384	14.8
1968-69	Mike Campbell	26	126	-284	.444				108	-146	.740	360	13.8
1967-68	Mike Campbell	22	111	-258	.430				125	-166	.753	347	15.8
1966-67	Don Ross	21	154	-381	.404				75	-112	.670	383	18.2
1965-66	Denny Lenk	18	113	-258	.438				64	-88	.727	290	16.1
1964-65	Weldon Kytle	19	148	-347	.427				74	-101	.733	370	19.5
1963-64	Weldon Kytle	19	165	-377	.438				53	-77	.688	383	20.2
1962-63	Weldon Kytle	18	120	-301	.399				52	-92	.565	292	16.2
1961-62	Weldon Kytle	19	153	-352	.435				57	-84	.679	363	19.1
1960-61	Tony Fedor	19	135	-329	.410				84	-133	.632	354	18.6
1959-60	Tony Fedor	19	132	-339	.389				71	-111	.640	335	17.6
1958-59	Bob Dulskis	19	134						47	-99	.475	315	16.6
1957-58	Bob Dulskis	19	112	-308	.364				46	-92	.500	270	14.2
1956-57	N/A												
1955-56	John Harper	18										250	13.9
1954-55	Dick Sutch	17	78						55	-70	.786	211	12.4
1953-54	Fred Infield	19										321	16.9

Rebounds

Season	Player	GP	Reb	Avg
2022-23	Tristan Enaruna	35	229	6.5
2021-22	Deante Johnson	31	211	6.8
2020-21	Torrey Paton	27	217	8.0
2019-20	Algevon Eichelberger	29	185	6.4
2018-19	Jaalam Hill	28	172	6.1
2017-18	Anthony Wright	28	162	5.8
2016-17	Demonte Flannigan	27	150	5.6
2015-16	Vinny Zollo	29	164	5.7
2014-15	Anton Grady	34	268	7.9
2013-14	Anton Grady	31	211	6.8
2012-13	Marlin Mason	32	170	5.3
2011-12	Anton Grady	33	212	6.4
2010-11	Aaron Pogue	36	221	6.1
2009-10	D'Aundray Brown	32	180	5.6
2008-09	J'Nathan Bullock	37	261	7.1
2007-08	J'Nathan Bullock	34	226	6.6
2006-07	J'Nathan Bullock	31	202	6.5
2005-06	Patrick Tatham	28	168	6.0
2004-05	Omari Westley	23	191	8.1
2003-04	Omari Westley	28	241	8.6
2002-03	Tharic Gosley	30	188	6.3
2001-02	Theo Dixon	28	169	6.0
2000-01	Kevin Ross	30	192	6.4
1999-00	Kevin Ross	30	170	5.7
1998-99	Theo Dixon	28	161	5.8
1997-98	Michael Bowens	27	157	5.8
1996-97	Michael Bowens	28	165	5.9
1995-96	Derrick Zeigler	26	161	6.2
1994-95	Jamal Jackson	27	220	8.1
1993-94	Juan Hill	29	241	8.3
1992-93	Sam Mitchell	27	215	8.0
1991-92	Juan Hill	29	169	5.8
1990-91	Steve Givens	28	237	8.5
1989-90	Steve Givens	28	221	7.9
1988-89	Warren Bradley	28	287	10.3
1987-88	Eric Mudd	30	288	9.6
1986-87	Warren Bradley	33	292	8.8
1985-86	Eric Mudd	33	274	8.3
1984-85	Eric Mudd	28	183	6.5
1983-84	Dave Youdath	30	232	7.7
1982-83	Dave Youdath	28	231	8.3
1981-82	Darren Tillis	27	346	12.8
1980-81	Darren Tillis	27	309	11.4
1979-80	Darren Tillis	26	217	8.3
1978-79	Darren Tillis	25	173	6.9
1977-78	Robert Carman	25	157	6.3
1976-77	Dave Kyle	27	294	10.9
1975-76	Dave Kyle	25	325	13.0
1974-75	Gale Drummer	24	274	11.4
1973-74	Pat Lyons	26	141	5.4
1972-73	Gale Drummer	23	273	11.9
1971-72	Dan Lee	26	274	10.5
1970-71	Matt Taylor	24	191	8.0
1969-70	John Neale	25	278	11.1
1968-69	Sam Thomas	23	221	9.6
1967-68	Harvey Smith	17	263	15.5
1966-67	Denny Lenk	21	264	12.6
1965-66	Denny Lenk	18	243	13.5
1964-65	Weldon Kytle	19	288	15.2
1963-64	Weldon Kytle	19	333	17.5
1962-63	Weldon Kytle	18	333	18.5
1961-62	Weldon Kytle	19	287	15.1
1960-61	Ernie Kremling	19	189	9.9
1959-60	Gary Bohn	19	123	6.5
1958-59	Bob Dulskis	19	181	9.5
1957-58	Bob Dulskis	19	173	9.1

Field Goal Pct.

Season	Player	FG -FGA	Pct
2022-23	Deante Johnson	98 -177	.554
2021-22	Deante Johnson	79 -129	.612
2020-21	Deante Johnson	61 -103	.592
2019-20	Tre Gomillion	194 -202	.465
2018-19	Jaalam Hill	139 -235	.591
2017-18	Anthony Wright	85 -173	.491
2016-17	Demonte Flannigan	126 -272	.463
2015-16	Demonte Flannigan	142 -293	.485
2014-15	Marlin Mason	97 -198	.490
2013-14	Sebastian Douglas	89 -145	.614
2012-13	Devon Long	75 -122	.615
2011-12	Tim Kamczyc	117 -200	.585
2010-11	Aaron Pogue	111 -215	.516
2009-10	D'Aundray Brown	111 -215	.516
2008-09	Norris Cole	187 -413	.453
2007-08	J'Nathan Bullock	165 -364	.453
2006-07	J'Nathan Bullock	143 -344	.416
2005-06	Ije Nwankwo	74 -161	.460
2004-05	Omari Westley	130 -259	.502
2003-04	Omari Westley	142 -296	.480
2002-03	Pape Badiane	72 -135	.533
2001-02	Jamaal Harris	142 -341	.416
2000-01	Theo Dixon	192 -474	.405
1999-00	Damon Stringer	195 -447	.436
1998-99	James Madison	146 -337	.433
1997-98	James Madison	145 -365	.397
1996-97	James Madison	120 -287	.418
1995-96	Eric Nichelson	104 -216	.481
1994-95	Jamal Jackson	167 -366	.456
1993-94	Sam Mitchell	184 -363	.507
1992-93	Sam Mitchell	168 -311	.540
1991-92	Gravelle Craig	133 -277	.480
1990-91	Steve Givens	148 -265	.558
1989-90	Brian Parker	155 -236	.657
1988-89	Brian Parker	168 -253	.664
1987-88	Eric Mudd	227 -399	.569
1986-87	Ken McFadden	259 -505	.513
1985-86	Clinton Smith	226 -400	.565
1984-85	Clinton Ransey	190 -356	.534
1983-84	Clinton Ransey	159 -341	.466
1982-83	Dave Youdath	181 -329	.550
1981-82	Dave Youdath	133 -244	.545
1980-81	Darren Tillis	200 -352	.568
1979-80	Darren Tillis	127 -229	.555
1978-79	Franklin Edwards	198 -402	.493
1977-78	Greg Cobb	171 -346	.494
1976-77	Dave Kyle	174 -340	.512
1975-76	Dave Kyle	255 -469	.544
1974-75	Wilbur Starks	199 -387	.514
1973-74	Wilbur Starks	124 -272	.456
1972-73	Gale Drummer	190 -367	.518
1971-72	John Major	137 -305	.449
1970-71	Sam Thomas	159 -360	.442
1969-70	John Neale	125 -272	.460
1968-69	Mike Campbell	126 -284	.444
1967-68	Dave Warren	115 -251	.458
1966-67	Don Ross	154 -381	.404
1965-66	Dennis Lenk	113 -258	.438
1964-65	Weldon Kytle	148 -347	.426
1963-64	Dennis Lenk	103 -215	.479
1962-63	Dennis Turkall	115 -275	.418
1961-62	Weldon Kytle	153 -352	.435
1960-61	Tony Fedor	135 -329	.410
1959-60	Tony Fedor	132 -339	.389
1958-59	Bob Dulskis	134 -339	.395
1957-58	John Harper	92 -228	.404

Free Throw Pct.

Season	Player	FT -FTA	Pct
2022-23	Deante Johnson	71 -102	.696
2021-22	D'Moi Hodge	71 -94	.755
2020-21	Craig Beaudion	57 -74	.770
2019-20	Craig Beaudion	71 -93	.763
2018-19	Tyree Appleby	131 -168	.780
2017-18	Stefan Kenic	72 -91	.791
2016-17	Rob Edwards	114 -149	.765
2015-16	Rob Edwards	89 -119	.748
2014-15	Charlie Lee	69 -79	.873
2013-14	Charlie Lee	85 -94	.904
2012-13	Charlie Lee	76 -88	.864
2011-12	Trey Harmon	50 -60	.833
2010-11	Norris Cole	227 -266	.853
2009-10	Jeremy Montgomery	80 -94	.851
2008-09	Norris Cole	78 -97	.804
2007-08	J'Nathan Bullock	147 -190	.774
2006-07	Joe Davis	51 -66	.773
2005-06	Ije Nwankwo	71 -102	.696
2004-05	Mike Redell	47 -61	.770
2003-04	Omari Westley	124 -175	.709
2002-03	Modibo Niakate	71 -93	.763
2001-02	Theo Dixon	107 -139	.770
2000-01	Theo Dixon	123 -155	.794
1999-00	Damon Stringer	113 -134	.843
1998-99	James Madison	67 -82	.817
1997-98	James Madison	54 -64	.844
1996-97	Eric Nichelson	79 -106	.745
1995-96	Eric Nichelson	90 -113	.796
1994-95	Jamal Jackson	102 -140	.729
1993-94	Craig Caldwell	65 -77	.844
1992-93	Craig Caldwell	59 -70	.843
1991-92	Craig Caldwell	70 -89	.787
1990-91	Steve Givens	73 -102	.716
1989-90	Steve Givens	104 -144	.722
1988-89	Ken McFadden	144 -176	.818
1987-88	Ken McFadden	177 -233	.760
1986-87	Ken McFadden	177 -222	.797
1985-86	Ken McFadden	99 -130	.762
1984-85	Clinton Ransey	155 -197	.787
1983-84	Dave Youdath	145 -184	.788
1982-83	Dave Youdath	103 -143	.720
1981-82	Mike Sweeney	52 -66	.788
1980-81	Franklin Edwards	134 -152	.882
1979-80	Franklin Edwards	131 -153	.856
1978-79	Greg Cobb	66 -79	.835
1977-78	Greg Cobb	92 -108	.852
1976-77	Dave Kyle	79 -125	.632
1975-76	Dave Kyle	103 -147	.701
1974-75	Gale Drummer	49 -86	.570
1973-74	Chuck Spieles	52 -70	.743
1972-73	Pat Lyons	51 -74	.689
1971-72	Mike Guilfoyle	71 -96	.740
1970-71	Bruce Hagins	91 -111	.820
1969-70	LaMoyne Porter	76 -95	.800
1968-69	Mike Campbell	108 -146	.740
1967-68	Dave Warren	52 -68	.765
1966-67	Dennis Lenk	62 -87	.713
1965-66	Dave Warren	62 -79	.785
1964-65	Dennis Lenk	73 -99	.737
1963-64	Dan O'Shaughnessy	35 -49	.714
1962-63	Dennis Turkall	38 -49	.776
1961-62	Weldon Kytle	57 -84	.679
1960-61	Tony Fedor	84 -133	.632
1959-60	Dick Sutch	105 -150	.700
1958-59	Frank Mignoli	58 -90	.644
1957-58	Frank Mignoli	49 -68	.711
1956-57	N/A		
1955-56	Dennis Behrman	44 -62	.710
1954-55	Dick Sutch	55 -70	.785

3-Point FG Pct.

Season	Player	3FG -3FGA	Pct
2022-23	Drew Lowder	57 -170	.335
2021-22	D'Moi Hodge	61 -181	.337
2020-21	Alec Oglesby	26 -60	.433
2019-20	Torrey Patton	25 -59	.424
2018-19	Rashad Williams	91 -223	.408
2017-18	Bobby Word	84 -215	.391
2016-17	Rob Edwards	63 -178	.354
2015-16	Rob Edwards	49 -124	.395
2014-15	Charlie Lee	59 -124	.476
2013-14	Charlie Lee	42 -97	.433
2012-13	Charlie Lee	55 -138	.399
2011-12	Tim Kamczyc	29 -63	.460
2010-11	Tim Kamczyc	33 -80	.413
2009-10	Jeremy Montgomery	69 -171	.404
2008-09	Norris Cole	40 -131	.305
2007-08	Cedric Jackson	46 -118	.390
2006-07	Carlos English	28 -73	.384
2005-06	Raheem Moss	56 -148	.378
2004-05	Raheem Moss	63 -158	.399
2003-04	Perdell Coles	42 -101	.416
2002-03	Modibo Niakate	48 -108	.444
2001-02	Jamaal Harris	58 -163	.355
2000-01	Jamaal Harris	69 -181	.381
1999-00	Damon Stringer	70 -188	.372
1998-99	James Madison	61 -176	.347
1997-98	James Madison	68 -191	.356
1996-97	Malcolm Sims	41 -102	.402
1995-96	Joe Rey	24 -68	.353
1994-95	Craig Caldwell	42 -101	.416
1993-94	Malcolm Sims	28 -70	.400
1992-93	Anthony Reed	54 -132	.409
1991-92	Greg Allen	57 -125	.456
1990-91	Anthony Reed	47 -127	.370
1989-90	Greg Allen	41 -93	.441
1988-89	William Stanley	49 -116	.422
1987-88	Frenchy Tomlin	35 -76	.461
1986-87	Clinton Ransey	13 -25	.520

Assists

Season	Player	GP	Assists	Avg
2022-23	Deshon Parker	35	144	4.1
2021-22	Torrey Patton	30	103	3.4
2020-21	Craig Beaudion	27	90	3.3
2019-20	Craig Beaudion	24	83	3.5
2018-19	Tyree Appleby	29	162	5.6
2017-18	Tyree Appleby	34	135	4.0
2016-17	Kasheem Thomas	31	102	3.3
2015-16	Andre Yates	30	63	2.1
2014-15	Charlie Lee	27	108	4.0
2013-14	Charlie Lee	30	123	4.1
2012-13	Charlie Lee	32	153	4.8
2011-12	Jeremy Montgomery	33	1013.1	
2010-11	Norris Cole	36	191	5.3
2009-10	Norris Cole	33	146	4.4
2008-09	Cedric Jackson	37	199	5.4
2007-08	Cedric Jackson	34	168	4.9
2006-07	Carlos English	18	74	4.1
2005-06	Carlos English	28	130	4.6
2004-05	Walt Chavis	26	110	4.2
2003-04	Walt Chavis	20	74	3.7
2002-03	Walt Chavis	28	137	4.9
2001-02	Jermaine Robinson	28	82	2.9
2000-01	Jermaine Robinson	29	82	2.8
1999-00	Damon Stringer	30	108	3.6
1998-99	Melvin McKey	27	91	3.4
1997-98	James Madison	27	61	2.3
1996-97	Malcolm Sims	28	107	3.8
1995-96	Joe Rey	26	65	2.5
1994-95	Craig Caldwell	26	129	5.0
1993-94	Craig Caldwell	27	122	4.5
1992-93	Gravelle Craig	28	167	6.0
1991-92	Gravelle Craig	29	160	5.5
1990-91	Gravelle Craig	20	98	4.9
1989-90	Kenny Robertson	28	149	5.3
1988-89	Ken McFadden	21	146	7.0
1987-88	Ken McFadden	30	177	5.9
1986-87	Eddie Bryant	33	100	3.0
1985-86	Eddie Bryant	33	146	4.4
1984-85	Shawn Hood	29	111	3.8
1983-84	Shawn Hood	30	129	4.3
1982-83	Lee Reed	28	114	4.1
1981-82	Jim Les	27	159	5.9
1980-81	Frank Edwards	27	142	5.3
1979-80	Frank Edwards	25	117	4.7
1978-79	Frank Edwards	25	119	4.8
1977-78	Ron Harris	24	97	4.0
1976-77	Ron Harris	27	136	5.0
1975-76	Joe Guilfoyle	25	72	2.9
1974-75	Jeff Solomon	24	91	3.8
1973-74	Chuck Spieles	26	93	3.6

Blocks

Season	Player	GP	Blocks	Avg
2022-23	Deante Johnson	35	44	1.2
2021-22	Deante Johnson	31	40	1.3
2020-21	Deante Johnson	27	35	1.3
2019-20	Algevon Eichelberger	29	27	0.9
2018-19	Jaalam Hill	28	32	1.1
2017-18	Evan Clayborne	24	16	0.7
2016-17	Demonte Flannigan	27	20	0.7
2015-16	Demonte Flannigan	30	28	0.9
2014-15	Anton Grady	34	47	1.4
2013-14	Marlin Mason	33	34	1.0
2012-13	Marlin Mason	32	31	1.0
2011-12	Anton Grady	33	45	1.4
2010-11	Charlie Woods	30	29	1.0
2009-10	Aaron Pogue	33	17	0.5
2008-09	Chris Moore	37	37	1.0
2007-08	George Tandy	33	40	1.2
2006-07	Kevin Francis	18	25	1.4
2005-06	Ije Nwankwo	20	15	0.8
2004-05	Omar Westley	23	25	1.1
2003-04	Pape Badiane	18	47	2.6
2002-03	Pape Badiane	30	57	1.9
2001-02	Tahric Gosley	28	34	1.2
2000-01	Tahric Gosley	32	64	2.0
1999-00	Tahric Gosley	30	33	1.1
1998-99	JoVonn Jefferson	25	34	1.4
1997-98	JoVonn Jefferson	24	21	0.9
1996-97	Michael Bowens	28	20	0.7
1995-96	Eric Nichelson	26	14	0.5
1994-95	Gary Meeks	26	22	0.8
1993-94	Sam Mitchell	27	40	1.5
1992-93	Shawn Fergus	28	33	1.2
1991-92	Walter Evans	28	29	1.0
1990-91	Shawn Fergus	28	36	1.3
1989-90	Shawn Fergus	27	24	0.9
1988-89	Brian Parker	28	23	0.8
1987-88	Warren Bradley	30	15	0.5
	Ray Foster	30	15	0.5
1986-87	Warren Bradley	33	19	0.6
1985-86	Bob Crawford	33	25	0.8
1984-85	Bob Crawford	21	19	0.9
1983-84	Dave Youdath	30	16	0.5
1982-83	Dave Youdath	28	23	0.8
1981-82	Darren Tillis	27	50	1.9
1980-81	Darren Tillis	27	48	1.8
1979-80	Darren Tillis	26	48	1.8
1978-79	Darren Tillis	25	51	2.0
1977-78	Bob Carman	25	12	0.5
	1953-54 Fred Infield	61-100	.610	
	1949-50 Jack Shaughnessy	99-133	.744	

Steals

Season	Player	GP	Steals	Avg
2022-23	Tae Williams	35	494	
2021-22	D'Moi Hodge	31	682	
2020-21	D'Moi Hodge	26	457	
2019-20	Craig Beaudion	24	42	1.8
2018-19	Tyree Appleby	29	42	1.4
2017-18	Tyree Appleby	34	44	1.3
2016-17	Rob Edwards	31	41	1.3
2015-16	Rob Edwards	32	37	1.2
2014-15	Anton Grady	34	51	1.5
2013-14	Charlie Lee	30	44	1.5
2012-13	Sebastian Douglas	31	38	1.2
	Charlie Lee	32	38	1.2
2011-12	D'Aundray Brown	26	66	2.5
2010-11	Norris Cole	36	80	2.2
2009-10	D'Aundray Brown	32	81	2.5
2008-09	Cedric Jackson	37	112	3.0
2007-08	Cedric Jackson	34	88	2.6
2006-07	Patrick Tatham	31	43	1.4
2005-06	Carlos English	28	48	1.7
2004-05	Walt Chavis	26	53	2.0
2003-04	Walt Chavis	20	34	1.7
2002-03	Walt Chavis	28	47	1.7
2001-02	Theo Dixon	28	45	1.6
2000-01	Jamaal Harris	32	42	1.3
1999-00	Damon Stringer	30	53	1.8
1998-99	James Madison	28	46	1.6
1997-98	Michael Bowens	27	30	1.1
1996-97	Malcolm Sims	28	45	1.6
1995-96	Derrick Zeigler	26	27	1.0
1994-95	Craig Caldwell	26	42	1.6
1993-94	Craig Caldwell	27	43	1.6
1992-93	Gravelle Craig	28	44	1.6
1991-92	Gravelle Craig	29	52	1.8
1990-91	Gravelle Craig	20	27	1.4
	Steve Givens	28	27	1.0
1989-90	Kenny Robertson	28	79	2.8
1988-89	Kenny Robertson	28	111	4.0
1987-88	Kenny Robertson	30	90	3.0
1986-87	Ken McFadden	33	83	2.5
1985-86	Clinton Ransy	33	67	2.0
1984-85	Shawn Hood	29	60	2.1
1983-84	Shawn Hood	30	61	2.0
1982-83	Steve Corbin	26	41	1.6
1981-82	Mike Sweeney	22	66	3.0
1980-81	Franklin Edwards	27	63	2.3
1979-80	Franklin Edwards	25	51	2.0
1978-79	Franklin Edwards	25	35	1.4

All-America Roster

J'Nathan Bullock...2008—Honorable mention, Mid-Major All-America, CollegeHoops.net.; 2009—First team Mid-Major All-America, CollegeHoops.net.

Norris Cole... 2011 — Honorable mention, AP. Second Team Mid-Major All-America CollegeHoops.net & College Basketball News. Lute Olson All-America Team from CollegeInsider.com.

Craig Caldwell... 1994—Honorable mention, Basketball Weekly.

Gravelle Craig... 1993—Honorable mention, Basketball Weekly.

Franklin Edwards... 1980 — Honorable mention, The Sporting News, Basketball Weekly; 1981—Honorable mention, The Sporting News, Basketball Weekly.

Bryn Forbes... 2013—Mid-Major Freshman All-America, CollegeInsider.com

Cedric Jackson... 2009—Honorable mention, Mid-Major All-America, CollegeHoops.net.

Dave Kyle... 1976—First team, Citizen's Savings Athletic Foundation; special mention, The Sporting News.

Pat Lyons... 1973 — First team, Academic All-America (selected by CoSIDA).

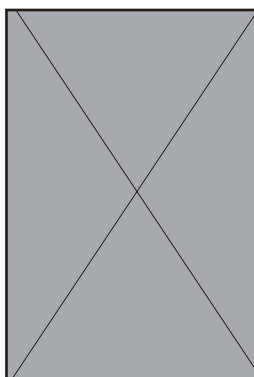
Ken McFadden... 1986—Fifth team, Basketball Weekly; 1987—Honorable mention, The Sporting News; 1988—Honorable mention, The Sporting News; 1989—Honorable mention, The Sporting News.

Sam Mitchell... 1993—Honorable mention, Basketball Times; 1994—Honorable mention, Basketball Times.

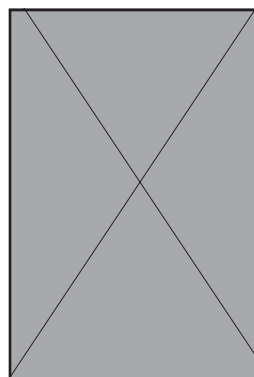
Clinton Ransey... 1984—Honorable mention freshman, Basketball Weekly; 1985—Honorable mention, AP & The Sporting News; 1986—Honorable mention, AP & The Sporting News.

Clinton Smith... 1985 — Honorable mention, AP.

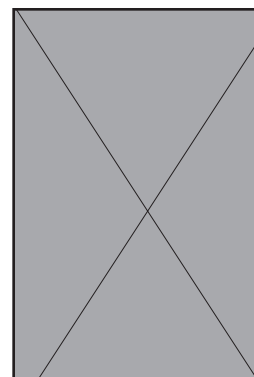
Darren Tillis... 1981 — Honorable mention, Converse; 1982 — First team, First Interstate Bank.



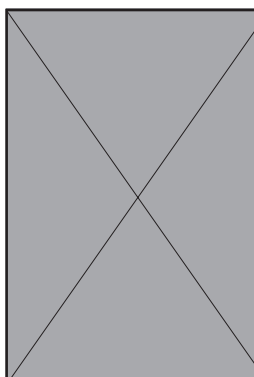
J'Nathan Bullock



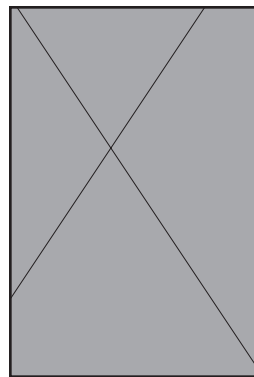
Norris Cole



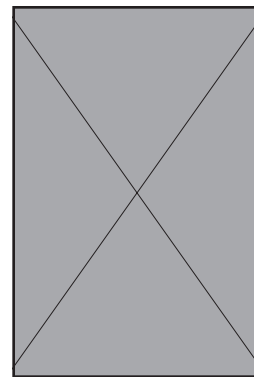
Craig Caldwell



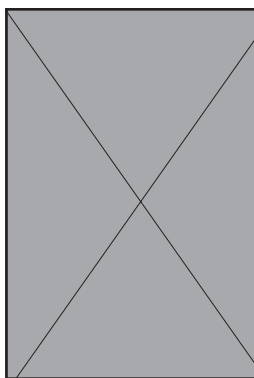
Gravelle Craig



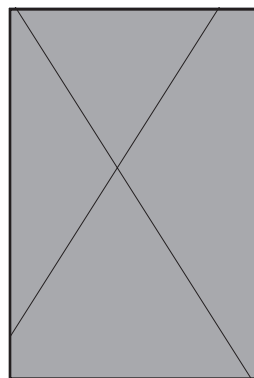
Cedric Jackson



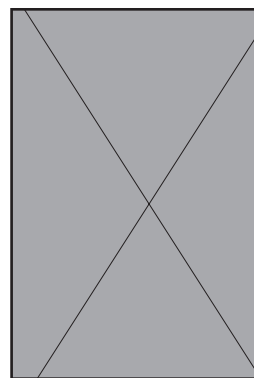
Dave Kyle



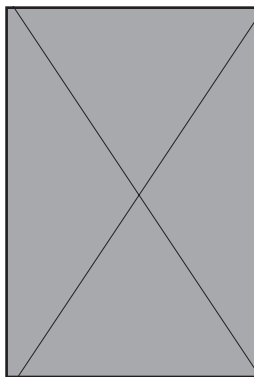
Pat Lyons



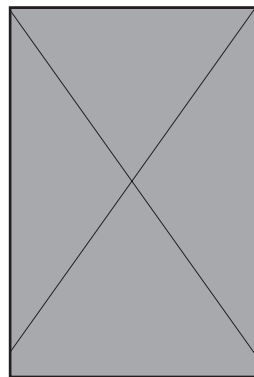
Ken McFadden



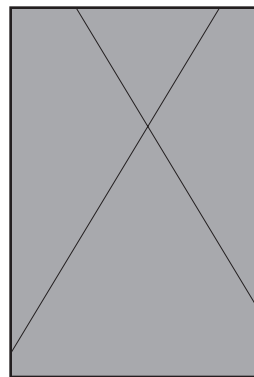
Sam Mitchell



Clinton Ransey



Clinton Smith



Darren Tillis

Vikings in the NBA

Name	Years	Team
D'Moi Hodge	2023-24	Los Angeles Lakers
Norris Cole	2012-14	Miami
	2014-16	New Orleans
Franklin Edwards	1981-84	Philadelphia
	1984-86	Los Angeles Clippers
	1986-90	Sacramento
Cedric Jackson	2009-10	Cleveland, Washington San Antonio
Clinton Smith	1986-87	Golden State
	1990-91	Washington
Darren Tillis	1982-83	Boston
	1982-83	Cleveland



Vikings in the NBA Draft

Year	Name	Rd (Overall)	Team
1965	Weldon Kytle	11 (87)	St. Louis
1975	Ted Hathaway	3 (45)	Cleveland
1977	Dave Kyle	7 (142)	Boston
1978	Dave Kyle	6 (124)	Milwaukee
1981	Franklin Edwards	1 (22)	Philadelphia
1981	Paul Roba	9 (187)	Cleveland
1982	Darren Tillis	1 (23)	Boston
1986	Jim Les	3 (7)	Atlanta
1986	Clinton Smith	4 (98)	Golden State
1986	Dave Colbert	5 (116)	Boston
2011	Norris Cole	1 (28)	Chicago (Traded to Minnesota, traded to Miami)

All-Time Letterwinners

A
 Ailes, Richard 1943-46
 Akins, Don 1989-90
 Allen, Derek 1991-92
 Allen, Greg 1989-90-92-93
 Anderson, Harry 1958
 Anderson, Kevin 2010
 Appleby, Tyree, 2018-19
 Arnett, Carter 1998-99
 Arnett, Dylan 2023
 Arthur, Larry 1973-74-75-76
 Asher, Ed 1947
 Ashmus, Richard 1941
 Aufmuth, Eugene 1934
 Avis, Dan 1947-48-49-50
 Ayers, Frank 1975

B
 Badiane, Pape 2001-02-03-04
 Balliett, Paul 1939
 Barber, Doug 2005
 Baron, Henry 1951-52
 Barrett, David 1999-00
 Bartel, Bill 1965
 Barthol, Herb 1989
 Battle, Andre 1977-78-79-80
 Beadle, John 1952-54
 Beaudion, Craig 2020-21-22
 Bednar, Joe 1966
 Behrman, Dennis 1956-57-58
 Belter, Steve 1993
 Bent, John 1933-34
 Bessai, Herb 1938-39
 Blackman, Tom 1967
 Blount, Jibri, 2016-17
 Boczkiewicz, Dale 1964
 Bohn, Gary 1960-61-62
 Bolden, Larry 1994
 Boone, George 1932-33-34
 Borckardt, Bob 1963-64-65
 Bowens, Michael 1997-98
 Bowie, Steve 1998-99
 Bracken, Terry 1965
 Bradley, Warren 1985-87-88-89
 Bragg, Tom 1984
 Brewster, Gary 1997-98
 Broadaway, Charles 1958
 Brooks, Keldrick 1998
 Brown, D'Aundray 2008-09-10-12
 Bryant, Donovan 1960
 Bryant, Eddie 1984-85-86-87
 Bullock, J'Nathan 2006-07-08-09
 Bunce, Bill 1938-39-40
 Burge, Jonathan 2003

C
 Caldwell, Craig 1992-93-94-95
 Calhoun, Jerrod 2002-03

Campbell, Mike 1968-69-70
 Carman, Robert 1977-78-79
 Carpenter, Kenny 2015-16-17-18
 Case, Donald 1939
 Chavis, Walt 2002-03-04-05
 Christian, Shawn, 2018
 Clayborne, Evan, 2017-18
 Cobb, Greg 1977-78-79
 Colbert, Dave 1982-83
 Cole, Norris 2008-09-10-11
 Coles, Percell 2002-03-04
 Conkle, Ray 1947-50
 Connaughton, Mike 1976
 Connors, Bill 1939
 Cooper, Don 1971
 Corbin, Steve 1984-85-86
 Crabtree, Elmer 1930
 Craig, Gravelle 1991-92-93
 Crawford, Bob 1985-86
 Carwford, Tristan 2007
 Croom, Larry 1975-76-77
 Crumble, Ricardo 1999-00
 Cunnann, Howard 1931-32-33-34
 Cunningham, Jared 2010

D
 Dadas, Al 1967-68-69
 Dame, Charles 1931
 Dames, Christopher 1997
 Dauda, Ismaila, 2014
 Davis, George 1938-39-40
 Davis, Joe 2007-08
 Dellinger, Matt 1993-94
 DeStephanis, John 1970
 Dixon, Herb 1988
 Dixon, Theo 1998-99-01-02
 Donia, Frank 1943
 Donia, Phil 1943
 Douglas, Sebastian 2012-13-14
 Drake, Jason 2023
 Dronzek, David 1972-73-74
 Drummer, Gale 1973-75
 Dulskis, Bob 1956-58-59
 Dunkle, Henry 1947-50
 Duszynski, Greg 1980-81-82
 Dysert, Harry 1947-48-49

E
 Edwards, Franklin 1978-79-80-81
 Edwards, Rob, 2016-17
 Eichelberger, Algevon, 2019-20-21-22
 Enaruna, Tristan 2023
 English, Carlos 2006-07
 Eppinger, Daitwan, 2009
 Eskandari, Aria 2020-21-22
 Evans, Bill 1982
 Evans, Walter 1992-93

F
 Fedor, Anthony 1958-59-60-61
 Fergus, Shawn 1990-91-92-93
 Ferrato, Blaise 1950-51
 Ferreira, Hugo 2020-21
 Fields, Khyler 2015
 Fields, Renard 2006-07-08-09
 Finstuen, Broc 2022
 Flannigan, Demonte, 2014-15-16-17
 Forbes, Bryn, 2013-14
 Ford, Mickey 1943
 Foster, Ray 1988
 Foti, Tom 1937-38
 Francis, Kevin 2007-08
 Frankenhauser, Joe 1951-52-53
 Friedman, Allan 1948
 Frost, Howard 1953-54-55-56
 Furlong, Jim 1968

G
 Gannon, Mark 1991-92-93
 Gansey, Steve 2005-06
 Gapinski, George 1942
 Gardner, Malcomb 1975-76
 Geniusz, Ken 1960-61-63
 Gholson, Ed 1976
 Gidich, Dave 1970-71
 Giesz, Mike 1940
 Givens, Steve 1989-90-91
 Golston, Keith 1976
 Gomillion, Tre 2020-21-22
 Gosley, Tahric 2000-01-02-03
 Gottschalk, Vern 1933
 Gower, Wilbert 1946
 Grady, Anton 2012-14-15
 Gray, Bob 1964
 Green, Sebron 1992
 Greene, Joe 1970-72
 Greene, Chris 2020-21
 Guilfoyle, Joe 1975-76
 Guilfoyle, Mike 1969-70-71-72

H
 Hagins, Bruce 1969-70-71
 Hairston, Jamarcus, 2017-18
 Hale, Harry 1935
 Hales, Terrell 2015-16-17-18
 Halfast, Charles 1960
 Haniewicz, Adam 1964-65-66
 Harmon, Trevon 2009-10-11-12
 Harper, John 1955-56-57-58
 Harper, Maurice 1990
 Harris, Jon, 2014
 Harris, Ronald 1977-78-79-80
 Harris, Jamaal 1999-00-01-02
 Hartnett, Dick 1954
 Hasbargen, Tim 2015-16-17
 Hathaway, Ted 1975

Hausler, Keith 1971
 Henderson, Justin 2005-06
 Henderson, Myron 1932
 Hendricks, Joe 1966
 Henke, Allen 1943
 Heymann, Fred 1932
 Hickman, Dick 1952-54
 Highsmith, Dontel, 2018-19
 Hill, Charles 1972
 Hill, Jaalam 2019-20
 Hill, Juan 1992-93-94-95
 Hill, Yahel 2020-21-22
 Hocevar, Brian 1996
 Hodge, D'Moi 2021-22
 Hood, Shawn 1984-85-86-87
 Hooper, Robert 1994
 Howell, Derrick 1984
 Hrdlicka, Ed 1935-36-37-38
 Hubbard, Carlos 1990

I
 Infield, Fred 1953-54-55-56
 Ingram, Darwyn 1987-88
 Ivory, Josh 2013

J
 Jacklitch, Dave 1949-50-51
 Jack, Nathanael 2022
 Jackson, Anthony 1998-99-00-01
 Jackson, Cedric 2008-09
 Jackson, Jamal 1995
 James, Lance 2010
 Jamieson, Alex 1935-36-37
 Janssen, Jonathan, 2016
 Jefferson, JoVonn 1998-99
 Jewell, Curtis 1977
 Johnson, Deante 2019-20-21-22-23
 Johnson, John 1988
 Johnson, Ken 1954-55
 Johnson, Leo 1966-67-68
 Johnson, Ray 1942
 Johnson, Sonny 1999-00
 Jones, Al 1934-35-36-37
 Jones, Don 1947-48-49-50
 Jones, James 1980-82
 Jordan, Henry 1969

K
 Kaczor, Ken 1962
 Kamczyc, Tim 2010-11-12-13
 Kappos, George 1951-52
 Keane, Kaza, 2015
 Kenic, Stefan, 2018-19
 Kincaid, Tom 1979-80-81
 King, Lionel 1981-82-83-84
 Kingwood, Tyrone 1985
 Kline, Carl 1943
 Klug, Harol 1935

2025-26 VIKINGS | HISTORY & RECORDS

Kolomoisky, Greg 2019
 Koneval, George 1961-62-63
 Kormos, John 1953
 Koski, Frank 1939-40-41
 Kostohryz, Jeff 1979-81
 Koundoul, Amadou 2004-05
 Kovach, John 1962-64
 Kovarik, Dan 1971-72
 Kremling, Ernie 1961-62-63
 Kunc, Fred 1952-53
 Kuntz, Dave 1975
 Kurz, Karl 1954-55-57-58
 Kyle, Dave 1975-76-77
 Kytile, Weldon 1962-63-64-65

L

Lacey, Homer 1989
 Lally, Martin 1946
 Lambert, Lewis 1991
 Lampe, Tim 1983
 Latas, Joe 2009-10-11
 Lawson, James 1972
 Lee, Charlie 2012-13-14-15
 Lee, Dan 1972-73
 Lenk, Dennis 1964-65-66-67
 Lenk, Jerry 1960-64
 Les, Jim 1982
 Levitt, Daniel, 2016-17
 Lewis, Robert 1996
 Lewis, Trey, 2014-15
 Lineberger, Kevin 1969-70-71
 Lockhart, Greg 1987
 Lomomba, Junior 2013
 Long Devon 2011-12-13-14
 Loving, Charles 1976-77
 Lowder, Drew 2023
 Lowe, Herbert 1975
 Lucak, Robert 1959
 Lunt, Jeff 1982
 Lyons, Pat 1973-74

M

Maddock, William 1934
 Madison, James 1997-98-99-00
 Majak, Mabor 2021-22
 Major, John 1971-72-73-74
 Malloy, Steve 1988-89
 Mason, Marlin 2012-13-14-15
 Maxwell, Nelson, 2016-17
 McCarthy, Warner 1939
 McCormack, Ed 1960
 McCoy, Josh 2010-11
 McFadden, Ken 1986-87-88-89
 McFerron, John 1940
 McGee, Frashon 2005-06
 McGrew, Marvin 1991-92
 McKey, Melvin 1998-99
 McManamon, Kevin 1969
 McRoy, Elwyn 1996-97
 Medema, Melvin 1934
 Meeks, Gary 1995
 Middleton, Cole 2022-23
 Mignoli, Frank 1956-57-58-59
 Mikula, Len 1966
 Miller, Troy 1991
 Millner, Seth 2019
 Milota, Richard 1942
 Mirambeaux, Anderson 2022
 Mitchell, Sam 1993-94
 Monile, Al 1955
 Montgomery, Jeremy 2009-10-11-12
 Moore, Chris 2008-09
 Moore, David 1993-94
 Morris, Victor 2004-05-06-07
 Moss, Raheem 2005-06-07
 Mostowy, Dick 1963-64-65-66
 Moyer, Edward 1943
 Mudd, Eric 1984-85-86-88
 Murphy, Luke 2004-06-07

N

Ndaye, Ludovic 2011-12-13-14
 Neal, Roger 1949-50
 Neale, John 1970-71
 Niakate, Modibo 2003-05
 Nichelson, Eric 1993-95-96-97
 Nwamu, Ike 2012
 Nwankwo, Ije 2006

O

O'Brien, Mike 1964
 O'Connell, Bob 1955-56
 Okonski, Ed 1936-37-38
 Okonski, Ted 1930-31-32
 Okonski, Walter 1930-31-32
 Oglesby, Alec 2020
 O'Shaughnessy, Dan 1962-63-64

P

Parker, Brian 1989-90
 Parker, Deshon 2022-23
 Parmalee, George 1930
 Pass, Richard 1981
 Patton, Torrey 2020-21-22
 Pavlas, Jerry 1969-70
 Payne, David, 2018-19
 Payne, Paxton 2023
 Pearl, Ed 1930-31-32
 Pellegatti, Art 1941-42
 Pellizzari, Pete 1974-75-76-77
 Penn Jr., Franklyn 2020-21
 Peoples, Ray 1930
 Perrin, Jamel 1991
 Pfaff, Eugene 1941
 Pittman, Stan 1984
 Plain, Alan 1959-62
 Plunkard, Ken 1966
 Pogue, Aaron 2010-11-12
 Pohm, Art 1947-48-49-50
 Popovic, Aleksa 2019
 Popp, Steve 1955
 Porcello, Jim 1941-42
 Porter, Desmond 1988-89-90-91
 Porter, LaMoyné 1970-71
 Potoma, Tyrese 2020
 Potter, Harold 1930
 Price, JaMir 2023
 Pryor, Ramar 2023
 Pugh, William 1939-40

Q

Quirk, Stanley 1976-78-79

R

Rabb, John 2003
 Raby, Mike 1988
 Rader, Rick 1982-84
 Rahas, Dean 1996-97
 Ransley, Clinton 1984-85-86-87
 Redell, Mike 2005
 Reed, Anthony 1991-92-93
 Reed, Lee 1980-81-82-83
 Reinker, Martin 1938-39
 Repts, Ed 1930
 Reusser, Carl 1933
 Rey, Joe 1994-95-96
 Reynolds, Tyler 2002
 Richards, Vince 1983-84-85-86
 Risberg, Richard 1946
 Ritzema, Pete 2002-03-04
 Roba, Paul 1978-79-80-81
 Roberson, Carl 1978-79-80-82
 Roberson, Keith 1995-96
 Robertson, Ken 1987-88-89-90
 Robinson, Chase 2023
 Robinson, Corey 1996
 Robinson, Jermaine 2001-02-03-04
 Rodgers, Bruce 1976
 Rodriguez, Alberto 1973
 Rogers, Jeron, 2016

Rogers, Joe 2001-02
 Rose, Scott 1977-78-79-80
 Rosnack, Rick 1980-81-82
 Ross, Don 1967
 Ross, James 1952-53
 Ross, Kevin 2000-01
 Russell, Bahaadar 2006-07

S

Sahle, Clifford 1930
 Salters, Ray 1986-87
 Sanchez, Jeremy 2020-21-22
 Scales, Aaron 2013-15-16
 Schaefer, Joe 1975
 Schenck, Paul 1948-49
 Schiele, Eric 2008
 Schlappal, Robert 1947
 Schultz, Richard 1974
 Schutz, Dave 1983
 Sepsenwol, Esidore 1935-36
 Shaughnessy, Jack 1948-49-50
 Shockey, Thurston 1931-32-33-34
 Sims, Malcolm 1994-95-97
 Skoutaris, Leo 1996-97-98-99
 Skulina, Len 1955
 Skupski, Joe 1974-75
 Sloan, Derek 2015-16-17-18
 Smith, Clinton 1985-86
 Smith, Harvey 1968-69
 Smith, Robert 1939-40-41
 Soldathos, Gus 1933-34
 Solomon, Jeff 1975
 Solowiw, Val 1970
 Speece, Virgil 1930-31
 Spieles, Chuck 1973-74-75
 Stanley, William 1988-89-90
 Starks, Sanchez 2004
 Starks, Wilbur 1973-74-75
 Staten, Ralph 1931-32-33-34
 Steinke, Tom 1965
 Sternberg, Ben 2021-22
 Stewart, Paul 1986
 Stringer, Damon 2000
 Strong, Hersey 1987-88
 Stupp, George 1946
 Sutch, Dick 1955-60
 Sweeney, Marty 1986
 Sweeney, Mike 1979-80-81-82
 Szabo, Julius 1933-35-36

T

Tabar, Karl 1951
 Talmadge, Eric 1977
 Tandy, George 2008-09
 Tatham, Patrick 2004-05-06-07
 Taylor, Doc 2000-01
 Taylor, Matt 1969-71-72-73
 Teglo, Dick 1952
 Terry, Demetrius, 2020-21
 Thomas, Kasheem, 2017-18-19-20
 Thomas, Sam 1969-71
 Tiber, Dave 1949-50-51
 Tillis, Darren 1979-80-81-82
 Timmons, Ed 1959
 Tomich, John 1946
 Tomlin, Frenchy 1988
 Trice, Eddie 1970-71
 Turkall, Dennis 1961-62-63-64
 Tyree, Sherman 1961

U

Utley, Lonacy 199

V

Van Syckle, Lynn 1946-47-48-49
 Vechey, Ted 1938
 Veira, Raphael, 2014
 Vinyard, Derrick 1989-90
 Vlosich, Greg 2004-05-07
 Vuyanch, Pat 1986-87

W

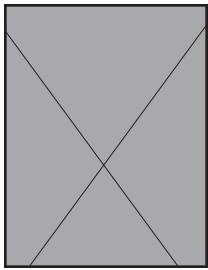
Walker, Dibaji 2019
 Warren, Dave 1966-67-68-69
 Waters, Walt 2004
 Watson, Breyon 2007-08
 Wawrzyniak, Michael 1991
 Way, John 1941
 Weaver, Nick 2008
 Weimer, Davis 1942-43
 Welch, Reggie 1993-94
 Wells, Anthony 2010-11
 Westley, Omari 2004-05
 Wheeler, John 1982
 Will, Karl 1947-48-49
 Williams, Andre' 2001-02-03
 Williams, Jalen 2020
 Williams, Rashad 2019
 Williams, Tae 2023
 Williams, Willie 1967
 Winbush, Ron 1970
 Wise, Don 1941-42-43
 Wisniewski, Dan 1989-90
 Womack, Elgin 1985-86-87
 Woods, Charlie 2010-11
 Woodrich, Jayson 2021-22-23
 Word, Bobby, 2017-18
 Wright, Anthony, 2017-18
 Wujcik, Jerry 1970

Y

Yates, Andre, 2015-16
 Yontz, Don 1956-57-58-59
 Yoshino, Kenneth 1951-52-53
 Yost, Harold 1953-54-55
 Youdath, Dave 1981-82-83-84

Z

Zderko, Michael 1946
 Zdesar, Ben 1937
 Zeigler, Derrick 1994-95-96-97
 Zollo, Vinny 2015-16



J'Nathan Bullock

Horizon League Honors

First Team

J'Nathan Bullock, 2008, 2009
 Norris Cole, 2010, 2011
 Theo Dixon, 2001
 Anton Grady, 2015
 Trey Lewis, 2015
 Damon Stringer, 2000
 Torrey Patton, 2021
 D'Moi Hodge, 2022
 Tristan Enaruna, 2023

Second Team

Tyree Appleby, 2019
 Theo Dixon, 2002
 Trey Harmon, 2012
 Rob Edwards, 2017
 Bryn Forbes, 2014
 Cedric Jackson, 2008, 2009
 Jamal Jackson, 1995
 James Madison, 1998, 1999
 Malcolm Sims, 1997
 Omari Westley, 2005
 Torrey Patton, 2022

Third Team

Algevon Eichelberger, 2020
 Tre Gomillion, 2022

All-Defensive Team

Pape Badiane, 2003
 D'Aundray Brown, 2010, 2012
 Walt Chavis, 2005
 Norris Cole, 2011
 Tahric Gosley, 2001
 Anton Grady, 2015
 Trey Harmon, 2012
 Cedric Jackson, 2008, 2009
 Charlie Lee, 2015
 Derrick Zeigler, 1997
 Tre Gomillion, 2021, 2022
 Deante Johnson, 2021, 2022, 2023
 D'Moi Hodge, 2022
 Deshon Parker, 2023

All-Newcomer Team

Tyree Appleby, 2018
 Theo Dixon, 1998
 Rob Edwards, 2016
 Bryn Forbes, 2013
 Anton Grady, 2012
 Cedric Jackson, 2008
 Jamal Jackson, 1995
 James Madison, 1997
 Raheem Moss, 2005
 Modibo Niakate, 2003
 Damon Stringer, 2000
 Omari Westley, 2004
 Rashad Williams, 2019

Player of the Year
 Norris Cole, 2011

Newcomer of the Year

Bryn Forbes, 2013
 Damon Stringer, 2000

Defensive Player of the Year

Norris Cole, 2011
 Cedric Jackson, 2009

Sixth Man of the Year

Jon Harris, 2014
 Coach of the Year
 Dennis Gates, 2020 (Co-Coach)
 Gary Waters, 2008

All-Decade Team

Norris Cole (2011-19)

Player of the Week

2021-22 D'Moi Hodge (Dec. 20)
 2020-21 D'Moi Hodge (Dec. 21)
 2019-20 Torrey Patton (Jan. 6)
 2018-19 Tyree Appleby (Dec. 10)
 2014-15 Trey Lewis (Jan. 19 & Jan. 26)
 2013-14 Charlie Lee (Feb. 10)
 2011-12 D'Aundray Brown (Nov. 14)
 Trey Harmon (Dec. 12)
 2010-11 Norris Cole (Nov. 15, Dec. 6,
 Jan. 25, Feb. 14 & 21)
 2009-10 Norris Cole (Jan. 25)
 Trevon Harmon (Feb. 8)
 2008-09 J'Nathan Bullock (Dec. 1 & 22)
 & Norris Cole (Feb. 16)
 2007-08 Cedric Jackson (Nov. 19 & Feb. 25)
 2005-06 Ije Nwankow (Jan. 23)
 2004-05 Modibo Niakate (Nov. 29)
 Omari Westley (Jan. 17)
 2003-04 Omari Westley (Dec. 1)
 2001-02 Theo Dixon (Feb. 4)
 2000-01 Theo Dixon (Nov. 20, Dec.
 11 & Jan. 8)
 1999-00 Damon Stringer (Jan. 10 & 31)
 James Madison (Feb. 7)
 1998-99 Theo Dixon (Nov. 16 & Feb. 15)
 1996-97 Malcolm Sims (Nov. 25 & Feb. 8)
 1995-96 Derrick Ziegler (Nov. 26)

Newcomer/Freshman of the Week

2019-20 Hugo Ferreira (Feb. 24)
 2018-19 Rashad Williams (Dec. 17, Jan. 28)
 2017-18 Tyree Appleby (12/4, 12/11, 1/15, 2/5)
 2015-16 Rob Edwards (11/30, 12/21, 2/29)
 2012-13 Bryn Forbes (Dec. 3 & Jan. 14)

AMCU/ Mid-Continent Honors

First Team

Gravelle Craig, 1993
 Steve Givens, 1991
 Ken McFadden, 1987, 1988, 1989
 Sam Mitchell, 1993
 Eric Mudd, 1988
 Clinton Ransey, 1985, 1986, 1987
 Clinton Smith, 1985, 1986
 Dave Youdath, 1984

Second Team

Gravelle Craig, 1992
 Ken McFadden, 1986
 Sam Mitchell, 1994
 Eric Mudd, 1986
 Brian Parker, 1989, 1990
 Anthony Reed, 1993
 Kenny Robertson, 1990
 Dave Youdath, 1983

All-Newcomer Team

Craig Caldwell, 1992
 Bob Crawford, 1985
 Ken McFadden, 1986
 Sam Mitchell, 1993
 Brian Parker, 1989
 Clinton Ransey, 1984
 Anthony Reed, 1991
 Clinton Smith, 1985
 William Stanley, 1988
 Mike Wawrzyniak, 1991

Newcomer of the Year

Clinton Smith, 1985
 Sam Mitchell, 1993

Player of the Year

Ken McFadden, 1988

Coach of the Year


Mike Boyd, 1993
 Kevin Mackey, 1985, 1986

All-Tournament Team

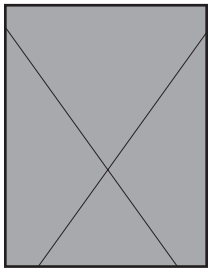
Ken McFadden, 1986, 1987
 Clinton Smith, 1986, 1987

All-Decade Team

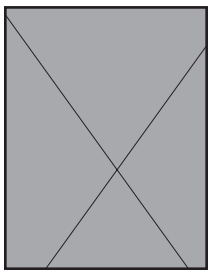
(Selected in 1992)
 Ken McFadden (1985-89)
 Clinton Ransey (1983-87)



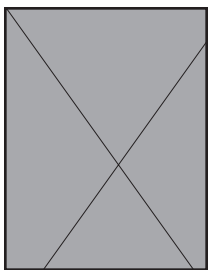
Norris Cole



Theo Dixon



James Madison



Ken McFadden

2025-26 VIKINGS | HISTORY & RECORDS

22 Wooster.....37 -115 A
 28 Clarion.....52 -78 A
 29 Buffalo State.....80 -104 A
 F 8 Hiram.....79 -83 H
 11 Cedarville.....77 -73 A
 12 Ohio Northern.....65 -96 A
 16 Allegheny.....82 -94 H
 26 Slippery Rock.....72 -102 H

1955-56 Won 3, Lost 15
 Coach—George Rung
 D 1 Western Reserve..60 -82 A
 3 Kenyon.....55 -81 WR
 6 Mount Union.....54 -109 A
 9 Case Tech.....61 -79 CL
 13 Oberlin.....68 -91 A
 12 Cedarville.....74 -72 WR
 J 6 Clarion.....69 -79 WR
 7 Ashland.....71 -96 A
 12 John Carroll.....62 -119 A
 14 Grove City.....63 -87 A
 17 Hiram.....57 -62 CL
 24 Ohio Northern.....81 -68 CL
 27 Wooster.....83 -76 CL
 F 4 Allegheny.....61 -68 A
 11 Western Reserve..76 -88 WR
 14 Hiram.....67 -79 WR
 17 Buffalo State.....76 -83 A
 25 Slippery Rock.....61 -95 A

1956-57 Won 3, Lost 15
 Coach—George Rung
 D 1 Kenyon.....70 -88 A
 4 Case Tech.....65 -66 A
 8 Allegheny.....74 -68 H
 10 Oberlin.....55 -75 A
 17 Western Reserve..59 -78 A
 J 11 Buffalo State.....60 -90 A
 12 Clarion.....43 -76 A
 14 John Carroll.....65 -70 A
 16 Mount Union.....48 -69 A
 19 Wash. & Jefferson 49 -78 A
 29 Hiram.....57 -78 H
 F 1 Cedarville.....73 -62 A
 2 Ohio Northern.....61 -74 A
 8 Hiram.....61 -68 A
 9 Western Reserve..60 -73 H
 13 Grove City.....64 -82 H
 16 Edinboro.....81 -68 H
 23 Slippery Rock.....73 -95 H

1957-58 Won 6, Lost 13
 Coach—George Rung
 D 3 Case Tech.....50 -65 A
 7 Kenyon.....45 -70 H
 13 Allegheny.....74 -64 A
 16 Western Reserve..55 -56 H
 J 7 Oberlin.....61 -47 A
 11 Buffalo State.....55 -59 H
 13 John Carroll.....72 -91 A
 18 Wash. & Jefferson 55 -79 H
 21 Clarion.....67 -59 H
 25 Hiram.....77 -67 A
 31 Ohio Northern.....77 -76 H
 F 1 Cedarville.....67 -68 H
 6 Case Tech.....63 -74 H
 8 Western Reserve..78 -72 A
 11 Hiram.....58 -62 H
 15 Edinboro.....61 -74 A
 19 Mount Union.....71 -82 H
 27 Grove City.....95 -104 A
 M 1 Thiel.....82 -78 H

1958-59 Won 7, Lost 12
 Coach—Bill Gallagher
 D 2 Clarion.....53 -55 H
 6 Kenyon.....40T 45 -42 A
 7 Clarion.....51 -54 A
 9 Western Reserve..41 -58 H
 J 9 Hiram.....51 -56 A
 14 Malone.....67 -56 H
 27 Oberlin.....66 -64 A
 30 Cedarville.....69 -90 A
 31 Ohio Northern.....47 -68 A
 F 7 Grove City.....45 -58 H
 10 Allegheny.....50 -52 H
 14 Case Tech.....46 -62 H
 18 John Carroll.....69 -94 A
 21 Slippery Rock.....63 -70 H

26 Mount Union.....52 -75 A
 28 Fredonia.....70 -48 A
 M 3 Thiel.....67 -64 A
 7 Hiram.....62 -46 H
 10 Western Reserve..74 -64 A

1959-60 Won 0, Lost 19
 Coach—Jim Rodriguez
 D 1 Clarion.....61 -71 A
 5 Kenyon.....53 -68 CL
 9 Oberlin.....48 -81 CL
 11 Allegheny.....45 -62 A
 12 Clarion.....67 -87 CL
 J 9 Mount Union.....42 -100 CL
 12 Western Reserve..50 -72 A
 16 Hiram.....50 -79 CL
 19 Wash. & Jefferson 42 -57 CL
 23 Malone.....79 -88 A
 30 Alliance.....56 -71 WR
 F 2 Hiram.....66 -73 A
 10 Lawrence Tech.....68 -77 A
 16 Case Tech.....63 -79 A
 20 Slippery Rock.....60 -81 A
 23 Thiel.....58 -76 A
 27 Fredonia.....49 -53 CL
 29 John Carroll.....46 -66 A
 M10 Western Reserve..69 -75 CL

1960-61 Won 4, Lost 15
 Coach—Jim Rodriguez
 D 1 Oberlin.....46 -85 A
 3 Kenyon.....73 -86 A
 7 Western Reserve..61 -68 A
 10 Case Tech.....59 -85 CL
 J 3 Bethany.....58 -87 A
 14 Wash. & Jefferson 38 -75 A
 21 Lawrence Tech.....79 -118 FR
 25 Findlay.....58 -91 A
 28 Alliance.....44 -94 A
 31 Hiram.....43 -54 A
 F 4 Clarion.....70 -79 FR
 11 Malone.....61 -54 CL
 15 Slippery Rock.....64 -88 CA
 18 Hiram.....63 -90 CA
 21 John Carroll.....76 -87 CA
 23 Fredonia.....68 -74 A
 25 Allegheny.....77 -68 CL
 27 Thiel.....74 -63 CL
 M 7 Western Reserve..75 -63 CL

1961-62 Won 6, Lost 13
 Coach—Jim Rodriguez
 D 2 Kenyon.....55 -63 CL
 7 Oberlin.....53 -44 CL
 9 Slippery Rock.....72 -94 A
 J 9 Western Reserve..61 -70 A
 13 Hiram.....72 -69 CL
 20 Findlay.....64 -78 WR
 24 Edinboro.....52 -83 A
 26 Cedarville.....54 -64 CL
 F 3 Clarion.....86 -97 A
 6 Hiram.....68 -80 A
 9 Bethany.....OT 78 -84 CL
 10 Malone.....61 -52 A
 13 Case Tech.....73 -87 A
 15 Thiel.....81 -58 CL
 22 Allegheny.....78 -91 A
 24 Fredonia.....85 -54 CL
 26 John Carroll.....70 -84 A
 28 Thiel.....60 -64 A
 M 6 Western Reserve..65 -62 CL

F—Ernie Kremling (9.6ppg, 10.5 rpg), GeorgeKoneval(8.0ppg, 5.5rpg), C—Weldon Kyle(19.1ppg, 15.1rpg), G—Dennis Turkall(12.0ppg, 4.2rpg), JohnKovach(7.4ppg, 5.1rpg), Reserves—AlanPlain(4.4ppg, 4.9rpg), KenKaczor(4.3ppg, 5.1rpg)

1962-63 Won 9, Lost 9
 Coach—Jim Rodriguez
 D 1 Kenyon.....55 -60 A
 4 Case Tech.....64 -65 A
 6 Thiel.....71 -52 CL
 15 Detroit Tech.....64 -56 A
 J 5 John Carroll.....66 -72 CL
 12 Western Reserve..54 -64 A
 15 Ashland.....61 -98 A
 19 Malone.....62 -50 A

23 Edinboro.....68 -66 CL
 26 Allegheny.....88 -58 WR
 29 Ashland.....87 -99 CL
 F 2 Clarion.....84 -63 SS
 5 Indiana (Pa.).....76 -86 A
 9 Western Reserve..64 -57 CL
 16 Hiram.....64 -87 CL
 19 Thiel.....55 -52 A
 23 Fredonia.....61 -49 A
 M 2 Cedarville.....50 -54 A

F—GeorgeKoneval(4.8ppg, 5.2rpg), Bob Bockardt(9.4ppg, 4.8rpg), C—Weldon Kyle(16.2ppg, 18.5rpg), G—Dennis Turkall(14.9ppg, 3.3rpg), DanO'Shaugnessy(8.1ppg, 2.3rpg), Reserves—ErnieKremling (6.5ppg, 10.5rpg), DickMostowy(6.2ppg, 5.1rpg)

1963-64 Won 10, Lost 9
 Coach—Jim Rodriguez
 N30 Kenyon.....66 -42 CL
 D 3 Ashland.....61 -55 A
 7 Detroit Tech.....90 -58 CL
 10 Walsh.....112 -72 CL
 13 Slippery Rock.....57 -73 A
 J 7 Edinboro.....82 -94 A
 10 Western Reserve..72 -97 A
 22 Allegheny.....83 -63 A
 25 Thiel.....92 -77 A
 28 Cedarville.....77 -93 CL
 F 1 Clarion.....81 -95 A
 4 Hiram.....74 -77 A
 8 Heidelberg.....69 -95 A
 11 Western Reserve..75 -67 SS
 13 Malone.....93 -84 CL
 19 Case Tech.....74 -52 SS
 22 Indiana (Pa.).....70 -91 A
 26 John Carroll.....64 -73 A
 M 3 Carnegie Tech.....80 -74 CL

F—DennisLenk(14.6ppg, 11.7rpg), Mike O'Brien(14.5ppg, 9.0rpg), C—Weldon Kyle(20.2ppg, 17.5rpg), G—Dennis Turkall(10.2ppg, 3.3rpg), DanO'Shaugnessy (6.6ppg, 2.3rpg), Reserves—John Kovach(4.1ppg, 1.7rpg), DickMostowy (6.6ppg, 5.2rpg)

1964-65 Won 10, Lost 9
 Coach—Jim Rodriguez
 D 1 Hiram.....75 -91 SS
 5 Ashland.....57 -65 SS
 9 Walsh.....86 -82 A
 12 Slippery Rock.....74 -79 SS
 J 9 Kenyon.....71 -81 A
 14 John Carroll.....70 -51 SS
 15 Case Tech.....OT 65 -70 A
 23 Detroit Tech.....97 -59 SS
 26 Baldwin-Wallace..84 -93 A
 30 Clarion.....58 -60 SS
 F 5 Malone.....78 -74 A
 6 Thiel.....83 -63 CL
 12 Lawrence Tech.....62 -64 A
 13 Detroit Tech.....79 -69 A
 16 Edinboro.....77 -69 SS
 20 Western Reserve..57 -55 A
 23 Allegheny.....74 -39 SS
 26 Cedarville.....65 -88 A
 M 6 Carnegie Tech.....79 -67 A

F—DennisLenk(12.3ppg, 11.5rpg), Bob Bockardt(8.9ppg, 2.7rpg), C—Weldon Kyle(19.5ppg, 15.2rpg), G—DickMostowy (14.1ppg, 5.0rpg), BillBartel(7.8ppg, 4.3rpg), Reserves—TomSteinke(3.2ppg, 4.3rpg), TerryBracken(3.6ppg, 1.6rpg)

1965-66 Won 4, Lost 14
 Coach—Jim Rodriguez
 D 1 Hiram.....65 -83 A
 4 John Carroll.....50 -81 A
 6 Oberlin.....52 -57 SS
 8 Thiel.....71 -73 A
 10 Slippery Rock.....66 -80 A
 J 11 Walsh.....62 -69 SS
 14 Kenyon.....75 -77 WR
 19 Allegheny.....110 -73 A
 22 Detroit COB.....85 -87 SS

25 Malone.....97 -77 SS
 29 Clarion.....64 -93 A
 F 3 Heidelberg.....62 -80 SS
 5 Detroit Tech.....81 -83 A
 9 Western Reserve..99 -75 SS
 15 Cedarville.....92 -101 SS
 19 Edinboro.....72 -93 A
 23 Ashland.....69 -116 A
 M 2 Case Tech.....81 -70 SS

F—DickMostowy(11.2ppg, 5.9rpg), DennisLenk(16.1ppg, 13.5rpg), C—Adam Haniewicz(6.0ppg, 8.2rpg), G—Dave Warren(14.7ppg, 3.2rpg), LeoJohnson (12.9ppg, 3.7rpg), Reserve—JoeHendricks (5.5ppg, 2.8rpg)

1966-67 Won 8, Lost 13
 Coach—John McLendon
 D 1 Hiram.....86 -70 SI
 3 Muskingum.....94 -77 CT
 5 Eastern Illinois.....83 -97 A
 10 Slippery Rock.....91 -79 CT
 17 Kenyon.....88 -106 A

Christmas Tree Tourney (Indiana, Pa.)
 21 Indiana (Pa.).....OT 85 -83 A
 22 Cheney State.....66 -97 N
 J 5 Ashland.....34 -49 SI
 11 Walsh.....24 -22 A
 14 Baldwin-Wallace..87 -99 SI
 17 Malone.....72 -62 A
 20 Wayne State.....78 -80 A
 21 Detroit COB.....90 -93 A
 26 Buffalo State.....66 -68 CA
 28 Oberlin.....56 -60 A
 F 2 Edinboro.....75 -71 SI
 7 John Carroll.....70 -77 A
 11 Western Reserve..59 -60 A
 15 Youngstown State74 -102 A
 22 Case Tech.....86 -78 A
 25 Cedarville.....88 -126 A

F—Dennis Lenk(11.7ppg, 12.6rpg), JimFurlong(5.1ppg, 4.5rpg), C—Willie Williams(5.7ppg, 6.7rpg), G—DonRoss (18.2ppg, 2.8rpg), TomBlackman(11.3ppg, 6.0rpg), Reserves—DaveWarren(7.6ppg, 1.1rpg), LeoJohnson(4.2ppg, 1.1rpg)

1967-68 Won 7, Lost 15
 Coach—John McLendon
 D 2 Detroit COB.....100 -106CA
 9 Eastern Michigan 75 -92 CA
 12 Hiram.....60 -74 A

Cleveland Invitational (Cleveland, Ohio)
 29 Eastern Illinois.....85 -80 CA
 30 Buffalo State 3OT 88 -87 CA

J 6 Central State.....73 -90 CA
 8 Buffalo State.....79 -96 A
 13 Ohio Northern.....54 -58 CA
 17 Detroit COB.....81 -85 A
 19 Baldwin-Wallace..58 -65 BH
 20 Wayne State.....71 -65 CA
 22 Muskingum.....66 -61 A
 24 Walsh.....79 -65 EH
 27 Alliance.....79 -60 CA
 29 John Carroll.....85 -73 LH
 F 3 Edinboro.....60 -108 A
 10 Youngstown State66 -69 CA
 12 Alliance.....58 -71 A
 13 Eastern Michigan 71 -89 A
 17 Central State.....39 -67 A
 23 Akron.....54 -63 A
 24 Indiana (Pa.).....71 -75 CA

F—Jim Furlong(7.7ppg, 6.5rpg), Alex Dadas(3.6ppg, 5.8rpg), C—HarveySmith (15.6ppg, 15.5rpg), G—DaveWarren(12.8ppg, 2.1rpg), MikeCampbell(15.8ppg, 4.4rpg), Reserves—KevinLineberger(5.3ppg, 6.2rpg), BruceHagins(6.0ppg, 3.5rpg)

1968-69 Won 12, Lost 14
 Coach—John McLendon
 N30 Detroit COB.....68 -66 CA

D 7 Eastern Michigan 63 -69 CA
 14 Gannon.....62 -82 CA
 21 Indiana (Pa.).....61 -97 A

Cleveland Invitational (Cleveland, Ohio)
 27 Central Michigan..53 -64 CA
 28 Buffalo State.....74 -81 CA

30 Baldwin-Wallace..67 -88 A

Findlay Holiday Tourney (Findlay, Ohio)
 J 2 Findlay.....68 -81 A
 4 Heidelberg.....79 -68 N

6 Central State.....35 -44 A
 8 Detroit COB.....77 -67 A
 11 Ashland.....28 -33 CA
 15 Akron.....60 -55 BH
 18 Wayne State.....68 -60 CA
 20 Buffalo State.....89 -76 LH
 22 Youngstown State68 -73 A
 24 Ohio Northern.....82 -75 CA
 25 Akron.....64 -70 A
 31 Ohio Northern.....59 -70 A

F 1 Ashland.....40 -67 A
 12 Walsh.....87 -77 A
 15 Central State.....41 -40 CA
 17 Wayne State.....71 -69 A
 21 Eastern Michigan 75 -89 A
 22 Indiana (Pa.).....OT 81 -76 LH
 M 1 John Carroll.....84 -77 A

F—SamThomas(10.8ppg, 9.6rpg), Henry Jordan(9.5ppg, 8.6rpg), C—HarveySmith (12.4ppg, 8.6rpg), G—MikeCampbell (13.8ppg, 3.8rpg), JerryPavlas(8.0ppg, 2.5rpg), Reserve—BruceHagins(6.3ppg, 5.1rpg)

1969-70 Won 5, Lost 21
 Coach—Ray Dieringer
 D 3 Youngstown State48 -67 A
 6 Indiana (Pa.).....52 -103 A
 13 Akron.....69 -78 A
 17 Gannon.....75 -101 A

Marion Invitational (Marion, Ohio)
 19 Wooster.....70 -86 N
 20 Ashland.....37 -76 N

27 Eastern Montana..91 -81 TC

Cleveland Invitational (Cleveland, Ohio)
 29 Buffalo.....74 -80 TC
 30 Federal City.....81 -74 TC
 31 Westminster.....55 -66 TC

J 8 Morehead State...68 -90 A
 10 Eastern Michigan 59 -85 TC
 12 Central State.....52 -75 TC
 14 Ashland.....32 -56 A
 16 Wayne State.....74 -88 A
 19 Youngstown State68 -78 TC
 24 Akron.....60 -78 TC
 28 Ohio Northern.....99 -86 A
 31 Detroit COB.....97 -98 A

F 7 Ashland.....35 -38 TC
 11 Walsh.....117 -96 TC
 14 Central State.....62 -63 A
 20 Eastern Michigan 79 -98 A
 21 Indiana (Pa.).....84 -96 TC
 24 Morehead State...68 -70 TC
 28 Wayne State.....76 -78 TC

F—KevinLineberger(6.3ppg, 5.0rpg), John Neale(12.5ppg, 11.1rpg), C—LaMoyn Porter(14.8ppg, 9.3rpg), G—MikeGuilfoyle (4.7ppg, 1.8rpg), EddieTrice(10.1ppg, 2.4rpg), Reserves—MikeCampbell(9.1ppg, 3.9rpg), BruceHagins(8.7ppg, 4.3rpg)

1970-71 Won 5, Lost 20
 Coach—Ray Dieringer
 D 1 Cincinnati.....75 -85 A
 2 Wis.-Oshkosh.....69 -68 PH
 5 Indiana (Pa.).....87 -78 LH
 8 Eastern Michigan 77 -86 A
 18 South Dakota.....81 -101 A
 19 South Dakota State78 -82A

2025-26 VIKINGS | HISTORY & RECORDS

21 Eastern Montana .90 -81 A
 23 Youngstown State .55 -76 PH
 30 Wayne State81 -61 PH
 J 2 Kent State64 -82 A
 6 Western Michigan .79 -88 A
 8 San Diego.....20T 95 -91 PH
 13 Akron75 -95 PH
 21 Duquesne60 -106 A
 22 Buffalo State.....91 -121 A
 26 Detroit70 -85 A
 27 Indiana (Pa.).....74 -81 A
 30 Ashland38 -44 PH
 F 3 Youngstown State .65 -79 A
 6 Wayne State .20T 90 -92 A
 9 Central State59 -88 A
 10 Xavier75 -104 A
 13 Akron77 -94 A
 25 Marshall76 -101 A
 M 6 Creighton79 -97 A

F-Sam Thomas (14.6ppg, 5.2rpg), John Neale (11.4ppg, 7.7rpg), C-Matt Taylor (9.7ppg, 8.0rpg), G-Bruce Hagins (11.4ppg, 4.7rpg), Mike Guilfoyle (6.2ppg, 2.3rpg), Reserves-LaMoyné Porter (7.4ppg, 4.3rpg), Eddie Trice (9.9ppg, 2.4rpg), Don Cooper (7.0ppg, 5.2rpg)

1971-72 Won 8, Lost 18

Coach—Ray Dieringer
 D 1 Cincinnati68 -93 A
 4 Canisius69 -102 A
 6 South Dakota94 -85 PH
 8 Eastern Michigan .98 -118PH
 11 Toledo66 -99 A
 20 San Francisco St. .72 -71 PH
 22 Kenyon73 -66 PH
 27 Kent State70 -91 A
 J 4 Detroit54 -100 A
 6 Creighton59 -92 PH
 8 Buffalo State78 -75 PH
 12 Akron64 -58 PH
 15 Central State85 -69 PH
 18 Youngstown State .69 -80 PH
 22 St. Francis (Pa.).....95 -96 PH
 24 Wichita State77 -90 A
 27 Wayne State54 -65 A
 31 Bowling Green83 -80 A
 F 3 Marshall70 -102 A
 5 Ashland82 -98 A
 12 Wright State75 -65 PH
 14 Western Illinois63 -72 PH
 16 Youngstown State .62 -79 A
 19 Miami (Ohio)58 -96 A
 23 Western Michigan .72 -93 A
 26 Akron56 -86 A

F-Matt Taylor (14.1ppg, 10.2rpg), John Major (12.3ppg, 5.5rpg), C-Dan Lee (16.1ppg, 10.5rpg), G-Mike Guilfoyle (9.3ppg, 3.5rpg), Dave Dronzek (9.1ppg, 3.2rpg), Reserves-Joe Greene (4.5ppg, 2.5rpg), Jim Lawson (4.5ppg, 2.5rpg)

1972-73 Won 9, Lost 14

Coach—Ray Dieringer
 N28 Miami (Ohio)59 -83 A
 D 2 Cincinnati85 -113 A
 9 Toledo78 -90 A
 12 Marshall72 -79 PH
 16 Ball State87 -85 PH
 20 Youngstown State .71 -53 A
 22 Wright State48 -52 PH
 29 Wichita State .30T 76 -72 PH
 J 3 W. Michigan... OT 62 -59 PH
 6 Akron46 -58 PH
 10 Eastern Michigan .54 -62 A
 15 St. Francis (Pa.).....90 -85 A
 18 Youngstown State .72 -66 PH
 24 Kent State59 -63 PH
 27 Marian98 -73 PH
 F 3 Akron76 -86 A
 7 Wayne State65 -64 PH
 12 Providence79 -113 A
 14 Bowling Green80 -96 PH
 20 Creighton76 -88 A
 21 South Dakota73 -70 A
 27 Ohio76 -98 A
 M 3 Charlotte77 -81 A

F-Mike Taylor (10.2ppg, 6.7rpg), Pat Lyons (13.0ppg, 6.4rpg), C-Gale Drummer (18.5ppg, 11.9rpg), G-Wilbur Starks (8.9ppg, 4.2rpg), Chick Spieles (3.5ppg, 1.5rpg), Reserves-John Major (2.6ppg, 2.5rpg), Larry Arthur (5.2ppg, 2.1rpg)

1973-74 Won 6, Lost 20

Coach—Ray Dieringer
 D 3 Detroit79 -83 PH
 5 Bowling Green70 -82 PH
 12 South Dakota98 -87 PH
 13 St. Francis (Pa.).....77 -62 PH
 15 Buffalo87 -77 A
 18 Kent State67 -70 A
 21 Miami (Ohio)72 -81 PH
 Youngstown Classic (Youngstown, Ohio)
 28 Tennessee Tech76 -71 N
 29 Youngstown State .81 -84 A

J 3 Western Michigan .59 -68 A
 7 Cincinnati61 -102 A
 11 Charlotte63 -64 PH
 14 Eastern Michigan .61 -55 A
 16 Akron59 -84 PH
 19 Ball State87 -93 A
 21 Wright State45 -69 A
 23 Ohio78 -102PH
 26 Fairfield68 -103 A
 31 Wayne State75 -76 A
 F 2 Eastern Michigan .67 -72 WG
 6 Bowling Green69 -82 A
 13 Youngstown St. OT 99 -98W
 14 Pittsburgh55 -106 A
 22 Eastern Illinois78 -90 A
 23 Loyola73 -94 A
 27 Akron78 -92 A

F-Pat Lyons (10.5ppg, 5.4rpg), Wilbur Starks (14.5ppg, 5.6rpg), C-Dan Lee (8.7ppg, 4.9rpg), G-Chuck Spieles (6.0ppg, 2.5rpg), Larry Arthur (8.4ppg, 3.3rpg), Reserves-Dave Dronzek (4.1ppg, 1.1rpg), Joe Skupski (5.3ppg, 2.9rpg)

1974-75 Won 13, Lost 11

Coach—Ray Dieringer
 N30 Butler75 -80 A
 D 3 Ohio71 -85 A
 4 Bowling Green OT 90 -93 PH
 10 Cincinnati67 -78 PH
 14 St. Francis (Pa.).....75 -82 A
 23 Loyola76 -73 PH
 J 7 Buffalo74 -63 PH
 9 Wright State53 -58 A
 11 Wayne State89 -66 WG
 13 Creighton60 -64 PH
 18 Ball State93 -78 PH
 22 Akron65 -59 A
 25 Eastern Illinois68 -63 PH
 30 Long Island80 -73 A
 F 1 Fairleigh Dickinson .68 -61A
 5 Akron68 -66 WG
 8 Wright State75 -60 WG
 12 Bowling Green62 -69 A
 15 Youngstown St. 20T 93 -89A
 19 Fairfield75 -84 WG
 22 Eastern Michigan .68 -64 WG
 M 1 Belmont Abbey...76 -84 A
 3 Charlotte77 -90 A
 5 Xavier74 -68 A

F-Wilbur Starks (17.8ppg, 5.1rpg), Larry Croom (11.1ppg, 4.6rpg), C-Gale Drummer (17.2ppg, 11.4rpg), G-Chuck Spieles (2.8ppg, 2.0rpg), Jeff Solomon (4.1ppg, 1.6rpg), Reserves-Frank Ayers (8.7ppg, 7.1rpg), Dave Kyle (7.1ppg, 5.9rpg)

1975-76 Won 6, Lost 19

Coach—Ray Dieringer
 N29 Cincinnati65 -98 A
 D 3 Eastern Michigan .70 -78 A
 Show Me Classic (Columbia, Mo.)
 5 Oklahoma City60 -84 N
 6 Baylor68 -84 N
 13 Tennessee Tech74 -77 PH

17 Ball State69 -77 A
 20 Ohio69 -100 A
 22 Xavier82 -78 PH
 27 St. Francis (Pa.).....44 -52 PH
 30 Pittsburgh60 -56 PH
 J 7 Wright State73 -75 A
 8 Kenyon61 -60 WG
 14 Wayne State74 -61 A
 17 Creighton64 -91 A
 21 St. Bonaventure...80 -114 A
 28 Bowling Green66 -101 A
 F 4 Akron61 -77 A
 7 Wright State62 -76 WG
 12 Detroit72 -104 A
 14 Indiana State58 -78 A
 18 Akron62 -50 PH
 21 Buffalo86 -97 A
 23 Charlotte70 -82 PH
 27 LaSalle72 -90 A
 M 3 Youngstown State .88 -86 WG

F-Charles Loving (10.1ppg, 6.1rpg), Ed Gohlsion (8.5ppg, 4.2rpg), C-Dave Kyle (24.5ppg, 13.0rpg), G-Larry Arthur (6.3ppg, 3.3rpg), Joe Guilfoyle (5.7ppg, 1.7rpg), Reserve-Mike Connaughton (3.5ppg, 1.8rpg)

1976-77 Won 11, Lost 16

Coach—Ray Dieringer
 D 1 Eastern Michigan .69 -72 PH
 4 Miami (Ohio)63 -113 A
 9 Detroit66 -78 PH
 13 Illinois70 -72 A
 18 Ohio83 -93 PH
 22 Siena82 -69 PH
 J 5 Akron71 -70 A
 7 CWRU83 -64 PH
 10 Creighton60 -63 PH
 12 Pittsburgh75 -89 A
 15 Wayne State78 -60 WG
 17 Kent State75 -64 PH
 19 Bowling Green69 -65 PH
 22 St. Francis (Pa.).....72 -80 A
 27 Wright State56 -77 WG
 31 Tennessee Tech80 -94 A
 F 1 Eastern Kentucky .65 -67 A
 3 Clemson55 -77 A
 7 Fairleigh Dickinson .75 -65P
 9 Akron20T 81 -82 PH
 12 Indiana State76 -88 PH
 14 Wright State74 -67 A
 19 Buffalo89 -69 WG
 21 West Virginia69 -107 A
 23 Youngstown State .65 -90 A
 M 2 Xavier73 -65 A
 5 Robert Morris.....73 -74 WG

F-Larry Croom (12.1ppg, 3.7rpg), Charles Loving (6.4ppg, 5.6rpg), C-Dave Kyle (15.8ppg, 10.9rpg), G-Andre Battle (14.4ppg, 4.7rpg), Ron Harris (4.7ppg, 1.6rpg), Reserves-Greg Cobb (11.2ppg, 2.5rpg), Bob Carman (5.5ppg, 2.3rpg)

* - Later forfeited to CSU

1977-78 Won 12, Lost 13

Coach—Ray Dieringer
 N26 John Carroll83 -66 PH
 D 1 Ohio66 -79 A
 3 North Carolina A&T .68 -79
 7 Eastern Michigan .60 -63 A
 10 Steubenville85 -70 PH
 17 Kent State81 -65 A
 19 Eastern Kentucky .78 -84 PH
 21 Xavier56 -60 PH
 30 West Virginia66 -76 PH
 Siena Alumni Tourney (Loudonville, NY)
 J 3 Virginia Milit. Inst. 66 -71 N
 4 Oklahoma City67 -94 N

6 Campbell77 -73 PH
 9 Niagara82 -85 A
 11 St. Francis (Pa.).....71 -77 PH
 17 Creighton63 -94 A
 19 Air Force58 -65 A
 21 DenverOT 78 -75 A
 25 Pittsburgh74 -82 PH

F 1 Akron77 -62 A
 2 Robert Morris56 -67 A
 8 Wayne State58 -49 A
 15 Wright State77 -62 WG
 18 Robert Morris82 -54 WG
 23 Youngstown State .57 -56 WG
 28 Akron91 -75 WG

F-Andre Battle (10.1ppg, 4.0rpg), Paul Rogers (3.8ppg, 3.4rpg), C-Bob Carman (9.5ppg, 6.3rpg), G-Greg Cobb (17.4ppg, 3.1rpg), Franklin Edwards (18.7rpg, 2.7rpg), Reserves-Ron Harris (5.0ppg, 1.8rpg), Carl Roberson (3.5ppg, 5.1rpg)

1978-79 Won 15, Lost 10

Coach—Ray Dieringer
 N25 Baldwin-Wallace ..75 -58 PH
 29 Eastern Michigan .58 -56 PH
 D 1 Wilberforce93 -71 PH
 6 Kent State75 -77 A
 Hatter Classic (Deland, Fla.)
 8 Stetson64 -61 A
 9 Indiana State71 -102 N

14 NW Louisiana St...72 -63 PH
 16 Miami (Ohio)58 -60 PH
 18 Ohio74 -76 PH
 23 Siena91 -99 A
 28 Creighton69 -71 PH
 J 6 Niagara63 -51 PH
 14 Robert Morris 20T 71 -73 A
 17 Pittsburgh51 -77 A
 20 Akron93 -84 WG
 22 VMIOT 72 -75 A
 29 Akron83 -69 A
 F 1 St. Francis (Pa.).....88 -72 A
 3 Robert Morris75 -66 WG
 5 George Mason89 -84 A
 7 Campbell88 -81 A
 12 Wright State64 -70 A
 21 Wayne State93 -59 WG
 M 1 Youngstown State .74 -70 A
 5 Xavier78 -67 A

F-Bob Carman (9.5ppg, 5.4rpg), Jeff Kostohryz (3.7ppg, 3.7rpg), C-Darren Tillis (9.5ppg, 6.9rpg), G-Greg Cobb (12.8ppg, 2.2rpg), Franklin Edwards (18.7ppg, 3.6rpg), Reserves-Andre Battle (10.1ppg, 3.7rpg), Mike Sweeney (6.6ppg, 3.4rpg)

1979-80 Won 18, Lost 8

Coach—Ray Dieringer
 D 1 John Carroll99 -79 WG
 3 Eastern Michigan .52 -53 A
 8 Augustana (S.D.) ..78 -60 WG
 15 Kent State *76 -79 PH
 20 Akron87 -65 A
 22 Wisconsin78 -103 A
 J 2 Marquette69 -93 A
 5 VMI102 -82 WG
 7 Ohio75 -76 A
 11 George Mason90 -69 WG
 13 Fairleigh Dickinson .52 -56A
 15 Rutgers78 -69 A
 19 Siena87 -80 WG
 21 Niagara91 -105 A
 23 Pittsburgh69 -66 WG
 26 Campbell76 -64 WG
 29 Akron89 -63 WG
 31 Xavier85 -75 WG
 F 2 St. Francis (Pa.).....82 -80 WG
 5 Concordia (Wis.) 105 -65 WG
 9 Towson State95 -71 WG
 11 Robert Morris75 -66 A
 16 Georgia Southern .85 -67 A
 18 Florida State83 -86 A
 23 Valparaiso85 -67 WG
 28 Youngstown State .72 -77 WG

F-Andre Battle (12.0ppg, 5.9rpg), Darren Tillis (11.0ppg, 8.3rpg), C-Scott Rose (3.6ppg, 2.0rpg), G-Franklin Edwards (25.5ppg, 2.6rpg, 4.7rpg), Bob Lowrie (8.4ppg, 3.6rpg), Reserves-James Jones (7.0ppg, 6.0rpg), Mike Sweeney (5.3ppg, 3.8rpg), Lee Reed (6.2ppg, 1.0rpg)

* - Later forfeited to CSU

1980-81 Won 18, Lost 9

Coach—Ray Dieringer
 N29 Ohio State81 -89 A
 D 2 Ohio Dominican ..78 -51 WG
 6 Ohio83 -57 WG
 9 Eastern Michigan .73 -59 WG
 13 Kenyon86 -54 WG
 18 Kent State72 -70 A
 23 Loyola77 -78 WG
 J 3 Akron81 -65 WG
 5 South Carolina82 -76 A
 7 Campbell73 -79 A
 10 Niagara81 -56 WG
 15 Towson State86 -72 A
 17 SienaOT 76 -79 A
 19 Robert Morris64 -48 WG
 26 Akron78 -68 A
 29 Marquette54 -58 PH
 31 Fairleigh Dickinson 104 -70W
 F 3 Illinois State57 -74 A
 4 Valparaiso74 -53 A
 7 Pittsburgh70 -73 A
 11 U.S. International .86 -63 WG
 16 Youngstown State .94 -63 WG
 18 Wilberforce106 -65 WG
 21 St. Francis (Pa.).....67 -69 A
 23 Illinois State53 -62 WG
 25 Xavier96 -83 A
 28 Youngstown State .59 -56 A

F-Darren Tillis (16.0ppg, 11.4rpg), Mike Sweeney (10.5ppg, 5.9rpg), C-Paul Roba (2.5ppg, 3.3rpg), G-Franklin Edwards (24.6ppg, 3.2rpg, 5.3rpg), Lee Reed (9.3ppg, 1.8rpg), Reserves-Jeff Kostohryz (3.2ppg, 2.8rpg), Rich Pass (4.1ppg, 1.0rpg)

1981-82 Won 17, Lost 10

Coach—Ray Dieringer
 N27 Southern103 -74 WG
 Eagle Classic (Morehead, Ky.)
 30 South Carolina St. 75 -60 N
 D 1 Morehead State ...60 -62 A

5 Eastern Michigan .79 -84 A
 7 Valparaiso76 -72 A
 9 Tiffin83 -66 WG
 12 Kent State78 -68 WG
 14 Tennessee58 -74 A
 19 Oral Roberts75 -78 A
 21 Oklahoma State ...66 -92 A
 23 Akron88 -69 WG
 J 2 Md.-Eastern Shore .95 -70 WG
 6 Marietta89 -69 WG
 9 Cincinnati64 -68 A
 13 Xavier93 -78 WG
 16 UIC78 -76 WG
 21 Youngstown State .55 -67 A
 23 St. Francis (Pa.).....65 -57 PH
 25 AkronOT 71 -75 A
 30 Utica64 -63 WG
 F 4 Robert Morris63 -64 A
 6 UIC75 -70 A
 8 Green Bay49 -46 A
 20 Youngstown State .91 -71 WG
 25 Louisville74 -95 A
 27 Valparaiso99 -78 WG
 M 2 Penn State66 -61 A

F-Darren Tillis (17.3ppg, 12.8rpg), Mike Sweeney (10.5ppg, 4.3rpg), C-Dave Youdath (13.0ppg, 5.0rpg), G-Lee Reed (10.5ppg, 1.8rpg), Jim Les (7.1ppg, 5.9rpg), Reserve-Dave Colbert (10.5ppg, 4.1rpg)

1982-83 Won 8, Lost 20

Coach—Ray Dieringer
 N27 Denison70 -53 WG
 D 4 Kent State40T 89 -91 A
 8 Michigan72 -95 A
 13 Cornell59 -68 PH
 17 Southern59 -62 A
 18 LSU77 -115 A
 21 Michigan State56 -95 A
 23 Detroit63 -65 A

2025-26 VIKINGS | HISTORY & RECORDS

30 Brooklyn43 -41 WG
 J 3 Akron66 -70 A
 5 Valparaiso*64 -75 A
 8 Robert Morris OT 69 -73 PH
 12 Youngstown State57 -65 PH
 15 Md.-Eastern Shore89 -66 A
 17 St. Francis (Pa.).....74 -63 A
 22 Towson State71 -70 PH
 24 U.S. International.84 -85 A
 25 U.S. International.91 -81 A
 29 Boston University74 -89 A
 31 Valparaiso*59 -64 PH
 F 3 Xavier72 -102 A
 5 UIC*81 -83 PH
 8 Akron83 -82 PH
 12 Youngstown State77 -99 A
 14 Utica59 -74 A
 16 UIC*66 -75 A
 23 Niagara.....OT 75 -77 A
 26 Green Bay*74 -66 WG

F-DaveColbert(15.6ppg,8.1rpg),Steve Corbin(8.5ppg,2.1rpg),C-DaveYoudath(16.6ppg,8.3rpg),G-LeeReed(7.9ppg,4.1apg),VinceRichards(6.4ppg,2.8rpg),Reserves-LionelKing(4.2ppg,2.6rpg),Doug Schultz (5.4 ppg, 4.1 rpg)

* - AMCU Game (1-4)

1983-84 Won 14, Lost 16

Coach—Kevin Mackey
 N26 Eastern Mich. OT 60 -66 PH
 29 Ferris State85 -57 PH
 D 3 Cornell68 -72 A
 12 Michigan State62 -71 PH
 17 Kent State70 -74 PH
 19 Ashland63 -54 PH
 22 Detroit63 -56 PH
 27 Northwestern51 -63 A
 29 Brooklyn77 -59 PH
 J 4 Valparaiso*49 -52 PH
 7 Md.-Eastern Shore100 -67P
 11 Eastern Illinois*66 -67 PH
 21 UIC*102 -108 A
 23 Green Bay*66 -67 A
 25 Northern Iowa*56 -68 A
 30 SW Missouri State*86 -66P
 F 3 Xavier87 -76 PH
 4 Northern Iowa*68 -71 PH
 6 Western Illinois*63 -67 A
 11 UIC*75 -84 PH
 13 Valparaiso*93 -89 A
 15 Western Illinois*92 -76 PH
 18 Eastern Illinois*81 -95 A
 20 Green Bay*85 -68 WG
 22 Niagara93 -77 WG
 25 Utica68 -55 WG
 M 6 SW Missouri State*62 -77A

AMCU-8 Tourney (Springfield, Mo.)
 9 Northern IowaOT 93 -79 N
 10 SW Missouri State59 -58 A
 11 Western Illinois64 -73 N

F-EricMudd(7.5ppg,4.5rpg),Clinton Ransey(13.4ppg,4.5rpg),C-DaveYoudath(13.7ppg,7.7rpg),G-VinceRichards(10.7ppg,2.8rpg),ShawnHood(5.2ppg,4.3apg),SteveCorbin(6.7ppg,1.7rpg),Reserve-EddieBryant(5.8ppg,3.2apg)

* - AMCU-8 Game (4-10)

1984-85 Won 21, Lost 8

AMCU-8 Conference Champions
 Coach—Kevin Mackey
 N25 Clarion105 -65 WG
 28 John Carroll88 -43 WG
 D 1 Penn State112 -82 WG
 5 Maryland84 -95 A
 8 Eastern Mich2OT105 -109 A
 10 Kenyon103 -69 WG
 15 Kent State69 -79 A
 27 Youngstown State63 -70 A
 29 Northwestern66 -54 WG
 J 5 Utica67 -59 A
 8 Eastern Illinois*OT 83 -70WG
 12 Green Bay*82 -66 WG
 14 UIC*72 -75 WG

16 Akron52 -50 A
 19 Northern Iowa*66 -64 A
 21 Western Illinois*77 -84 A
 26 SW Missouri State*71 -65W
 28 Kent State79 -78 WG
 F 2 Valparaiso*104 -73 A
 4 Akron76 -58 WG
 11 UIC*90 -72 A
 13 Green Bay*73 -68 A
 16 Northern Iowa*79 -63 WG
 18 Western Ill. OT 78 -69 WG
 23 SW Missouri St.76 -88 A
 25 Eastern Illinois*78 -70 A
 M 2 Valparaiso*105 -87 WG

AMCU-8 Tourney (Cleveland, Ohio)
 6 Green Bay85 -67 WG
 8 SW Missouri State76 -79 WG

* - AMCU-8 Game (11-3)

1985-86 Won 29, Lost 4

AMCU-8 Conference Champions
 Coach—Kevin Mackey
 N25 Clarion105 -65 WG
 30 Central Conn St. 118 -66 WG
 D 2 Youngstown State101 -60W
 3 Ohio Wesleyan98 -49 WG
 7 Ohio State95 -99 A
 10 Akron88 -76 WG
 14 Kent State101 -76 WG
 21 Eastern Michigan108 -59 WG
 23 Md.-Eastern Shore90 -56 A
 29 Michigan85 -105 A
 J 4 Utica92 -61 WG
 11 Green Bay*76 -59 A
 13 UIC*101 -77 A
 15 DePaul90 -75 A
 18 Northern Iowa*102 -88 WG
 20 Western Illinois*60 -53 WG
 22 Eastern Illinois*112 -89 A
 25 SW Missouri State*61 -65A
 27 Kent State75 -55 A
 F 1 Valparaiso*91 -66 WG
 8 Green Bay*103 -64 WG
 12 UIC*113 -75 WG
 15 Northern Iowa*80 -65 A
 17 Western Illinois*76 -64 A
 22 SW Missouri State*94 -60W
 24 Eastern Illinois*76 -68 WG
 27 Valparaiso*72 -50 A

AMCU-8 Tourney (Springfield, Mo.)
 M 6 Northern Iowa73 -68 N
 7 UIC100 -84 N
 8 Eastern Illinois70 -66 N

NCAA East Regional
 14 Indiana83 -79 N
 16 St. Joseph75 -69 N

NCAA East Regional Finals
 21 Navy70 -71 N

F-ClintonSmith(16.2ppg,5.2rpg),ClintonRansey(14.5ppg,5.1rpg),C-EricMudd(12.2ppg,8.3rpg),G-EddieBryant(5.3ppg,4.4apg),KenMcFadden(13.7ppg,2.1rpg),Reserves-BobCrawford(5.8ppg,4.4rpg),ShawnHood(4.7ppg,3.6apg),SteveCorbin(4.9ppg,1.6rpg)

* - AMCU-8 Game (13-1)

1986-87 Won 25, Lost 8

Coach—Kevin Mackey
 Coca-ColaNITClassic(Memphis,Tenn.)
 N22 Memphis66 -70 A

D 1 Clarion135 -61 WG
 3 St. Joseph85 -80 WG
 6 Canisius66 -61 A
 9 AkronOT 69 -73 A
 13 Youngstown State87 -73 A
 20 Eastern Michigan 79 -76 A
 18 VCU OT 91 -89 A
 23 Md.-Eastern Shore99 -69 WG
 28 Canisius82 -61 WG
 J 12 Florida A&M95 -87 WG
 15 Bowling Green79 -70 A
 17 Western Illinois*97 -73 A
 20 Marist52 -49 N
 24 SW Missouri State*68 -65W
 26 Valparaiso*OT 78 -67 A
 29 Eastern Illinois*69 -52 A
 31 UIC*89 -100WG
 F 2 Green Bay*57 -62 A
 7 Northern Iowa* OT 79 -81 A
 9 Western Illinois*85 -61 WG
 14 Eastern Illinois*92 -67 WG
 16 SW Missouri State*71 -83A
 20 Valparaiso*100 -82 WG
 21 Central Michigan111 -101WG
 23 UIC*108 -85 A
 28 Green Bay*75 -50 WG
 M 2 Northern Iowa*81 -72 WG

AMCU-8 Tourney (Springfield, Mo.)
 5 Eastern Illinois60 -53 N
 6 UIC94 -78 N
 7 SW Missouri St.87 -90 A

NIT First Round (Chattanooga, Tenn.)
 12 Chattanooga92 -73 A

NIT Second Round (Cleveland, Ohio)
 16 Illinois State77 -79 PH

F-ClintonRansey(16.1ppg,5.8rpg),PatVuyanchi(6.8ppg,4.3rpg),C-WarrenBradley(7.3ppg,8.8rpg),G-EddieBryant(8.2ppg,3.0apg),KenMcFadden(21.5ppg,3.0rpg,2.1apg),Reserves-ShawnHood(4.6ppg,0.9rpg),Ray Salters(7.2ppg,3.0rpg),HerseyStrong(6.2ppg,3.2rpg)

* - AMCU-8 Game (10-4)

1987-88 Won 22, Lost 8

Coach—Kevin Mackey
 N30 Clarion88 -44 WG
 D 2 St. Joseph77 -72 A
 12 Fairleigh Dickinson80 -82 N
 13 Youngstown State103 -75W
 16 Louisville79 -93 A
 19 Kent State73 -66 WG
 23 Eastern Michigan103 -88 WG

First Bank Milwaukee Classic (Milwaukee, Wis.)
 28 Niagara86 -76 N
 29 Marquette72 -70 A
 J 2 Bowling Green84 -70 WG
 6 Akron80 -73 WG
 13 Central Michigan 77 -82 A
 16 Western Illinois*77 -76 WG
 18 Eastern Illinois*95 -84 WG
 23 SW Missouri State*84 -89A
 25 Valparaiso*91 -72 WG
 28 UIC*90 -73 A
 F 1 Green Bay*74 -68 WG
 6 Northern Iowa*110 -82 WG
 8 Western Ill. OT 94 -91 A
 10 VCU83 -76 PH
 13 Eastern Illinois*71 -76 A
 15 SW Missouri State*75 -50W
 17 Toledo76 -85 A
 20 Valparaiso*80 -66 A
 22 UIC*89 -69 WG
 27 Green Bay*OT 74 -86 A
 29 Northern Iowa* OT 86 -81A

NIT First Round (Cleveland, Ohio)
 M18 Illinois StateOT 89 -83 PH

NIT Second Round (Columbus, Ohio)
 22 Ohio State80 -86 A

F-HerseyStrong(7.1ppg,2.7rpg),Warren Bradley(6.8ppg,8.5rpg),C-EricMudd(17.7ppg,8.5rpg),G-KenMcFadden(20.5ppg,2.7rpg,5.9apg),KennyRobertson(6.2ppg,2.1rpg,3.7apg),Reserves-William Stanley(7.2ppg,3.6rpg),FrenchyTomlin(6.1 ppg, 1.1 rpg)

* - AMCU-8 Game (11-3)

1988-89 Won 16, Lost 12

Coach—Kevin Mackey
 N25 Clarion #93 -47 WG
 26 Slippery Rock79 -80 WG
 D 2 Creighton69 -70 WG
 3 Wagner #103 -72 WG
 10 Youngstown State97 -90 A
 14 Eastern Michigan 68 -90 A
 17 Kent State78 -86 A
 21 Toledo84 -77 WG

Sun Bowl Tourney (El Paso, Texas)
 29 UTEP54 -96 A
 30 Lamar71 -76 N

J 7 UMKC87 -61 A
 11 Akron78 -77 A
 14 Green BayOT 75 -73 A
 16 UIC91 -83 PH
 21 Northern IowaOT 98 -99 A
 23 Western Illinois94 -90 A
 28 SW Missouri State68 -61 PH
 30 Eastern Illinois81 -88 PH
 F 4 Valparaiso88 -91 A
 6 Creighton82 -92 A
 11 Green Bay91 -85 PH
 13 UIC83 -80 A
 18 Northern Iowa121 -83 WG
 20 Western Illinois89 -70 WG
 25 SW Missouri State86 -81 A
 27 Eastern Illinois91 -72 A

M 4 Valparaiso107 -86 WG
 6 UMKC99 -61 WG

F-WarrenBradley(8.5ppg,10.3rpg),WilliamStanley(11.3ppg,2.8rpg),C-BrianParker(14.8ppg,5.6rpg),G-KenMcFadden(22.9ppg,2.9rpg,7.0apg),KennyRobertson(8.1ppg,3.8rpg,4.3apg),Reserves-SteveMalloy(7.0ppg,3.7rpg),DesmondPorter(5.9ppg,2.1rpg),Greg Allen(3.8 ppg, 1.2 rpg)

- Later forfeited by CSU

1989-90 Won 15, Lost 13

Coach—Kevin Mackey
 N25 Tiffin87 -63 WG
 27 Slippery Rock86 -73 WG
 D 4 Louisville77 -104 A
 6 Creighton69 -77 A
 9 Malone87 -94 WG
 16 Marshall84 -71 A
 18 Mid Tenn St. OT 67 -65 A
 21 Eastern Mich. OT 98 -104WG
 23 Kent State70 -73 WG
 30 UL-Lafayette104 -96 PH
 J 3 Akron83 -66 PH
 6 Middle Tenn St.76 -69 PH
 10 Youngstown State83 -67 WG
 13 UL-Lafayette92 -103 A
 15 Valparaiso79 -65 WG
 20 Eastern Illinois84 -91 A
 22 SW Missouri State89 -86 A
 29 Northern Iowa75 -77 WG
 31 Green Bay83 -91 WG
 F 3 UIC72 -75 A
 5 Green Bay76 -86 A
 12 Valparaiso85 -72 A
 15 Fla. International105 -99 A
 17 Eastern Illinois84 -64 WG
 19 SW Missouri State73 -84 WG
 24 Western Illinois93 -91 A
 26 Northern Iowa76 -78 A
 M 1 UIC91 -79 WG

F-SteveGivens(14.8ppg,7.9rpg),DesmondPorter(8.7ppg,3.2rpg,3.3apg),C-BrainParker(16.5ppg,6.4rpg),G-KennyRobertson(12.0ppg,3.7rpg),Reserves-MauriceHarper(4.7ppg,3.6rpg),GregAllen(6.0ppg,1.8rpg)

1990-91 Won 12, Lost 16
 Coach—Mike Boyd

North Coast Invit. (Cleveland, Ohio)
 N24 Princeton57 -70 PH
 25 Wright State99 -92 PH

27 Allegheny90 -63 WG

Mazda Gator Bowl Tourney (Jacksonville, Fla.)
 30 Colorado State88 -91 N
 D 1 Navy106 -98 N

12 Eastern Michigan 75 -87 A
 15 Marshall79 -81 WG
 19 Louisville80 -95 A
 29 Creighton64 -87 WG
 J 2 Akron*68 -66 WG
 5 Kent State67 -83 A
 7 Valparaiso*70 -57 A
 9 Youngstown State91 -87 A
 12 Northern Iowa*67 -58 WG
 14 Western Illinois*93 -72 WG
 19 UIC*58 -56 WG
 21 Eastern Illinois*47 -70 A
 26 Green Bay*64 -72 WG
 28 Northern Illinois*44 -59 WG
 F 2 UIC*76 -94 A
 4 Valparaiso*51 -49 WG
 9 Northern Iowa*91 -72 A
 11 Western Illinois*65 -70 A
 18 Eastern Illinois*71 -65 WG
 23 Northern Illinois*48 -65 A
 25 Green Bay*62 -73 A
 28 Akron*60 -64 A

Mid-Continent Tourney (Green Bay, Wis.)
 M 3 Northern IowaOT 75 -79 N

F-SteveGivens(13.2ppg,8.5rpg),DesmondPorter(5.4ppg,3.2rpg,2.8apg),C-ShawnFergus(13.4ppg,6.2rpg),G-GravelleCraig(6.0ppg,2.7rpg,4.9apg),MikeWawrzyniak(13.5ppg,2.7rpg),Reserve-AnthonyReed(10.8ppg,3.4rpg),MarvinMcGrew(5.4ppg,2.1rpg)

* - Mid-Continent Game (8-8)

1991-92 Won 16, Lost 13

Coach—Mike Boyd
 N25 Bowling Green63 -54 A
 River City Classic (Cape Girardeau, Mo.)
 29 SE Missouri88 -80 A
 30 UMKC67 -73 N

D 3 Cincinnati56 -91 A
 7 Michigan61 -80 WC
 14 Eastern Michigan 74 -60 A
 18 Creighton76 -68 WC
 21 Northern Michigan95 -65W
 28 St. Francis (Pa.)75 -58 A
 J 2 Kent State52 -49 WC
 4 Green Bay*56 -67 WC
 6 Northern Illinois*77 -82 WC
 13 Akron*67 -71 WC
 16 UIC*65 -79 A
 18 Eastern Illinois* OT 71 -73 WC
 20 Western Illinois*68 -78 WC
 25 Valparaiso*66 -67 A
 27 Wright State*55 -52 A
 F 1 Northern Illinois*71 -55 A
 3 Green Bay*53 -92 A
 10 Wright State*85 -67 WC
 15 Western Illinois*80 -69 A
 17 Eastern Illinois*62 -52 A
 22 UIC*67 -72 WC
 24 Valparaiso*77 -62 WC
 27 Akron*81 -58 A
 M 4 Youngstown State93 -70 WC

Mid-Continent Tourney (Cleveland, Ohio)
 8 AkronOT 80 -77 WC
 9 UIC59 -83 WC

2025-26 VIKINGS | HISTORY & RECORDS

F-AnthonyReed(13.2ppg,4.4rpg),Juan Hill(5.8ppg,5.8rpg),C-ShawnFergus(8.3ppg,4.0rpg),G-GravelleCraig(11.7 ppg,3.3rpg,5.5apg),G-CraigCaldwell(8.1 ppg, 1.7 rpg, 3.5 apg), Reserves- DerekAllen(6.7ppg,5.2rpg),GregAllen(8.0 ppg, 2.2 rpg), Walter Evans(4.0 ppg, 3.0 rpg)

* - Mid-Continent Game (7-9)

1992-93 Won 22, Lost 6

Mid-ContinentConferenceChampions
Coach—Mike Boyd

D 9 Eastern Michigan 75 -61 WC
14 Michigan56 -88 A
19 Bowling Green61 -59 WC
23 Mid Tenn St.....69 -77 A
30 St. Francis (Pa.).....77 -62 WC
J 2 Kent State.....81 -64 A
5 Fla. International .73 -74 A
9 Eastern Ill.*.....OT 74 -66 WC
11 Western Illinois*.....94 -75 WC
13 Cincinnati.....63 -72 WC
16 Northern Illinois*.....73 -66 WC
18 Green Bay*.....81 -66 WC
23 Youngstown State*88 -48W
27 Wright State*.....99 -91 A
30 UIC*.....86 -73 A

F 1 Valparaiso*.....75 -73 A
4 Creighton.....69 -60 A
8 Wright State*.....OT 91 -85 WC
13 Eastern Ill.*.....OT 76 -75 A
15 Western Illinois*.....96 -82 A
18 UIC*.....67 -64 WC
20 Valparaiso*.....85 -81 WC
22 Youngstown State*96 -78A
24 Buffalo.....76 -69 A
27 Northern Illinois*.....62 -67 A
M 1 Green Bay*.....63 -61 A

Mid-ContinentTourney(Dayton,Ohio)
7 Western Illinois.....64 -53 N
8 UIC.....68 -96 N

F-AnthonyReed(15.6ppg,3.9rpg),Sam Mitchell(16.8ppg,8.0rpg),C-Shawn Fergus(6.2ppg,3.2rpg),G-Gravelle Craig(13.6ppg,4.0rpg),CraigCaldwell(7.0ppg,2.8rpg),Reserves-GregAllen(3.0ppg,0.9rpg),JuanHill(5.7ppg,5.1 rpg),Reggie Welch(5.0 ppg, 1.8 rpg)

* - Mid-Continent Game (15-1)

1993-94 Won 14, Lost 15

Coach—Mike Boyd

Pre-Season NIT (Amherst, Mass.)
N18 Massachusetts.....60 -68 A
29 Michigan71 -84 A
D 4 Saginaw Valley St.74 -67 WC
7 Michigan State.....76 -90 WC

Bearcat Invitational(Cincinnati,Ohio)
10 Cincinnati.....70 -92 A
11 Boise State.....44 -53 N

21 Mid Tenn St.....67 -59 WC
23 Kent State.....40T 104 -101WC
J 5 Wright State*.....OT 84 -77 A
10 Eastern Illinois*.....71 -56 A
15 Milwaukee*.....84 -60 WC
17 Green Bay*.....56 -78 WC
22 Valparaiso*.....74 -87 A
24 UIC*.....74 -103 A
27 Youngstown State*64 -67A
29 Western Illinois*.....54 -64 WC
31 Northern Illinois*.....59 -75 WC

F 5 Milwaukee*.....97 -75 A
7 Green Bay*.....62 -83 A
12 Wright State*.....68 -69 WC
14 Eastern Illinois*.....81 -75 WC
19 Western Illinois*.....85 -68 A
21 Northern Ill.*.....OT 81 -80 A
24 Youngstown State*77 -72W
26 Valparaiso*.....76 -83 WC
28 UIC*.....66 -65 WC
M 2 Buffalo.....77 -55 WC

Mid-ContinentTourney(Chicago,Ill.)

6 Wright State.....70 -67 N
7 Green Bay.....63 -93 N

F-JuanHill(9.0ppg,8.3rpg),Malcolm Sims(11.6ppg,4.6rpg),C-SamMitchell(16.9ppg,8.4rpg),G-CraigCaldwell(10.1 ppg,2.7rpg),DerrickZeigler(4.4ppg,3.9 rpg),Reserves-ReggieWelch(11.1ppg, 3.3 rpg), Joe Rey(9.2 ppg, 3.3 rpg)

* - Mid-Continent Game (9-9)

1994-95 Won 10, Lost 17

Coach—Mike Boyd

N26 Hillsdale.....87 -78 WC
D 3 IPFW.....97 -76 WC
5 Southern Utah St.82 -87 A
8 Akron.....57 -66 A
12 Michigan State.....68 -111 A

Rock-N-RollShootout(Cleveland,Ohio)
17 Ohio State.....75 -73QLA

19 Prairie View A&M.92 -69 WC
22 Kent State.....84 -70 A
ASU Tribune Classic (Tempe, Ariz.)
28 Vanderbilt.....64 -93 N
29 Pacific.....85 -94 N

J 5 Xavier*.....69 -84 WC
7 Wright State*.....74 -82 WC
9 Green Bay*.....58 -70 A
14 Detroit*.....56 -70 A
19 LaSalle*.....67 -76 A
21 Butler*.....78 -81 WC
26 Northern Illinois*.....64 -62 WC
28 UIC*.....72 -87 A
30 So. Utah St.....OT 70 -65 WC

F 2 Xavier*.....75 -93 A
6 Cal Poly-SLO.....70 -64 A
9 Milwaukee*.....87 -64 A
11 Detroit*.....66 -80 WC
16 LaSalle*.....81 -78 WC
19 Wright State*.....60 -78 A
22 Loyola*.....73 -75 WC

MCC Tourney (Dayton, Ohio)

M 3 Wright State.....81 -88 A

F-Malcolm Sims(10.9ppg,3.6rpg), JamaJackson(16.4ppg,8.1rpg),C-Juan Hill(8.9ppg,6.4rpg),G-CraigCaldwell(10.8ppg,2.7rpg),DerrickZeigler(5.9ppg,3.7rpg),Reserves-JoeRey(9.4 ppg,2.3rpg,2.4apg),KeithRoberson(6.0 ppg, 4.0 rpg)

*-MidwesternCollegiateGame(3-11)

1995-96 Won 5, Lost 21

Coach—Mike Boyd

N25 Iona.....65 -62 WC
27 Alcorn State.....62 -76 A
D 2 Ohio State.....52 -75 A
4 Akron.....52 -77 WC
12 Youngstown State49 -59 A

Rock-N-RollShootout(Cleveland,Ohio)
16 Dayton60 -68QLA

18 Michigan55 -84 A
23 Toledo44 -71 WC
J 4 Milwaukee*.....55 -73 A
6 Green Bay*.....57 -71 A
11 UIC*.....83 -69 WC
13 Wright State*.....83 -68 WC
18 Northern Illinois*.....62 -76 A
20 Detroit*.....48 -47 WC
25 Butler*.....56 -71 A
27 Loyola*.....71 -81 WC
30 Alcorn State.....58 -56 WC

F 1 Green Bay*.....48 -74 WC
3 Detroit*.....74 -103 A
8 Milwaukee*.....84 -97 WC
10 Butler*.....68 -76 WC
14 Wright State*.....54 -65 A
17 Loyola*.....58 -100 A
19 Cal Poly-SLO.....67 -84 WC
22 Northern Illinois*.....53 -61 WC
24 UIC*.....69 -73 A

F-DerrickZeigler(11.2ppg,6.2rpg), LeonidasSkoutaris(8.9ppg,3.3rpg), C-EricNichelson(11.5ppg,4.7rpg), G-JoeRey(8.8ppg,2.8rpg,2.5apg), ElwynMcRoy(4.5ppg,1.8rpg),Reserves-KeithRoberson(5.9ppg,5.6rpg),Corey Robinson(7.7 ppg, 2.9 rpg)

*-MidwesternCollegiateGame(3-13)

1996-97 Won 9, Lost 19

Coach—Rollie Massimino

N23 Georgetown.....67 -77 WC
25 Akron.....71 -63 A
30 Michigan74 -80 WC
D 3 Michigan State.....78 -83 A
7 Wichita State.....70 -72 A
14 Oregon.....65 -88 A
17 Youngstown State69 -61 WC
23 Toledo50 -75 A
30 Colorado State.....67 -71 WC
J 2 Butler*.....60 -79 WC
4 Wright State*.....79 -76 WC
9 Green Bay*.....56 -72 A
11 Milwaukee*.....74 -67 A
15 Iona.....63 -98 A
18 Loyola*.....66 -68 WC
20 Northern Illinois*.....75 -67 WC
23 Detroit*.....72 -80 WC
25 UIC*.....60 -62 A
30 Butler*.....47 -84 A

F 1 Wright State*.....OT 74 -71 A
6 Green Bay*.....57 -48 WC
8 Milwaukee*.....56 -54 WC
13 Northern Illinois*.....64 -80 A
15 Loyola*.....61 -72 A
19 Detroit*.....60 -68 A
22 UIC*.....67 -75 WC

MCC Tourney (Dayton, Ohio)

M 1 Detroit.....67 -63 N
2 UIC.....42 -64 N

F-MichaelBowens(9.4ppg,5.9rpg), DerrickZeigler(8.6ppg,5.3rpg),C-Eric Nichelson(8.3ppg,4.4rpg),G-Malcolm Sims(14.1ppg,4.5rpg,3.8apg),James Madison(12.6ppg,2.7rpg),Reserves- LeonidasSkoutaris(3.9ppg,1.5rpg), ChristopherDames(3.4ppg,2.4rpg)

*-MidwesternCollegiateGame(6-10)

1997-98 Won 12, Lost 15

Coach—Rollie Massimino

N17 UAB.....58 -74 WC
19 Michigan59 -77 A
25 Georgetown.....56 -78 A
D 2 Kent State.....75 -74 A
6 Michigan State.....54 -85 WC
13 Colorado State.....62 -69 A
17 Akron.....78 -67 WC
22 Tulsa.....59 -55 WC
29 Providence.....60 -72 A
31 Brown.....59 -47 WC
J 3 Wichita State.....OT 64 -63 WC
5 Milwaukee*.....70 -47 WC
9 UIC*.....67 -83 A
12 Loyola*.....68 -75 A
15 Butler*.....67 -62 WC
17 Wright State*.....85 -67 WC
24 Detroit*.....70 -84 A
29 Green Bay*.....63 -75 A
31 Milwaukee*.....78 -81 A
F 1 Dayton.....79 -78 A
5 Green Bay*.....39 -66 WC
7 Loyola*.....75 -65 WC
12 Wright State*.....71 -67 A
14 Butler*.....44 -58 A
19 UIC*.....72 -96 WC
21 Detroit*.....60 -57 WC

MCC Tourney (Green Bay, Wis.)
28 Green Bay.....53 -82 A

F-MichaelBowens(10.4ppg,5.8rpg), JoVonnJefferson(4.9ppg,2.8rpg),C-CarterArnett(6.2ppg,5.7rpg),G-James Madison(15.3ppg,2.8rpg),TheoDixon(10.8ppg,4.0rpg),Reserve-SteveBowie(6.4 ppg, 5.3 rpg)

*-MidwesternCollegiateGame(6-8)

1998-99 Won 14, Lost 14
Coach—Rollie Massimino
N14 Stony Brook.....94 -65 WC
24 UAB.....58 -89 A
28 Providence.....81 -87 WC
D 1 Brown.....84 -54 A
8 Ohio.....64 -61 WC
12 Kent State.....57 -59 WC
19 Prairie View A&M107 -74 WC
21 Akron.....59 -84 A
23 Sacred Heart87 -82 WC

Rock-N-RollShootout(Cleveland,Ohio)
27 Rhode Island.....73 -72QLA

29 Tulsa.....51 -79 A
J 2 South Florida.....69 -67 WC
7 UIC*.....77 -89 WC
9 Loyola*.....79 -72 WC
14 Butler*.....62 -78 A
16 Wright State*.....74 -89 A
20 Green Bay*.....57 -60 A
23 Detroit*.....58 -73 WC
28 Green Bay*.....OT 67 -71 WC
30 Milwaukee*.....72 -68 WC
F 4 UIC*.....59 -56 A
6 Loyola*.....58 -60 A
11 Butler*.....73 -62 WC
13 Wright State*.....87 -64 WC
16 Milwaukee*.....75 -64 A
20 Detroit*.....66 -78 A

MCC Tourney (Chicago, Ill.)
27 Loyola.....65 -59 N
28 Detroit.....65 -80 N

(10.8ppg,4.0rpg),Reserve-SteveBowie(6.4 ppg, 5.3 rpg)

*-MidwesternCollegiateGame(6-8)

1998-99 Won 14, Lost 14

Coach—Rollie Massimino

N14 Stony Brook.....94 -65 WC
24 UAB.....58 -89 A
28 Providence.....81 -87 WC
D 1 Brown.....84 -54 A
8 Ohio.....64 -61 WC
12 Kent State.....57 -59 WC
19 Prairie View A&M107 -74 WC
21 Akron.....59 -84 A
23 Sacred Heart87 -82 WC

Rock-N-RollShootout(Cleveland,Ohio)
27 Rhode Island.....73 -72QLA

29 Tulsa.....51 -79 A
J 2 South Florida.....69 -67 WC
7 UIC*.....77 -89 WC
9 Loyola*.....79 -72 WC
14 Butler*.....62 -78 A
16 Wright State*.....74 -89 A
20 Green Bay*.....57 -60 A
23 Detroit*.....58 -73 WC
28 Green Bay*.....OT 67 -71 WC
30 Milwaukee*.....72 -68 WC
F 4 UIC*.....59 -56 A
6 Loyola*.....58 -60 A
11 Butler*.....73 -62 WC
13 Wright State*.....87 -64 WC
16 Milwaukee*.....75 -64 A
20 Detroit*.....66 -78 A

MCC Tourney (Chicago, Ill.)

27 Loyola.....65 -59 N
28 Detroit.....65 -80 N

F-JoVonnJefferson(7.1ppg,4.3rpg),Theo Dixon(11.0ppg,5.8rpg),C-RicardoCrumble(7.3ppg,4.4rpg),G-MelvinMcKey(6.8ppg, 3.4apg),JamesMadison(15.0ppg,2.9rpg), Reserves-SteveBowie(5.5ppg,3.6rpg), JamaalHarris(5.7ppg,2.5rpg),SonnyJohnson(8.5 ppg, 3.5 rpg)

*-MidwesternCollegiateGame(6-8)

1999-00 Won 16, Lost 14
Coach—Rollie Massimino
N20 Ohio.....82 -87 A

Big Island Invitational (Hilo, Hawaii)
26 Cincinnati.....56 -91 N
27 Rhode Island.....69 -73 N
28 Hawaii-Hilo.....77 -74 A

Rock-N-RollShootout(Cleveland,Ohio)
D 4 Bowling Green86 -91QLA

7 Akron.....72 -79 WC
11 Sacred Heart.....92 -76 A
14 Prairie View A&M113 -55 WC
18 Dayton75 -60 WC
20 Oakland.....81 -67 WC
27 Temple.....66 -79 WC
30 St. Bonaventure...69 -71 A
J 6 Loyola*.....70 -68 A
8 UIC*.....OT 91 -89 A
10 Sacred Heart80 -50 WC
13 Butler*.....53 -45 WC
15 Wright State*.....69 -55 WC
17 South Florida.....OT 81 -86 A
22 Detroit*.....68 -71 A
27 Green Bay*.....72 -59 A
29 Milwaukee*.....OT 109 -105 A
F 3 UIC*.....85 -73 WC
5 Loyola*.....69 -60 WC
10 Wright State*.....88 -91 A
12 Butler*.....54 -81 A
16 Stony Brook.....79 -60 A
19 Detroit*.....81 -69 WC
24 Milwaukee*.....67 -70 WC
26 Green Bay*.....57 -60 WC

MCC Tourney (Fairborn, Ohio)

M 3 UIC.....62 -91 N
4 Detroit.....81 -61 N

F-AndreWilliams(4.2ppg,4.9rpg),Theo Dixon(18.0ppg,4.8rpg),C-KevinRoss(5.3ppg,6.4rpg),G-JamaalHarris(15.3 ppg,3.3rpg),JemaineRobinson(10.6ppg, 2.8rpg,2.8apg),Reserves-DocTaylor(6.5ppg,4.4rpg),TahricGosley(6.5ppg, 4.8rpg),AnthonyJackson(2.6ppg,2.9rpg)

*-MidwesternCollegiateGame(9-5)

2001-02 Won 12, Lost 16
Coach—Rollie Massimino
N16 IUPUI.....65 -82 A
20 St. Bonaventure...64 -79 WC
24 Vermont.....72 -69 A
D 1 Siena.....66 -66 WC
4 Stony Brook.....56 -64 A
15 Akron.....79 -66 WC
19 Florida State.....63 -76 A
22 Prairie View A&M.90 -53 WC
27 Duquesne82 -64 WC

Rock-N-RollShootout(Cleveland,Ohio)
29 Kent State.....62 -66QLA

31 Norfolk State.....79 -69 WC
J 3 Norfolk State.....63 -87 A
5 UIC*.....83 -69 A
7 Butler*.....45 -62 WC
10 Youngstown State*71 -58W
14 Wright State*.....64 -68 WC
19 Detroit*.....50 -53 A
24 Milwaukee*.....69 -78 A
26 Green Bay*.....50 -61 A
31 Loyola*.....81 -60 WC
F 2 UIC*.....76 -70 WC

MCC Tourney (Chicago, Ill.)
M 4 UIC.....54 -70 A

F-DocTaylor(6.2ppg,3.4rpg),Sonny Johnson(11.9ppg,4.6rpg),C-Kevin Ross(5.7ppg,5.7rpg),G-JamesMadison(13.0ppg,2.7rpg),DamonStringer(19.1 ppg,2.9rpg,3.6apg),Reserves-Jamaal Harris(7.8ppg,2.4rpg),TahricGosley(3.8 ppg, 2.9 rpg)

*-MidwesternCollegiateGame(9-5)

2000-01 Won 19, Lost 13

Coach—Rollie Massimino

N17 Vermont.....68 -53 WC
19 Yale.....80 -70 WC

EnergiaSystemsThanksgivingTourney (Kansas City, Mo.)

24 Creighton.....59 -66 N
25 UMKC.....57 -55 A
26 SE Missouri71 -72 N

D 2 Siena79 -84 A
5 California54 -62 A
9 Oakland87 -73 A
19 Florida State.2OT 87 -85 WC
21 Akron.....80 -82 A
23 Temple46 -73 A

IslanderClassic(CorpusChristi,Texas)

28 Winthrop.....60 -53 N
29 Texas A&M-CC.....81 -77 A

J 4 Loyola*.....73 -70 WC
6 UIC*.....71 -62 WC
8 Stony Brook.....70 -53 WC
11 Butler*.....52 -65 A
13 Wright State*.....58 -67 A
16 St. Bonaventure...61 -64 WC
20 Detroit*.....69 -67 WC
25 Green Bay*.....76 -72 WC
27 Milwaukee*.....57 -34 WC

F 1 UIC*.....OT 65 -64 A
3 Loyola*.....80 -77 A
5 Texas A&M-CC.....81 -75 WC
8 Wright State*.....77 -60 WC
10 Butler*.....56 -59 WC
18 Detroit*.....63 -75 A
22 Milwaukee*.....68 -86 A
24 Green Bay*.....63 -60 A

MCC Tourney (Fairborn, Ohio)

M 3 UIC.....62 -91 N
4 Detroit.....81 -61 N

F-AndreWilliams(4.2ppg,4.9rpg),Theo Dixon(18.0ppg,4.8rpg),C-KevinRoss(5.3ppg,6.4rpg),G-JamaalHarris(15.3 ppg,3.3rpg),JemaineRobinson(10.6ppg, 2.8rpg,2.8apg),Reserves-DocTaylor(6.5ppg,4.4rpg),TahricGosley(6.5ppg, 4.8rpg),AnthonyJackson(2.6ppg,2.9rpg)

*-MidwesternCollegiateGame(9-5)

2001-02 Won 12, Lost 16
Coach—Rollie Massimino
N16 IUPUI.....65 -82 A
20 St. Bonaventure...64 -79 WC
24 Vermont.....72 -69 A
D 1 Siena.....66 -66 WC
4 Stony Brook.....56 -64 A
15 Akron.....79 -66 WC
19 Florida State.....63 -76 A
22 Prairie View A&M.90 -53 WC
27 Duquesne82 -64 WC

Rock-N-RollShootout(Cleveland,Ohio)
29 Kent State.....62 -66QLA

31 Norfolk State.....79 -69 WC
J 3 Norfolk State.....63 -87 A
5 UIC*.....83 -69 A
7 Butler*.....45 -62 WC
10 Youngstown State*71 -58W
14 Wright State*.....64 -68 WC
19 Detroit*.....50 -53 A
24 Milwaukee*.....69 -78 A
26 Green Bay*.....50 -61 A
31 Loyola*.....81 -60 WC
F 2 UIC*.....76 -70 WC

MCC Tourney (Chicago, Ill.)
M 4 UIC.....54 -70 A

2025-26 VIKINGS | HISTORY & RECORDS

7 Wright State*.....72 -87 A
 9 Butler.....45 -70 A
 14 Youngstown State*58 -48A
 16 Detroit*.....62 -72 WC
 21 Milwaukee*.....69 -67 WC
 23 Green Bay*.....66 -74 WC

HorizonLeagueTourney(Cleveland,Ohio)
 M 2 Detroit.....63 -67 WC

F-TheoDixon(14.7ppg,6.0rpg),Andre Williams(7.1ppg,5.0rpg),C-Tahir Gosley(7.5ppg,5.1rpg),G-JamaalHarris (15.5ppg,4.0rpg),JermaineRobinson(8.1 ppg,2.3rpg,2.9apg),Reserves-Pape Badiane(5.9ppg,1.8rpg),WaltChavis (1.9ppg,2.6apg)

* - Horizon League Game (6-10)

2002-03 Won 8, Lost 22
 Coach—Rollie Massimino

DellBCAInvitational(FortCollins,Colo.)
 N16 Florida Atlantic.....66 -71 N
 18 IPFW.....78 -71 N
 19 Colorado State.....63 -77 A
 27 Duquesne.....74 -67 A
 30 California.....OT 64 -73 WC
 D 4 Akron.....68 -65 A
 6 Md.-Eastern Shore81 -61 WC
 8 Michigan State.....47 -79 A
 14 Kent State.....68 -91 WC
 18 IUPUI.....74 -90 WC
 21 Boston University 70 -56 WC

Rock-N-RollShootout(Cleveland,Ohio)
 28 Bowling Green.....72 -80QLA
 J 2 Green Bay*.....66 -55 WC
 4 Milwaukee*.....58 -70 WC
 9 Youngstown State*55 -57A
 11 Wright State*.....55 -52 WC
 16 UIC*.....63 -69 A
 18 Loyola*.....65 -77 A
 25 Detroit*.....51 -70 WC
 28 St. Bonaventure #67 -81 A
 F 1 Butler*.....57 -73 A
 6 Green Bay*.....56 -89 A
 8 Milwaukee*.....69 -86 A
 13 Youngstown State*86 -76W
 15 Wright State*.....63 -76 A
 20 UIC*.....74 -87 WC
 22 Loyola*.....72 -77 WC
 24 Butler*.....2OT 75 -79 WC
 M 1 Detroit*.....55 -72 A

HorizonLeagueTourney(Chicago,Ill.)
 4 Loyola.....57 -69 N

F-TahirGosley(9.0ppg,6.3rpg),Andre Williams(6.7ppg,5.3rpg),C-Pape Badiane(6.5ppg,5.3rpg),G-WaltChavis (4.1ppg,4.9apg),JermaineRobinson(10.5 ppg,3.0apg),Reserves-ModiboNiakate (11.9ppg,3.5rpg),PerrellColes(11.6ppg, 1.6rpg),JonathanBurge(8.4ppg,2.3rpg)

* - Horizon League Game (3-13)

2003-04 Won 4, Lost 25
 Coach—Mike Garland

N22 Central State.....76 -63 WC
 25 Florida A&M.....97 -88 A
 29 North Carolina.....76 -82 WC
 D 3 Penn State.....62 -73 A
 6 Utah Valley State.....66 -48 WC
 13 Norfolk State.....64 -52 A
 17 Kent State.....66 -116 A
 20 Akron.....59 -61 WC
 22 Boston University 62 -64 A

IslanderClassic(CorpusChristi,Texas)
 29 Georgia Southern64 -79 N
 30 Drake.....80 -83 N

J 3 Green Bay*.....69 -70 A
 5 Loyola*.....83 -90 WC
 8 Wright State*.....72 -78 WC
 10 Youngstown State*82 -86A
 17 UIC*.....68 -83 A

19 Detroit*.....53 -75 WC
 22 Milwaukee*.....64 -78 WC
 24 Youngstown State*59 -61CW
 29 Butler*.....43 -61 A
 31 Wright State*.....56 -72 A
 F 5 Green Bay*.....58 -60 WC
 7 Detroit*.....55 -77 A
 12 Butler*.....56 -57 WC
 14 UIC*.....56 -67 WC

BracketBusterSaturday(Cleveland,Ohio)
 21 Eastern Michigan 66 -87 WC

26 Loyola*.....59 -70 A
 28 Milwaukee*.....63 -88 A

HorizonTourney(Detroit,Mich.)
 M 2 Detroit.....36 -62 A

F-JermaineRobinson(19.6ppg,4.7rpg), OmarWestley(14.8ppg,8.6rpg),C-Pape Badiane(7.3ppg,5.7rpg),G-WaltChavis (5.6ppg,3.7apg),VictorMorris(6.2ppg, 2.2apg)Reserves-PerrellColes(10.2 ppg,1.5rpg),PatrickTatham(3.8ppg, 4.7rpg),LukeMurphy(2.3ppg,2.0rpg), AmadouKoundoul(1.8ppg,1.9rpg)

* - Horizon League Game (0-16)

2004-05 Won 9, Lost 17
 Coach—Mike Garland

N20 Hillsdale.....73 -64 WC
 27 Norfolk State.....79 -47 WC
 D 2 Clarion.....91 -73 WC
 8 Akron.....75 -79 A
 11 Kent State.....68 -71 WC
 18 Utah Valley State.....65 -72 A
 23 Eastern Michigan 76 -89 A
 30 North Carolina.....64 -107 A
 J 3 Loyola*.....55 -70 A
 6 Wright State*.....57 -73 A
 8 Youngstown State*78 -62W
 11 Green Bay*.....76 -81 A
 15 UIC*.....57 -74 A
 20 Milwaukee*.....65 -85 A
 22 Youngstown State*78 -77A
 27 Butler*.....77 -57 WC
 29 Wright State*.....67 -53 WC
 F 3 Green Bay*.....62 -69 WC
 5 Detroit*.....69 -62 WC
 10 Butler*.....65 -56 A
 12 UIC*.....66 -73 WC
 16 Detroit*.....52 -67 A

BracketBusterSaturday(Mt.Pleasant,Mi)
 19 Central Michigan.70 -79 A

23 Loyola*.....63 -67 WC
 26 Milwaukee*.....59 -81 WC

HorizonLeagueTourney(Chicago,Ill.)
 M 1 UIC.....65 -84 A

F-RaheemMoss(12.8ppg,3.5rpg),Omari Westley(17.1ppg,8.3rpg),C-Patrick Tatham(8.8ppg,5.1rpg),G-WaltChavis (4.8ppg,4.2apg),MikeRedell(6.2ppg, 3.4apg)Reserves-ModiboNiakate(9.7 ppg,2.0rpg),SteveGansey(5.3ppg,1.7 rpg),FrashonMcGee(5.3ppg,3.6rpg), VictorMorris(5.1ppg,1.5rpg),Justin Henderson(4.2ppg,2.3rpg)

* - Horizon League Game (6-10)

2005-06 Won 10, Lost 18
 Coach—Mike Garland

N19 Florida A&M.....66 -68 WC
 22 North Carolina.....55 -112 A
 26 Rochester College76 -43 WG
 30 Central Michigan.56 -43 WC
 D 3 Kent State.....68 -83 A
 10 Albany.....65 -78 WC
 16 Michigan State.....75 -83 A
 20 Utah Valley St. OT 70 -69 WC
 22 John Carroll.....84 -53 WC
 29 Loyola*.....60 -77 WC
 J 2 Milwaukee*.....68 -75 A

5 Wright State*.....55 -58 WC
 12 Detroit*.....OT 59 -53 WC
 14 Youngstown State*63 -50A
 16 Akron.....50 -62 WC
 19 UIC*.....87 -83 A
 21 Green Bay*.....66 -63 A
 25 Butler*.....51 -55 WC
 28 Youngstown State*63 -68W
 F 2 Detroit*.....73 -84 A
 4 Loyola*.....75 -81 A
 8 Butler*.....49 -78 A
 11 Milwaukee*.....57 -86 WC
 15 Wright State*.....63 -56 A

BracketBusterSaturday(Cleveland,Ohio)
 18 Delaware.....52 -40 WC

22 UIC*.....OT 67 -72 WC
 25 Green Bay*.....72 -76 WC

HorizonLeagueTourney(Detroit,Mich.)
 28 Detroit.....58 -92 A

F-PatrickTatham(7.6ppg,6.0rpg), JNathanBullock(11.3ppg,4.5rpg),C-Ije Nwankwo(11.0ppg,5.2rpg),G-Carlos English(8.1ppg,4.6apg),RaheemMoss (10.0ppg,3.3rpg)Reserves-VictorMorris (7.6ppg,2.7rpg),FrashonMcGee(4.5 ppg,5.0rpg),SteveGansey(3.8ppg,0.9 rpg),JustinHenderson(1.8ppg,1.6rpg), Renard Fields(1.3ppg,1.3rpg)

* - Horizon League Game (5-11)

2006-07 Won 10, Lost 21
 Coach—Gary Waters

N11 George Mason.....74 -79 WC
 13 Notre Dame (Ohio)88 -62W
 America'sYouthClassic(Evansville,Ind.)
 17 Buffalo.....73 -77 N
 18 Evansville.....49 -63 A
 19 Miami (Fla.).....78 -67 N
 22 John Carroll.....84 -65 WC
 26 Delaware.....59 -53 A
 29 Kent State.....66 -59 WC
 D 2 Butler*.....45 -70 A
 5 Kansas State.....60 -93 A
 9 Ohio State.....57 -78 A
 17 Central Michigan2OT 76 -78A
 19 Chicago State OT 77 -82 WC
 27 UIC*.....62 -72 WC
 30 West Virginia Tech73 -52 WC
 J 4 Loyola*.....55 -66 A
 6 Green Bay*.....53 -65 A
 11 Milwaukee*.....48 -60 WC
 13 Detroit*.....63 -61 WC
 18 Wright State*.....67 -78 WC
 20 Youngstown State*63 -68A
 27 UIC*.....60 -55 A
 29 Milwaukee*.....OT 56 -57 A
 F 1 Loyola*.....57 -61 WC
 3 Green Bay*.....66 -79 WC
 8 Butler*.....50 -92 WC
 14 Wright State*.....55 -68 A

ESPNUBracketBusters(Northridge,Calif.)
 17 Cal St. Northridge85 -76 A
 21 Detroit*.....48 -60 A
 24 Youngstown State*68 -55W

HorizonLeagueTourney(GreenBay,Wis.)
 27 Green Bay.....59 -78 A

F-RaheemMoss(10.6ppg,4.2rpg), JNathan Bullock(13.5ppg,6.5rpg), C-PatrickTatham(5.6ppg,4.8rpg), G-CarlosEnglish(8.6ppg,4.1apg),Joe Davis(9.2ppg,2.0rpg)Reserves-Victor Morris(7.5ppg,2.5rpg),BahaadarRussell (6.9ppg,1.7rpg),KevinFrancis(6.2ppg, 4.4rpg),BreyohnWatson(2.3ppg,1.0rpg), RenardFields(2.0ppg,2.9rpg),Tristan Crawford(1.6ppg,1.3rpg)

2007-08 Won 21, Lost 13
 Coach—Gary Waters

J 3 Detroit*.....53 -44 A

GlennWilkesClassic(Tampa,Fla.)
 N 9 South Florida.....73 -70 A
 13 George Mason.....47 -56 A
 GlennWilkesClassic(DaytonaBeach,Fla.)
 16 Georgia Southern70 -72 N
 17 Florida State.....69 -66 N
 18 Florida Atlantic.....76 -66 N
 24 John Carroll.....67 -57 WC
 28 Cal State Northridge 68 -75W
 D 1 Geneva.....107 -51 WC
 4 Chicago State.....77 -73 A
 8 Youngstown State*77 -54W

McLendonScholarshipClassic (Cleveland,Ohio)
 18 Ohio State.....63 -80QLA

22 Central Michigan.86 -70 WC
 29 Kent State.....69 -84 A
 J 3 Loyola*.....63 -55 WC
 5 UIC*.....68 -51 WC
 10 Detroit*.....74 -64 A
 12 Wright State*.....65 -63 A
 17 Butler*.....56 -52 WC
 19 Valparaiso*.....69 -63 WC
 24 Green Bay*.....50 -59 A
 26 Milwaukee*.....71 -79 A
 31 UIC*.....68 -74 A
 F 2 Loyola*.....53 -65 A
 7 Wright State*.....49 -55 WC
 9 Detroit*.....60 -56 WC
 11 Green Bay*.....81 -64 WC
 14 Valparaiso*.....71 -58 A
 16 Butler*.....46 -51 A
 20 Milwaukee*.....74 -64 WC

O'ReillyESPNUBracketBusters (Cleveland,Ohio)
 23 Marist.....59 -44 WC

M 1 Youngstown State*65 -58A

HorizonLeagueTourney(Indianapolis,Ind.)
 8 Valparaiso.....78 -73 N
 11 Butler.....55 -70 A
 NIT First Round (Dayton, Ohio)
 19 Dayton.....57 -66 A

F-JNathanBullock(14.8ppg,6.6rpg), GeorgeTandy(4.2ppg,4.2rpg)C-Chris Moore(4.9ppg,2.7rpg),G-CedricJackson (13.9ppg,4.9rpg,4.9apg),Breyohn Watson(5.2ppg,2.0rpg)Reserves-Joe Davis(8.4ppg,1.5rpg),NorrisCole(4.9 ppg,1.4rpg),D'AundrayBrown(4.9ppg, 3.7rpg),KevinFrancis(4.3ppg,3.9rpg), Renard Fields(2.1ppg,1.5rpg)

* - Horizon League Game (12-6)

2008-09 Won 26, Lost 11
 Coach—Gary Waters

N15 Oakland.....58 -55 WC
 CBE Classic (Seattle, Wash.)
 18 Washington.....63 -78 A

McLendonScholarshipClassic (Cleveland,Ohio)
 22 Kansas State.....59 -69 WC

CBE Classic (Miami, Fla.)
 24 Saint Leo.....72 -62 N
 25 Toledo.....77 -56 N
 26 Florida International 66 -58A

D 2 Valparaiso*.....66 -42 WC
 4 Butler*.....48 -50 WC
 6 West Virginia.....43 -53 A
 13 Marist.....66 -47 A
 15 Syracuse.....72 -69 A
 20 La Roche.....72 -46 WC
 23 Kent State.....67 -41 WC
 27 Notre Dame College91 -40W
 30 Wright State*.....62 -71 A
 J 3 Detroit*.....53 -44 A

8 Loyola*.....76 -50 WC
 10 UIC*.....79 -69 WC
 15 Green Bay*.....65 -80 A
 17 Milwaukee*.....75 -77 A
 23 Youngstown State*60 -64A
 29 Detroit*.....66 -49 WC
 31 Wright State*.....59 -50 WC
 F 5 UIC*.....66 -63 A
 7 Loyola*.....83 -70 A
 12 Milwaukee*.....70 -61 WC
 14 Green Bay*.....83 -75 WC
 18 Youngstown State*58 -54W
 O'ReillyESPNUBracketBusters (Wichita,Kan.)
 21 Wichita State.....59 -70 A
 26 Valparaiso*.....71 -64 A
 28 Butler*.....56 -58 A

HorizonLeagueTourney(Cleveland,Ohio)
 M 3 Detroit.....56 -43 WC

HorizonLeagueTourney(Indianapolis,Ind.)
 6 UIC.....67 -64 N
 7 Green Bay.....73 -67 N
 10 Butler.....57 -57 A

NCAA Indianapolis Regional
 1st & 2nd Rounds (Miami, Fla.)
 20 Wake Forest.....84 -69 N
 22 Arizona.....57 -71 N

F-JNathanBullock(15.2ppg,7.1rpg), D'AundrayBrown(7.4ppg,5.7rpg)C-Chris Moore(5.2ppg,3.0rpg),G-Cedric Jackson(10.9ppg,5.8rpg,5.4apg),Norris Cole(13.3ppg,2.5rpg)Reserves-George Tandy(5.7ppg,5.1rpg),TrevonHarmon (5.2ppg,1.2rpg),JeremyMontgomery(4.0 ppg,0.8rpg),RenardFields(1.0ppg,1.0 rpg), Josh McCoy(0.9ppg,1.0rpg)

* - Horizon League Game (12-6)

2009-10 Won 16, Lost 17
 Coach—Gary Waters
 N13 St. Bonaventure...62 -72 A
 16 Wilmington.....99 -74 WC

Cancun Challenge(Cancun,Mexico)
 19 Florida A&M.....78 -64 WC
 21 Sam Houston State80 -65W
 24 Kentucky.....49 -73 N
 25 Virginia.....65 -76 N

28 Wichita State.....54 -69 WC
 D 3 Wright State*.....64 -73 A
 5 Detroit*.....62 -69 A
 12 Wilberforce.....113 -61 WG
 15 Robert Morris.....70 -78 WC

McLendonScholarshipClassic (Cleveland,Ohio)
 19 West Virginia.....78 -80 WC

22 Ohio State.....59 -72 A
 29 Kansas State.....56 -85 A
 J 2 Youngstown State*70 -48A
 7 Loyola*.....62 -57 WC
 9 UIC*.....70 -63 WC
 14 Butler*.....55 -64 A
 16 Valparaiso*.....71 -78 A
 22 Green Bay*.....64 -50 WC
 24 Milwaukee*.....73 -72 WC
 30 Youngstown State*77 -60W
 F 4 UIC*.....74 -63 A
 6 Loyola*.....59 -56 A
 11 Valparaiso*.....80 -71 WC
 13 Butler*.....59 -70 WC
 16 Green Bay*.....57 -74 A
 18 Milwaukee*.....59 -69 A

O'ReillyESPNUBracketBusters (Cleveland,Ohio)
 20 Toledo.....87 -63 WC
 25 Detroit*.....54 -65 WC
 27 Wright State*.....68 -63 WC

2025-26 VIKINGS | HISTORY & RECORDS

Horizon League Tourney (Cleveland, Ohio)
M 2 Loyola80 -66 WC

Horizon League Tourney (Indianapolis, Ind.)
5 Milwaukee75 -82 N

F-D'Aundray Brown (8.6ppg, 5.6rpg)
C-Aaron Pogue (6.3ppg, 5.4rpg), G-Norris Cole (16.3ppg, 2.8rpg, 4.4apg), Trevon Harmon (10.5ppg, 2.4rpg), Jeremy Montgomery (12.8ppg, 1.9rpg, 2.3apg)
Reserves-Jared Cunningham (5.2ppg, 2.6rpg), Lance James (3.9ppg, 1.6rpg), Tim Kamczyc (3.7ppg, 2.6rpg), Charlie Woods (1.8ppg, 0.8rpg), Anthony Wells (1.4ppg, 1.0rpg), Joe Latas (0.9ppg, 0.9rpg).

* - Horizon League Game (10-8)

2010-11 Won 27, Lost 9
Coach—Gary Waters

World Vision Classic (Cleveland, Ohio)

N12 Bryant71 -57 WC
13 Iona78 -68 WC
14 Kent State69 -66 WC
15 Urbana83 -49 WC
19 at UL-Lafayette60 -55 A
24 at Akron64 -51 A
27 St. Bonaventure69 -51 WC
29 Robert Morris58 -53 WC

D 2 Green Bay*83 -75 A
4 Milwaukee*82 -59 A
7 West Virginia Tech94 -62 WC
11 Sam Houston St.74 -62 A
18 West Virginia63 -74 A
22 South Florida69 -62 WC
30 Loyola*73 -55 WC

J 1 UIC*83 -59 WC
7 Butler*56 -79 A
9 Valparaiso58 -64 A
15 Youngstown State*61 -51A
20 Detroit*81 -69 WC
22 Wright State*65 -46 WC
27 UIC*63 -49 A
29 Loyola*81 -70 A

F 3 Valparaiso*76 -65 WC
5 Butler*61 -73 WC
7 Detroit*78 -81 A
12 Youngstown State*86 -76W
16 Wright State*74 -72 A

ESPNU BracketBusters (Norfolk, Va.)
20 Old Dominion63 -74 A

24 Milwaukee*83 -87 WC
26 Green Bay*64 -57 WC

Horizon League Tourney (Cleveland, Ohio)
M 1 UIC73 -61 WC

Horizon League Tourney (Milwaukee, Wis.)
4 Wright State73 -59 N
5 Butler68 -76 N

NIT 1st & 2nd Rounds (Cleveland, Ohio)
15 Vermont63 -60 H
19 College of Charleston 56 -64H

F-Tim Kamczyc (5.9ppg, 3.7rpg)
C-Aaron Pogue (8.2ppg, 6.1rpg), G-Norris Cole (21.7ppg, 5.8rpg, 5.3apg), Trevon Harmon (13.2ppg, 4.0rpg), Jeremy Montgomery (11.6ppg, 2.6rpg)
Reserves-Devon Long (2.0ppg, 0.9rpg), Joe Latas (1.9ppg, 1.9rpg), Josh McCoy (4.4ppg, 2.6rpg), Luda Ndaye (1.1ppg, 1.5rpg), Charlie Woods (2.6ppg, 2.5rpg)

* - Horizon League Game (13-5)

2011-12 Won 22, Lost 11
Coach—Gary Waters

Ticket City Legends Classic (Nashville, Tenn.)

N13 at Vanderbilt71 -58 A
15 Rio Grande86 -57 WC

18 St. Bonaventure67 -64 WC
22 at Kent State57 -53 A

Ticket City Legends Classic (Kingston, R.I.)

25 Boston University 63 -62 N
26 Hofstra53 -63 N
27 Rhode Island67 -45 A

D 1 Wright State*45 -43 A
3 Detroit*66 -61 A
8 Robert Morris62 -58 A
10 Akron69 -66 H
19 South Florida55 -70 A
22 Sam Houston State 63 -45H
28 Toledo72 -64 A
31 Youngstown State* 77 -73H

J 5 UIC*73 -56 H
7 Loyola*69 -48 H
13 Butler*76 -69 A
15 Valparaiso*66 -72 A
20 Green Bay*78 -68 H
22 Milwaukee*83 -57 H
28 Youngstown State* 67 -47 A

F 3 Loyola*65 -47 A
5 UIC*70 -42 A
9 Valparaiso*41 -59 H
11 Butler*49 -52 H
14 Milwaukee*84 -86 A

ESPNU BracketBusters
18 Drexel49 -69 H

21 Green Bay*67 -71 A
23 Detroit*77 -64 H
25 Wright State*77 -55 H

Horizon League Tourney Valparaiso, Ind.
M 3 Detroit58 -63 N

NIT 1st Rounds
13 Stanford65 -76 A

F-Tim Kamczyc (9.1ppg, 3.9rpg), D'Aundray Brown (10.8ppg, 4.5rpg)
C-Aaron Pogue (5.7ppg, 4.5rpg), G-Trey Harmon (12.6ppg, 2.6rpg), Jeremy Montgomery (10.9ppg, 3.1apg)
Reserves-Sebastian Douglas (2.9ppg, 2.0rpg), Anton Grady (8.5ppg, 6.4rpg), Charlie Lee (4.1ppg, 2.2apg), Devon Long (1.2ppg, 1.0rpg), Marlin Mason (3.7ppg, 2.6rpg), Luda Ndaye (1.3ppg, 1.3rpg), Ike Nwamu (2.1ppg, 0.6rpg).

* - Horizon League Game (12-6)

2012-13 Won 14, Lost 18
Coach—Gary Waters
N 9 Grambling92 -49 WC

Preseason NIT (Ann Arbor, Mich.)
12 vs. Bowling Green 79 -73 N
13 at Michigan47 -77 A

17 Old Dominion67 -55 WC

Preseason NIT (Moon Township, Pa.)
19 vs. Ala.-Huntsville 71 -69 N
20 at Robert Morris62 -71 A

28 at Ball State69 -63 A
D 1 Toledo78 -73 WC
8 at NC State63 -80 A
15 at St. Bonaventure 53 -87 A
19 Notre Dame (Ohio) 77 -66W
23 at Akron57 -87 A
28 Rio Grande79 -59 WC
J 2 Kent State55 -72 WC
4 at Valparaiso*50 -74 A
7 UIC*60 -50 WC
9 at Wright State*53 -69 A
12 Detroit*74 -62 WC
17 at Milwaukee*57 -69 A
19 at Green Bay*50 -77 A
23 Loyola*55 -67 WC
26 at Youngstown St. *59 -73A
F 2 at UIC*77 -66 A

5 Youngstown State *66 -60W
9 Valparaiso72 -80 WC
12 at Detroit62 -92 A
15 Green Bay59 -66 WC
17 Milwaukee88 -67 WC
20 Wright State41 -50 WC

Sears BracketBusters (Macomb, Ill.)
23 at Western Illinois 60 -54 A

M 2 at Loyola60 -87 A

Horizon League Tourney Chicago, Ill.
M 5 at UIC59 -82 A

* - Horizon League Game (5-11)

F-Devon Long (6.7ppg, 3.5rpg), Tim Kamczyc (8.1ppg, 3.6rpg), G-Sebastian Douglas (6.7ppg, 3.4rpg), Bryn Forbes (12.7ppg, 3.5rpg), Charlie Lee (11.6ppg, 4.8apg), Reserves-Josh Ivory (1.3ppg, 1.0rpg), Junior Lomomba (5.8ppg, 2.3rpg), Marlin Mason (8.0ppg, 5.3rpg), Luda Ndaye (3.0ppg, 2.0rpg), Aaron Scales (1.5ppg, 1.2rpg), Injured-Anton Grady (13.7ppg, 5.5rpg - 6 games).

2013-14 Won 21, Lost 12
Coach—Gary Waters
N 9 Iona73 -69 WC
13 at San Francisco82 -91 A
Keightley Classic

15 at Texas-Arlington 83 -73 A
18 at Eastern Michigan 69 -81A
23 Robert Morris87 -74 WC
25 at Kentucky61 -68 A
30 Ball State78 -55 WC

D 4 at Drexel82 -85 A
7 Akron61 -73 WC
16 Western Carolina .66 -55 WC
18 Notre Dame (Ohio) 97 -72W
21 at Toledo67 -71 A
23 LaRoche89 -42 WC
28 at Kent State78 -70 A

J 2 at Green Bay*55 -66 A
4 at Milwaukee*77 -49 A
8 Detroit*73 -63 WC
13 at Youngstown St. *66 -67A
16 Oakland*86 -76 WC
19 Wright State*46 -49 WC
22 at UIC*74 -64 A
25 Valparaiso*69 -50 WC
28 at Eastern Illinois .82 -68 A
31 at Detroit*86 -78 A

F 6 at Oakland*92 -85 A
8 at Wright State*72 -68 A
13 UIC*73 -53 WC
15 Green Bay*54 -68 WC
22 Milwaukee*74 -50 WC
25 Youngstown St. *70 -69 WC
M 1 at Valparaiso*63 -52 A

Horizon League Tourney Green Bay, Wis.
M 8 vs. Wright State63 -68 N

Collegelsider.com Tournament
M19 at Ohio62 -64 A

* - Horizon League Game (12-4)

F-Anton Grady (10.4ppg, 6.8rpg), Marlin Mason (5.9ppg, 4.2rpg), G-Bryn Forbes (15.6ppg, 3.1rpg), Trey Lewis (13.1ppg, 3.4apg), Charlie Lee (9.8ppg, 4.1apg), Reserves-Sebastian Douglas (8.1ppg, 3.3rpg), Jon Harris (10.2ppg, 5.8rpg), Devon Long (2.2ppg, 1.7rpg), Ludovic Ndaye (3.0ppg, 2.3rpg), Demonte Flannigan (1.0ppg, 0.7rpg).

2014-15 Won 19, Lost 14
Coach—Gary Waters
N14 at Iona73 -78 A
17 Tiffin85 -56 WC
19 Jacksonville State 60 -46 WC
22 at Savannah State 83 -87 A

26 at Louisville33 -45 A
28 at Marshall68 -59 A
D 3 Toledo54 -59 WC
7 Western Illinois54 -54 WC
13 at Bowling Green 57 -67 A
15 Mt. Vernon Nazarene 86 -40W
18 at Virginia54 -70 A
21 San Francisco69 -65 WC
23 Eastern Illinois65 -67 WC
29 at VCU63 -72 A

J 2 Milwaukee*84 -57 WC
4 at UIC*74 -69 A
8 Oakland*65 -61 WC
10 at Valparaiso*56 -58 A
14 at Wright State*55 -50 A
17 at Youngstown St. *74 -61A
23 Detroit*70 -66 WC
26 at Oakland*56 -59 A
31 Green Bay*76 -62 WC

F 4 Youngstown St. *73 -60 WC
7 Wright State*88 -72 WC
13 at Detroit*65 -66 A
15 UIC*67 -59 WC
20 at Green Bay*56 -61 A
22 at Milwaukee*60 -66 A
27 Valparaiso*53 -56 WC

Horizon League Tourney Valparaiso, Ind.
M 6 vs. Detroit70 -53 N
7 at Valparaiso55 -60 A

Collegelsider.com Tournament
M18 at Western Michigan 86 -56A
23 at NJIT77 -80 A

* - Horizon League Game (11-5)

F-Anton Grady (14.3ppg, 7.9rpg), Marlin Mason (8.3ppg, 4.8rpg), G-Andre Yates (6.1ppg, 1.7rpg), Trey Lewis (16.3ppg, 4.4rpg), Charlie Lee (12.9ppg, 4.4apg), Reserves-Kaza Keane (4.4ppg, 2.1apg), Terrell Hales (1.2ppg, 1.5rpg), Kenny Carpenter (1.2ppg, 1.3rpg), Vinny Zollo (3.6ppg, 2.7rpg), Demonte Flannigan (2.0ppg, 1.2rpg), Derek Sloan (1.1ppg, 0.7rpg), Aaron Scales (1.0ppg, 1.2rpg).

2015-16 Won 9, Lost 23
Coach—Gary Waters
N14 vs. Akron #53 -65 N
17 Malone62 -46 WC
21 at Rhode Island45 -73 A
24 vs. Rider \$57 -52 N
25 vs. South Dakota St \$.66 -77N
28 at Maryland63 -80 A
D 2 at Toledo65 -76 A
5 Kent State62 -66QLA
12 Ohio67 -76QLA
16 at Loyola (Ill.)60 -54 A
19 Belmont67 -65 WC
23 Bowling Green47 -62 WC
29 Cedarville77 -37 WC
J 2 at Oakland*68 -86 A
4 at Detroit*80 -88 A
7 Green Bay*67 -87 WC
9 Milwaukee*62 -65 WC
14 at Wright State53 -70 A
16 at Northern KY70 -65 A
18 UIC*70 -53 WC
24 Youngstown State *55 -70Q
28 at Valparaiso*52 -77 A
30 at UIC*70 -72 A
F 4 Detroit*63 -71 WC
6 Oakland*57 -67 WC
13 at Youngstown St. *64 -59A
16 Valparaiso*43 -66QLA
20 at Milwaukee*54 -88 A
22 at Green Bay*61 -78 A
25 Northern KY*63 -58 WC
27 Wright State*51 -55QLA

Horizon League Tourney Detroit, Mich.
M 3 vs. Youngstown St. 69 -84 N

* - Horizon League Game (5-13)
- at Youngstown St (Coaches vs. Cancer)
\$ - at Cancun Challenge

F-Demonte Flannigan (11.4ppg, 5.4rpg), Derek Sloan (3.0ppg, 2.5rpg), G-Kasheem Thomas (7.7ppg, 3.3apg), Rob Edwards (16.5ppg, 4.5rpg), Bobby Word (11.1ppg, 3.0rpg), Reserves-Jibri Blount (3.8ppg, 2.2rpg), Kenny Carpenter (5.4ppg, 1.9rpg), Evan Clayborne (1.3ppg, 1.8rpg), Terrell Hales (0.5ppg, 1.7rpg), Jamarcus Harris (2.3ppg, 1.7rpg), Daniel Levitt (2.4ppg), Anthony Wright (3.4ppg, 2.9rpg).

2017-18 Won 12, Lost 23
Coach—Dennis Felton
N11 at Akron #57 -67 A
14 at Rutgers38 -70 A
17 Coppin State80 -56 WC
20 at East Carolina69 -72 A
24 Central Conn. State 73 -70W
29 Arkansas State75 -72 WC
D 2 at Kent State62 -72 A
6 at Western Michigan 67 -78A
10 Notre Dame (Ohio) 89 -56W
19 at Niagara77 -79 A
21 at Cincinnati62 -81 A
23 Toledo62 -77 WC
29 at Michigan State 61 -111 A
J 1 Youngstown State *77 -80W
4 Green Bay*80 -79 WC
6 Milwaukee*63 -67 WC
10 at Detroit Mercy *84 -85 A
12 at Oakland*68 -81 A
15 at Northern Kentucky *55 -70A
18 IUPUI70 -67 WC
20 UIC*80 -87 WC
25 at Green Bay*44 -66 A

F-Demonte Flannigan (11.4ppg, 5.4rpg), Vinny Zollo (6.7ppg, 5.7rpg), G-Rob Edwards (12.4ppg, 3.9rpg), Terrell Hales (1.6ppg, 2.3rpg), Andre Yates (9.1ppg, 2.2rpg), Reserves-Jibri Blount (5.7ppg, 3.1rpg), Kenny Carpenter (6.8ppg, 2.8rpg), Tim Hasbargen (2.6ppg, 1.3rpg), Daniel Levitt (4.5ppg, 1.0rpg), Nelson Maxwell (2.6ppg, 1.2apg), Jeron Rogers (1.6ppg, 1.5rpg), Aaron Scales (1.3ppg, 1.5rpg), Derek Sloan (1.3ppg, 1.2rpg).

2016-17 Won 9, Lost 22
Coach—Gary Waters

N12 vs. Kent State #74 -79 N
15 Canisius67 -64 WC
18 at UT-Martin74 -85 A
23 at Kentucky70 -101 A
27 at Duquesne71 -78 A
30 at Arkansas State .51 -78 A
D 3 Bethune Cookman 73 -62Q
7 Western Michigan 85 -62QLA
10 at Purdue53 -77 A
17 at Ohio53 -71 A
19 Lake Erie79 -62 WC
22 at Belmont61 -88 A
29 Green Bay75 -76 WC
31 Milwaukee62 -53 WC
J 5 at Wright State51 -55 A
7 at Northern Kentucky 75-83A
12 UIC54 -59 WC
14 Valparaiso67 -78 WC
16 at Oakland71 -65 A
20 at Milwaukee62 -63 A
23 at Green Bay73 -83 A
28 at Youngstown State 64 -67A
F 2 Detroit Mercy90 -73 WC
4 Oakland51 -53 WC
9 at Valparaiso57 -78 A
11 at UIC66 -63 A
16 Northern Kentucky 60 -62W
18 Wright State68 -74 WC
21 at Detroit Mercy83 -91 A
25 Youngstown State 69 -55 WC

Horizon League Tourney Detroit, Mich.
M 3 vs. Youngstown St. 69 -84 N

* - Horizon League Game (5-13)
- at Youngstown St (Coaches vs. Cancer)
\$ - at Cancun Challenge

F-Demonte Flannigan (11.4ppg, 5.4rpg), Derek Sloan (3.0ppg, 2.5rpg), G-Kasheem Thomas (7.7ppg, 3.3apg), Rob Edwards (16.5ppg, 4.5rpg), Bobby Word (11.1ppg, 3.0rpg), Reserves-Jibri Blount (3.8ppg, 2.2rpg), Kenny Carpenter (5.4ppg, 1.9rpg), Evan Clayborne (1.3ppg, 1.8rpg), Terrell Hales (0.5ppg, 1.7rpg), Jamarcus Harris (2.3ppg, 1.7rpg), Daniel Levitt (2.4ppg), Anthony Wright (3.4ppg, 2.9rpg).

2017-18 Won 12, Lost 23
Coach—Dennis Felton
N11 at Akron #57 -67 A
14 at Rutgers38 -70 A
17 Coppin State80 -56 WC
20 at East Carolina69 -72 A
24 Central Conn. State 73 -70W
29 Arkansas State75 -72 WC
D 2 at Kent State62 -72 A
6 at Western Michigan 67 -78A
10 Notre Dame (Ohio) 89 -56W
19 at Niagara77 -79 A
21 at Cincinnati62 -81 A
23 Toledo62 -77 WC
29 at Michigan State 61 -111 A
J 1 Youngstown State *77 -80W
4 Green Bay*80 -79 WC
6 Milwaukee*63 -67 WC
10 at Detroit Mercy *84 -85 A
12 at Oakland*68 -81 A
15 at Northern Kentucky *55 -70A
18 IUPUI70 -67 WC
20 UIC*80 -87 WC
25 at Green Bay*44 -66 A

2025-26 VIKINGS | HISTORY & RECORDS

27 at Milwaukee *47 -70 A
 F 1 Wright State *77 -74 WC
 3 Northern Kentucky * 61 -78 WC
 8 at IUPUI *73 -78 A
 10 at UIC *86 -78 A
 14 Detroit Mercy *75 -72 WC
 16 Oakland *66 -82 WC
 19 at Wright State *63 -72 A
 24 at Youngstown State *99 -94 A

Horizon League Tourney Detroit, Mich.

M 2 vs. Youngstown State 72 -71 N
 3 vs. Northern Kentucky 89 -80 N
 5 vs. Oakland44 -43 N
 6 vs. Wright State57 -74 N

* - Horizon League Game (6-12)
 # - at Akron (Northeast Ohio Coaches vs. Cancer)

F-StefanKenic(9.5ppg,3.3rpg),AnthonyWright(8.0 ppg,5.8rpg);G-KennyCarpenter(13.3ppg,5.1rpg), TyreeAppleby(11.8ppg,2.4rpg),BobbyWord(10.3 ppg,2.9rpg);Reserves-JamarcusHairston(5.6ppg, 3.7rpg),KasheemThomas(5.4ppg,1.9rpg),Dontell Highsmith(4.9ppg,2.2rpg),EvanClayborne(3.0 ppg,2.1rpg),DerekSloan(1.4ppg,1.6rpg),Shawn Christian(1.1ppg,0.3rpg),TerrellHales(0.9ppg,1.4 rpg), David Payne (0.0 ppg, 1.0 rpg).

2018-19 Won 10, Lost 21

Coach—Dennis Felton
 N 6 at Davidson63 -83 A
 10 Kent State #79 -83 WC
 13 Urbana94 -65 WC
 16 South Carolina State 84 -69 WC
 18 Samford60 -73 WC
 23 at Ohio State62 -89 A
 25 Purdue Fort Wayne 79 -82 WC
 28 at DePaul73 -83 A
 D 1 at Toledo67 -80 A
 5 Bowling Green82 -64 WC
 9 Notre Dame (Ohio) 77 -56 WC
 16 at Illinois State77 -88 A
 19 Niagara82 -60 WC
 28 Oakland *77 -89 WC
 30 Detroit Mercy *61 -73 WC
 J 3 at Milwaukee *76 -83 A
 5 at Green Bay *89 -90 A
 10 at IUPUI *74 -90 A
 12 at UIC *56 -73 A
 17 Northern Kentucky * 76 -91 WC
 19 Wright State *66 -89 WC
 26 Youngstown State *72 -62 WC
 31 at Detroit Mercy *64 -78 A
 F 2 at Oakland *68 -83 A
 7 Green Bay *65 -82 WC
 9 Milwaukee *68 -78 WC
 14 UIC *77 -81 WC
 16 IUPUI *89 -86 WC
 21 at Wright State * ..61 -87 A
 23 at Northern Kentucky *83 -77 A
 M 2 at Youngstown State *89 -80 A

* - Horizon League Game (5-13)
 # -vs.KentState(NortheastOhioCoachesvs.Cancer)

F-JaalamHill(11.2ppg,6.1rpg),StefanKenic(9.2 ppg,4.1rpg);G-TyreeAppleby(17.2ppg,3.7rpg), RashadWilliams(10.8ppg,1.8rpg),SethMiller(7.1 ppg,4.7rpg);Reserves-AlgevonEichelberger(5.2ppg, 3.2rpg),DeanteJohnson(2.6ppg,4.0rpg),Aleksa Popovic(0.9ppg,1.0rpg),G-),KasheemThomas (5.8ppg,2.9rpg),DibajiWalker(4.7ppg,1.5rpg), DontellHighsmith(4.0ppg,1.5rpg),DavidPayne(0.3 ppg,0.3rpg),GregKolomoisky(0.0ppg,0.0rpg),Liam Doup (0.0 ppg, 0.0 rpg).

2019-20 Won 11, Lost 21

Coach—Dennis Gates
 N 5 at Minnesota50 -85 A
 9 Edinboro79 -54 WC
 12 at Missouri State ..53 -73 A
 15 at South Carolina. 63 -90 A

Battle for the Capital

19 Florida International 61 -107 WC
 22 vs. UNC Wilmington #47 -46 N
 23 vs. Eastern Ky. #.....65 -51 N

30 Robert Morris70 -59 WC
 4 Toledo65 -80 WC
 7 at Kent State59 -81 A
 15 at Bowling Green 58 -72 A
 18 DePaul65 -73 WC
 21 at E. Tennessee St.55 -80 A
 28 at UIC *66 -71 A
 30 at IUPUI *82 -80 A
 J 4 Youngstown State *82 -74 WC
 9 Detroit Mercy *64 -59 WC
 11 Oakland *55 -68 WC
 16 at Wright State * ..62 -75 A
 18 at Northern Ky. * ..49 -75 A
 23 Green Bay *74 -78 WC
 25 Milwaukee *70 -53 WC
 30 IUPUI *72 -62 WC
 F 1 UIC *62 -64 WC
 8 at Youngstown St. *55 -67 A
 13 at Oakland *74 -79 A
 15 at Detroit Mercy *67 -66 A
 20 Northern Kentucky *59 -73 WC
 22 Wright State *74 -81 WC
 27 at Milwaukee *70 -68 A
 29 at Green Bay *67 -74 A

Horizon League Tourney Rochester, Mich.

M 3 at Oakland59 -80 A

* - Horizon League Game (7-11)
 # - at DC Entertainment and Sports Arena

F-AlgevonEichelberger(14.5ppg,6.4rpg),Torrey Patton (11.7 ppg, 6.1 rpg); G-Tre Comillion (8.2 ppg, 4.8 rpg); Franklyn Penn, Jr. (5.5 ppg, 4.1 rpg); Kasheem Thomas (4.7 ppg, 1.6 rpg); Reserves - Craig Beaudion (10.4 ppg, 2.5 rpg); Hugo Ferreira (4.6 ppg, 1.3 rpg); Jaalam Hill (6.4 ppg, 3.5 rpg); Deante Johnson (5.0 ppg, 4.0 rpg); Tyrese Potoma (2.8 ppg, 0.3 rpg); Jeremy Sanchez (1.5 ppg, 1.3 rpg)

2020-21 Won 19, Lost 8

Coach—Dennis Gates
 D 1 at Toledo61 -70 A
 6 at Ohio46 -101 A
 13 at Ohio St.61 -67 A
 19 at Purdue Ft. Wayne * 63 -61 A
 20 at Purdue Ft. Wayne *89 -80 A
 26 Youngstown St. * ..87 -69 WC
 27 Youngstown St. * ..81 -74 WC
 J 1 at IUPUI *65 -62 A
 2 at IUPUI *59 -49 A
 8 Northern Ky. *65 -51 WC
 9 Northern Ky. * OT 74 -71 WC
 15 at Wright St. *66 -64 A
 16 at Wright St. *49 -85 A
 22 Milwaukee *64 -53 WC
 23 Milwaukee * ... OT 80 -81 WC
 29 Green Bay *74 -68 WC
 30 Green Bay *73 -65 WC
 F 5 at Oakland *80 -72 A
 6 at Oakland *80 -78 A
 12 Detroit Mercy *83 -89 WC
 13 Detroit Mercy *71 -64 WC
 19 at Purdue Ft. Wayne * 68 -75 A
 20 at Purdue Ft. Wayne * 67 -55 A

Horizon League Tournament Indianapolis, In.

M 2 vs Purdue Ft. Wayne 30T 108 -104W
 8 Milwaukee71 -65 A
 9 Oakland80 -69 N

NCAA Tournament Indianapolis, In.

M19 Houston56 -87 N

* - Horizon League Game (16-4)

F - Torrey Patton (14.7 ppg, 8.0 rpg), Deante Johnson (5.5 ppg, 5.3 rpg); G-Tre Comillion (10.3 ppg, 5.0 rpg); D'Moi Hodge (10.5 ppg, 3.7 rpg); Craig Beaudion (9.3 ppg, 2.0 rpg); Reserves - Algevon Eichelberger (6.2 ppg, 3.3 rpg); Jayson Woodrich (4.5 ppg, 1.0 rpg); Alec Oglesby (4.3 ppg, 1.3 rpg); Chris Greene (4.0 ppg, 1.5 rpg); Yahel Hill (3.1 ppg, 0.9 rpg)

2021-22 Won 20, Lost 11
 Coach—Dennis Gates
 N 9 at Brigham Young 59 -69 A
 13 Ohio56 -67 WC
 16 Edinboro75 -61 WC

Cerebro Sports Lake Erie Challenge Cleveland, OH

20 Canisius80 -70 WC
 22 Coppin State65 -62 WC
 27 Penn State Behrend 89 -47 WC
 D 2 Northern Ky. *72 -58 WC
 4 Wright St. *85 -75 WC
 13 at Oklahoma St. OT 93 -98 A
 30 Purdue Ft. Wayne *90 -81 WC
 J 5 Purdue Ft. Wayne *65 -58 WC
 7 at Robert Morris *78 -77 A
 9 at Youngstown St. *OT 86-80 A
 13 Oakland *65 -70 WC
 15 Detroit Mercy *72 -70 WC
 21 Youngstown St. *64 -61 WC
 23 Robert Morris *75 -68 WC
 28 at Wright St. *71 -67 A
 30 at Northern Ky. * ..72 -78 A
 F 4 Green Bay *85 -69 WC
 6 Milwaukee *84 -71 WC
 10 UIC *75 -76 WC
 12 IUPUI *83 -45 WC
 14 at Purdue Ft. Wayne *3OT 98 -102A
 18 at Milwaukee *78 -61 A
 20 at Green Bay *79 -67 A
 24 at Detroit Mercy *67 -74 A
 26 at Oakland *57 -65 A

Horizon League Tournament Indianapolis, In.

M 3 Robert Morris83 -67 WC
 7 Wright St.67 -82 N

National Invitation Tournament Cincinnati, OH.

M15 at Xavier68 -72 A

* - Horizon League Game (15-6)

F-TorreyPatton(13.7ppg,6.2rpg),DeanteJohnson(7.5ppg,6.8rpg);G-TreComillion(10.5ppg, 4.7rpg),D'MoiHodge(15.5ppg,3.1rpg),Deshon Parker(4.4ppg,2.4rpg);Reserves-BrocFinstuen (7.2 ppg, 4.4 rpg); Yahel Hill (7.0 ppg, 1.1 rpg); Jayson Woodrich (4.3 ppg, 1.2 rpg); Chris Greene (3.0 ppg, 1.0 rpg); Nathanael Jack (2.5 ppg, 0.7 rpg); Anderson Mirambeaux (1.5 ppg, 1.7 rpg); Mabor Majak (0.5 ppg, 0.8 rpg)

2022-23 Won 21, Lost 14

Coach—Danijal Robinson
 N 7 Notre Dame(OH) ..68 -72 WC
 10 at Cincinnati58 -69 A
 12 at Ohio70 -81 A
 16 at Canisius OT 58 -57 A

CSU Tournament Cleveland, OH

18 Arkansas Pine Bluff 67 -58 WC
 23 Chicago St.77 -63 WC
 26 at Western Michigan 71 -49 A
 D 1 Oakland *80 -64 WC
 3 Detroit Mercy *92 -77 WC
 7 at St. Bonaventure ...42 -61 A
 10 Kent St.58 -67 WC
 18 at Loyola Marymount 59 -70 A
 21 Mount St. Joseph 78 -48 WC
 29 at Youngstown St. * 71 -85 A
 31 at Robert Morris *63 -54 A
 J 5 Milwaukee * .. OT 64 -68 WC
 7 Green Bay *82 -77 WC
 14 at IUPUI *89 -54 A
 16 at Purdue Ft. Wayne * 72 -60 A
 19 at Northern Ky. * ..56 -57 A
 21 at Wright St. *85 -77 A
 27 Purdue Ft. Wayne *79 -74 WC
 29 IUPUI *78 -72 WC
 F 2 at Detroit Mercy *67 -85 A
 4 at Oakland * .. OT 89 -92 A
 10 Robert Morris *57 -55 WC
 12 Youngstown St. *81 -78 WC
 17 Wright St. *85 -68 WC
 19 Northern Ky. *64 -63 WC

23 at Green Bay *76 -65 A
 25 at Milwaukee *72 -81 A

Horizon League Tournament Indianapolis, In.

M 2 Robert Morris OT 75 -70 WC
 6 Milwaukee93 -80 N
 7 Northern Ky.61 -63 N

College Basketball Invitational Daytona Beach, FL

M19 Eastern Ky. OT 75 -91 N

* - Horizon League Game (14-6)

F - Tristan Enaruna (15.6 ppg, 6.5 rpg), Deante Johnson (7.6 ppg, 6.5 rpg); G-Deshon Parker (9.7 ppg, 4.4 rpg); Tae Williams (11.1 ppg, 6.0 rpg); Yahel Hill (7.1 ppg, 1.2 rpg); Drew Lowder (9.8 ppg, 2.0 rpg); Reserves - Jayson Woodrich (5.7 ppg, 2.5 rpg); Ramar Pryor (2.7 ppg, 1.3 rpg); JaMir Price (1.2 ppg, 1.1 rpg); Cole Middleton (1.1 ppg, 0.8 rpg); Dylan Arnett (0.6 ppg, 1.0 rpg)

Gyms

BH - Bedford High School
 CA - Cleveland Arena
 CL - Cathedral Latin High School
 CT - Case Technical
 EH - Euclid High School
 FR - Fairfax Recreation Center
 H - Lakewood High School
 PH - Cleveland Public Hall
 QLA - Quicken Loans Arena
 LSI - St. Ignatius High School
 SS - St. Stanislaus
 TC - Cuyahoga Community College
 WC - Wolstein Center
 WG - Woodlind Gym
 WR - Western Reserve University

92 Seasons of Cleveland State Basketball

As Fenn College (1929-65)

As Cleveland State (1965-Present)

Season	Overall	Home	Away	Neut	Head Coach
1929-30	5-5	3-2	2-3	0-0	Homer Woodling
1930-31	8-7	6-3	2-4	0-0	Homer Woodling
1931-32	7-7	5-5	2-2	0-0	Homer Woodling
1932-33	4-6	3-5	1-1	0-0	Homer Woodling
1933-34	5-11	3-7	2-4	0-0	Homer Woodling
1934-35	5-12	3-6	2-6	0-0	Homer Woodling
1935-36	4-11	3-4	1-7	0-0	Homer Woodling
1936-37	8-9	5-4	3-5	0-0	Homer Woodling
1937-38	6-10	4-3	2-7	0-0	Homer Woodling
1938-39	3-13	3-5	0-8	0-0	Homer Woodling
1939-40	4-11	2-5	2-6	0-0	Homer Woodling
1940-41	4-11	3-5	1-6	0-0	Homer Woodling
1941-42	2-12	2-7	0-5	0-0	Bruce Brickley
1942-43	0-13	0-8	0-5	0-0	Aaron Andrews
1945-46	1-8	0-4	1-4	0-0	George McKinnon
1946-47	5-10	2-5	3-5	0-0	George McKinnon
1947-48	10-8	6-2	4-6	0-0	George McKinnon
1948-49	4-14	2-6	2-8	0-0	George McKinnon
1949-50	9-8	7-1	2-7	0-0	George Rung
1950-51	6-11	3-4	3-7	0-0	George Rung
1951-52	4-12	2-4	2-8	0-0	George Rung
1952-53	2-15	2-4	0-11	0-0	Homer Woodling
1953-54	1-18	1-7	0-11	0-0	George Rung
1954-55	2-15	1-6	1-9	0-0	George Rung
1955-56	3-15	3-6	0-9	0-0	George Rung
1956-57	3-15	2-4	1-11	0-0	George Rung
1957-58	6-13	2-9	4-4	0-0	George Rung
1958-59	7-12	2-6	5-6	0-0	Bill Gallagher
1959-60	0-19	0-9	0-10	0-0	Jim Rodriguez
1960-61	4-15	4-6	0-9	0-0	Jim Rodriguez
1961-62	6-13	5-4	1-9	0-0	Jim Rodriguez
1962-63	9-9	5-3	4-6	0-0	Jim Rodriguez
1963-64	10-9	7-2	3-7	0-0	Jim Rodriguez
1964-65	10-9	5-4	5-5	0-0	Jim Rodriguez

34 Years 167-386 106-165 61-221 0-0

Season	Overall	Home	Away	Neut	Head Coach
1965-66	4-14	3-6	1-8	0-0	Jim Rodriguez
1966-67	8-13	4-3	4-9	0-1	John McLendon
1967-68	7-15	6-7	1-8	0-0	John McLendon
1968-69	12-14	7-5	4-9	1-0	John McLendon
1969-70	5-21	4-9	1-10	0-2	Ray Dieringer
1970-71	5-20	4-3	1-17	0-0	Ray Dieringer
1971-72	8-18	7-5	1-13	0-0	Ray Dieringer
1972-73	9-14	6-5	3-9	0-0	Ray Dieringer
1973-74	6-20	3-7	2-13	1-0	Ray Dieringer
1974-75	13-11	8-4	5-7	0-0	Ray Dieringer
1975-76	6-19	5-4	1-13	0-2	Ray Dieringer
1976-77	11-16	7-8	3-9	0-0	Ray Dieringer
1977-78	12-13	8-5	4-6	0-2	Ray Dieringer
1978-79	15-10	8-3	7-6	0-1	Ray Dieringer
1979-80	18-8	13-2	4-7	0-0	Ray Dieringer
1980-81	18-9	11-3	7-6	0-0	Ray Dieringer
1981-82	17-10	12-0	4-10	1-0	Ray Dieringer

Season	Overall	Home	Away	Neut	Conf.	Finish	Head Coach
1982-83	8-20	5-5	3-15	0-0	1-4	7th	Ray Dieringer
1983-84	14-16	11-7	2-8	1-1	4-10	7th	Kevin Mackey
1984-85	21-8	14-2	7-6	0-0	11-3	1st	Kevin Mackey
1985-86	29-4	15-0	9-3	5-1	13-1	1st	Kevin Mackey
1986-87	25-8	12-2	10-6	3-0	10-4	2nd	Kevin Mackey
1987-88	22-8	15-0	6-7	1-1	11-3	2nd	Kevin Mackey
1988-89	16-12	8-5	8-6	0-1			Kevin Mackey
1989-90	15-13	9-6	6-7	0-0			Kevin Mackey
1990-91	12-16	8-5	3-9	1-2	8-8	T-4th	Mike Boyd
1991-92	16-13	7-8	9-4	0-1	7-9	T-6th	Mike Boyd
1992-93	22-6	11-1	10-4	1-1	15-1	1st	Mike Boyd
1993-94	14-15	8-6	5-7	1-2	9-9	T-4th	Mike Boyd
1994-95	10-17	6-5	3-10	1-2	3-11	9th	Mike Boyd
1995-96	5-21	5-8	0-12	0-1	3-13	9th	Mike Boyd
1996-97	9-19	5-7	3-11	1-1	6-10	T-6th	Rollie Massimino
1997-98	12-15	9-4	3-11	0-0	6-8	T-5th	Rollie Massimino
1998-99	14-14	9-5	3-8	2-1	6-8	5th	Rollie Massimino
1999-00	16-14	9-4	7-7	0-3	9-5	2nd	Rollie Massimino
2000-01	19-13	11-2	6-8	2-3	9-5	3rd	Rollie Massimino
2001-02	12-16	9-6	3-9	0-1	6-10	7th	Rollie Massimino
2002-03	8-22	5-8	2-12	1-2	3-13	9th	Rollie Massimino
2003-04	4-25	2-11	2-12	0-2	0-16	9th	Mike Garland
2004-05	9-17	7-5	2-12	0-0	6-10	8th	Mike Garland
2005-06	10-18	6-10	4-8	0-0	6-10	8th	Mike Garland
2006-07	10-21	6-8	3-12	1-1	3-13	9th	Gary Waters
2007-08	21-13	12-3	6-9	3-1	12-6	2nd	Gary Waters
2008-09	26-11	13-2	8-8	5-1	12-6	3rd	Gary Waters
2009-10	16-17	13-5	3-9	0-3	10-8	4th	Gary Waters
2010-11	27-9	17-3	9-5	1-1	13-5	1st	Gary Waters
2011-12	22-11	10-4	11-5	1-2	12-6	2nd	Gary Waters
2012-13	14-18	9-5	3-13	2-0	5-11	8th	Gary Waters
2013-14	21-12	12-3	9-8	0-1	12-4	2nd	Gary Waters
2014-15	19-15	12-3	6-12	1-0	11-5	T-3rd	Gary Waters
2015-16	9-23	5-10	3-10	1-3	4-14	9th	Gary Waters
2016-17	9-22	7-6	2-14	0-2	5-13	8th	Gary Waters
2017-18	12-23	7-7	2-15	3-1	6-12	8th	Dennis Felton
2018-19	10-21	8-9	2-12	0-0	5-13	9th	Dennis Felton
2019-20	11-21	6-8	3-13	2-0	7-11	T-7th	Dennis Gates
2020-21	19-8	9-2	8-5	2-1	16-4	1st	Dennis Gates
2021-22	20-11	15-3	5-7	0-1	15-6	1st	Dennis Gates
2022-23	21-14	13-3	7-9	1-2	14-6	3rd	Daniyal Robinson
CSU Totals	803-865	496-285	259-528	46-54	314-314		
Overall	970-1,251	602-450	320-749	46-54	314-314		

92 Seasons Of Viking Home Openers

Year	Opponent	W/L	CSU -Opp
2022	Notre Dame(OH)	L	68 -72
2021	Ohio	L	56 -67
2020	Youngstown State	W	87 -69
2019	Edinboro	W	79 -54
2018	Kent State	L	79 -83
2017	Coppin State	W	80 -56
2016	Canisius	W	67 -64
2015	Malone	W	62 -46
2014	Tiffin	W	85 -56
2013	Iona	W	73 -69
2012	Grambling	W	92 -49
2011	Rio Grande	W	86 -57
2010	Bryant	W	71 -57
2009	Wilmington	W	99 -74
2008	Oakland	W	58 -55
2007	John Carroll	W	67 -57
2006	George Mason	L	74 -79
2005	Florida A&M	L	66 -68
2004	Hillsdale	W	73 -64
2003	Central State	W	76 -63
2002	California	L	64 -73
2001	St. Bonaventure	L	64 -79
2000	Vermont	W	68 -53
1999	Akron	L	72 -79
1998	Stony Brook	W	94 -65
1997	UAB	L	58 -74
1996	Georgetown	L	67 -77
1995	Iona	W	65 -62
1994	Hillsdale	W	87 -78
1993	Saginaw Valley State	W	74 -67
1992	Eastern Michigan	W	75 -61
1991	Michigan	L	61 -80
1990	Princeton	L	57 -70
1989	Tiffin	W	87 -63
1988	Clarion *	W	93 -47
1987	Clarion	W	88 -44
1986	Clarion	W	135 -61
1985	Clarion	W	105 -65
1984	Clarion	W	105 -65
1983	Eastern Michigan	L	60 -66
1982	Denison	W	70 -53
1981	Southern	W	103 -74
1980	Ohio Dominican	W	78 -51
1979	John Carroll	W	99 -79
1978	Baldwin Wallace	W	75 -58
1977	John Carroll	W	83 -66
1976	Eastern Michigan	L	69 -72
1975	Tennessee Tech	L	74 -77
1974	Bowling Green	L	90 -93
1973	Detroit	L	79 -83
1972	Marshall	L	72 -79
1971	South Dakota	W	94 -85
1970	Wisconsin-Oshkosh	W	69 -68
1969	Eastern Montana	W	91 -81
1968	Detroit College	W	68 -66
1967	Detroit College	L	100 -106
1966	Hiram	W	86 -70
1965	Oberlin	L	52 -57
1964	Hiram	L	75 -91
1963	Kenyon	W	66 -42
1962	Thiel	W	71 -52
1961	Kenyon	L	55 -63

* Later forfeited by CSU

1960	Case Tech	L	59 -85
1959	Kenyon	L	53 -68
1958	Clarion	L	53 -55
1957	Kenyon	L	45 -70
1956	Allegheny	W	74 -68
1955	Kenyon	L	55 -81
1954	Case Tech	L	70 -92
1953	Kenyon	L	58 -72
1952	Western Reserve	L	42 -73
1951	Kenyon	L	57 -58
1950	Ashland	L	61 -64
1949	Buffalo State	W	65 -56
1948	Kent State-Canton	W	64 -43
1947	John Carroll	W	44 -42
1946	Mount Union	L	35 -39
1945	John Carroll	L	39 -45
1942	Allegheny	L	19 -48
1941	Heidelberg	L	25 -44
1940	Heidelberg	L	16 -33
1939	Heidelberg	L	39 -43
1938	Heidelberg	L	38 -44
1937	Detroit Tech	L	29 -31
1936	Ashland	W	43 -32
1935	Kent State	L	22 -34
1934	Wooster	W	34 -28
1933	Wooster	L	28 -41
1932	Ashland	L	33 -50
1931	Ashland	L	22 -24
1930	Ohio Col/Chiropody	W	19 -16
1929	Detroit Tech	L	23 -26
Fenn College (1929-1964): 9 -25 (.265)			
Cleveland State (1965-Present): 38 -20 (.655)			
Overall Record: 47 -45 (.510)			

CSU In Overtime Games

Overall Record: 52-52 (.500) Home: 28-23 Away: 21-26 Neutral: 3-3

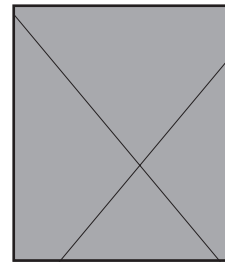
2022-23	at Canisius	W 58 -57	vs. Wright State	W 91 -85
	vs. Milwaukee	L 64 -68	at Eastern Illinois	W 76 -75
	at Oakland	L 89 -92	1991-92 vs. Eastern Illinois	L 71 -73
	vs. Robert Morris	W 75 -70	vs. Akron	W 80 -77
	vs. Eastern Kentucky	L 75 -91	1990-91 vs. Northern Iowa	L 75 -79
2021-22	at Oklahoma State	L 93 -98	1989-90 at Middle Tennessee State	W 67 -65
	at Youngstown State	W 86 -80	vs. Eastern Michigan	L 98 -104
	at Purdue Ft. Wayne (3 OT)	L 98 -102	1988-89 at Green Bay	W 73 -75
2020-21	vs. Northern Kentucky	W 74 -71	at Northern Iowa	L 98 -99
	vs. Milwaukee	L 80 -81	1987-88 at Western Illinois	W 91 -94
	vs. Purdue Ft. Wayne (3OT)	W 108 -104	at Green Bay	L 74 -86
2019-20	vs. Wright State	L 74 -81	at Northern Iowa	W 81 -86
	at Detroit Mercy	W 67 -66	vs. Illinois State	W 83 -89
2018-19	at Youngstown State	W 89 -80	1986-87 at Akron	L 69 -73
	at Illinois State	L 77 -88	at Va. Commonwealth	W 91 -89
2017-18	at Youngstown State (2OT)	W 99 -94	at Valparaiso	W 81 -79
2016-17	vs. Wright State (2OT)	L 68 -74	at Northern Iowa	L 79 -81
	vs. Green Bay	L 75 -76	1984-85 at Eastern Mich. (2OT)	L 105 -109
	vs. Kent State	L 74 -79	vs. Eastern Illinois	W 83 -72
2015-16	at UIC	L 70 -72	vs. Western Illinois	W 78 -69
2014-15	at Savannah State	L 83 -87	1983-84 vs. Eastern Michigan	L 60 -66
	vs. San Francisco	W 69 -65	vs. Northern Iowa	W 93 -79
	at Green Bay	W 66 -61	1982-83 at Kent State (4OT)	L 89 -91
2013-14	at Drexel (3OT)	L 82 -85	vs. Robert Morris	L 69 -73
	Youngstown State	W 70 -69	at Niagara	L 75 -77
2012-13	vs. Bowling Green	W 79 -73	1981-82 at Akron	L 71 -75
2007-08	vs. Florida State	W 69 -66	1980-81 at Siena	L 76 -79
2006-07	at Central Michigan (2OT)	L 76 -78	1978-79 at Robert Morris	L 71 -73
	vs. Chicago State	L 77 -82	at VMI	L 72 -75
	at Milwaukee	L 56 -57	1977-78 at Denver	W 78 -75
2005-06	vs. Utah Valley State	W 70 -69	1976-77 vs. Ohio	L 83 -93
	vs. Detroit	W 59 -53	vs. Akron (2OT) *	L 81 -82
	vs. UIC	L 67 -72	1974-75 vs. Bowling Green	L 90 -93
2002-03	vs. California	L 64 -73	at Youngstown State (2OT)	W 93 -89
	vs. Butler (2OT)	L 75 -79	1973-74 vs. Youngstown State	W 99 -93
2000-01	vs. Florida State (2OT)	W 87 -85	1972-73 vs. Wichita State (3OT)	W 76 -73
	at UIC	W 65 -64	vs. Western Michigan	W 67 -59
1999-00	at UIC	W 91 -89	1970-71 vs. San Diego (2OT)	W 95 -91
	at South Florida	L 81 -86	at Wayne State (2OT)	L 90 -92
	at Milwaukee	W 109 -105	1968-69 vs. Indiana (PA)	W 81 -76
1998-99	vs. Green Bay	L 67 -71	1967-68 vs. Buffalo State (3OT)	W 88 -87
1997-98	vs. Wichita State	W 64 -63	1966-67 at Indiana (PA)	L 83 -85
1996-97	at Wright State	W 74 -71	1964-65 at Case Tech	L 65 -70
1994-95	vs. Southern Utah State	W 70 -65	1961-62 vs. Bethany	L 78 -84
1993-94	vs. Kent State (4OT)	W 104 -101	1958-59 vs. Kenyon (4OT)	W 45 -42
	at Wright State	W 84 -77	1954-55 at Hiram	L 88 -96
	at Northern Illinois	W 81 -80	1950-51 vs. Mt. Union	L 69 -73
1992-93	vs. Eastern Illinois	W 74 -66	1947-48 vs. Clarion	W 58 -57

CSU Coaches & Their Records

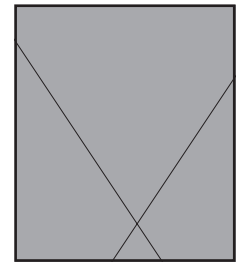
Head Coach	Yrs	Seasons	Won	Lost	Pct.
Homer Woodling	13	(29-30/40-41, 52-53)	65	128	.337
Bruce Brickley	1	(41-42)	2	12	.143
Aaron Andrews	1	(42-43)	0	13	.000
George McKinnon	4	(45-46/48-49)	20	40	.333
George Rung	8	(49-50/51-52, 53-54/57-58)	34	107	.241
Bill Gallagher	1	(58-59)	7	12	.368
Jim Rodriguez	7	(59-60/65-66)	43	88	.328
John McLendon	3	(66-67/68-69)	27	42	.391
Ray Dieringer	14	(69-70/82-83)	149	211	.414
Kevin Mackey	7	(83-84/89-90)	142	69	.673
Mike Boyd	6	(90-91/95-96)	79	88	.473
Rollie Massimino	7	(96-97/02-03)	90	113	.443
Mike Garland	3	(03-04/05-06)	23	60	.277
Gary Waters	11	(06-07/16-17)	194	172	.530
Dennis Felton	2	(17-18/18-19)	22	44	.333
Dennis Gates	3	(19-20/21-22)	50	40	.555
Daniyal Robinson	3	(22-23/24-25)	65	42	.607
Rob Summers	1	(25-26/Present)			



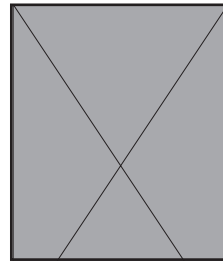
Homer Woodling



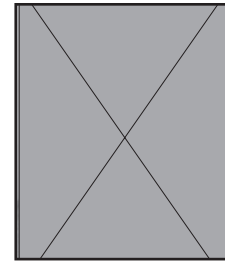
John McLendon



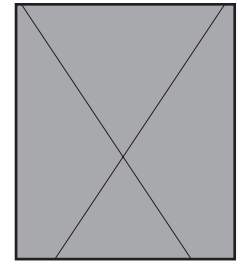
Ray Dieringer



Kevin Mackey



Rollie Massimino



Gary Waters

CSU In Conference Tournament Play

1983-84

AMCU-8 Tourney
March 9-11, 1982; Springfield, Mo.
CSU 93, Northern Iowa 79 (OT)
CSU 59, Southwest Missouri St. 58
Western Illinois 73, CSU 64 (2nd Place)

1984-85

AMCU-8 Tourney
March 6-9, 1985; Cleveland, Ohio
CSU 85, Green Bay 67
SW Missouri St. 79, CSU 76 (T-3rd Place)

1985-86

AMCU-8 Tourney
March 6-8, 1986; Springfield, Mo.
CSU 73, Northern Iowa 68
CSU 100, UIC 84
CSU 70, Eastern Illinois 66 (1st Place)

1986-87

AMCU-8 Tourney
March 6-8, 1987; Springfield, Mo.
CSU 60, Eastern Illinois 53
CSU 94, UIC 78
SW Missouri St. 90, CSU 87 (2nd Place)

1990-91

Mid-Continent Tourney
March 3-6, 1991; Green Bay, Wis.
Northern Iowa 79, CSU 75 (OT) (T-5th Place)

1991-92

Mid-Continent Tournament
March 8-9, 1992; Cleveland, Ohio
CSU 80, Akron 77 (OT)
UIC 83, CSU 59 (T-3rd Place)

1992-93

Mid-Continent Tournament
March 7-9, 1993; Dayton, Ohio
CSU 64, Western Illinois 53
UIC 96, CSU 68 (T-3rd Place)

1993-94

Mid-Continent Tournament
March 6-8, 1994; Chicago, Ill.
CSU 70, Wright State 67
UW-Green Bay 93, CSU 63 (T-3rd Place)

1994-95

Midwestern Collegiate Conference Tourney
March 3-5, 1995; Dayton, Ohio
Wright State 88, CSU 81 (T-5th)

1996-97

Midwestern Collegiate Conference Tourney
March 1-4, 1997; Dayton, Ohio
CSU 67, Detroit 63
UIC 64, CSU 42 (T-3rd)

1997-98

Midwestern Collegiate Conference Tourney
Feb. 28, March 2, 1998; Green Bay, Wis.
Green Bay 82, CSU 53 (T-5th)

1998-99

Midwestern Collegiate Conference Tourney
Feb. 27, March 2, 1999; Chicago, Ill.
CSU 65, Loyola 59
Detroit 80, CSU 65 (T-3rd)

1999-00

Midwestern Collegiate Conference Tourney
March 4-6, 2000; Chicago, Ill.
UIC 70, CSU 54 (T-5th)

2000-01

Midwestern Collegiate Conference Tourney
March 3-6, 2001; Dayton, Ohio
CSU 62, UIC 61
Detroit 91, CSU 81 (T-3rd)

2001-02

Horizon League Championship
March 2, 2002; Cleveland, Ohio
Detroit 67, CSU 63

2002-03

Horizon League Championship
March 4, 2003; Chicago, Ill.
Loyola 69, CSU 57

2003-04

Horizon League Championship
March 2, 2004; Detroit, Mich.
Detroit 62, CSU 36

2004-05

Horizon League Championship
March 1, 2005; Chicago, Ill.
UIC 84, CSU 65

2005-06

Horizon League Championship
February 28, 2006; Detroit, Mich.
Detroit 92, CSU 58

2006-07

Horizon League Championship
February 27, 2007; Green Bay, Wis.
Green Bay 78, CSU 59

2007-08

Horizon League Championship
March 8-11, 2008; Indianapolis, Ind.
CSU 78, Valparaiso 73
Butler 70, CSU 55 (2nd Place)

2008-09

Horizon League Championship
March 3-10, 2009; Indianapolis, Ind.
CSU 56, Detroit 43 (at CSU)
CSU 67, UIC 64
CSU 73, Green Bay 67
CSU 57, Butler 54 (1st Place)

2009-10

Horizon League Championship
March 2-9, 2010; Indianapolis, Ind.
CSU 80, Loyola 66 (at CSU)
Milwaukee 82, CSU 75 (5th Place)

2010-11

Horizon League Championship
March 1-8; Milwaukee, Wis.
CSU 73, UIC 61 (at CSU)
CSU 73, Wright State 59
Butler 76, CSU 68 (3rd place)

2011-12

Horizon League Championship
Feb. 27-March 6, 2012; Valparaiso, Ind.
Detroit 63, CSU 58

2012-13

Horizon League Championship
March 5-12, 2013; Valparaiso, Ind.
UIC 82, CSU 59 (at UIC)

2013-14

Horizon League Championship
March 4-11, 2014; Green Bay, Wis./Fairborn, Ohio
Wright State 68, CSU 63 (at Green Bay)

2014-15

Horizon League Championship
March 3-10, 2015; Valparaiso, Ind.
CSU 70, Detroit 53
Valparaiso 60, CSU 55

2015-16

Horizon League Championship
March 5-8, 2016; Detroit, Mich.
Green Bay 65, Cleveland State 53

2016-17

Horizon League Championship
March 3-7; Detroit, Mich.
Youngstown State 84, Cleveland State 69

2017-18

Horizon League Championship
March 2-6; Detroit, Mich.
Cleveland State 72, Youngstown State 71
Cleveland State 89, Northern Kentucky 80
Cleveland State 44, Oakland 43
Wright State 74, Cleveland State 57

2019-20

Horizon League Championship
March 3, 2020; Rochester, Mich.
Oakland 80, Cleveland State 59

CSU In-Season Tournaments

2020-21

Horizon League Championship
March 2-8; Indianapolis, IN
CSU108,PurdueFortWayne104(3OT)(at
Wolstein Center)
CSU 71, Milwaukee 65
CSU 80, Oakland 69
(Tournament Champions)

2021-22

Horizon League Championship
March 3-8; Indianapolis, IN
CSU 83, Robert Morris 67 (at CSU)
Wright State 82, CSU 67

2022-23

Horizon League Championship
March 2-7; Indianapolis, IN
CSU75,RobertMorris70(OT)(AtCSU)
CSU 93, Milwaukee 80
NorthernKentucky63,CSU61(RunnerUp)

1966-67

Christmas Tree Tourney
Dec. 21-22, 1966; Indiana, Pa.
Host: Indiana (Pa.)
CSU 85, Indiana (Pa.) 83 (OT)
Cheyney State 97, CSU 66 (2nd Place)

1967-68

Cleveland Invitational
Dec. 29-30, 1967; Cleveland Arena
Host: Cleveland State
CSU 85, Eastern Illinois 80
CSU88,BuffaloState87(1stPlace)(3OT)

1968-69

Cleveland Invitational
Dec. 27-28, 1968; Cleveland Arena
Central Michigan 64, CSU 53
Buffalo State 81, CSU 74 (4th Place)

1969-70

Findlay Holiday Tourney
Jan. 2-4, 1969; Findlay, Ohio
Host: Findlay College
Findlay 81, CSU 68
CSU 79, Heidelberg 68 (3rd Place)

1969-70

Marian Invitational
Dec. 19-20, 1969; Marian, Ohio
Host: Marian Kiwanis
Wooster 86, CSU 70
Ashland 76, CSU 37 (4th Place)

1973-74

Cleveland Invitational
Dec. 29-31, 1969; Cleveland Arena
Buffalo State 80, CSU 74
CSU 81, Federal City 74
CSU 75, Westminster 66 (5th Place)

1973-74

Youngstown Classic
Dec. 28-29, 1973; Youngstown, Ohio
Host: Youngstown State
CSU 76, Tennessee Tech 71
YoungstownState84,CSU81(2ndPlace)

1975-76

Show Me Classic
Dec. 5-6, 1975; Columbia, Missouri
Host: University of Missouri
Oklahoma City 84, CSU 60
Baylor 84, CSU 68 (4th Place)

1977-78

Siena Alumni Tourney
Jan. 3-4, 1978; Loudonville, N.Y.
Host: Siena College
VMI 71, CSU 66
Oklahoma City 94, CSU 67 (4th Place)

1978-79

Hatter Classic
Dec. 7-8, 1978; Deland, Fla.
Host: Stetson University
CSU 64, Stetson 61
Indiana State 102, CSU 71 (2nd Place)

1981-82

McDonald's Eagle Classic
Nov. 30-Dec. 1, 1981; Morehead, Ky.
Host: Morehead State
CSU 75, South Carolina State 60
Morehead State 62, CSU 60 (2nd Place)

1986-87

Coca-Cola NIT Classic
Nov. 22, 1987; Memphis, Tenn.
Memphis 70, CSU 66

1987-88

First Bank Milwaukee Classic
Dec. 28-29, 1987; Milwaukee, Wis.
Host: Marquette University
CSU 86, Niagara 76
CSU 72, Marquette 70 (1st Place)

1988-89

John Hancock Sun Bowl Tournament
Dec. 29-30, 1988; El Paso, Texas
Host: Texas-El Paso
UTEP 96, CSU 54
Lamar 76, CSU 71 (4th Place)

1990-91

North Coast Invitational
Nov. 24-25, 1990; Cleveland, Ohio
Host: Cleveland State
Princeton 70, CSU 57
CSU 99, Wright State 92 (3rd Place)

1991-92

Mazda Gator Bowl Tourney
Nov. 30-Dec. 1, 1990; Jacksonville, Fla.
Host: University of Jacksonville
Colorado State 91, CSU 88
CSU 106, Navy 98 (3rd Place)

1991-92

River City Classic
Nov. 29-30, 1991; Cape Girardeau, Mo.
Host: Southeast Missouri State
CSU 88, Southeast Missouri 80
Missouri-KC 73, CSU 67 (2nd Place)

1993-94

Pre-Season NIT
Nov. 18, 1993; Amherst, Mass.
Massachusetts 68, CSU 60

1994-95

Delta Bearcat Invitational
Dec. 10-11, 1993; Cincinnati, Ohio
Host: University of Cincinnati
Cincinnati 92, CSU 70
Boise State 53, CSU 44 (4th Place)

1994-95

Rock-N-Roll Shootout
Dec.17,1994;GundArena,Cleveland,Ohio
CSU 75, Ohio State 73

1995-96

Arizona State Tribune Classic
Dec. 28-29, 1994; Tempe, Ariz.
Host: Arizona State
Vanderbilt 93, CSU 64
Pacific 94, CSU 85 (4th Place)

1995-96

Rock-N-Roll Shootout
Dec.16,1995;GundArena,Cleveland,Ohio
Dayton 68, CSU 60

1998-99

Rock-N-Roll Shootout
Dec.27,1998;GundArena,Cleveland,Ohio
CSU 73, Rhode Island 72

1999-00

Big Island Invitational
Nov., 26-28, 1999; Hilo, Hawaii
Host: Hawai'i-Hilo
Cincinnati 91, CSU 56
Rhode Island 73, CSU 69
CSU 77, Hawai'i-Hilo 74 (5th Place)

2000-01

Rock-N-Roll Shootout
Dec.4,1999;GundArena,Cleveland,Ohio
Bowling Green 91, CSU 86

2000-01

EnergiaSystemsThanksgivingTournament
Nov. 24-26, 2000; Kansas City, Mo.
Host: UM-Kansas City
Creighton 66, CSU 59
CSU 57, UMKC 55
SE Missouri 72, CSU 71 (6th Place)

2001-02

Koch Petroleum Islander Classic
Dec. 28-29, 2000; Corpus Christi, Texas
Host: Texas A&M-Corpus Christi
CSU 60, Winthrop 53
CSU81,TA&M-CorpusChristi75(1stPlace)

2001-02

Rock-N-Roll Shootout
Dec.29,2001;GundArena,Cleveland,Ohio
Kent State 66, CSU 61

2002-03

Dell BCA Invitational
Nov. 16-19, 2002; Fort Collins, Colo.
Host: Colorado State
Florida Atlantic 71, CSU 66
CSU 78, IPFW 71
Colorado State 77, CSU 63 (3rd Place)

2002-03

Rock-N-Roll Shootout
Dec.28,2002;GundArena,Cleveland,Ohio
Bowling Green 80, CSU 72

2003-04

Islander Invitational
Dec. 29-30, 2003; Corpus Christi, Texas
Host: Texas A&M-Corpus Christi
Georgia Southern 79, CSU 64
Drake 83, CSU 80 (4th Place)

2006-07

America's Youth Classic
Nov. 17-19, 2006; Evansville, Ind.
Host: Evansville
Buffalo 77, CSU 73
Evansville 63, CSU 49
CSU 78, Miami, Fla. 67 (3rd Place)

2007-08

Glenn Wilkes Classic
Nov. 9, 2007; Tampa, Fla.
CSU 73, at South Florida 70

2007-08

Nov. 16-18, 2007; Daytona Beach, Fla.
Georgia Southern 72, CSU 70
CSU 69, Florida State 66 (OT)
CSU 76, Florida Atlantic 66 (3rd Place)

2008-09

O'Reilly Auto Parts CBE Classic
Nov. 18, 2008; Seattle, Wash.
Washington 78, CSU 63

Nov. 24-26, 2008; Miami, Fla.
CSU 77, Saint Leo 62
CSU 77, Toledo 56
CSU66,FloridaInternational58(1stPlace)

2009-10

Cancun Challenge
Nov. 16-19, 2009; Cleveland, Ohio
Cleveland State 78, Florida A&M 64
Cleveland State 80, Sam Houston State 65

Nov. 24-25, 2009; Cancun, Mexico
Kentucky 73, Cleveland State 49
Virginia 76, Cleveland State 65 (4th Place)

2010-11

World Vision Classic
Nov. 12-15, 2010; Cleveland, Ohio
Cleveland State 71, Bryant 57
Cleveland State 78, Iona 68
Cleveland State 69, Kent State 66
Cleveland State 83, Urbana 49

2011-12

Ticket City Legends Classic
Nov. 13, 2011; Nashville, Tenn.
Cleveland State 71, Vanderbilt 58
Nov. 25-27, 2011; Kingston, R.I.
Cleveland State 63, Boston University 62
Hofstra 63, Cleveland State 53
Cleveland State 67, Rhode Island 45

2012-13

Preseason NIT
Nov. 12-13, 2012; Ann Arbor, Mich.
Cleveland State 79, Bowling Green 73 (OT)
Michigan 77, Cleveland State 47
Nov. 19-20, 2013; Moon Township, Pa.
Cleveland State 71, Alabama-Huntsville 69
Robert Morris 71, Cleveland State 62

2013-14

Keightley Classic
Nov. 15-25, 2013
Cleveland State 83, @UT Arlington 73
@Eastern Michigan 81, Cleveland State 69
@Cleveland State 87, Robert Morris 74
@Kentucky 68, Cleveland State 61

2014-15

Global Sports Showcase
Nov. 19-28, 2014
Cleveland State 60, Jacksonville State 46
@Savannah State 87, Cleveland State 83 (OT)
Cleveland State 68, @Marshall 59
@Louisville 45, Cleveland State 33

2015-16

Cancun Challenge
Nov. 21-28, 2015
@Rhode Island 73, Cleveland State 45
South Dakota St. 77, Cleveland State 66 (at Cancun)
Cleveland State 57, Rider 52 (at Cancun)
@Maryland 80, Cleveland State 63

2016-17

Bluegrass Showcase
Nov. 15-27, 2016
Cleveland State 67, Canisius 64
@UT-Martin 85, Cleveland State 74
@Kentucky 101, Cleveland State 70
@Duquesne 78, Cleveland State 71

2017-18

Showcase on the Banks Classic
Nov. 14-24, 2017
@ Rutgers 70, Cleveland State 38
@ Cleveland State 80, Coppin State 56
@ East Carolina 72, Cleveland State 69
Central Conn. St. 74, @Cleveland State 73

2018-19

Buckeye Basketball Classic
Nov. 16-25, 2018
@Cleveland State 84, South Carolina St. 69
Samford 73, @Cleveland State 60
@Ohio State 89, Cleveland State 62
Purdue Fort Wayne 82, @Cleveland State 79

2019-20

Battle for the Capital
Nov. 19, 2019; Cleveland, Ohio
Florida International 107, Cleveland State 61

Nov. 22-23, 2019; Washington, D.C.
Cleveland State 47, UNC Wilmington 46
Cleveland State 65, Eastern Kentucky 51

2021-22

Cerebro Sports Lake Erie Challenge
Nov. 20, 2021, Cleveland, Ohio
Cleveland State 80, Canisius 70
Nov. 22, 2021
Cleveland State 65, Coppin State 62

2022-23

Turkey Slam: Cleveland State Regional
Nov. 18, 2022, Cleveland, Ohio
Cleveland State 67, Arkansas-Pine Bluff 58
Nov. 23, 2022
Cleveland State 77, Chicago State 63

1986 NCAA Tournament

No event in the 75-year history of Cleveland State University basketball has done so much to put the Vikings on the college basketball map as the 1986 NCAA Tournament. The three history-making games in the spring of 1986 marked the first trip to the "Big Dance" for the Vikes.

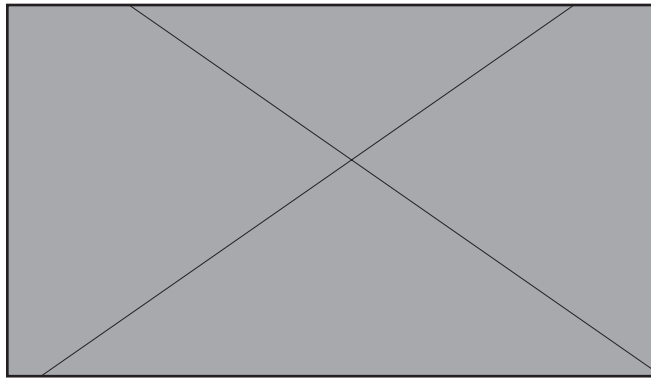
CSU rolled through the regular season, taking a 23-3 record and a nine-game win streak into the AMCU-8 Tourney in Springfield, Mo. The winning didn't stop as the Vikings knocked off Northern Iowa, 73-68, in the first round, dismantled UIC, 100-84, in the semifinals and edged Eastern Illinois, 70-66, in the finals.

The tournament title did not bring with it an automatic NCAA bid because the three-year-old AMCU-8 was not old enough.

A 27-3 record (.900) and 12-game win streak was enough to earn CSU a No. 14 seed in the 16-team East Regional. It only took CSU one game to be awarded the glass slipper worn by the tournament's "Cinderella" team and become a sentimental favorite across the country.

The Vikings opened the first round by stunning third-seeded Indiana, 83-79, to hand Coach Bobby Knight his first-ever first-round defeat in NCAA competition.

The Hoosiers learned quickly about the CSU Run 'N' Stun attack as Clinton Ransey poured in 27 points and Eric Mudd added 16 in the win.



Paul Stewart and Clinton Ransey celebrate after beating St. Joseph's in the second round of the 1986 NCAA Tournament at the Carrier Dome in Syracuse, N.Y.

CSU continued its "Magic Carpet Ride" with a second-round win over St. Joseph's to advance to the Sweet Sixteen. The victory turned into a coming out party on a national stage for Ken "Mouse" McFadden, who led the way with 23 points while the Clintons, Ransey and Smith, added 17 and 16 points, respectively.

With a week to prepare for the regional semifinal game against Navy, the Vikings were the toast of not only Cleveland, but the nation as well. "I'm an overnight sensation," head coach Kevin Mackey said of all the publicity. "It only took me 15 years to get here."

The historic run came to an end when David Robinson's Navy squad held off a late CSU charge to score a 71-70 victory. Robinson netted the game-winning basket with seconds remaining to complete a near triple-double performance (22 points, 14 rebounds, nine blocks). A final desperation shot by CSU's Clinton Smith hit the rim and bounced away as time expired on the game and CSU's historic NCAA Tournament run.

Clinton Smith was named the AMCU-8's Newcomer of the Year for 1984-85. He also was tabbed honorable mention All-American by the Associated Press as well as first-team all-league.

NCAA		14 Cleveland State	83																																																																																																																																															
		3 Indiana	79																																																																																																																																															
March 14, 1986	NCAA East Regional 1st Round	Syracuse, N.Y.																																																																																																																																																
Final: Cleveland State becomes the first No. 14 seed in the history of the NCAA Tournament to defeat a No. 3 seed in the opening round, leading for the final 30 minutes to claim an 83-79 win over the 16th-ranked Hoosiers. It was the first win ever for the Vikings over a ranked opponent. Defining Moment: After Steve Alford made two free throws to pull Indiana within 67-63 with 8:19 left, Eric Mudd and Clinton Ransey score three baskets each as part of a 12-6 CSU run that put the lead back to double figures, 79-69 with 3:26 left.																																																																																																																																																		
Key Stats: CSU shoots .589 from the field (33-56), including 15-for-22 in the second half (.682). The Vikings have a slim rebounding edge, out-bounding the Hoosiers, 32-30.																																																																																																																																																		
Performance Leaders: Clinton Ransey exploded for a game-high 27 points, including a nine-for-13 effort from the line while Eric Mudd added 16 points and 10 rebounds and Clinton Smith 12 points. Alford led Indiana with 24 points and seven assists.																																																																																																																																																		
<table border="1"> <thead> <tr> <th>CLEVELAND STATE</th> <th>min</th> <th>fg-a</th> <th>ft-a</th> <th>reb</th> <th>ast</th> <th>to</th> <th>bk</th> <th>st</th> <th>pf</th> <th>pts</th> </tr> </thead> <tbody> <tr><td>Clinton Smith</td><td>23</td><td>5-10</td><td>2-2</td><td>2</td><td>3</td><td>2</td><td>0</td><td>2</td><td>4</td><td>12</td></tr> <tr><td>Clinton Ransey</td><td>33</td><td>9-15</td><td>9-13</td><td>5</td><td>1</td><td>4</td><td>0</td><td>3</td><td>3</td><td>27</td></tr> <tr><td>Eric Mudd</td><td>31</td><td>6-7</td><td>4-5</td><td>10</td><td>1</td><td>1</td><td>0</td><td>0</td><td>3</td><td>16</td></tr> <tr><td>Eddie Bryant</td><td>28</td><td>1-4</td><td>0-0</td><td>1</td><td>4</td><td>0</td><td>0</td><td>0</td><td>3</td><td>2</td></tr> <tr><td>Ken McFadden</td><td>30</td><td>4-8</td><td>1-1</td><td>2</td><td>3</td><td>0</td><td>1</td><td>3</td><td>9</td><td>9</td></tr> <tr><td>Bob Crawford</td><td>9</td><td>2-3</td><td>0-0</td><td>3</td><td>0</td><td>0</td><td>0</td><td>0</td><td>2</td><td>4</td></tr> <tr><td>Paul Stewart</td><td>17</td><td>3-4</td><td>0-0</td><td>3</td><td>0</td><td>0</td><td>0</td><td>0</td><td>3</td><td>6</td></tr> <tr><td>Shawn Hood</td><td>12</td><td>1-2</td><td>0-0</td><td>1</td><td>4</td><td>0</td><td>0</td><td>0</td><td>0</td><td>2</td></tr> <tr><td>Steve Corbin</td><td>10</td><td>2-3</td><td>0-0</td><td>2</td><td>0</td><td>1</td><td>0</td><td>0</td><td>1</td><td>4</td></tr> <tr><td>Ray Salters</td><td>7</td><td>0-0</td><td>1-2</td><td>1</td><td>0</td><td>2</td><td>0</td><td>0</td><td>0</td><td>1</td></tr> <tr><td>Team</td><td></td><td></td><td></td><td>3</td><td>1</td><td></td><td></td><td></td><td></td><td></td></tr> <tr><td>TOTALS</td><td>200</td><td>33-56</td><td>17-23</td><td>32</td><td>15</td><td>14</td><td>0</td><td>6</td><td>22</td><td>83</td></tr> </tbody> </table>				CLEVELAND STATE	min	fg-a	ft-a	reb	ast	to	bk	st	pf	pts	Clinton Smith	23	5-10	2-2	2	3	2	0	2	4	12	Clinton Ransey	33	9-15	9-13	5	1	4	0	3	3	27	Eric Mudd	31	6-7	4-5	10	1	1	0	0	3	16	Eddie Bryant	28	1-4	0-0	1	4	0	0	0	3	2	Ken McFadden	30	4-8	1-1	2	3	0	1	3	9	9	Bob Crawford	9	2-3	0-0	3	0	0	0	0	2	4	Paul Stewart	17	3-4	0-0	3	0	0	0	0	3	6	Shawn Hood	12	1-2	0-0	1	4	0	0	0	0	2	Steve Corbin	10	2-3	0-0	2	0	1	0	0	1	4	Ray Salters	7	0-0	1-2	1	0	2	0	0	0	1	Team				3	1						TOTALS	200	33-56	17-23	32	15	14	0	6	22	83
CLEVELAND STATE	min	fg-a	ft-a	reb	ast	to	bk	st	pf	pts																																																																																																																																								
Clinton Smith	23	5-10	2-2	2	3	2	0	2	4	12																																																																																																																																								
Clinton Ransey	33	9-15	9-13	5	1	4	0	3	3	27																																																																																																																																								
Eric Mudd	31	6-7	4-5	10	1	1	0	0	3	16																																																																																																																																								
Eddie Bryant	28	1-4	0-0	1	4	0	0	0	3	2																																																																																																																																								
Ken McFadden	30	4-8	1-1	2	3	0	1	3	9	9																																																																																																																																								
Bob Crawford	9	2-3	0-0	3	0	0	0	0	2	4																																																																																																																																								
Paul Stewart	17	3-4	0-0	3	0	0	0	0	3	6																																																																																																																																								
Shawn Hood	12	1-2	0-0	1	4	0	0	0	0	2																																																																																																																																								
Steve Corbin	10	2-3	0-0	2	0	1	0	0	1	4																																																																																																																																								
Ray Salters	7	0-0	1-2	1	0	2	0	0	0	1																																																																																																																																								
Team				3	1																																																																																																																																													
TOTALS	200	33-56	17-23	32	15	14	0	6	22	83																																																																																																																																								
<table border="1"> <thead> <tr> <th>INDIANA</th> <th>min</th> <th>fg-a</th> <th>ft-a</th> <th>reb</th> <th>ast</th> <th>to</th> <th>bk</th> <th>st</th> <th>pf</th> <th>pts</th> </tr> </thead> <tbody> <tr><td>Rick Calloway</td><td>28</td><td>4-8</td><td>2-4</td><td>7</td><td>0</td><td>2</td><td>0</td><td>0</td><td>2</td><td>10</td></tr> <tr><td>Andre Harris</td><td>35</td><td>8-10</td><td>0-2</td><td>10</td><td>1</td><td>1</td><td>2</td><td>0</td><td>3</td><td>16</td></tr> <tr><td>Darryl Thomas</td><td>23</td><td>4-6</td><td>3-4</td><td>4</td><td>1</td><td>3</td><td>0</td><td>0</td><td>4</td><td>11</td></tr> <tr><td>Steve Alford</td><td>40</td><td>10-20</td><td>4-4</td><td>2</td><td>7</td><td>1</td><td>0</td><td>1</td><td>1</td><td>24</td></tr> <tr><td>Winston Morgan</td><td>16</td><td>1-1</td><td>0-0</td><td>2</td><td>5</td><td>5</td><td>0</td><td>0</td><td>2</td><td>2</td></tr> <tr><td>Steve Robinson</td><td>39</td><td>3-9</td><td>4-5</td><td>1</td><td>4</td><td>2</td><td>0</td><td>1</td><td>2</td><td>10</td></tr> <tr><td>Todd Meier</td><td>5</td><td>1-2</td><td>0-0</td><td>2</td><td>0</td><td>0</td><td>0</td><td>0</td><td>2</td><td>2</td></tr> <tr><td>Todd Jadlow</td><td>6</td><td>0-1</td><td>2-2</td><td>0</td><td>0</td><td>1</td><td>0</td><td>0</td><td>3</td><td>2</td></tr> <tr><td>Steve Eyl</td><td>8</td><td>1-2</td><td>0-0</td><td>0</td><td>0</td><td>0</td><td>0</td><td>0</td><td>2</td><td>2</td></tr> <tr><td>Team</td><td></td><td></td><td></td><td>2</td><td></td><td></td><td></td><td></td><td></td><td></td></tr> <tr><td>TOTALS</td><td>200</td><td>32-59</td><td>15-21</td><td>30</td><td>18</td><td>15</td><td>2</td><td>2</td><td>21</td><td>79</td></tr> </tbody> </table>				INDIANA	min	fg-a	ft-a	reb	ast	to	bk	st	pf	pts	Rick Calloway	28	4-8	2-4	7	0	2	0	0	2	10	Andre Harris	35	8-10	0-2	10	1	1	2	0	3	16	Darryl Thomas	23	4-6	3-4	4	1	3	0	0	4	11	Steve Alford	40	10-20	4-4	2	7	1	0	1	1	24	Winston Morgan	16	1-1	0-0	2	5	5	0	0	2	2	Steve Robinson	39	3-9	4-5	1	4	2	0	1	2	10	Todd Meier	5	1-2	0-0	2	0	0	0	0	2	2	Todd Jadlow	6	0-1	2-2	0	0	1	0	0	3	2	Steve Eyl	8	1-2	0-0	0	0	0	0	0	2	2	Team				2							TOTALS	200	32-59	15-21	30	18	15	2	2	21	79											
INDIANA	min	fg-a	ft-a	reb	ast	to	bk	st	pf	pts																																																																																																																																								
Rick Calloway	28	4-8	2-4	7	0	2	0	0	2	10																																																																																																																																								
Andre Harris	35	8-10	0-2	10	1	1	2	0	3	16																																																																																																																																								
Darryl Thomas	23	4-6	3-4	4	1	3	0	0	4	11																																																																																																																																								
Steve Alford	40	10-20	4-4	2	7	1	0	1	1	24																																																																																																																																								
Winston Morgan	16	1-1	0-0	2	5	5	0	0	2	2																																																																																																																																								
Steve Robinson	39	3-9	4-5	1	4	2	0	1	2	10																																																																																																																																								
Todd Meier	5	1-2	0-0	2	0	0	0	0	2	2																																																																																																																																								
Todd Jadlow	6	0-1	2-2	0	0	1	0	0	3	2																																																																																																																																								
Steve Eyl	8	1-2	0-0	0	0	0	0	0	2	2																																																																																																																																								
Team				2																																																																																																																																														
TOTALS	200	32-59	15-21	30	18	15	2	2	21	79																																																																																																																																								
Halftime: Cleveland State 45, Indiana 41. Dead Ball Rebounds: Cleveland State 0, Indiana 0. Technicals: None. Officials: T. Fraim, M. Shapiro, B. Sylvestor. Attendance: 16,857																																																																																																																																																		

NCAA		14 Cleveland State	75																																																																																																																																															
		6 St. Joseph's	69																																																																																																																																															
March 16, 1986	NCAA East Regional 2nd Round	Syracuse, N.Y.																																																																																																																																																
Final: Cleveland State merges as the Cinderella of the tourney, upsetting St. Joseph's, 75-69, to become the first No. 14 seed to advance to the Sweet 16.																																																																																																																																																		
Defining Moment: After CSU and St. Joseph's trade baskets for almost 15 minutes resulting in 10 ties, the Vikings get four straight points from Eddie Bryant and a put-back basket inside from Clinton Smith to take a 48-43 lead with 8:23 left. The Vikings would never trail or be tied down the stretch.																																																																																																																																																		
Key Stats: The Vikings dominate on the glass, out-rebounding St. Joseph's, 44-34, including 17 offensive rebounds. CSU's pressure defense results in 18 Hawk turnovers. The attendance for the game is 21,713, the largest crowd to ever watch the Vikings play.																																																																																																																																																		
Performance Leaders: Mouse McFadden makes his name known on a national stage by scoring 23 points while the Clintons—Ransey (17 points, 8 rebounds) and Smith (16 points, 15 boards)—combine to dominate inside.																																																																																																																																																		
<table border="1"> <thead> <tr> <th>CLEVELAND STATE</th> <th>min</th> <th>fg-a</th> <th>ft-a</th> <th>reb</th> <th>ast</th> <th>to</th> <th>bk</th> <th>st</th> <th>pf</th> <th>pts</th> </tr> </thead> <tbody> <tr><td>Clinton Smith</td><td>34</td><td>8-16</td><td>0-1</td><td>15</td><td>2</td><td>2</td><td>0</td><td>1</td><td>2</td><td>16</td></tr> <tr><td>Clinton Ransey</td><td>31</td><td>5-15</td><td>7-10</td><td>8</td><td>1</td><td>2</td><td>0</td><td>1</td><td>2</td><td>17</td></tr> <tr><td>Eric Mudd</td><td>22</td><td>2-7</td><td>0-1</td><td>6</td><td>0</td><td>1</td><td>0</td><td>1</td><td>2</td><td>4</td></tr> <tr><td>Eddie Bryant</td><td>18</td><td>1-3</td><td>6-6</td><td>2</td><td>2</td><td>1</td><td>0</td><td>2</td><td>1</td><td>8</td></tr> <tr><td>Ken McFadden</td><td>30</td><td>10-15</td><td>3-4</td><td>2</td><td>3</td><td>3</td><td>0</td><td>2</td><td>1</td><td>23</td></tr> <tr><td>Paul Stewart</td><td>10</td><td>1-2</td><td>0-0</td><td>1</td><td>0</td><td>2</td><td>0</td><td>1</td><td>3</td><td>2</td></tr> <tr><td>Bob Crawford</td><td>20</td><td>1-4</td><td>0-0</td><td>3</td><td>0</td><td>1</td><td>1</td><td>0</td><td>3</td><td>2</td></tr> <tr><td>Shawn Hood</td><td>22</td><td>1-1</td><td>1-5</td><td>1</td><td>3</td><td>1</td><td>0</td><td>2</td><td>1</td><td>3</td></tr> <tr><td>Steve Corbin</td><td>10</td><td>0-3</td><td>0-2</td><td>1</td><td>1</td><td>0</td><td>0</td><td>1</td><td>2</td><td>0</td></tr> <tr><td>Ray Salters</td><td>3</td><td>0-0</td><td>0-0</td><td>0</td><td>0</td><td>0</td><td>0</td><td>0</td><td>0</td><td>0</td></tr> <tr><td>Team</td><td></td><td></td><td></td><td>5</td><td></td><td></td><td></td><td></td><td></td><td></td></tr> <tr><td>TOTALS</td><td>200</td><td>29-66</td><td>17-29</td><td>44</td><td>12</td><td>13</td><td>0</td><td>11</td><td>17</td><td>75</td></tr> </tbody> </table>				CLEVELAND STATE	min	fg-a	ft-a	reb	ast	to	bk	st	pf	pts	Clinton Smith	34	8-16	0-1	15	2	2	0	1	2	16	Clinton Ransey	31	5-15	7-10	8	1	2	0	1	2	17	Eric Mudd	22	2-7	0-1	6	0	1	0	1	2	4	Eddie Bryant	18	1-3	6-6	2	2	1	0	2	1	8	Ken McFadden	30	10-15	3-4	2	3	3	0	2	1	23	Paul Stewart	10	1-2	0-0	1	0	2	0	1	3	2	Bob Crawford	20	1-4	0-0	3	0	1	1	0	3	2	Shawn Hood	22	1-1	1-5	1	3	1	0	2	1	3	Steve Corbin	10	0-3	0-2	1	1	0	0	1	2	0	Ray Salters	3	0-0	0-0	0	0	0	0	0	0	0	Team				5							TOTALS	200	29-66	17-29	44	12	13	0	11	17	75
CLEVELAND STATE	min	fg-a	ft-a	reb	ast	to	bk	st	pf	pts																																																																																																																																								
Clinton Smith	34	8-16	0-1	15	2	2	0	1	2	16																																																																																																																																								
Clinton Ransey	31	5-15	7-10	8	1	2	0	1	2	17																																																																																																																																								
Eric Mudd	22	2-7	0-1	6	0	1	0	1	2	4																																																																																																																																								
Eddie Bryant	18	1-3	6-6	2	2	1	0	2	1	8																																																																																																																																								
Ken McFadden	30	10-15	3-4	2	3	3	0	2	1	23																																																																																																																																								
Paul Stewart	10	1-2	0-0	1	0	2	0	1	3	2																																																																																																																																								
Bob Crawford	20	1-4	0-0	3	0	1	1	0	3	2																																																																																																																																								
Shawn Hood	22	1-1	1-5	1	3	1	0	2	1	3																																																																																																																																								
Steve Corbin	10	0-3	0-2	1	1	0	0	1	2	0																																																																																																																																								
Ray Salters	3	0-0	0-0	0	0	0	0	0	0	0																																																																																																																																								
Team				5																																																																																																																																														
TOTALS	200	29-66	17-29	44	12	13	0	11	17	75																																																																																																																																								
<table border="1"> <thead> <tr> <th>ST. JOSEPH'S</th> <th>min</th> <th>fg-a</th> <th>ft-a</th> <th>reb</th> <th>ast</th> <th>to</th> <th>bk</th> <th>st</th> <th>pf</th> <th>pts</th> </tr> </thead> <tbody> <tr><td>Greg Mullee</td><td>37</td><td>2-5</td><td>0-0</td><td>4</td><td>2</td><td>5</td><td>0</td><td>0</td><td>4</td><td>4</td></tr> <tr><td>Rodney Slattery</td><td>16</td><td>0-1</td><td>0-0</td><td>3</td><td>0</td><td>0</td><td>0</td><td>0</td><td>2</td><td>0</td></tr> <tr><td>Rodney Blake</td><td>37</td><td>5-10</td><td>5-7</td><td>8</td><td>2</td><td>2</td><td>5</td><td>0</td><td>3</td><td>15</td></tr> <tr><td>Maurice Martin</td><td>29</td><td>6-11</td><td>3-4</td><td>9</td><td>2</td><td>5</td><td>0</td><td>1</td><td>4</td><td>15</td></tr> <tr><td>Geoff Arnold</td><td>29</td><td>4-9</td><td>4-9</td><td>5</td><td>1</td><td>3</td><td>0</td><td>1</td><td>3</td><td>8</td></tr> <tr><td>James Flint</td><td>17</td><td>1-3</td><td>0-0</td><td>0</td><td>7</td><td>0</td><td>0</td><td>1</td><td>2</td><td>2</td></tr> <tr><td>Wayne Williams</td><td>35</td><td>11-20</td><td>3-5</td><td>4</td><td>2</td><td>3</td><td>0</td><td>2</td><td>4</td><td>25</td></tr> <tr><td>Team</td><td></td><td></td><td></td><td>1</td><td></td><td></td><td></td><td></td><td></td><td></td></tr> <tr><td>TOTALS</td><td>200</td><td>29-59</td><td>15-20</td><td>34</td><td>16</td><td>18</td><td>5</td><td>5</td><td>22</td><td>69</td></tr> </tbody> </table>				ST. JOSEPH'S	min	fg-a	ft-a	reb	ast	to	bk	st	pf	pts	Greg Mullee	37	2-5	0-0	4	2	5	0	0	4	4	Rodney Slattery	16	0-1	0-0	3	0	0	0	0	2	0	Rodney Blake	37	5-10	5-7	8	2	2	5	0	3	15	Maurice Martin	29	6-11	3-4	9	2	5	0	1	4	15	Geoff Arnold	29	4-9	4-9	5	1	3	0	1	3	8	James Flint	17	1-3	0-0	0	7	0	0	1	2	2	Wayne Williams	35	11-20	3-5	4	2	3	0	2	4	25	Team				1							TOTALS	200	29-59	15-20	34	16	18	5	5	22	69																																	
ST. JOSEPH'S	min	fg-a	ft-a	reb	ast	to	bk	st	pf	pts																																																																																																																																								
Greg Mullee	37	2-5	0-0	4	2	5	0	0	4	4																																																																																																																																								
Rodney Slattery	16	0-1	0-0	3	0	0	0	0	2	0																																																																																																																																								
Rodney Blake	37	5-10	5-7	8	2	2	5	0	3	15																																																																																																																																								
Maurice Martin	29	6-11	3-4	9	2	5	0	1	4	15																																																																																																																																								
Geoff Arnold	29	4-9	4-9	5	1	3	0	1	3	8																																																																																																																																								
James Flint	17	1-3	0-0	0	7	0	0	1	2	2																																																																																																																																								
Wayne Williams	35	11-20	3-5	4	2	3	0	2	4	25																																																																																																																																								
Team				1																																																																																																																																														
TOTALS	200	29-59	15-20	34	16	18	5	5	22	69																																																																																																																																								
Halftime: Cleveland State 26, St. Joseph's 26. Dead Ball Rebounds: Cleveland State 4, St. Joseph's 2. Technicals: None. Officials: J. Donaghy, T. Fraim, Sid Rodeheffer. Attendance: 21,713																																																																																																																																																		

NCAA		7 Navy	71																																																																																																																																															
		14 Cleveland State	70																																																																																																																																															
March 21, 1986	NCAA East Regional Semi-Finals	East Rutherford, N.J.																																																																																																																																																
Final: Cleveland State's "Magic Carpet Ride" comes to an end in the Meadowlands as the Vikings can't handle the David Robinson-led Midshipmen, falling in the final seconds, 71-70.																																																																																																																																																		
Defining Moment: After the Vikings rallied from an 11-point first-half deficit to take a 60-55 lead with 7:08 left, the Midshipmen fight back with Robinson scoring the game-winning basket with five seconds left on a controversial charging no-call.																																																																																																																																																		
Key Stats: Robinson just misses a triple-double with 22 points, 14 rebounds and nine blocked shots. Navy out-scores CSU, 15-6 at the foul line with the Vikings going just six-for-12 (.500). Kaylor Whitaker records 10 of Navy's 21 assists.																																																																																																																																																		
Performance Leaders: Ken McFadden and Clinton Smith pace the Vikings with 16 points each with Eric Mudd adding a double-double with 11 points and 11 rebounds. The Navy trio of Whitaker, Vernon Butler and Robinson tally all but 10 of the Midshipmen's points.																																																																																																																																																		
<table border="1"> <thead> <tr> <th>CLEVELAND STATE</th> <th>min</th> <th>fg-a</th> <th>ft-a</th> <th>reb</th> <th>ast</th> <th>to</th> <th>bk</th> <th>st</th> <th>pf</th> <th>pts</th> </tr> </thead> <tbody> <tr><td>Clinton Smith</td><td>31</td><td>8-15</td><td>0-0</td><td>7</td><td>0</td><td>2</td><td>1</td><td>4</td><td>2</td><td>16</td></tr> <tr><td>Clinton Ransey</td><td>31</td><td>3-11</td><td>2-2</td><td>5</td><td>1</td><td>4</td><td>0</td><td>1</td><td>5</td><td>8</td></tr> <tr><td>Eric Mudd</td><td>29</td><td>5-13</td><td>1-2</td><td>11</td><td>0</td><td>1</td><td>0</td><td>0</td><td>4</td><td>11</td></tr> <tr><td>Eddie Bryant</td><td>24</td><td>3-5</td><td>0-0</td><td>1</td><td>3</td><td>2</td><td>1</td><td>0</td><td>2</td><td>6</td></tr> <tr><td>Ken McFadden</td><td>35</td><td>8-15</td><td>0-1</td><td>4</td><td>0</td><td>1</td><td>0</td><td>1</td><td>1</td><td>16</td></tr> <tr><td>Shawn Hood</td><td>15</td><td>1-2</td><td>1-1</td><td>1</td><td>1</td><td>1</td><td>0</td><td>1</td><td>0</td><td>3</td></tr> <tr><td>Steve Corbin</td><td>6</td><td>0-2</td><td>0-0</td><td>2</td><td>0</td><td>0</td><td>0</td><td>0</td><td>1</td><td>2</td></tr> <tr><td>Paul Stewart</td><td>12</td><td>3-5</td><td>1-4</td><td>3</td><td>0</td><td>1</td><td>0</td><td>0</td><td>2</td><td>7</td></tr> <tr><td>Ray Salters</td><td>6</td><td>1-4</td><td>0-0</td><td>4</td><td>2</td><td>0</td><td>0</td><td>0</td><td>2</td><td>2</td></tr> <tr><td>Bob Crawford</td><td>11</td><td>0-3</td><td>1-2</td><td>1</td><td>0</td><td>0</td><td>2</td><td>0</td><td>2</td><td>1</td></tr> <tr><td>Team</td><td></td><td></td><td></td><td>5</td><td></td><td></td><td></td><td></td><td></td><td></td></tr> <tr><td>TOTALS</td><td>200</td><td>32-75</td><td>6-12</td><td>44</td><td>7</td><td>12</td><td>4</td><td>8</td><td>22</td><td>70</td></tr> </tbody> </table>				CLEVELAND STATE	min	fg-a	ft-a	reb	ast	to	bk	st	pf	pts	Clinton Smith	31	8-15	0-0	7	0	2	1	4	2	16	Clinton Ransey	31	3-11	2-2	5	1	4	0	1	5	8	Eric Mudd	29	5-13	1-2	11	0	1	0	0	4	11	Eddie Bryant	24	3-5	0-0	1	3	2	1	0	2	6	Ken McFadden	35	8-15	0-1	4	0	1	0	1	1	16	Shawn Hood	15	1-2	1-1	1	1	1	0	1	0	3	Steve Corbin	6	0-2	0-0	2	0	0	0	0	1	2	Paul Stewart	12	3-5	1-4	3	0	1	0	0	2	7	Ray Salters	6	1-4	0-0	4	2	0	0	0	2	2	Bob Crawford	11	0-3	1-2	1	0	0	2	0	2	1	Team				5							TOTALS	200	32-75	6-12	44	7	12	4	8	22	70
CLEVELAND STATE	min	fg-a	ft-a	reb	ast	to	bk	st	pf	pts																																																																																																																																								
Clinton Smith	31	8-15	0-0	7	0	2	1	4	2	16																																																																																																																																								
Clinton Ransey	31	3-11	2-2	5	1	4	0	1	5	8																																																																																																																																								
Eric Mudd	29	5-13	1-2	11	0	1	0	0	4	11																																																																																																																																								
Eddie Bryant	24	3-5	0-0	1	3	2	1	0	2	6																																																																																																																																								
Ken McFadden	35	8-15	0-1	4	0	1	0	1	1	16																																																																																																																																								
Shawn Hood	15	1-2	1-1	1	1	1	0	1	0	3																																																																																																																																								
Steve Corbin	6	0-2	0-0	2	0	0	0	0	1	2																																																																																																																																								
Paul Stewart	12	3-5	1-4	3	0	1	0	0	2	7																																																																																																																																								
Ray Salters	6	1-4	0-0	4	2	0	0	0	2	2																																																																																																																																								
Bob Crawford	11	0-3	1-2	1	0	0	2	0	2	1																																																																																																																																								
Team				5																																																																																																																																														
TOTALS	200	32-75	6-12	44	7	12	4	8	22	70																																																																																																																																								
<table border="1"> <thead> <tr> <th>NAVY</th> <th>min</th> <th>fg-a</th> <th>ft-a</th> <th>reb</th> <th>ast</th> <th>to</th> <th>bk</th> <th>st</th> <th>pf</th> <th>pts</th> </tr> </thead> <tbody> <tr><td>Greg Liebert</td><td>9</td><td>0-0</td><td>0-0</td><td>1</td><td>0</td><td>1</td><td>0</td><td>0</td><td>2</td><td>0</td></tr> <tr><td>Vernon Butler</td><td>40</td><td>7-15</td><td>2-3</td><td>3</td><td>2</td><td>1</td><td>0</td><td>1</td><td>3</td><td>16</td></tr> <tr><td>David Robinson</td><td>34</td><td>7-11</td><td>8-10</td><td>14</td><td>1</td><td>3</td><td>9</td><td>1</td><td>3</td><td>22</td></tr> <tr><td>Kaylor Whitaker</td><td>40</td><td>10-15</td><td>3-3</td><td>1</td><td>10</td><td>4</td><td>0</td><td>1</td><td>2</td><td>23</td></tr> <tr><td>Doug Wojcik</td><td>40</td><td>15-23</td><td>5-7</td><td>7</td><td>2</td><td>0</td><td>1</td><td>0</td><td>4</td><td>4</td></tr> <tr><td>Derrick Turner</td><td>6</td><td>0-1</td><td>0-0</td><td>3</td><td>0</td><td>1</td><td>0</td><td>0</td><td>0</td><td>0</td></tr> <tr><td>Nathan Bailey</td><td>20</td><td>1-5</td><td>0-2</td><td>2</td><td>0</td><td>3</td><td>0</td><td>0</td><td>0</td><td>2</td></tr> <tr><td>Cliff Rees</td><td>11</td><td>2-2</td><td>0-0</td><td>0</td><td>1</td><td>1</td><td>0</td><td>0</td><td>1</td><td>4</td></tr> <tr><td>Team</td><td></td><td></td><td></td><td>7</td><td></td><td></td><td></td><td></td><td></td><td></td></tr> <tr><td>TOTALS</td><td>200</td><td>28-54</td><td>15-21</td><td>36</td><td>21</td><td>16</td><td>9</td><td>4</td><td>13</td><td>71</td></tr> </tbody> </table>				NAVY	min	fg-a	ft-a	reb	ast	to	bk	st	pf	pts	Greg Liebert	9	0-0	0-0	1	0	1	0	0	2	0	Vernon Butler	40	7-15	2-3	3	2	1	0	1	3	16	David Robinson	34	7-11	8-10	14	1	3	9	1	3	22	Kaylor Whitaker	40	10-15	3-3	1	10	4	0	1	2	23	Doug Wojcik	40	15-23	5-7	7	2	0	1	0	4	4	Derrick Turner	6	0-1	0-0	3	0	1	0	0	0	0	Nathan Bailey	20	1-5	0-2	2	0	3	0	0	0	2	Cliff Rees	11	2-2	0-0	0	1	1	0	0	1	4	Team				7							TOTALS	200	28-54	15-21	36	21	16	9	4	13	71																						
NAVY	min	fg-a	ft-a	reb	ast	to	bk	st	pf	pts																																																																																																																																								
Greg Liebert	9	0-0	0-0	1	0	1	0	0	2	0																																																																																																																																								
Vernon Butler	40	7-15	2-3	3	2	1	0	1	3	16																																																																																																																																								
David Robinson	34	7-11	8-10	14	1	3	9	1	3	22																																																																																																																																								
Kaylor Whitaker	40	10-15	3-3	1	10	4	0	1	2	23																																																																																																																																								
Doug Wojcik	40	15-23	5-7	7	2	0	1	0	4	4																																																																																																																																								
Derrick Turner	6	0-1	0-0	3	0	1	0	0	0	0																																																																																																																																								
Nathan Bailey	20	1-5	0-2	2	0	3	0	0	0	2																																																																																																																																								
Cliff Rees	11	2-2	0-0	0	1	1	0	0	1	4																																																																																																																																								
Team				7																																																																																																																																														
TOTALS	200	28-54	15-21	36	21	16	9	4	13	71																																																																																																																																								
Halftime: Navy 39, Cleveland State 30. Dead Ball Rebounds: Cleveland State 1, St. Joseph's 1. Technicals: None. Officials: Joe Forte, Paul Housman, Rick Wulkow. Attendance: 19,454																																																																																																																																																		

2009 NCAA Tournament

After being picked as the favorite to win the Horizon League title in 2008-09, the Vikings struggled through the first half of the league slate, owning just a 4-5 league record at the midway point of the season.

But the Vikings were not daunted by the task ahead, running off eight straight league wins before falling at Butler in the regular season finale.

With a 12-6 league mark, CSU earned the No. 3 seed in the league tourney and would need to win four games in eight days to claim the tournament title, a feat never accomplished before in league annals.

The 56-43 first round win over Detroit was unremarkable, except for early in the second half when D'Aundray Brown went down with a knee injury that would sideline him for the remainder of the year.

The Vikings traveled to Indianapolis for its second round meeting with UIC, but struggled offensively and found itself down 59-50 with 5:00 left.

Head coach Gary Watersturned to a diamond press to speed up the game and the defensive pressure keyed a 15-2 Viking burst that put CSU in control, eventually winning, 67-64. Norris Cole led the way with a career-high 26 points.

The semi-final matchup against No. 2 seed Green Bay was the third game in five days for the short-handed Vikings while Green Bay had a week to prepare.

That didn't matter. After trailing for the first 29 minutes, with deficits of as many as 12 points, CSU wore out the well-rested Phoenix en route to a 63-57 win.

Cole again was the key offensively, scoring a game-high 23 points while J'Nathan Bullock added 16 points and eight rebounds and George Tandy chipped in with 10 rebounds.

The Vikings had two days to prepare for the league championship game at Butler, a team that had claimed three straight heart-breaking wins against CSU.

In March 2008, CSU advanced to the championship game of the league tourney but fell to the Bulldogs, 70-55.

During the 2008-09 regular season, Butler's Zach Hahn hit a three-pointer at the buzzer to give the Bulldogs a 50-48 win at CSU on Dec. 4.

To make matters worse, the shot was named the ESPN Play of the Day. Hahn also celebrated the win by sliding on the Viking logo at mid-court, a vision that was burned into the memory of the CSU players.

In the regular season finale at Butler on Feb. 26, Ronald Nored scored off a missed free throw with 53 seconds left and Cole couldn't connect

on a three-pointer at the buzzer as Butler escaped with a 58-56 win.

Cleveland State turned to its defense in the championship game, holding Butler to just one field goal in the final 13:45 to come back from an eight point deficit. Butler still had one chance to tie the game, but a pair of three-pointers in the final seconds were off the mark.

Cedric Jackson, whose injury the year before doomed CSU in the title contest, was named tournament MVP after scoring 19 points with seven rebounds, eight assists and three steals.

Cole and Bullock each earned a spot on the all-tournament team. It did not go unnoticed that fresh manguard Jeremy Montgomery sparked the offense by making three treys as part of an 11-point scoring night.

The wins sent the Vikings to Miami, Fla. as a No. 13 seed to face No. 4 seed Wake Forest, a team that had been ranked as high as No. 1 in the nation earlier in the year.

Much was made in the pre-tournament press of the high scoring Deamon Deacons, but it was the Viking offense that made the difference as CSU scored 84 points, the most against a Division I team all season en route to an 84-69 victory.

CSU came out on fire as Jackson made a pair of treys and Cole knocked down another as the Vikings took a 9-0 lead just 2:01 into the game. The lead would grow to as many as 17 on several occasions in the first half.

The play of the game came early in the second half after Wake Forest had scored to cut it to nine. Jackson posted up down low, only to have his shot blocked by David Weaver with the impact of the blow sending the ball out of bounds at mid-court. On the ensuing inbounds, Jackson perfectly executed the backdoor, taking a lob from Cole and slamming it home.

WFU would come no closer than six of the rest of the way as the Vikings pulled away. Cole finished with a game-high 22 points, while Bullock added 21 and Jackson 19.

Cold shooting from the perimeter doomed the Vikings in the second round as CSU went just three-for-23 from three-point (.130) as Arizona emerged with a 71-57 win.

Despite the poor shooting, CSU was able to cut a 15-point deficit down to four (56-52) with 6:36 left but cold shooting down the stretch hurt CSU.

Cole led the way again with 17 points while Jackson added 15 points and five steals.

The loss was the final game in the CSU careers of Chris Moore, Renard Fields, Tandy, Bullock and Jackson, a quintet that led the Vikings to a 47-24 record over the previous two seasons.

NCAA		13 Cleveland State	84								
		4 Wake Forest	69								
March 22, 2009 NCAA Championship 1st Round Miami, Fla.											
Final: Cleveland State scored the first nine points and was never seriously challenged, running away with an 84-69 victory over 4th-seeded Wake Forest in an NCAA Men's Basketball Championship first round game played in Miami, Fla. It was CSU's third win of the season playing against a ranked opponent.											
Defining Moment: After Jeff Teague cut the CSU lead to nine (60-51) with 9:53 left, the Vikings goona 13-3 spur over the next 6:26 to take a 73-54 lead with 3:27 left.											
Key Stats: Wake Forest shoots .520 from the field (26-50), but the Deamon Deacons commit 18 turnovers and the Vikings hold a 25-4 edge in points off turnovers. CSU commits a season-low six turnovers. CSU shoots .477 from the field (31-65) despite having a season-high 13 shots blocked.											
Performance Leaders: Norris Cole leads the Vikings with 22 points while J'Nathan Bullock records his 21st career 20-point game, finishing with 21 points. Cedric Jackson flirts with a triple-double again, scoring 19 points with eight assists and seven rebounds. Jackson adds three steals to take over the national lead with 107.											
CLEVELAND STATE .min fg-a 3fg-a ft-a reb ast to bk st pf pts											
George Tandy.....	23	2-5	0-0	2-2	5	2	1	1	1	4	6
J'Nathan Bullock.....	38	8-16	1-4	4-5	6	1	0	0	1	0	21
Chris Moore.....	28	4-9	0-0	1-2	6	0	0	0	1	2	9
Cedric Jackson.....	38	8-14	3-4	0-1	7	8	2	0	3	2	19
Norris Cole.....	37	8-18	1-6	5-6	0	4	1	0	1	2	22
Trevon Harmon.....	18	1-1	1-1	3-4	0	0	0	0	1	2	6
Jeremy Montgomery.....	13	0-0	0-0	0-0	0	0	1	0	1	0	30
Renard Fields.....	5	0-2	0-0	1-2	0	0	1	0	0	2	1
Team.....					7						
Totals.....	200	31-65	6-15	16-22	32	15	6	1	9	17	84
WAKE FOREST .min fg-a 3fg-a ft-a reb ast to bk st pf pts											
Al-Farouq Aminu.....	31	7-11	1-3	2-2	6	1	3	2	0	3	17
James Johnson.....	36	8-13	4-5	2-3	8	1	3	4	1	4	22
Tony Woods.....	5	0-1	0-0	0-0	2	0	0	1	0	1	0
Jeff Teague.....	37	4-7	0-1	2-4	1	5	7	1	0	3	10
L.D. Williams.....	30	2-4	0-1	1-2	5	0	1	0	0	3	5
Gary Clark.....	2	0-1	0-0	0-0	0	0	0	0	0	0	0
Harvey Hale.....	8	0-2	0-0	0-0	1	0	0	0	1	1	0
Ishmael Smith.....	26	2-6	0-2	2-3	3	3	3	1	2	2	6
Chas McFarland.....	17	1-2	0-0	2-2	5	0	1	3	0	3	4
David Weaver.....	8	2-3	0-0	1-1	1	0	0	1	0	0	5
Team.....					1						
Totals.....	200	26-50	5-13	12-17	33	10	18	13	4	20	69
Halftime: Cleveland State 39, Wake Forest 30. Dead Ball Rebounds: Cleveland State 3, Wake Forest 1. Technicals: None. Officials: Les Jones, Steve Olson & Lamar Simpson. Attendance: 8,990.											

NCAA		14 Arizona	71								
		13 Cleveland State	57								
March 22, 2009 NCAA Championship 2nd Round Miami, Fla.											
Final: No. 14 seeded Arizona jumped out to a 10-point lead midway through the first half and never trailed, out-lasting CSU 71-57 in an NCAA second round game.											
Defining Moment: After CSU came back from a 15-point first half deficit to trail by only four (50-46, 9:41), the Vikings miss four straight shots over three possessions, allowing Arizona to build the lead back to eight.											
Key Stats: Arizona shoots .500 from the field (22-44) and .857 from the line (24-28) while CSU can manage just three-for-23 shooting from three-point (.130). Each team turned the ball over just 11 times with the Wildcats owning a slight 33-30 rebounding advantage.											
Performance Leaders: Norris Cole led CSU in scoring for the second straight game, going seven-for-15 from the field to finish with 17 points. Cedric Jackson added 15 points and made five steals to break the CSU single season steal mark with 112. J'Nathan Bullock added a team-high 10 rebounds and seven points to finish his career ranked fourth all-time with an even 1,800 points.											
CLEVELAND STATE .min fg-a 3fg-a ft-a reb ast to bk st pf pts											
George Tandy.....	24	1-5	0-0	0-0	2	0	2	0	0	4	2
J'Nathan Bullock.....	32	3-12	0-4	1-2	10	0	1	0	0	5	7
Chris Moore.....	24	2-5	0-0	0-0	3	0	0	0	0	3	4
Cedric Jackson.....	36	5-12	0-5	5-6	5	1	4	0	5	2	15
Norris Cole.....	33	7-15	1-7	2-2	1	2	1	1	0	3	17
Trevon Harmon.....	7	1-1	1-1	1-2	1	0	2	1	0	0	4
Jeremy Montgomery.....	27	3-8	1-5	0-0	4	0	1	0	0	0	07
Josh McCoy.....	6	0-1	0-1	1-2	0	0	0	0	1	0	1
Daitwan Eppinger.....	1	0-0	0-0	0-0	0	0	0	0	0	0	0
Renard Fields.....	9	0-0	0-0	0-0	2	0	0	0	0	1	0
Joe Latas.....	1	0-0	0-0	0-0	0	0	0	0	0	0	0
Team.....					2						
Totals.....	200	22-59	3-23	10-14	30	3	11	1	7	18	57
ARIZONA .min fg-a 3fg-a ft-a reb ast to bk st pf pts											
Nic Wise.....	36	5-7	1-2	10-10	5	8	3	0	1	4	21
Kyle Fogg.....	37	0-2	0-1	2-2	5	2	1	0	4	3	2
Chase Budinger.....	39	6-12	1-4	2-4	5	0	3	0	1	3	15
Jamelle Horne.....	38	6-11	1-3	2-3	5	0	1	2	0	3	15
Jordan Hill.....	32	5-11	0-0	6-7	9	2	2	1	1	4	16
Fendi Onobun.....	4	0-0	0-0	0-0	0	0	0	0	0	2	0
Zane Johnson.....	12	0-1	0-1	2-2	0	0	0	0	1	0	2
Brendon Lavender.....	2	0-0	0-0	0-0	1	0	1	0	0	0	0
Team.....					3						
Totals.....	200	22-44	3-11	24-28	33	12	11	3	8	19	71
Halftime: Arizona 35, Cleveland State 25. Dead Ball Rebounds: Cleveland State 3, Arizona 1. Technicals: None. Officials: Jim Burr, Buzz Jones & Doug Shows. Attendance: 10,204.											

NCAA Individual Game Records

Minutes Played

- 38 J'Nathan Bullock vs. Wake Forest, 3/20/09
- 38 Cedric Jackson vs. Wake Forest, 3/20/09
- 37 Norris Cole vs. Wake Forest, 3/20/09
- 36 Cedric Jackson vs. Arizona, 3/22/09
- 35 Ken McFadden vs. Navy, 3/21/86

Points

- 27 Clinton Ransey vs. Indiana, 3/14/86
- 23 Ken McFadden vs. St. Joseph's, 3/16/86
- 22 Norris Cole vs. Wake Forest, 3/20/09
- 21 J'Nathan Bullock vs. Wake Forest, 3/20/09
- 19 Cedric Jackson vs. Wake Forest, 3/20/09

Field Goals Made

- 10 Ken McFadden vs. St. Joseph's, 3/16/86
- 9 Clinton Ransey vs. Indiana, 3/14/86
- 8 done six times, last by J'Nathan Bullock vs. Wake Forest, 3/20/09

Field Goals Attempted

- 18 Norris Cole vs. Wake Forest, 3/20/09
- 16 J'Nathan Bullock vs. Wake Forest, 3/20/09
- 16 Clinton Smith vs. St. Joseph's, 3/16/86
- 15 done six times, last by Norris Cole vs. Arizona, 3/22/09

Field Goal Percentage (10 attempts)

- .667 Ken McFadden (10/15) vs. St. Joseph's, 3/16/86
- .600 Clinton Ransey (9/15) vs. Indiana, 3/14/86
- .571 Cedric Jackson (8/14) vs. Wake Forest, 3/20/09
- .533 Ken McFadden (8/15) vs. Navy, 3/21/86
- .533 Clinton Smith (8/15) vs. Navy, 3/21/86

Three-Point Field Goals Made

- 3 Cedric Jackson vs. Wake Forest, 3/20/09
- 1 done six times, last by Trevon Harmon & Jeremy Montgomery vs. Arizona, 3/22/09

Three-Point Field Goals Attempted

- 7 Norris Cole vs. Arizona, 3/22/09
- 6 Norris Cole vs. Wake Forest, 3/20/09
- 5 Cedric Jackson vs. Arizona, 3/22/09
- 5 Jeremy Montgomery vs. Arizona, 3/22/09

Free Throws Made

- 9 Clinton Ransey (9/13) vs. Indiana, 3/14/86
- 7 Clinton Ransey (7/10) vs. St. Joseph's, 3/16/86
- 6 Eddie Bryant (6/6) vs. St. Joseph's, 3/16/86

Three-Point Field Goal Percentage (4 attempts)

- .750 Cedric Jackson (3/4) vs. Wake Forest, 3/20/09
- .250 J'Nathan Bullock (1/4) vs. Wake Forest, 3/20/09

Rebounds

- 15 Clinton Smith vs. St. Joseph's, 3/16/86
- 11 Eric Mudd vs. Navy, 3/21/86
- 10 J'Nathan Bullock vs. Arizona, 3/22/09
- 10 Eric Mudd vs. Indiana, 3/14/86
- 8 Clinton Ransey vs. St. Joseph's, 3/16/86

Assists

- 8 Cedric Jackson vs. Wake Forest, 3/20/09
- 4 Norris Cole vs. Wake Forest, 3/20/09
- 4 Eddie Bryant vs. Indiana, 3/14/86
- 4 Shawn Hood vs. Indiana, 3/14/86
- 3 done four times, last by Eddie Bryant vs. Navy, 3/21/86

Steals

- 5 Cedric Jackson vs. Arizona, 3/22/09
- 4 Clinton Smith vs. Navy, 3/21/86
- 3 Cedric Jackson vs. Wake Forest, 3/20/09
- 3 Clinton Ransey vs. Indiana, 3/14/86
- 2 done four times, last done three times vs. St. Joseph's, 3/16/86

Blocked Shots

- 2 Bob Crawford vs. Navy, 3/21/86
- 1 done five times, last by Trevon Harmon vs. Arizona, 3/22/09

NCAA Team Game Records

Cleveland State Single Game Highs

Points:	89 vs. Wake Forest, 3-20-09
First Half Points:	45 vs. Indiana, 3-14-86
Second Half Points:	49 vs. St. Joseph's, 3-16-86
Field Goals Made:	33 vs. Indiana, 3-14-86
Field Goals Attempted:	75 vs. Navy, 3-21-86
Field Goal Percentage:	.589 vs. Indiana (33-56), 3-14-86
3-pt. Field Goals Made:	6 vs. Wake Forest, 3-20-09
3-pt. Field Goals Attempted:	23 vs. Arizona, 3-22-09
3-pt. Field Goal Percentage:	.400 vs. Wake Forest (6-15), 3-20-09
Free Throws Made:	17 vs. St. Joseph's, 3-16-86
	17 vs. Indiana, 3-14-86
Free Throws Attempted:	29 vs. St. Joseph's, 3-16-86
Free Throw Percentage:	.739 vs. Indiana (17-23), 3-14-86
Total Rebounds:	44 vs. Navy, 3-21-86
	44 vs. St. Joseph's, 3-16-86
Assists:	15 vs. Wake Forest, 3-20-09
	15 vs. Indiana, 3-14-86
Steals:	11 vs. St. Joseph's, 3-16-86
Blocked Shots:	4 vs. Navy, 3-21-86
Fouls:	22 vs. Navy, 3-21-86
	22 vs. Indiana, 3-14-86
Disqualifications:	1 vs. Arizona, 3-22-09
	1 vs. Navy, 3-21-86
Turnovers:	14 vs. Indiana, 3-14-86
Win Margin:	15 vs. Wake Forest (84-69), 3-20-09
Loss Margin:	14 vs. Arizona (71-57), 3-22-09

Opponent Single Game Highs

Points:	79 by Indiana, 3-14-86
First Half Points:	41 by Indiana, 3-14-86
Second Half Points:	43 by St. Joseph's, 3-16-86
Field Goals Made:	32 by Indiana, 3-14-86
Field Goals Attempted:	59 St. Joseph's, 3-16-86
	59 by Indiana, 3-14-86
Field Goal Percentage:	.542 by Indiana (32-59), 3-14-86
3-Point FG Made:	5 by Wake Forest, 3-20-09
3-Point FG Attempted:	13 by Wake Forest, 3-20-09
3-Point FG Percentage:	.385 by Wake Forest (5-13), 3-20-09
Free Throws Made:	24 by Arizona, 3-22-09
Free Throws Attempted:	28 by Arizona, 3-22-09
Free Throw Percentage:	.857 by Arizona (24-28), 3-22-09
Total Rebounds:	36 by Navy, 3-21-86
Assists:	21 by Navy, 3-21-86
Steals:	8 by Arizona, 3-22-09
Blocked Shots:	13 by Wake Forest, 3-20-09
Fouls:	22 by St. Joseph's, 3-16-86
	18 by Wake Forest, 3-20-86
	18 by St. Joseph's, 3-16-86

1987 NIT

Thefatesconspiredagainstarepeattripto theNCAATournamentfortheVikingsin1986-87. Despita24-7regularseasonmarkandathree-pointlossatregularseasonchampionSouthwest MissouriStateinthechampionshipgameoftheAMCUtournament,CSUwasrelegatedtotheNational Invitational Tournament.

InjurieshurttheVikingsallyear.EricMudd, CSU'sbestinteriorplayer,misssedallbutfive gameswithawristinjury,andstartingguard ShawnHoodsatoutthefinalninetestswith a torn achilles tendon.

TheVikingsplayedtheirbestgameofthe seasonina92-73winatTennessee-Chattanooga intheopeninground.KenMcFaddenscored21 points and Clinton Ransey added 14.

ClevelandStatewasrewardedfortsstrong playwithasecondroundgameagainstIllinois State at Cleveland Public Hall and the city responded.

Acapacitycrowdof7,443packedthearena butitwasnotenoughasCSUshotjust.368(25-68)fromthefieldandtheRedbirdsblisteredthe netsfor.620shooting(31-50)ina79-77ISU victory.

NIT		Cleveland State 92 UT Chattanooga 73	
March 12, 1987		NIT First Round	Chattanooga, Tenn.
Final:ClevelandStateandKenMcFaddencombinetoscore41points astheVikingsadvancetothesecondroundoftheNITwitha92-73win at UT Chattanooga.			
DefiningMoment:Thetwovikings,souredbytheunexpectedfirstround road game, score the first six points of the game and never trail.			
KeyStats:CSUshoots.574fromthefield(39-68),including.600inthe secondhalf(18-30)whileUTCcanmanagejust.476shooting(28-63). CSU is 15-21 from the line (.714) while UTC is 14-22 (.636).			
PerformanceLeaders:TheVikingfirstunitperformsexceptionally withMcFaddenscoring21points,Ranseyadding20pointsandeight reboundsandEddieBryant14points.EricMuddtalliesixpointswith a game-high 10 rebounds.			
CLEVELAND STATEminfg-a 3fg-a ft-a reb ast to bk st pf pts Kenny Robertson.....19 2-3 0-0 0-0 2 0 3 0 1 2 4 Clinton Ransey.....31 7-12 0-0 6-8 8 0 3 0 3 3 20 Warren Bradley.....26 3-6 0-0 0-0 10 1 1 0 0 4 6 Eddie Bryant.....32 5-8 1-2 3-4 1 3 1 0 4 3 14 Ken McFadden.....34 9-15 0-0 3-4 2 2 0 0 3 0 21 Anthony Gay.....1 0-2 0-0 0-0 0 0 0 0 0 0 0 Hersey Strong.....14 4-10 0-0 0-2 2 1 0 0 1 4 8 Greg Lockhart.....1 0-0 0-0 0-0 0 0 0 0 0 1 0 Pat Vuyanchi.....21 5-7 0-0 1-1 7 0 1 1 0 3 11 Ray Salters.....20 3-5 0-0 2-2 1 2 0 1 2 2 8 Darwyn Ingram.....1 0-0 0-0 0-0 0 0 0 0 0 0 0 Team.....3 Totals.....200 38-68 1-2 15-2136 8 11 1 13 22 92			
UT CHATTANOOGAminfg-a 3fg-a ft-a reb ast to bk st pf pts James Hunter.....31 6-15 0-1 3-4 5 0 1 0 1 4 15 John McClood.....23 2-5 0-0 2-2 3 0 1 0 0 1 6 Lance Fulse.....32 4-7 0-0 2-6 7 0 2 2 0 3 10 Morris Lyons.....35 5-12 1-1 3-5 2 5 5 1 0 3 14 Maurice Head.....35 5-14 2-3 3-4 3 4 2 0 1 2 15 Kevin Rutland.....3 1-2 0-1 0-0 2 0 1 0 0 0 2 Vincent Ingram.....9 0-2 0-3 0-0 0 0 2 0 0 1 0 Shendi Moon.....6 0-0 0-0 0-0 0 1 1 0 0 2 0 Cornelius Crank.....24 5-6 0-0 1-1 8 0 2 3 1 3 11 Ron Spunar.....2 0-0 0-0 0-0 0 0 0 0 0 0 0 Team.....5 Totals.....200 39-63 3-9 14-2235 10 17 6 3 19 73			
Halftime:ClevelandState50,UT-Chattanooga46.DeatBallRebounds:ClevelandState4,UT-Chattanooga5.Technical: none.Officials:BobBell, Phil Greer & Carroll Kite. Attendance: 6,199.			

NIT		Illinois State 79 Cleveland State 77	
March 16, 1987		NIT Second Round	Public Hall
Final:IllinoisStateshootsanimpressive62-percentfromthefieldto offset26turnoverstoedgeClevelandState,79-77,infrontofathenschool CSU record crowd of 7,443 at Public Hall.			
DefiningMoment:Aftertrailingbyasmanyas13pointsinthesecond half,CSU ralliesto tie the gameat62-62with9:51leftbutISU counters by running off nine straight points to rebuild its lead.			
KeyStats:IllinoisState makes31ofits50fieldgoalattempts(.620), including.654inthe firsthalf(17-26).CSUis25-for-27fromtheline (.926) while ISU manages just.552 shooting (16-29).			
PerformanceLeaders:KenMcFaddenscores20points,includinga nine-for-nineeffortfromtheline.EddieBryantadded17pointsand ClintonRansey12fortheVikings.DerrickSandersleadstheISUwith27 points and 10 rebounds.			
CLEVELAND STATEminfg-a 3fg-a ft-a reb ast to bk st pf pts Kenny Robertson.....13 0-2 0-0 0-0 1 0 2 0 2 2 0 Clinton Ransey.....25 5-19 0-3 2-2 5 3 1 0 2 4 12 Warren Bradley.....32 3-5 0-0 1-1 9 0 3 0 1 5 7 Ken McFadden.....38 5-21 1-2 9-9 2 1 2 0 1 3 20 Eddie Bryant.....36 5-8 1-1 6-6 3 4 3 0 3 4 17 Hersey Strong.....15 3-4 0-0 4-5 3 0 1 0 0 4 10 Pat Vuyanchi.....23 2-4 0-0 2-2 1 1 3 0 4 3 6 Ray Salters.....18 2-5 0-0 1-2 1 1 1 0 1 2 5 Team.....2 Totals.....200 25-68 2-6 25-2736 10 16 0 14 27 77			
ILLINOIS STATE min fg-a 3fg-a ft-a reb ast to bk st pf pts Cliff Peterson.....27 4-10 0-0 3-5 10 1 5 1 0 3 11 Derrick Sanders.....37 11-13 0-0 5-11 10 0 2 1 0 4 27 Tony Holfield.....36 8-12 0-0 2-4 6 1 3 1 1 4 18 Jeff Harris.....17 1-4 0-1 0-0 0 0 2 0 0 0 2 Rickey Jackson.....10 1-1 0-0 0-0 0 0 2 0 0 4 2 Sean Morris.....1 0-0 0-0 0-0 0 1 0 0 0 0 0 Sam Skarich.....24 2-3 1-1 0-0 1 2 2 0 2 2 5 Randy Blair.....12 0-0 0-0 2-2 1 0 0 0 1 0 2 Todd Starks.....22 0-2 0-0 2-2 5 7 7 0 2 4 2 Matt Taphorn.....7 3-3 0-0 0-1 1 1 2 1 0 3 6 Sonny Roberts.....1 0-0 0-0 1-2 2 0 1 0 0 0 1 Jarrod Coleman.....6 1-2 0-0 1-2 0 1 0 0 1 1 3 Team.....2 Totals.....200 31-50 1-2 16-2938 15 26 4 7 25 79			
Halftime:IllinoisState42,ClevelandState41.DeatBallRebounds:Cleveland State0,IllinoisState3.Technical: none.Officials:FrankScagliotta,John Hannon & Joseph Mingle. Attendance: 7,443.			

1988 NIT

WithmostoftheoriginalmembersoftheRun 'NStungangdeparted,theVikingsposteda21-7 record in the 1987-88 regular season, good enough to earn CSU its second straight NIT trip.

TheNITselectioncommitteelikedwhatit saw theyearbeforeandsetuparematchwithIllinois StateinthefirstroundwiththeVikingspulling outan89-83winin overtime. It was the third straight game decided in extra time for CSU.

Cleveland State built a 42-33 lead at the intermissionbutIllinoisStateralliedandtook a late lead. KenMcFadden, who had struggled offensively,hitascoopshotinthe lanetoforce overtime.McFaddenfinishedwith17points,Eric Mudd added 16 and Herb Dixon 15.

Reports circulating before the game indicated that if CSU defeated Illinois State, it would host a second round home game, most likely against Ohio State. When the pairings were announced, the site had changed and CSU was sent to Columbus to face the Buckeyes.

McFaddenwasbrilliantinthegame,scoring 32pointsonan assortment of shots and moves but OSU prevailed, 86-80.

Thekeytothegameprovedtobeshooting, both from the field and the line. Both teams scored28fieldgoalswiththeBuckeyesmaking themonjust48shotswhiletheVikingsattempted 66shots.The numbers were also even at the linewhereCSUwas17of23whileOhioState attempted 42 shots, making 29.

NIT		OT Cleveland State 89 Illinois State 83	
March 18, 1988		NIT First Round	Public Hall
Final:ClevelandStateneeds overtimebutemergeswithan89-83win overIllinoisStateavengingtheseason-endingNITlossoftheyearbefore.			
DefiningMoment:Afterhavingseventiesand19lead changes in regulation,CSUforsovertimeonand handscopshotbyKen McFaddenwithfivesecondleftandthenvertraillsintheextrasection.			
KeyStats:ISUtakes advantage of the experimental three-point shot, going eight-for-18(.444)butCSUdominatesattheline,going27-for-36 (.750) while the Redbirds are 13-for-18 (.722).			
PerformanceLeaders:KenMcFaddenleadsfourVikingsindoublefigures with17pointswhileEricMuddadds16pointsandeightrebounds.Herb Dixon(15points,fiveassists)andHerseyStrong(10points)provide sparkoffthebench.MattTaphornleadsfiveRedbirdsindoublefigures with19points,includingfourthree-pointers.			
CLEVELAND STATEminfg-a 3fg-a ft-a reb ast to bk st pf pts William Stanley.....24 1-1 0-0 4-4 8 1 3 0 3 0 6 Warren Bradley.....38 2-5 0-0 1-2 9 0 3 2 1 3 5 Eric Mudd.....32 6-10 0-0 4-4 8 1 2 0 0 4 16 Kenny Robertson.....17 3-6 0-1 1-1 3 0 3 0 3 3 7 Ken McFadden.....35 4-17 1-1 8-12 2 5 2 1 3 1 17 Frenchy Tomlin.....13 1-4 1-4 0-0 0 2 1 1 0 1 0 3 Hersey Strong.....19 4-5 0-0 2-2 1 1 0 0 1 2 10 Desmond Porter.....2 0-1 0-0 0-0 0 0 0 0 0 0 0 Steve Malloy.....4 1-1 0-0 0-0 0 0 0 0 0 0 2 Herb Dixon.....26 5-7 0-0 5-9 5 5 1 0 0 2 15 Ray Foster.....15 3-3 0-0 2-2 5 0 5 1 1 4 8 Team.....5 Totals.....200 30-70 2-6 27-3646 15 20 4 13 19 89			
ILLINOIS STATE min fg-a 3fg-a ft-a reb ast to bk st pf pts Tony Holfield.....37 7-10 0-0 1-3 6 0 3 1 2 3 15 Cliff Peterson.....27 5-11 0-1 1-2 9 2 3 0 0 4 11 Jarrod Coleman.....28 3-10 0-0 2-2 5 0 1 1 1 3 8 Matt Taphorn.....37 6-16 4-9 2-2 5 8 5 1 3 5 18 Rickey Jackson.....25 4-5 3-3 0-0 2 4 2 0 3 5 11 Jeff Harris.....37 3-14 1-5 5-7 7 1 3 0 1 4 12 Randy Blair.....20 2-2 0-0 0-0 2 2 3 0 0 4 4 Derek Stokes.....1 0-0 0-0 0-0 0 0 0 0 0 0 0 Sonny Roberts.....3 0-0 0-0 2-2 1 0 1 0 1 0 2 Jon Pemberton.....10 1-2 0-0 0-0 3 1 2 0 1 1 2 Team.....2 Totals.....200 31-70 8-18 13-1842 18 23 3 11 30 83			
Halftime:ClevelandState42,IllinoisState33.DeatBallRebounds:Cleveland State2,IllinoisState3.Technical:SUcoachDonewald.Officials:LarryRose, Edwin Edsall & Rick Hartzell. Attendance: 5,424.			

NIT		Ohio State 86 Cleveland State 80	
March 22, 1988		NIT Second Round	Columbus, Ohio
Final:ColdsecondhalfshootingdoomstheVikingsasOhioStaterallies from10pointsovermidwaythroughthehalftoclaiman86-80winin St. John's Arena.			
DefiningMoment:AftertheVikingsranoff12straightpointstooopenup a60-50leadwith13:48left,theBuckeyesscore16ofthenext18points over a 5:18 period to take the lead for good.			
KeyStats:OhioState shoots.583fromthefield(28-48)andCSUhas 18moreshotsbutcanonlyshoot.424(28-66).TheBuckeyesoutscore CSU,29-17fromthefoulline,going29-for-42(.690)whileCSUisjust 17-for-23 (.739).			
PerformanceLeaders:KenMcFaddenscoredagame-high32points andWilliamStanleyadded19pointsbutitwasnotenoughtooffsetthe OSUtrioofJayBurson(22points),JerryFrancis(21)andCurtisWilson (13 points, 10 assists).			
CLEVELAND STATEminfg-a 3fg-a ft-a reb ast to bk st pf pts Warren Bradley.....29 2-3 0-0 1-1 6 0 4 0 0 5 5 William Stanley.....32 6-17 4-12 3-4 4 0 2 0 2 4 19 Eric Mudd.....29 4-9 0-0 0-1 11 0 1 0 0 3 8 Ken McFadden.....39 11-20 2-3 8-9 3 5 1 0 2 4 32 Kenny Robertson.....14 1-6 0-3 2-2 1 2 1 0 1 5 4 Frenchy Tomlin.....3 0-2 0-1 0-0 0 0 0 0 0 0 0 Hersey Strong.....8 0-0 0-0 0-0 0 0 2 0 1 4 0 Steve Malloy.....6 1-1 0-0 0-0 1 0 0 0 0 3 2 Herb Dixon.....24 2-6 1-1 3-4 1 3 3 0 1 3 8 Ray Foster.....16 1-2 0-0 0-2 3 0 5 0 0 3 2 Team.....3 Totals.....200 28-66 7-20 17-2333 10 19 0 7 34 80			
OHIO STATE min fg-a 3fg-a ft-a reb ast to bk st pf pts Tony White.....29 2-3 0-0 0-1 2 0 2 0 0 3 4 Jerry Francis.....38 6-10 1-1 8-11 6 6 3 0 1 2 21 Perry Carter.....30 5-9 0-0 4-6 14 4 1 1 0 3 14 Curtis Wilson.....36 2-6 0-2 9-12 3 10 5 0 1 2 13 Jay Burson.....33 9-15 0-0 4-7 1 1 2 0 1 4 22 James Bradley.....9 0-2 0-0 2-2 1 0 0 0 0 1 2 Randy Doss.....2 0-0 0-0 0-0 0 0 0 0 0 0 0 Scott Anderson.....2 0-0 0-0 0-0 0 0 0 0 0 0 0 John Anderson.....9 0-0 0-0 0-1 2 0 1 0 0 1 0 Grady Mateen.....12 4-5 0-0 2-2 1 0 2 0 1 4 10 Team.....2 Totals.....200 28-48 1-3 29-4232 11 16 1 4 20 86			
Halftime:ClevelandState42,OhioState38.DeatBallRebounds:Cleveland State5,OhioState7.Technical:OSUcoachGaryWilliams.Officials:Bobby Olah, Daniel Hooker & Harrell Allen. Attendance: 13,320			

2008 NIT

After being picked to finish in ninth place in the Horizon League, the Vikings proved to be one of the most improved teams in the nation, finishing in second place in the league during both the regular season and tournament to secure the program its first post-season invitation in 20 years.

A heart-breaking loss at Butler in the championship game of the Horizon League Tournament cost CSU an NCAA bid, but the 21 wins that the Vikings compiled during the year was more than enough to earn an invitation to play in the NIT for the fourth time in program history.

When the bracket was announced, the selection committee had the Vikings staying close to home, traveling to Dayton to take on the Dayton Flyers, a member of the Atlantic 10 Conference that had started the season ranked in the top 25 polls, only to fall out after injuries took several starters out of the lineup.

Dayton jumped out to a quick 6-0 lead less than three minutes in on back-to-back three-pointers to force a quick 30-second timeout by CSU. The Vikings came back to take their first lead of the game (18-15) with 10:52 remaining on a three-point play from Joe Davis.

The Vikings had the lead for nearly six minutes in the first half, but surrendered a 15-4 run to the Flyers to trail at the half, 38-30.

Dayton scored the first seven points of the half to open up a 45-30 less than two minutes into the half.

However, D'Aundray Brown and Cedric Jackson each hit a pair of free throws and Brown added a fast break layup for a mini 6-0 run that sliced the CSU deficit back to single digits (45-36) with 15 minutes to play.

But that would be as close as CSU would get until late in the game as the Flyers responded with six straight points of their own to regain a 15 point lead.

Cleveland State was able to cut the lead to six points (61-55) with 3:47 to play on a Bullock jumper, but the Vikings would go on to miss four consecutive shots and a pair of free throws, and did not score again until a layup by Norris Cole with 17 seconds left.

Despite the loss, the season proved memorable for CSU, which had become one of at least 16 teams in NCAA history to go from losing 20 games in one season to winning 20 the next.

NIT		Dayton	66								
		Cleveland State	57								
March 19, 2008	MasterCard NIT	Dayton, Ohio									
Final: Brian Roberts scored a game-high 21 points and Dayton shot 55-percent from the field as the Flyers ended CSU's first post-season appearance in two decades, 66-57, in a first round NIT game played in the UD Arena.											
Defining Moment: Dayton used a 13-2 run during a four-minute span centered around half time to turn a four-point lead into a 15-point advantage (45-30, 18:17). CSU would come closer than six there to the way.											
Key Stats: Dayton had a decisive shooting advantage, making 23 of its 42 attempts (.548), including a 65-percent effort in the first half (13-20). CSU managed just .385 from the field (20-52). The Vikings were out-rebounded, 33-26.											
Performance Leaders: Cedric Jackson led three Vikings in double figures with 11 points and five assists with D'Aundray Brown and Joe Davis adding 10 points each. Brian Roberts scored 15 of his 21 points in the first half to help the Flyers to a 38-30 lead at the intermission.											
CLEVELAND STATE	min	fg-a	3fg-a	ft-a	reb	ast	to	bk	st	pf	pts
D'Aundray Brown	34	4-4	0-0	2-2	3	4	0	0	2	10	10
J'Nathan Bullock	34	3-9	0-3	2-4	7	1	2	0	0	2	8
George Tandy	14	1-4	0-0	2-2	6	1	3	0	0	2	4
Cedric Jackson	34	3-10	1-4	4-7	2	5	0	1	2	3	11
Breyohn Watson	19	1-1	1-1	0-0	0	1	0	0	1	0	3
Joe Davis	14	3-9	2-6	2-3	2	0	1	0	1	1	10
Kevin Francis	16	0-3	0-2	0-0	1	1	1	0	0	1	0
Renard Fields	3	2-2	0-0	0-0	0	0	0	0	0	2	4
Norris Cole	21	3-8	1-4	0-0	1	2	0	0	2	2	7
Chris Moore	15	0-2	0-0	0-0	5	0	0	0	0	5	0
Team											0
Totals	200	20-52	5-20	12-18	26	14	9	1	4	20	57
DAYTON	min	fg-a	3fg-a	ft-a	reb	ast	to	bk	st	pf	pts
Jimmy Binnie	23	2-9	1-7	0-0	3	3	1	0	0	4	5
Kurt Huelsman	28	4-5	0-0	4-7	7	3	1	1	1	1	12
Brian Roberts	35	7-10	3-6	4-5	4	2	2	0	0	0	21
Andres Sandoval	28	4-6	1-2	2-2	3	3	1	0	2	4	11
Marcus Johnson	30	3-5	1-2	4-7	6	0	1	1	0	3	11
Mickey Perry	9	1-2	0-0	0-0	2	1	1	0	0	2	2
London Warren	19	0-3	0-1	0-0	4	1	2	0	1	2	0
Charles Little	23	2-2	0-0	0-3	2	3	0	0	0	4	4
Devin Searcy	5	0-0	0-0	0-0	0	0	0	0	0	1	0
Team											2
Totals	200	23-42	6-19	14-24	33	15	13	2	4	17	66
Halftime: Dayton 38, Cleveland State 30. Dead Ball Rebounds: Cleveland State 3, Dayton 5. Technicals: None. Officials: Jim Haney, Tim Clougherty & Andrew Marotta. Attendance: 7,012.											

2011 NIT

After winning the Horizon League regular season crown and finishing 26-8, the Vikings earned a spot in the NIT for the first time since 2008. The committee liked what they saw out of CSU and awarded them with a No. 2 seed and a first round home game against No. 7 Vermont.

Led by 27 points from Norris Cole, including the go-ahead basket with 1:23 left and four free throws in the final 26.5 seconds, the Vikings defeated the Catamounts, 63-60. The game came down to the final shot as a three-point attempt by Matt Glass at the buzzer bounced on the rim four times before falling off.

The win gave the Vikings a second round game at home against No. 6 College of Charleston, who upset No. 3 Dayton in the first round.

The game featured two of the top scoring guards in the country in Cole (21.8) and Charleston's Andrew Goudelock (23.8), who came into the game ranked 11th and fourth in the nation in scoring, respectively.

However, the game came down to defense as CSU was held scoreless for an eight minute stretch in the second half in a 64-56 setback.

CSU struggled from the field, hitting just 23-of-69 (.333) overall, but only 1-of-25 (.040) from three-point. Charleston shot 45.6 (21-46) and 7-of-19 (.368) from three-point.

Cole led the Vikings with 18 points and showcased his defensive skills one final time, holding Goudelock to 3-of-12 shooting from the field and

NIT		Cleveland State	63								
		Vermont	60								
March 15, 2011 National Invitation Tournament	Cleveland, Ohio										
Final: Norris Cole scored a game-high 27 points, including 16 in the second half, as Cleveland State survived a nail-biter, grabbing a 63-60 decision over the Catamounts in the opening round of the NIT.											
Defining Moment: After Cole made a pair of free throws with four seconds left to put CSU ahead 63-60, a buzzer-beating three-point attempt by Vermont's Matt Glass bounced off the rim four times and the glass once before rolling off to end the game. The contest featured 15 ties and nine lead changes.											
Key Stats: CSU made up for being out-rebounded by 16 (45-29) but by forcing 16 Vermont turnovers, holding the Catamounts to 34.4 shooting in the second half (11-32) and to just 15.4 from three-point for the game (2-13).											
Performance Leaders: Cole scored 27 points to move past Clinton Ransay and into third place on the CSU careers scoring chart (1,960 points). Aaron Pogue battled to score 1 point with eight rebounds.											
VERMONT	min	fg-a	3fg-a	ft-a	reb	ast	to	bk	st	pf	pts
Luke Apfel	23	3-5	0-1	6-6	9	0	1	0	1	2	12
Brian Voekel	33	1-2	0-0	1-3	8	2	3	0	2	1	3
Ben Crenca	11	1-3	0-0	0-1	2	0	1	0	0	2	2
Sandro Carissimo	20	2-5	0-0	0-0	1	3	0	2	3	4	4
Brendan Bald	30	5-15	1-4	0-0	1	4	1	2	1	3	11
Joey Accaoui	29	2-7	1-3	0-0	4	0	4	0	0	0	5
Josh Elbaum	2	0-0	0-0	0-0	0	0	0	0	0	0	0
Simeon Marsalis	3	0-0	0-0	0-0	0	0	1	0	0	1	0
Pat Bergmann	16	8-10	0-0	0-0	8	1	0	0	0	4	16
Clancy Rugg	1	0-0	0-0	0-0	1	0	0	0	0	0	0
Matt Glass	25	2-10	0-5	2-2	5	1	1	0	1	3	6
Garret Kissel	7	0-1	0-0	1-4	3	1	1	0	0	1	1
Team											3
Totals	200	24-58	2-13	10-16	45	10	16	2	7	20	60
CLEVELAND STATE	min	fg-a	3fg-a	ft-a	reb	ast	to	bk	st	pf	pts
Tim Kamczyk	29	2-4	1-2	0-0	1	5	4	1	3	2	5
Aaron Pogue	31	3-6	0-0	5-15	8	1	0	2	0	3	11
Trevon Harmon	38	1-7	1-4	3-4	3	1	0	0	2	1	6
Jeremy Montgomery	31	2-11	1-6	2-2	1	2	1	0	0	2	7
Norris Cole	37	9-17	3-6	6-6	4	5	2	0	2	3	27
Charlie Woods	5	0-0	0-0	0-0	0	1	0	1	0	2	0
Josh McCoy	12	2-4	1-2	0-0	4	1	1	0	0	1	5
Luda Ndaye	8	0-0	0-0	0-0	5	0	0	0	0	0	0
Joe Latas	9	1-3	0-0	0-0	0	0	1	0	0	2	2
Team											3
Totals	200	20-52	7-20	16-27	29	16	10	3	9	15	63
Halftime: Vermont 27, Cleveland State 25. Dead Ball Rebounds: Cleveland State 6, Vermont 3. Technicals: None. Officials: Jim Haney, Earl Walton, Gene Steratore Attendance: 1,472.											

NIT		Coll. of Charleston	64								
		Cleveland State	56								
March 19, 2011 National Invitation Tournament	Cleveland, Ohio										
Final: Four Charleston starters scored in double figures and Cleveland State has one of its worst shooting performances in school history as the Vikings dropped a 64-56 decision to the Cougars in a second round game of the National Invitation Tournament.											
Defining Moment: With the Vikings ahead 46-45 with 10:14 left, Norris Cole sprains his right ankle but stays in the game. CoC responds with an 11-0 run over the next four minutes to lead 56-46 with 5:45 left. The hole would prove to be a target to climb but as CSU could close to no less than four points down the stretch.											
Key Stats: The Vikings shot just .040 from beyond the arc (1-25), making their only try just 97 seconds into the game and then missing their final 22 attempts. CSU was just 23-for-69 from the field (.333) but did shoot .818 from the line (9-11). CoC shot .571 in the first half (16-28) and used 14-for-15 shooting (.933) from the line in the second half to help overcome 27.8 shooting (5-18). CSU forced 15 turnovers and made just six.											
Performance Leaders: Cole led the Vikings with 18 points and seven assists but just four of his points came after the ankle sprain. Aaron Pogue registered his third double-double of the season, finishing with 13 points and 14 rebounds.											
COLL. OF CHARLESTON	min	fg-a	3fg-a	ft-a	reb	ast	to	bk	st	pf	pts
Antwaine Wiggins	29	4-9	1-2	2-2	7	1	4	2	0	0	11
Trent Wiedeman	34	5-8	1-1	2-2	9	4	0	1	1	4	13
Willis Hall	28	3-7	2-4	0-0	6	2	3	0	0	2	8
Donavan Monroe	37	5-8	2-4	4-4	3	3	2	0	0	2	16
Andrew Goudelock	39	12	0-6	7-8	4	2	4	0	1	1	13
Andrew Lawrence	27	1-2	1-2	0-0	2	3	2	0	2	2	3
James Carlton	6	0-0	0-0	0-0	2	0	0	0	0	0	0
Team											2
Totals	200	21-46	7-19	15-16	35	15	15	3	4	11	64
CLEVELAND STATE	min	fg-a	3fg-a	ft-a	reb	ast	to	bk	st	pf	pts
Tim Kamczyk	35	3-5	1-3	0-0	6	0	1	0	2	3	7
Aaron Pogue	36	6-13	0-0	1-1	14	1	1	0	2	2	13
Trevon Harmon	36	3-12	0-6	2-2	5	0	1	0	1	2	8
Jeremy Montgomery	20	1-9	0-0	0-0	0	0	1	0	0	0	4
Norris Cole	39	6-22	0-8	6-8	2	7	2	0	2	4	18
Charlie Woods	13	2-3	0-0	0-0	4	0	0	0	0	1	4
Josh McCoy	12	0-2	0-0	0-0	1	0	0	0	0	0	0
Luda Ndaye	5	0-1	0-0	0-0	0	0	0	0	0	1	0
Joe Latas	4	2-2	0-0	0-0	2	0	1	0	1	0	4
Team											3
Totals	200	23-69	1-25	9-11	37	9	6	1	7	18	56
Halftime: College of Charleston 38, Cleveland State 32. Dead Ball Rebounds: College of Charleston 0, Cleveland State 2. Technicals: None. Officials: Tom O'Neill, John Gaffney & Jeff Anderson. Attendance: 2,077.											

2012 NIT

Cleveland State entered the 2011-12 season with wide variety of expectations from pre-season prognosticators.

After all, the Vikings lost All-American Norris Cole, who was a first round pick in the NBA Draft and would go on to help the Miami Heat win the NBA Championship.

However, CSU had four seniors and four starters back from a team that reached the second round of the NIT the year before, giving the Vikings a nice mix of experienced players with talented newcomers.

The Vikings opened the season by winning 10 of their first 11 games, en route to a second place finish in the Horizon League at 12-6. After falling in the semifinals of the league tournament, the Vikings had an anxious wait for just over a week to see if they would be invited to a post-season tournament.

The long wait was met with smiles and applause as the Vikings were selected to compete in the NIT with sixth-seeded CSU heading to third-seeded Stanford.

With the game set for Tuesday night, it gave the Vikings less than 48 hours to prepare for the

Cardinal and get across the country.

The Vikings showed some early signs of jet lag and combined with the late tip time (11:00 p.m. EST), fell behind 17-7 six minutes in. However, an 11-1 run over the next four minutes allowed CSU to tie the contest at 18-18.

CSU took its first lead of the night, 25-24, on a three-pointer by Ike Nwamu and took its largest lead of the half when Aaron Poguelay up put the Vikings up, 30-28, with 32 seconds left.

But Chasson Randle hit a three-pointer with seven seconds left in the half to give Stanford a 31-30 lead at the half.

AKamczyk three-pointer opened the scoring in the second half, but that would be the last lead of the night for the Vikings as Stanford responded with nine straight points to take a 40-33 lead three minutes into the half.

The Vikings did answer back and pulled within three points (42-39), but a 12-3 Cardinal run extended its lead to 16 points (58-42) midway through the second half.

Jeremy Montgomery led the Vikings with 15 points, while Tim Kamczyc had 13.

Stanford would go on to win the NIT title with wins over Illinois State, Nevada, UMass and Minnesota.

NIT		Stanford	76								
		Cleveland State	65								
March 13, 2012 National Invitational Tournament Palo Alto, Calif.											
Final: Appearing in the post-season for the fourth time in the last five years, Cleveland State falls in the first round of the NIT, 76-65 at Stanford. The Cardinal would go on to win the NIT.											
Defining Moment: After heading into the locker room down just one point (31-30), the Vikings are outscored, 27-12, over the first 10 minutes of the second half as Stanford opens up a 16 point lead.											
Key Stats: CSU out-rebounds Stanford, 44-32. However, the Vikings commit 21 turnovers that the Cardinal convert into 29 points. Stanford shoots 62-percent from the field in the second half.											
Performance Leaders: Tim Kamczyc scores 13 points with seven rebounds. Jeremy Montgomery 15 points. Anton Grady six points and 11 rebounds and Charlie Lee eight points and six assists.											
CLEVELAND STATE: min fg-a 3fg-a ft-a reb ast to bk st pf pts											
Tim Kamczyc	35	6-12	1-2	0-2	7	1	1	0	1	1	13
Aaron Pogue	17	1-4	0-0	0-0	6	1	0	0	5	2	4
Trey Harmon	19	0-7	0-4	2-2	2	3	1	0	0	1	2
Jeremy Montgomery	28	5-14	3-10	3-3	1	1	5	0	1	5	1
D'Aundray Brown	19	1-5	0-1	2-2	2	0	5	0	2	5	4
Devon Long	1	0-1	0-0	0-0	0	0	0	0	0	0	0
Anton Grady	22	3-10	0-0	0-3	11	1	2	0	1	4	6
Marlin Mason	12	3-3	2-2	0-0	4	0	4	0	0	3	8
Luda Ndaye	10	2-2	0-0	0-0	2	0	0	0	0	0	4
Charlie Lee	28	3-7	1-2	1-1	3	6	3	0	1	3	8
Ike Nwamu	9	1-2	1-2	0-0	2	1	0	0	0	3	3
Team					4						
Totals	200	25-67	8-23	7-13	44	14	21	0	6	28	65
STANFORD: min fg-a 3fg-a ft-a reb ast to bk st pf pts											
Josh Owens	30	6-9	0-0	3-4	4	0	1	2	3	3	15
Andrew Zimmerman	14	2-5	0-0	0-0	1	0	2	2	1	2	4
Anthony Brown	29	5-9	2-3	3-5	12	3	0	0	1	2	15
Chasson Randle	27	3-6	1-3	2-2	2	2	0	0	0	2	9
Jarrett Mann	27	1-3	0-0	4-8	3	4	1	0	2	0	6
Aaron Bright	23	4-7	1-3	8-10	1	3	5	0	2	1	17
Andy Brown	4	0-0	0-0	1-4	2	0	1	1	0	0	1
Josh Huestis	14	0-1	0-0	2-4	1	0	1	0	0	3	2
Dwight Powell	17	2-3	0-0	1-2	5	0	1	0	3	1	5
John Gage	4	0-3	0-2	0-0	0	0	0	0	0	1	0
Jack Trotter	11	1-3	0-2	0-0	0	0	0	0	0	1	2
Team					1						
Totals	200	24-49	4-13	24-39	32	12	12	5	12	16	76
Halftime: Stanford 31, Cleveland State 30. Dead Ball Rebounds: Cleveland State 7, Stanford 5. Technicals: None. Officials: Kevin Brill, K.C. Ely, Larry Spaulding. Attendance: 651.											

2014 CIT

A youthful Vikings squad entered the season with high expectations and CSU would go on to advance to the post-season for the fifth time in seven seasons.

CSU opened the season with a thrilling come-from-behind win over Lonain in the season opener, rallying from a 15 point halftime deficit. The Vikings would finish the non-conference season with a 7-6 mark.

After dropping the Horizon League opener at Green Bay, the Vikings would go on to win 12 of the next 15 league contests, finishing in second place in the league standings with a 12-4 mark.

Seeded No. 2 in the league tournament, CSU dropped a 68-63 semifinal contest to Wright State and had to wait 10 days to find out their post-season fate.

Ultimately, the Vikings were selected to play in the Collegiate Insider.com Tournament, the first time CSU played in the tournament in school history.

The Vikings were sent on the road to face Mid-American Conference foe Ohio in a first round game, pitting the two teams against each other for the first time since the 1999-2000 season.

The game was close throughout with neither team leading by more than six points all night and the game featuring 13 ties and 12 lead changes.

OU took a four point lead (60-56) with 3:29 left, but two free throws by Trey Lewis and a Jon Harris layup tied the contest at 60-60 with 1:23 left.

Nick Kellogg answered with a jumper from the corner with the shot clock winding down to give the Bobcats a 62-60 lead with 46 seconds to play, but Bryn Forbes hit a pair of free throws with 32 seconds left to tie the game for the 13th and final time.

ACSU fouls sent Antonio Campbell to the free throw line with 4.7 seconds left and Harris' three-pointer at the buzzer was off the mark, ending CSU's season with a 21-12 overall record.

Forbes scored 20 points and grabbed a career-high nine rebounds, while hitting four three-pointers. Anton Grady scored 10 points, while Charlie Lee finished with 11 points and six assists. Marlin Mason added eight points and nine rebounds.

Campbell led the Bobcats with 21 points, going 9-of-10 at the free throw line.

CIT		Ohio	64								
		Cleveland State	62								
March 19, 2014 Collegiate Insider.com Tournament Athens, Ohio											
Final: Playing in the Collegiate Insider.com Tournament for the first time in school history, Cleveland State drops a first round game at Ohio, 64-62.											
Defining Moment: Antonio Campbell hits two free throws with four seconds left to break a 62-62 tie and a desperation three-pointer by Jon Harris at the buzzer falls short.											
Key Stats: Ohio receives 29 points from its bench and has 18 assists on 20 baskets. CSU makes nine of its 10 free throws and scores 30 points in the paint.											
Performance Leaders: Bryn Forbes scores 20 points with a career-high nine rebounds and Charlie Lee adds 11. Campbell leads the Bobcats with 21 points.											
CSU: min fg-a 3fg-a ft-a reb ast to bk st pf pts											
Anton Grady	17	5-8	0-0	0-0	3	0	2	0	1	5	10
Marlin Mason	26	3-8	0-1	2-3	9	3	2	0	2	1	8
Bryn Forbes	40	7-12	4-9	2-2	9	1	2	0	1	2	20
Trey Lewis	36	2-10	1-4	2-2	4	4	3	0	1	1	7
Charlie Lee	37	4-11	0-2	3-3	4	6	0	2	3	11	
Devon Long	11	0-1	0-0	0-0	0	1	1	0	4	0	
Ludovic Ndaye	11	1-4	0-0	0-0	1	0	0	0	0	1	2
Jon Harris	22	2-6	0-3	0-0	1	0	1	1	1	2	4
Team					2						
Totals	200	24-60	5-19	9-10	33	15	11	2	8	19	62
OHIO: min fg-a 3fg-a ft-a reb ast to bk st pf pts											
Maurice Ndour	29	2-9	1-3	0-0	9	3	6	1	0	4	5
Antonio Campbell	29	6-11	0-2	9-10	3	2	0	0	0	1	21
Javarez Willis	28	1-4	0-2	0-0	3	0	1	0	2	0	2
Nick Kellogg	35	2-8	0-4	0-0	3	6	1	0	0	2	4
Travis Wilkins	22	1-1	1-1	0-0	0	1	0	0	0	1	3
Treg Setty	15	3-7	1-2	6-6	3	2	2	0	1	0	13
Wadly Mompremier	7	0-0	0-0	0-2	2	0	0	0	0	0	2
T.J. Hall	13	1-2	1-1	0-0	1	1	1	0	1	0	3
Stevie Taylor	22	4-5	3-4	2-3	3	0	2	0	0	2	13
Team					8						
Totals	200	20-48	7-19	17-21	35	18	14	1	4	12	64
Halftime: Ohio 32, Cleveland State 31. Dead Ball Rebounds: Cleveland State 0, Ohio 1. Technicals: None. Officials: Chris Beaver, Jim Schipper, Todd Von Sossan. Attendance: 3,261.											

2015 CIT

After falling atop-seeded Valparaiso in the Horizon League semifinals, the Vikings received a bid to the Collegiate Insider.com Tournament for the second straight season.

The Vikings traveled to Western Michigan for a first round game where CSU hit 13-of-25 from three-point en route to an 86-57 victory.

The 13 three-pointers were the second most in a game in school history and just one shy of tying the school record.

Charlie Lee scored 28 points, hitting 8-of-11 from three-point, while Anton Grady had a double-double with 21 points and 14 boards. Marlin Mason and Trey Lewis scored 13 points each.

The win sent the Vikings to NJIT for a second round game. The contest went back and forth all night, but it was NJIT's Ky Howard hitting a three-pointer with 20 seconds left to give the Highlanders an 80-77 win.


The shot bounced on the rim three times before falling through.

Grady paced the Vikings with 26 points and 11 rebounds, while Mason had 19 points and Kaza Keane scored 13 points with four assists.

CSU, which was playing in the postseason for the sixth time in the last eight seasons, finished the year with a 19-15 record.

CIT		Cleveland State	86								
		Western Michigan	57								
March 18, 2015 CollegiateInsider.com Tournament Kalamazoo, Mich.											
Final: Cleveland State wins its first postseason game since 2009 with an 86-57 win at Western Michigan in the first round of the Collegiate Insider.com tournament.											
Defining Moment: CSU builds a 49-31 lead at the half, hitting 20-of-32 (62.5%) from the field, including 8-of-14 (57.1%) from three-point.											
Key Stats: CSU shoots 34-of-60 (.567) from the field and 13-of-25 (.520) from three-point.											
Performance Leaders: Anton Grady posts 21 points and 13 rebounds. Trey Lewis scores a game-high 28 points.											
CSU	min	fg-a	3fg-a	ft-a	reb	ast	to	bk	st	pf	pts
Anton Grady	29	8-18	2-3	3-3	14	6	1	2	1	3	21
Marlin Mason	25	6-9	0-2	1-2	4	1	1	0	1	1	13
Trey Lewis	30	5-8	2-5	1-2	3	2	0	0	2	2	13
Kaza Keane	23	1-3	1-2	0-0	2	3	3	0	4	4	3
Charlie Lee	32	10-13	8-11	0-0	1	7	3	0	1	1	28
Derek Sloan	4	1-1	0-0	0-0	1	0	0	0	0	0	2
Andre Yates	17	1-4	0-1	0-0	2	0	1	0	2	3	2
Kenny Carpenter	5	0-0	0-0	0-0	3	0	0	0	0	0	0
Terrell Hales	13	1-1	0-0	0-0	1	0	1	0	1	1	2
Aaron Scales	7	0-1	0-0	0-2	2	0	1	0	0	2	0
Demonte Flannigan	6	0-0	0-0	0-0	1	0	0	0	0	2	0
Vinny Zollo	9	1-2	0-1	0-0	1	0	1	1	0	0	2
Team					2						
Totals	200	34-60	13-25	5-9	37	19	13	3	12	19	86
WMU	min	fg-a	3fg-a	ft-a	reb	ast	to	bk	st	pf	pts
Tucker Haymond	19	3-9	1-5	2-2	2	1	1	0	1	0	9
Connor Tava	23	4-8	0-0	2-2	3	2	2	0	2	2	10
David Brown	34	2-9	1-6	5-6	3	1	1	1	1	2	10
Austin Richie	27	1-4	1-4	3-4	2	2	4	0	1	1	6
Drake Lamont	11	0-2	0-0	0-0	1	0	0	0	1	1	0
Jared Klein	5	0-0	0-0	0-0	1	0	0	0	0	0	0
Thomas Wilder	16	1-3	0-0	3-4	1	0	4	0	0	0	5
Khadim Dieng	6	0-0	0-0	0-2	3	0	0	1	0	1	0
Tim Brennan	5	0-2	0-1	0-0	0	0	0	0	2	1	0
Von Washington	4	1-1	1-1	0-0	0	0	0	0	0	0	3
Mario Matasovic	4	0-0	0-0	0-0	0	0	0	0	0	1	0
Taylor Perry	11	1-4	0-2	0-0	5	1	1	0	0	0	2
AJ Avery	20	1-6	0-0	2-2	5	0	1	1	0	1	4
Charles Harris	4	1-1	0-0	0-0	0	0	0	0	0	0	2
Kellen McCormick	12	2-6	2-5	0-0	3	0	1	0	0	1	6
Team					5						
Totals	200	17-55	6-24	17-22	33	8	15	3	8	11	57
Halftime: Cleveland State 49, Western Michigan 31. Dead Ball Rebounds: Cleveland State 2, Western Michigan 1. Technicals: None. Officials: Buddy Mayborg, Kelly Pfeifer, Dan Dorian. Attendance: 1,112.											

CIT		NJIT	80								
		Cleveland State	77								
March 23, 2015 CollegiateInsider.com Tournament Newark, N.J.											
Final: Cleveland State's season comes to an end with an 80-77 setback to NJIT in the second round of the Collegiate Insider.com Tournament.											
Defining Moment: NJIT's Ky Howard hits a three-pointer with 20 seconds left that bounced on the rim three times. The Vikings had two chances to tie, but a three-point attempt from Marlin Mason was off and Anton Grady's desperation three-pointer from just beyond half court missed after NJIT missed the front end of a one-and-one.											
Key Stats: NJIT hits 13-of-26 (.500) from three-point, while CSU goes 10-of-24 (.417) from behind the arc. NJIT receives 20 points from its bench.											
Performance Leaders: Anton Grady notched a double-double with 26 points and 11 rebounds. Mason adds 19 points and Kaza Keane scores 13. Winfield Willis leads NJIT with 24 points.											
CSU	min	fg-a	3fg-a	ft-a	reb	ast	to	bk	st	pf	pts
Anton Grady	38	10-20	1-4	5-7	11	3	4	2	1	4	26
Marlin Mason	34	6-11	5-7	2-4	5	0	1	0	1	2	19
Andre Yates	9	0-1	0-1	0-0	0	3	3	0	3	3	0
Trey Lewis	35	3-6	1-4	1-2	6	3	1	0	1	4	8
Kaza Keane	40	4-7	2-3	3-4	1	4	2	0	0	1	13
Kenny Carpenter	27	2-4	1-3	1-1	7	3	2	0	1	3	6
Terrell Hales	9	1-2	0-0	0-0	2	1	0	0	0	0	2
Vinny Zollo	8	0-2	0-2	3-4	0	1	0	2	0	0	3
Team					0	2					
Totals	200	26-53	10-24	15-22	32	18	15	4	7	17	77
NJIT	min	fg-a	3fg-a	ft-a	reb	ast	to	bk	st	pf	pts
Tim Coleman	38	3-10	1-4	3-4	7	4	3	0	1	2	10
Daquan Holiday	20	3-3	0-0	0-0	7	3	1	2	2	4	6
Damon Lynn	39	5-10	3-8	2-4	4	5	0	0	1	2	15
Winfield Willis	37	9-12	5-6	1-1	2	5	1	0	3	2	24
Emmanuel Tselentakis	5	2-2	1-1	0-0	0	0	1	0	1	0	5
Ky Howard	28	3-10	1-3	1-2	5	3	4	1	0	1	8
Odera Newke	15	2-2	0-0	0-1	1	1	2	0	0	3	4
Osa Izevbuwa	11	2-3	1-2	0-0	0	0	0	0	1	0	5
Vlad Shustov	7	1-3	1-2	0-0	1	0	0	0	0	4	3
Team					2	1					
Totals	200	30-55	13-26	7-12	29	21	13	3	9	18	80
Halftime: Cleveland State 44, NJIT 39. Dead Ball Rebounds: Cleveland State 1, NJIT 0. Technicals: None. Officials: Ray Perone, Tim Kelley, Paul Faia. Attendance: 1,404.											



The Wolstein Center

Since its opening in 1991, the Bert L. and Iris S. Wolstein Center at Cleveland State has become one of the most exciting multi-purpose, college-owned facilities in the Midwest. The ribbon to open the beautiful \$55 million facility was cut on November 1, 1991, giving the CSU basketball teams a home that was, and still is, second to none.

Originally christened as the CSU Convocation Center, the building was renamed in January 2005 to honor the Wolsteins, whose \$6.25 million commitment to the CSU Foundation was the largest philanthropic gift in CSU history. Bert Wolstein, who passed away in May 2004, was a graduate of the Cleveland-Marshall School of Law. He was a fixture in the professional sports scene in Cleveland, serving as the founder and owner of the Cleveland Force indoor soccer team.

The Wolstein Center hosts a myriad of special events and contemporary concerts by international artists, nationally acclaimed family shows, rodeos, professional bull riding, motorsports spectacles, professional and amateur sporting events, equestrian events, large banquets, trade shows, conventions, consumer shows and a vast array of community and civic functions.

Following the successful 1996 NCAA Division I Women's Volleyball Championship, CSU's stature only grew with sellout crowds for the 1998 NCAA Division I Wrestling Championships and the first and second round games of the 2000 and 2005 NCAA Division I Men's Basketball Championship. The Wolstein Center also hosted the 2002 Horizon League Men's Basketball Championship.

The Wolstein Center is a full-service facility, with a full-time staff to manage and administer special events. It is managed by Cleveland State University and has the capabilities and resources to be the major events site in Cleveland. It provides event planners with marketing services that include local and national media.

The unique combination of facility management and 20-plus years of catering experience helps provide elegance and world-class appeal for all events hosted at the Wolstein Center. The first-class concession and catering capabilities, along with many other amenities, enhance any and all events that take place at the facility.

The main arena—Henry J. Goodman Arena—encompasses 23,773 square feet (112 feet x 212 feet) and 40,000 square feet of storage space. The building has 13,610 theatre-style seats including 1,512 telescopic seats that pull out onto the floor in four directions.

Building access is via a double wide truck door that is located 20 feet below street grade. The exterior loading area immediately to the west of the building

provides ample truck and bus parking, as well as a semi-turnaround.

The arena also features a proscenium curtains system that helps to modify the spacious arena into a more intimate gathering, and two large, color, animated scoreboards.

Part of dynamic downtown Cleveland, the Wolstein Center is accessible to some 4.5 million people within a 100-mile radius, making the facility a primary location for many different types of event programming and touring attractions. Each year, the Center welcomes more than 800,000 people to more than 300 events in either the arena or the conference pavilion. Easy access and well-placed signs to three major highways make visiting the facility an enjoyable and easy effort.

An added feature is a large, state-of-the-art, LED video board marquee located on one of Cleveland's busiest avenues. The marquee allows sponsors and promoters to maximize advertising potential by providing exposure to upcoming events to more than 36,000 cars per day.

The Gerald H. Gordon Conference Pavilion is a 10,000-square-foot banquet, conference and meetings space that is connected to the arena. The space can be used in conjunction with arena events or for completely separate activities. The pavilion can host an array of events, including trade shows, wedding receptions, corporate functions and conventions.

A Look at the Wolstein Center

Construction Started: August 1989

Construction Cost: \$55 million

Officially Opened: November 1, 1991

First Event: November 3, 1991 (Randy Travis Concert)

First Intercollegiate Basketball Game:

CSU Women vs. Kent State (November 23, 1991)

Capacity: 13,610

Handicap Seating: 150

Site Size: 8.5 acres

Project Managers: O'Brien-Kreitzberg Associates in conjunction with R.P. Carbone Construction Co. and Cole Jon Mechanical Corp.

Design Architects: URS-Dalton Consultants, Cleveland

Building Features: Pro style locker suites with 20 locker areas for each men's and women's basketball team; Training room; Weight/conditioning room; Equipment room. The Peter B. Lewis Center for Academic and Athletic Excellence.

Wolstein Center Individual Records

POINTS

CSU: 39 J'Nathan Bullock vs. Green Bay, 2/11/08
Opp: 42 Matthew Graves, Butler, 1/15/98

FIELD GOALS

CSU: 13 Tyree Appleby vs. Bowling Green, 12/5/18
13 J'Nathan Bullock vs. Green Bay, 2/11/08
13 Sam Mitchell vs. UIC, 2/28/94
Opp: 15 Elijah Warren, Detroit, 1/19/04

FIELD GOAL ATTEMPTS

CSU: 24 done twice, last by Jermaine Robinson vs. Eastern Michigan, 2/21/04
Opp: 31 Bill Edwards, Wright State, 2/8/93

FIELD GOAL PCT (10 Att)

CSU: .929 J'Nathan Bullock vs. Green Bay, 2/11/08 (13-14)
Opp: .900 Chris Webber, Michigan, 12/7/91 (9-10)

3-POINT FIELD GOALS

CSU: 7 Tyree Appleby vs. Bowling Green, 12/5/18
7 Jamaal Harris vs. Detroit, 3/2/02;
7 James Madison vs. Wright State, 1/17/98
Opp: 9 Lee Trotter, Maryland-Eastern Shore, 12/6/02

3-POINT FIELD GOAL ATTEMPTS

CSU: 16 Percell Coles vs. North Carolina, 11/29/03
Opp: 14 LaDrell Whitehead, Ohio, 12/8/98

3-POINT FIELD GOAL PCT. (5 3-FGM)

CSU: 1.000 Rob Edwards vs. Cedarville, 12/29/15 (5-5)
1.000 Charlie Woods vs. Toledo, 2/20/10 (5-5)
Opp: .857 Pat McCabe, Milwaukee, 2/8/96 (6-7)

FREE THROWS

CSU: 13 done twice, last by Jermaine Robinson vs. Central State, 11/22/03
Opp: 18 Jared Dudley, Boston College vs. Milwaukee, 3/19/05 (NCAA First Round)

FREE THROW ATTEMPTS

CSU: 18 Sonny Johnson vs. Milwaukee, 1/30/99
Opp: 21 Jared Dudley, Boston College vs. Milwaukee, 3/19/05 (NCAA First Round)

FREE THROW PCT (8 FTM)

CSU: 1.000 Done five times, last by Norris Cole vs. Valparaiso, 2/11/10 (8-8)
Opp: 1.000 done twice, last by Jaryn Simpson, Edinboro, 11/9/19 (8-8)

REBOUNDS

CSU: 20 Norris Cole vs. Youngstown State, 2/12/11
Opp: 18 by Angelo Cugini vs. Notre Dame (Ohio), 12/10/17
18 Cyrus Caswell, St. Bonaventure vs. Kentucky, 3/16/00 (NCAA 2nd Round)

ASSISTS

CSU: 14 Gravelle Craig vs. Akron, 3/8/92
Opp: 13 Michael Hawkins, Xavier, 1/5/95

STEALS

CSU: 7 D'Aundray Brown vs. Rio Grande, 11/15/11
7 Cedric Jackson vs. Youngstown State, 2/18/09
Opp: 8 A.J. Diggs, California, 11/30/02

BLOCKS

CSU: 7 Pape Badiane vs. Butler, 2/24/03
Opp: 10 Luke Knapke, Toledo, 12/4/19

Wolstein Center Team Records

POINTS

CSU: 113 vs. Prairie View A&M, 12/14/99
Opp: 107 by Florida International, 11/19/19

FIELD GOALS

CSU: 42 vs. Geneva, 12/1/07
Opp: 40 by Milwaukee, 2/8/96

FIELD GOAL ATTEMPTS

CSU: 85 vs. Prairie View A&M, 12/19/98
Opp: 80 by Kent State, 12/23/93

FIELD GOAL PERCENTAGE

CSU: .650 vs. Green Bay, 1/18/93 (26-40)
Opp: .678 by Milwaukee, 2/8/96 (40-59)

3-POINT FIELD GOALS

CSU: 16 vs. Milwaukee, 2/9/19
Opp: 20 by Butler, 2/8/07

3-POINT FIELD GOAL ATTEMPTS

CSU: 39 vs. Notre Dame (Ohio), 12/10/17
Opp: 38 by Northern Kentucky, 2/20/20

3-POINT FIELD GOAL PERCENTAGE

CSU: .667 vs. Northern Michigan, 12/21/91 (8-12)
Opp: .706 by E. Illinois vs. Green Bay, 3/9/92 (12-17)

FREE THROWS

CSU: 34 vs. Kent State, 12/23/93
Opp: 34 by Akron, 12/7/99
34 by Detroit, 1/23/97

FREE THROW ATTEMPTS

CSU: 58 vs. Kent State, 12/23/93
Opp: 39 done four times, last by Robert Morris, 12/15/09

FREE THROW PERCENTAGE

CSU: .931 vs. Green Bay, 1/23/20 (27-29)
Opp: .950 by Milwaukee, 1/25/20 (19-20)

REBOUNDS

CSU: 61 vs. Saginaw Valley State, 12/4/93
Opp: 58 by Kent State, 12/23/93

REBOUND MARGIN

CSU: 28 vs. Saginaw Valley St., 12/4/93 (61-33)
Opp: 29 by Michigan, 12/7/91 (52-23)

ASSISTS

CSU: 28 done three times, last vs. Prairie View A&M, 12/14/99
Opp: 27 by Florida International, 11/19/19
27 by Butler, 2/8/07

STEALS

CSU: 23 vs. IPFW, 12/3/94
Opp: 18 by Creighton, 12/18/91

BLOCKS

CSU: 12 vs. Central State, 11/22/03
Opp: 13 by Toledo, 12/4/19

FOULS

CSU: 30 vs. Akron, 12/7/99
Opp: 42 by Kent State, 12/23/93

DISQUALIFICATIONS

CSU: 3 vs. Oakland, 1/11/20
3 vs. Northern Illinois, 1/6/92
Opp: 5 by Kent State, 12/23/93

Year-By-Year Wolstein Center Records & Attendance

Year	Record	Pct.	Total Attendance	Avg.
1991-92	7 -8	.467	60,681	4,045
1992-93	11 -1	.917	50,960	3,920
1993-94	8 -6	.471	47,400	3,386
1994-95 !	6 -5	.545	36,037	3,276
1995-96 !	5 -8	.385	23,013	1,770
1996-97	5 -7	.417	55,070	4,589
1997-98	9 -4	.692	53,912	4,147
1998-99 !	9 -5	.643	53,838	3,846
1999-00 !	9 -4	.693	47,685	3,668
2000-01	11 -2	.846	41,884	3,222
2001-02 !	9 -6	.600	36,651	2,443
2002-03 !	5 -8	.385	24,153	1,858
2003-04	2 -11	.143	32,327	2,487
2004-05	7 -5	.583	29,016	2,418
2005-06 ~	5 -10	.333	31,170	2,078
2006-07	6 -8	.429	36,662	2,619
2007-08 !	12 -2	.857	36,888	2,635
2008-09	13 -2	.867	35,918	2,395
2009-10 ~	12 -5	.706	39,968	2,351
2010-11	17 -3	.850	62,242	3,112
2011-12	10 -4	.714	45,640	3,260
2012-13	9 -5	.643	30,332	2,167
2013-14	12 -3	.800	33,545	2,236
2014-15	12 -3	.800	29,943	1,996
2015-16 !	5 -5	.500	14,093	1,409
2016-17 !	5 -6	.455	15,655	1,423
2017-18	7 -7	.500	18,946	1,353
2018-19	8 -9	.471	18,956	1,115
2019-20	6 -8	.429	21,014	1,501
2020-21*	9 -2	.810	0	0
2021-22	15 -3	.833	37,477	2,082
2022-23	13 -3	.812	30,241	1,890
29 Years	242 -160	.602	1,063,599	2,646

Attendance Records

! does not include one home game played at Woodling Gym
 ! does not include home game(s) played at Rocket Mortgage FieldHouse
 * No fans allowed due to COVID-19 Pandemic

Season Average	7,443	vs. Illinois State, 3/16/87^
4,589	in 1996-97	7,441 vs. Marquette, 1/29/81
4,247	in 1992-93	5,424 vs. Illinois State, 3/18/88^
4,147	in 1997-98	4,437 vs. Michigan State, 12/12/83
4,045	in 1991-92	4,132 vs. Wilberforce, 12/1/78
		4,130 vs. SW Missouri State, 1/28/89

Largest Home Crowds

at Wolstein Center	
13,055	vs. Michigan, 12/7/91
11,534	vs. North Carolina, 11/29/03
10,123	vs. Michigan, 11/30/96
9,568	vs. Georgetown, 11/23/96
9,106	vs. Valparaiso, 2/20/93
8,490	vs. Butler, 2/5/11
8,106	vs. Cincinnati, 1/13/93
7,333	vs. Butler, 2/10/01
7,163	vs. Michigan State, 12/7/93
6,912	vs. Xavier, 1/5/95

at Woodling Gym	
3,688	vs. Eastern Illinois, 2/24/86
3,599	vs. Southwest Missouri State, 2/22/86
3,429	vs. Valparaiso, 3/2/85
3,355	vs. Illinois State, 2/23/81
3,333	vs. Valparaiso, 2/1/86
3,302	vs. Western Illinois, 1/20/86
3,282	vs. UIC, 2/22/88
3,262	vs. Southwest Missouri State, 2/15/88
3,252	vs. Northern Iowa, 1/18/86
3,247	vs. Northern Iowa, 3/2/87


^ - National Invitational Tournament game

at Rocket Mortgage FieldHouse	
15,314	vs. Rhode Island, 12/27/98
12,715	vs. Ohio State, 12/18/07
12,617	vs. Ohio State, 12/17/94
11,474	vs. Dayton, 12/16/95
11,392	vs. Bowling Green, 12/4/99
10,276	vs. Kent State, 12/29/01

Largest Road Crowds

22,441	at Kentucky, 11/23/16
21,713	vs. St. Joseph's, 3/16/86 *
21,067	at Kentucky, 11/25/13
20,887	at Louisville, 11/26/14
19,454	vs. Navy, 3/21/86 &
19,319	at Louisville, 12/19/90
19,288	at Louisville, 12/16/87
18,968	at Louisville, 12/4/89
18,537	at North Carolina, 12/30/04
17,282	at Maryland, 11/28/15

* - NCAA East Regional (Carrier Dome, Syracuse, N.Y.)
 & - NCAA East Regional semi-final (The Meadowlands, East Rutherford, N.J.)



Viking Home Courts

	Won	Lost	Pct.
BH—Bedford High School	1	1	.500
CA—Cleveland Arena	9	14	.391
CL—Cathedral Latin High School	20	20	.500
CT—Case Technical	2	0	1.000
EH—Euclid High School	1	0	1.000
FR—Fairfax Recreation Center	0	2	.000
LH—Lakewood High School	4	0	1.000
PH—Cleveland Public Hall	58	55	.513
RMF—Rocket Mortgage FieldHouse	4	10	.286
SI—St. Ignatius High School	2	2	.500
SS—St. Stanislaus	10	9	.526
TC—Cuyahoga Community College	4	9	.308
WC—Wolstein Center	242	160	.602
WG—Woodling Gym	124	21	.855
WR—Western Reserve University	2	7	.222
Undetermined Home Sites	75	132	.362

■ Record at Cleveland Arena includes games in which CSU was the home team. CSU's all-time record at the Arena is 10-20 (.333).

■ CSU has played 14 times in Rocket Mortgage FieldHouse, including six times as part of the annual Rock-N-Roll Shootout and once in the McClendon Scholarship Classic. The Vikings are 4-10 all-time at the venue.

Cleveland State vs. All Opponents

Won Lost		Series Began	Last Meeting	Won Lost		Series Began	Last Meeting	Won Lost		Series Began	Last Meeting
Adrian	2	1930-31	1947-48	Detroit Tech	9	1929-30	1965-66	Marquette	1	1979-80	1987-88
Air Force	0	1977-78	1977-78	Drake	0	2003-04	2003-04	Marshall	2	1970-71	2014-15
Akron	32	1932-33	2017-18	Drexel	0	2011-12	2013-14	Maryland	0	1984-85	2015-16
Alabama-Huntsville	1	0	2012-13	Duquesne	2	1970-71	2016-17	Maryland-Eastern Shore	6	0	1981-82
Albany	0	1	2005-06	East Carolina	0	1	2017-18	Massachusetts	0	1	1993-94
Alcorn State	1	1	1995-96	East Tennessee State	0	1	2019-20	Memphis	0	1	1986-87
Allegheny	10	16	1931-32	Eastern Illinois	20	10	1966-67	Mexico City	0	1	1941-42
Alliance	3	3	1937-38	Eastern Kentucky	1	2	1976-77	Miami (Fla.)	1	0	2006-07
Arizona	0	1	2008-09	Eastern Michigan	9	23	1967-68	Miami (Ohio)	0	5	1971-72
Arkansas State	1	1	2016-17	Eastern Montana	2	0	1969-70	Michigan	0	9	1982-83
Ashland	5	26	1930-31	Edinboro	6	8	1946-47	Michigan State	0	9	1982-83
Assumption	1	1	1939-40	Evansville	0	1	2006-07	Middle Tennessee St.	1	1	1989-90
Augustana (S.D.)	1	0	1979-80	Fairfield	0	2	1973-74	Milwaukee	24	30	1993-94
Baldwin Wallace	1	11	1937-38	Fairleigh Dickinson	3	2	1974-75	Minnesota	0	1	2019-20
Ball State	4	2	1972-73	Ferris State	1	0	1969-70	Missouri	9	9	1983-84
Baylor	0	1	1975-76	Ferris State	1	0	1983-84	Missouri-Kansas City	3	1	1988-89
Belmont	1	1	2015-16	Findlay	1	10	1933-34	Morehead State	0	3	1969-70
Belmont Abbey	0	1	1974-75	Florida A&M	3	1	1986-87	Mount Union	1	20	1936-37
Bethany	0	2	1960-61	Florida Atlantic	1	1	2002-03	Mount Vernon Nazarene	1	0	2014-15
Bethune-Cookman	1	0	2016-17	Florida International	2	2	1989-90	Muskingum	2	0	1966-67
Bliss	0	1	1933-34	Florida State	2	2	1979-80	Navy	1	1	1985-86
Boise State	0	1	1993-94	Franklin	2	0	1933-34	Niagara	5	4	1977-78
Boston University	2	2	1982-83	Fredonia	3	2	1958-59	NJIT	0	1	2014-15
Bowling Green	9	11	1931-32	Gannon	2	3	1947-48	Norfolk State	3	0	2001-02
Brooklyn	2	0	1982-83	Geneva	1	0	2007-08	North Carolina	0	3	2003-04
Brown	2	0	1997-98	George Mason	2	2	1978-79	North Carolina A&T	1	0	1977-78
Bryant	1	0	2010-11	Georgetown	0	2	1996-97	North Carolina State	1	0	2012-13
Buffalo	5	2	1973-74	Georgia Southern	1	2	1979-80	Northern Illinois	5	8	1990-91
Buffalo State	5	9	1948-49	Grambling	1	0	2012-13	Northern Iowa	12	7	1983-84
Butler	8	31	1974-75	Green Bay	30	51	1981-82	Northern Kentucky	4	7	2015-16
California	0	2	2000-01	Grove City	7	16	1934-35	Northern Michigan	1	0	1991-92
Cal Poly-SLO	1	1	1994-95	Hawai'i-Hilo	1	0	1999-00	Northwestern	1	1	1983-84
Cal State Northridge	1	1	2006-07	Heidelberg	1	11	1938-39	Notre Dame (Ohio)	6	0	2006-07
Campbell	3	1	1977-78	Highland Park	0	1	1940-41	Oakland	8	11	1999-00
Canisius	3	1	1971-72	Hillsdale	2	0	1994-95	Oberlin	3	13	1942-43
Carnegie Tech	2	0	1963-64	Hiram	29	35	1929-30	Ohio	2	12	1972-73
Case Tech	3	12	1953-54	Hofstra	0	1	2011-12	Ohio Chiropody	3	0	1929-30
Case Western Reserve	1	0	1976-77	Illinois	0	1	1976-77	Ohio Dominican	1	0	1980-81
Cedarville	5	8	1954-55	Illinois State	1	4	1980-81	Ohio Northern	4	6	1953-54
Central Conn. State	1	1	1985-86	Indiana	1	0	1985-86	Ohio State	1	8	1980-81
Central Michigan	3	4	1968-69	Indiana (Pa.)	3	7	1962-63	Ohio Wesleyan	2	0	1938-39
Central State	3	6	1967-68	Indiana State	0	3	1975-76	Oklahoma City	0	2	1975-76
Charlotte	0	4	1972-73	Iona	3	2	1995-96	Oklahoma State	0	1	1981-82
Chattanooga	1	0	1986-87	IUPUI	4	4	2001-02	Old Dominion	1	1	2010-11
Cheyney State	0	1	1966-67	Jacksonville State	1	0	2014-15	Oral Roberts	0	1	1981-82
Chicago State	1	1	2006-07	John Carroll	15	31	1930-31	Oregon	0	1	1996-97
Cincinnati	0	12	1970-71	Kansas State	0	3	2006-07	Otterbein	0	2	1941-42
Clarion	11	23	1938-39	Kent State-Canton	4	0	1947-48	Pacific	0	1	1994-95
Clemson	0	1	1976-77	Kent State	20	32	1932-33	Penn State	2	1	1981-82
Colorado State	0	4	1990-91	Kentucky	0	3	2009-10	Pennzoils	0	1	1929-30
Commerce	0	1	1929-30	Kenyon	8	20	1936-37	Pittsburgh	2	5	1973-74
Concordia (Ind.)	4	0	1930-31	La Roche	2	0	2008-09	Prairie View A & M	4	0	1994-95
Concordia (Wis.)	1	0	1979-80	Lake Erie	1	0	2016-17	Princeton	0	1	1990-91
Coppin State	1	0	2017-18	La Salle	1	2	1975-76	Providence	0	3	1972-73
Cornell	0	2	1982-83	Lamar	0	1	1988-89	Purdue	0	1	2016-17
Creighton	2	13	1970-71	Lawrence Tech	4	3	1933-34	Purdue Fort Wayne	2	1	1994-95
Davidson	0	1	2018-19	Long Island	1	0	1974-75	Rhode Island	2	2	1998-99
Dayton	3	3	1931-32	Louisiana-Lafayette	2	1	1989-90	Rider	1	0	2015-16
Defiance	0	1	1931-32	Louisiana-Monroe	1	0	1978-79	Rio Grande	3	0	1932-33
Delaware	2	0	2005-06	Louisiana State	0	1	1982-83	Robert Morris	8	7	1976-77
Denison	1	0	1982-83	Louisville	0	5	1981-82	Rochester College	1	0	2005-06
Denver	1	0	1977-78	Loyola (Ill.)	20	24	1973-74	Rutgers	1	1	1979-80
DePaul	1	2	1985-86	Malone	9	2	1958-59	Sacred Heart	3	0	1998-99
DeSales	0	2	1938-39	Marian	1	0	1972-73	Saginaw Valley State	0	1	1993-94
Detroit Mercy	26	44	1935-36	Marietta	2	1	1933-34	St. Bonaventure	2	7	1975-76
Detroit College	2	5	1965-66	Marist	3	0	1986-87	Saint Francis (Pa.)	8	6	1971-72

2025-26 VIKINGS | HISTORY & RECORDS

Won Lost		Series Began	Last Meeting	Won Lost		Series Began	Last Meeting	Won Lost		Series Began	Last Meeting
Saint Joseph's.....	3 0	1985-86	1987-88	Toledo.....	5 12	1936-37	2019-20	Wilmington.....	1 0	2009-10	2009-10
Saint Leo.....	1 0	2008-09	2008-09	Towson.....	3 0	1979-80	1982-83	Winthrop.....	1 0	2000-01	2000-01
Saint Mary's.....	0 2	1930-31	1930-31	Tulsa.....	1 1	1997-98	1998-99	Wisconsin.....	0 1	1979-80	1979-80
Sam Houston State.....	3 0	2009-10	2011-12	U.S. International.....	2 1	1980-81	1982-83	UW-Oshkosh.....	1 0	1970-71	1970-71
Samford.....	0 1	2018-19	2018-19	UAB.....	0 2	1997-98	1998-99	Wooster.....	2 7	1933-34	1969-70
San Diego.....	1 0	1970-71	1970-71	UIC.....	48 40	1981-82	2019-20	Wright State.....	34 41	1971-72	2019-20
San Francisco.....	1 1	2013-14	2014-15	UNC Wilmington.....	1 0	2019-20	2019-20	Xavier.....	8 5	1970-71	1994-95
San Francisco State.....	1 0	1971-72	1971-72	Urbana.....	2 0	2010-11	2018-19	Y Commerce.....	1 0	1929-30	1929-30
Savannah State.....	0 1	2014-15	2014-15	Utah Valley State.....	2 1	2003-04	2005-06	Yale.....	1 0	2000-01	2000-01
Siena.....	3 3	1976-77	2001-02	UTEP.....	0 1	1988-89	1988-89	Youngstown State.....	51 44	1930-31	2019-20
Slippery Rock.....	4 22	1936-37	1989-90	Utica.....	4 1	1981-82	1985-86				
South Carolina.....	1 1	1980-81	2019-20	Valparaiso.....	30 20	1979-80	2016-17				
South Carolina State.....	2 0	1981-82	2018-19	Vanderbilt.....	1 1	1994-95	2011-12				
South Dakota.....	3 1	1970-71	1973-74	Vermont.....	3 0	2000-01	2010-11				
South Dakota State.....	0 2	1970-71	2015-16	Virginia.....	0 2	2009-10	2014-15				
South Florida.....	3 2	1998-99	2011-12	Virginia Commonwealth.....	2 1	1986-87	2015				
Southeast Missouri St.....	1 1	1991-92		Virgina Military Institute.....	1 2	1977-78	1980				
Southern.....	1 1	1981-82	1982-83	Wagner.....	0 1	1988-89	1988-89				
Southern Utah.....	1 1	1994-95	1994-95	Walsh.....	6 1	1963-64	1969-70				
Spencerian.....	2 0	1929-30	1929-30	Wake Forest.....	1 0	2008-09	2008-09				
Stanford.....	0 1	2011-12	2011-12	Washington & Jefferson.....	0 4	1956-57	1960				
Stetson.....	1 0	1978-79	1978-79	Wayne State (Mich.).....	10 6	1966-67	1978-79				
Steubenville.....	2 2	1952-53	1977-78	Washington.....	0 1	2008-09	2008-09				
Stony Brook.....	3 1	1998-99	2001-02	West Virginia.....	0 5	1976-77	2010-11				
Syracuse.....	1 0	2008-09	2008-09	West Virginia Tech.....	2 0	2006-07	2010-11				
Temple.....	0 2	1999-00	2000-01	Western Carolina.....	1 0	2013-14	2013-14				
Tennessee.....	0 1	1981-82	1981-82	Western Illinois.....	19 7	1971-72	2014-15				
Tennessee Tech.....	1 2	1973-74	1976-77	Western Michigan.....	3 4	1970-71	2017-18				
UT-Arlington.....	1 0	2013-14	2013-14	Western Reserve.....	9 29	1930-31	1966-67				
TX A&M-Corpus Christi.....	2 0	2000-01		Westminster.....	1 0	1969-70	1969-70				
UT-Martin.....	0 1	2016-17	2016-17	Wichita State.....	2 4	1971-72	2009-10				
Thiel.....	11 12	1934-35	1965-66	Wilberforce.....	3 0	1978-79	2009-10				
Tiffin.....	3 0	1981-82	2014-15	Wilcox.....	1 0	1929-30	1929-30				

Series Scores with HL & 2020-21 Opponents

DETROIT MERCY	2000-01	H 69.-67.....CSU	2010-11	H 81.-69.....CSU	Woodling Gym: CSU 0, UDM 1	1991-92	H 56.-67.....GB	
Detroit Leads, 44-26		A 63.-75....UDM		A 78.-81....UDM	In Detroit: CSU 5, UDM 28		A 53.-92.....GB	
1935-36	H 26.-40.....UDM	N 81.-91....UDM	2011-12	A 66.-61.....CSU	Neutral: CSU 2, UDM 3	1992-93	H 81.-66.....CSU	
	A 22.-38....UDM	2001-02	A 50.-53....UDM	H 77.-64.....CSU			A 63.-61.....CSU	
1970-71	A 70.-85....UDM		H 62.-72....UDM	N 58.-63....UDM	GREEN BAY	1993-94	H 56.-78.....GB	
	A 54.-100..UDM		H 63.-67....UDM	2012-13	Green Bay Leads, 51-30		A 62.-83.....GB	
1973-74	H 79.-83....UDM	2002-03	H 51.-70....UDM	A 62.-92....UDM	1981-82	A 49.-46.....CSU	N 63.-93.....GB	
	A 72.-104..UDM		A 55.-72....UDM	2013-14	1982-83	H 74.-66.....CSU	1994-95	A 58.-70.....GB
1976-77	H 66.-78....UDM	2003-04	H 53.-75....UDM	A 86.-78.....CSU	1983-84	A 66.-67.....GB	1995-96	A 57.-71.....GB
	A 63.-65....UDM		A 55.-77....UDM	2014-15		H 85.-68.....CSU		H 48.-74.....GB
1983-84	H 63.-56.....CSU		A 36.-62....UDM	A 65.-66....UDM	1984-85	H 82.-66.....CSU	1996-97	A 56.-72.....GB
	A 56.-70....UDM	2004-05	H 69.-62.....CSU	N 70.-53.....CSU		A 73.-68.....CSU		H 57.-48.....CSU
	H 66.-80....UDM		A 54.-65....UDM	2015-16		H 85.-67.....CSU	1997-98	A 63.-75.....GB
1995-96	H 48.-47.....CSU	2005-06	H 59.-53.....CSU	H 63.-71....UDM	1985-86	A 76.-59.....CSU		H 39.-66.....GB
	A 74.-103..UDM		A 73.-84....UDM	2016-17		H 103.-64.....CSU		A 53.-82.....GB
1996-97	H 72.-80....UDM		A 58.-92....UDM	A 83.-91....UDM	1986-87	A 57.-62.....GB	1998-99	A 57.-60.....GB
	A 60.-68....UDM	2006-07	H 63.-61.....CSU	A 84.-85....UDM		H 75.-50.....CSU		H 67.-71.....GB
	N 67.-63.....CSU		A 48.-60....UDM	H 75.-72.....CSU	1987-88	H 74.-68.....CSU	1999-00	A 72.-59.....CSU
1997-98	A 70.-84....UDM	2007-08	A 74.-64.....CSU	2018-19		A 74.-86.....GB		H 57.-60.....GB
	H 60.-57.....CSU		H 60.-56.....CSU	H 61.-73....UDM		A 75.-73.....CSU	2000-01	H 76.-72.....CSU
1998-99	H 58.-73....UDM	2008-09	A 53.-44.....CSU	2019-20		H 91.-85.....CSU		A 63.-60.....CSU
	A 66.-78....UDM		H 66.-49.....CSU	A 64.-59.....CSU		H 83.-91.....GB	2001-02	A 50.-61.....GB
	N 65.-80....UDM		H 56.-43.....CSU	A 67.-66.....CSU		A 76.-86.....GB		H 66.-74.....GB
1999-00	A 68.-71....UDM	2009-10	A 62.-69....UDM	In Cleveland: CSU 19, UDM 13		A 76.-86.....GB	2002-03	H 66.-55.....CSU
	H 81.-69.....CSU		H 54.-65....UDM	Public Hall: CSU 1, UDM 2		H 64.-72.....GB		A 56.-89.....GB
				WolsteinCenter:CSU18,UDM10		A 62.-73.....GB		

2025-26 VIKINGS | HISTORY & RECORDS

2003-04 A 69.-70GB
 H 58.-60GB
 2004-05 A 76.-81GB
 H 62.-69GB
 2005-06 A 66.-63CSU
 H 72.-76GB
 2006-07 A 53.-65GB
 H 66.-79GB
 A 59.-78GB
 2007-08 A 50.-59GB
 H 81.-64CSU
 2008-09 A 65.-80GB
 H 83.-75CSU
 N 73.-67CSU
 2009-10 H 64.-50CSU
 A 57.-74GB
 2010-11 A 83.-75CSU
 H 64.-57CSU
 2011-12 H 78.-68CSU
 A 67.-71GB
 2012-13 A 50.-77GB
 H 59.-66GB
 2013-14 A 55.-66GB
 H 54.-68GB
 2014-15 H 76.-62CSU
 A 66.-61CSU
 2015-16 H 67.-87GB
 A 61.-78GB
 N 53.-65GB
 2016-17 H 75.-76GB
 A 73.-83GB
 2017-18 H 80.-79CSU
 A 44.-66GB
 2018-19 A 89.-90GB
 H 65.-82GB
 2019-20 H 74.-78GB
 A 67.-74GB
 In Cleveland: CSU 19, GB 19
 Public Hall: CSU 1, GB 0
 WolsteinCenter: CSU 11, GB 18
 Woodling Gym: CSU 7, GB 1
 In Green Bay: CSU 10, GB 30
 Neutral: CSU 1, GB 2

 IUPUI
 Series tied, 4-4
 2001-02 A 65.-82IUPUI
 2002-03 H 74.-90IUPUI
 2017-18 H 70.-67CSU
 A 73.-78IUPUI
 2018-19 A 74.-90IUPUI
 H 89.-86CSU
 2019-20 A 82.-80CSU
 H 72.-62CSU
 In Cleveland: CSU 3, IUPUI 1

WolsteinCenter: CSU 3, IUPUI 1
 In Indianapolis: CSU 1, IUPUI 3

 MILWAUKEE
 Milwaukee Leads, 30-24
 1993-94 H 84.-60CSU
 A 97.-75CSU
 1994-95 A 87.-64CSU
 1995-96 A 55.-73 ...UWM
 H 84.-97 ...UWM
 1996-97 A 74.-67CSU
 H 56.-54CSU
 1997-98 H 70.-47CSU
 A 78.-81 ...UWM
 1998-99 H 72.-68CSU
 A 75.-64CSU
 1999-00 A 109.-105CSU
 H 67.-70 ...UWM
 2000-01 H 57.-34CSU
 A 68.-86 ...UWM
 2001-02 A 69.-78 ...UWM
 H 69.-67CSU
 2002-03 H 58.-70 ...UWM
 A 69.-86 ...UWM
 2003-04 H 64.-78 ...UWM
 A 63.-88 ...UWM
 2004-05 A 65.-85 ...UWM
 H 59.-81 ...UWM
 2005-06 A 68.-75 ...UWM
 H 57.-86 ...UWM
 2006-07 H 48.-60 ...UWM
 A 56.-57 ...UWM
 2007-08 A 71.-79 ...UWM
 H 74.-64CSU
 2008-09 A 75.-77 ...UWM
 H 70.-61CSU
 2009-10 H 73.-72CSU
 A 59.-69 ...UWM
 N 75.-82 ...UWM
 2010-11 A 82.-59CSU
 H 83.-87 ...UWM
 2011-12 H 83.-57CSU
 A 84.-86 ...UWM
 2012-13 A 57.-69 ...UWM
 H 88.-67CSU
 2013-14 A 77.-49CSU
 H 74.-50CSU
 2014-15 H 84.-57CSU
 A 60.-66 ...UWM
 2015-16 H 62.-65 ...UWM
 A 54.-88 ...UWM
 2016-17 H 62.-53CSU
 A 62.-63 ...UWM
 2017-18 H 63.-67 ...UWM
 A 47.-70 ...UWM

2018-19 A 76.-83 ...UWM
 H 78.-68CSU
 2019-20 H 70.-53CSU
 A 70.-68CSU
 In Cleveland: CSU 16, UWM 10
 WolsteinCenter: CSU 16, UWM 10
 In Milwaukee: CSU 8, UWM 19
 Neutral: CSU 0, UWM 1

 NORTHERN KENTUCKY
 Northern Kentucky Leads, 7-4
 2015-16 A 70.-65CSU
 H 63.-58CSU
 2016-17 A 75.-83NKU
 H 60.-62NKU
 2017-18 A 55.-70NKU
 H 61.-78NKU
 N 89.-80CSU
 2018-19 H 76.-91NKU
 A 83.-77CSU
 2019-20 A 49.-75NKU
 H 59.-73NKU
 In Cleveland: CSU 1, NKU 4
 WolsteinCenter: CSU 1, NKU 4
 In Highland Hts.: CSU 2, NKU 3
 Neutral: CSU 1, NKU 0

 OAKLAND
 Oakland Leads, 11-8
 1999-00 H 81.-67CSU
 2000-01 A 87.-73CSU
 2008-09 H 58.-55CSU
 2013-14 H 86.-76CSU
 A 92.-85CSU
 2014-15 H 65.-61CSU
 A 56.59OU
 2015-16 A 68.-86OU
 H 57.-67OU
 2016-17 A 76.-65CSU
 H 51.-53OU
 2017-18 A 68.-81OU
 H 66.-82OU
 N 44.-43CSU
 2018-19 H 77.-89OU
 A 68.-83OU
 2019-20 H 55.-68OU
 A 74.-79OU
 A 59.-80OU
 In Cleveland: CSU 4, OU 5
 WolsteinCenter: CSU 4, OU 5
 In Rochester: CSU 3, OU 6
 Neutral: CSU 1, OU 0

OHIO
 Ohio Leads, 12-2
 1972-73 A 76.-98Ohio
 1973-74 H 78.-102 ..Ohio
 1974-75 A 71.-85Ohio
 1975-76 A 69.-100 ..Ohio
 1976-77 H 83.-93Ohio
 1977-78 A 66.-79Ohio
 1978-79 H 74.-76Ohio
 1979-80 A 75.-76Ohio
 1980-81 H 83.-57CSU
 1998-99 H 64.-61CSU
 1999-00 A 82.-87Ohio
 2013-14 A 62.-64Ohio
 2015-16 H 67.-76Ohio
 2016-17 A 53.-71Ohio
 In Cleveland: CSU 2, Ohio 4
 Public Hall: CSU 0, Ohio 3
 QuickenLoansArena: CSU 0, Ohio 1
 Woodling Gym: CSU 1, Ohio 0
 WolsteinCenter: CSU 1, Ohio 0
 In Athens: Ohio 8, CSU 0

 OHIO STATE
 Ohio State Leads, 8-1
 1980-81 A 81.-89OSU
 1985-86 A 95.-99OSU
 1987-88 A 80.-86OSU
 1994-95 H 75.-73CSU
 1995-96 A 52.-75OSU
 2006-07 A 57.-78OSU
 2007-08 H 63.-80OSU
 2009-10 A 59.-72OSU
 2018-19 A 62.-89OSU
 In Cleveland: CSU 1, OSU 1
 RM FieldHouse: CSU 1, OSU 1
 In Columbus: CSU 0, OSU 7

 PURDUE FORT WAYNE
 Cleveland State Leads, 2-1
 1994-95 H 97.-76CSU
 2002-03 N 78.-71CSU
 2018-19 H 79.-82PFW
 In Cleveland: CSU 1, PFW 1
 WolsteinCenter: CSU 1, PFW 1
 Neutral: CSU 1, PFW 0

 ROBERT MORRIS
 Cleveland State Leads, 8-7
 1976-77 H 73.-74RMU
 1977-78 A 56.-67RMU
 H 82.-54CSU
 1978-79 A 71.-73RMU
 H 75.-66CSU
 1979-80 A 75.-66CSU

1980-81 H 64.-48CSU
 1981-82 A 63.-64RMU
 1982-83 H 69.-73RMU
 2009-10 H 70.-78RMU
 2010-11 H 58.-53CSU
 2011-12 A 62.-58CSU
 2012-13 A 62.-71RMU
 2013-14 H 87.-74CSU
 2019-20 H 70.-59CSU
 In Cleveland: CSU 6, RMU 3
 WolsteinCenter: CSU 3, RMU 1
 Woodling Gym: CSU 3, RMU 1
 Public Hall: CSU 0, RMU 1
 In MoonTownship: CSU 2, RMU 4

 TOLEDO
 Toledo Leads, 12-5
 1936-37 A 30.-54UT
 1971-72 A 66.-99UT
 1972-73 A 78.-90UT
 1987-88 A 76.-85UT
 1988-89 H 84.-77CSU
 1996-97 A 50.-75UT
 1995-96 H 44.-71UT
 2008-09 N 77.-56CSU
 2009-10 H 87.-63CSU
 2011-12 A 72.-64CSU
 2012-13 H 78.-73CSU
 2013-14 A 67.-71UT
 2014-15 H 54.-59UT
 2015-16 A 65.-76UT
 2017-18 H 62.-77UT
 2018-19 A 67.-80UT
 2019-20 H 65.-80UT
 In Cleveland: CSU 3, UT 4
 WolsteinCenter: CSU 2, UT 4
 Woodling Gym: CSU 1, UT 0
 In Toledo: CSU 1, UT 8
 Neutral: CSU 1, UT 0

 UIC
 Cleveland State Leads, 48-40
 1981-82 H 78.-76CSU
 A 75.-70CSU
 1982-83 H 81.-83UIC
 A 66.-75UIC
 1983-84 A 102.-108UIC
 H 75.-84UIC
 1984-85 H 72.-75UIC
 A 90.-72CSU
 1985-86 A 101.-77CSU
 H 113.-75CSU
 N 100.-84CSU
 1986-87 H 89.-100UIC
 A 108.-85CSU

2025-26 VIKINGS | HISTORY & RECORDS

N 94.-78.....CSU	H 73.-61.....CSU	1997-98 H 85.-67.....CSU	Neutral: CSU 2, WSU 2	1993-94 A 64.-67.....YSU
1987-88 A 90.-73.....CSU	2011-12 H 73.-56.....CSU	A 71.-67.....CSU		H 77.-72.....CSU
H 89.-69.....CSU	A 70.-42.....CSU	1998-99 A 74.-89.....WSU	YOUNGSTOWN STATE	1995-96 A 49.-59.....YSU
1988-89 H 91.-83.....CSU	2012-13 H 60.-50.....CSU	H 87.-64.....CSU	Cleveland State Leads, 51-44	1996-97 H 69.-61.....CSU
A 83.-80.....CSU	A 77.-66.....CSU	1999-00 H 69.-55.....CSU	1930-31 H 35.-18.....CSU	2001-02 H 71.-58.....CSU
1989-90 A 72.-75.....UIC	A 59.-82.....UIC	A 88.-91.....WSU	A 32.-34.....YSU	A 58.-48.....CSU
H 91.-79.....CSU	2013-14 A 74.-64.....CSU	2000-01 A 58.-67.....WSU	1931-32 H 21.-20.....CSU	2002-03 A 55.-57.....YSU
1990-91 H 58.-56.....CSU	H 73.-53.....CSU	H 77.-60.....CSU	A 16.-20.....YSU	H 86.-76.....CSU
A 76.-94.....UIC	2014-15 A 74.-69.....CSU	2001-02 H 64.-68.....WSU	1934-35 H 23.-37.....YSU	2003-04 A 82.-86.....YSU
1991-92 A 65.-79.....UIC	H 67.-59.....CSU	A 72.-87.....WSU	A 42.-32.....CSU	H 59.-61.....YSU
H 67.-72.....UIC	2015-16 H 70.-53.....CSU	2002-03 H 55.-52.....CSU	1935-36 H 28.-23.....CSU	2004-05 H 78.-62.....CSU
H 59.-83.....UIC	A 70.-72.....UIC	A 63.-76.....WSU	1936-37 A 27.-34.....YSU	A 78.-77.....CSU
1992-93 A 86.-73.....CSU	2016-17 H 54.-59.....UIC	2003-04 H 73.-78.....WSU	1947-48 H 43.-54.....YSU	2005-06 A 63.-50.....CSU
H 67.-64.....CSU	A 66.-63.....CSU	A 56.-72.....WSU	1948-49 A 44.-51.....YSU	H 63.-68.....YSU
N 68.-96.....UIC	2017-18 H 80.-87.....UIC	2004-05 A 57.-73.....WSU	1950-51 A 56.-61.....YSU	2006-07 A 63.-68.....YSU
1993-94 A 74.-103.....UIC	A 86.-78.....CSU	H 67.-53.....CSU	H 58.-75.....YSU	H 68.-55.....CSU
H 66.-65.....CSU	2018-19 A 56.-73.....UIC	2005-06 H 55.-58.....WSU	1951-52 H 48.-74.....YSU	2007-08 H 77.-54.....CSU
1994-95 A 72.-87.....UIC	H 77.-81.....UIC	A 63.-56.....CSU	A 39.-76.....YSU	A 65.-58.....CSU
1995-96 H 83.-69.....CSU	2019-20 A 66.-71.....UIC	2006-07 H 67.-78.....WSU	1952-53 A 39.-72.....YSU	2008-09 A 60.-64.....YSU
A 69.-73.....UIC	H 62.-64.....UIC	A 55.-68.....WSU	1953-54 H 55.-104.....YSU	H 58.-54.....CSU
1996-97 A 60.-92.....UIC	In Cleveland: CSU 22, UIC 18	2007-08 A 65.-63.....CSU	1966-67 A 74.-102.....YSU	2009-10 A 70.-48.....CSU
H 67.-75.....UIC	Public Hall: CSU 1, UIC 2	H 49.-55.....WSU	1967-68 H 66.-69.....YSU	H 77.-69.....CSU
N 42.-64.....UIC	WolsteinCenter: CSU16, UIC14	2008-09 A 62.-71.....WSU	1968-69 A 68.-73.....YSU	2010-11 A 61.-51.....CSU
1997-98 A 67.-83.....UIC	Woodling Gym: CSU 5, UIC 2	H 59.-50.....CSU	1969-70 A 48.-67.....YSU	H 86.-76.....CSU
H 72.-96.....UIC	In Chicago: CSU 23, UIC 20	2009-10 A 64.-73.....WSU	H 68.-78.....YSU	2011-12 H 67.-73.....YSU
1998-99 H 77.-89.....UIC	Neutral: CSU 3, UIC 2	H 68.-63.....CSU	1970-71 H 55.-76.....YSU	A 67.-47.....CSU
A 59.-56.....CSU		2010-11 H 65.-46.....CSU	A 65.-79.....YSU	2012-13 A 59.-73.....YSU
1999-00 A 91.-89.....CSU	WRIGHT STATE	A 74.-72.....CSU	1971-72 H 69.-80.....YSU	H 66.-60.....CSU
H 85.-73.....CSU	Wright State Leads, 41-34	N 73.-59.....CSU	A 62.-79.....YSU	2013-14 A 66.-67.....YSU
A 54.-70.....UIC	1971-72 H 75.-65.....CSU	2011-12 A 45.-43.....CSU	1972-73 A 71.-53.....CSU	H 70.-69.....CSU
2000-01 H 71.-62.....CSU	1972-73 H 48.-52.....WSU	H 77.-55.....CSU	H 72.-66.....CSU	2014-15 A 74.-61.....CSU
A 65.-64.....CSU	1973-74 A 45.-69.....WSU	2012-13 A 53.-69.....WSU	1973-74 A 81.-84.....YSU	H 73.-60.....CSU
N 62.-61.....CSU	1974-75 A 53.-58.....WSU	H 41.-50.....WSU	H 99.-93.....CSU	2015-16 H 55.-70.....YSU
2001-02 A 83.-69.....CSU	H 75.-60.....CSU	2013-14 H 46.-49.....WSU	1974-75 A 93.-89.....CSU	A 64.-59.....CSU
H 76.-70.....CSU	1975-76 A 73.-75.....WSU	A 72.-68.....CSU	1975-76 H 88.-86.....CSU	2016-17 A 64.-67.....YSU
2002-03 A 63.-69.....UIC	H 62.-76.....WSU	N 63.-68.....WSU	1976-77 A 65.-90.....YSU	H 69.-55.....CSU
H 74.-87.....UIC	1976-77 H 56.-77.....WSU	2014-15 A 55.-50.....CSU	1977-78 H 57.-56.....CSU	N 69.-84.....YSU
2003-04 A 68.-83.....UIC	A 74.-67.....CSU	H 88.-72.....CSU	1978-79 A 74.-70.....CSU	2017-18 H 77.-80.....YSU
H 56.-67.....UIC	1977-78 H 77.-62.....CSU	2015-16 A 53.-70.....WSU	1979-80 H 72.-77.....YSU	A 99.-94.....CSU
2004-05 A 57.-74.....UIC	1978-79 A 64.-78.....WSU	H 51.-55.....WSU	1980-81 H 94.-63.....CSU	N 72.-71.....CSU
H 66.-73.....UIC	1990-91 H 99.-92.....CSU	2016-17 A 51.-55.....WSU	A 59.-56.....CSU	2018-19 H 72.-62.....CSU
A 65.-84.....UIC	1991-92 A 55.-52.....CSU	H 68.-74.....WSU	1981-82 A 55.-67.....YSU	A 89.-80.....CSU
2005-06 A 87.-83.....CSU	H 85.-67.....CSU	2017-18 H 77.-74.....CSU	H 91.-71.....CSU	2019-20 H 82.-74.....CSU
H 67.-72.....UIC	1992-93 A 99.-91.....CSU	A 63.-72.....WSU	1982-83 H 57.-65.....YSU	A 55.-67.....YSU
2006-07 H 62.-72.....UIC	H 91.-85.....CSU	N 57.-74.....WSU	A 77.-99.....YSU	In Cleveland: CSU 30, YSU 16
A 60.-55.....CSU	1993-94 A 84.-77.....CSU	2018-19 H 66.-89.....WSU	1984-85 A 63.-70.....YSU	Cleveland Arena: CSU0, YSU 1
2007-08 H 68.-51.....CSU	H 68.-69.....WSU	A 61.-87.....WSU	1985-86 H 101.-69.....CSU	Public Hall: CSU 1, YSU 3
A 68.-74.....UIC	N 70.-67.....CSU	2019-20 A 62.-75.....WSU	1986-87 A 87.-73.....CSU	QuickenLoansArena: CSU0, YSU 1
2008-09 H 79.-69.....CSU	1994-95 H 74.-82.....WSU	H 74.-81.....WSU	1987-88 H 103.-75.....CSU	Tri-C: CSU 0, YSU 1
A 66.-63.....CSU	A 60.-78.....WSU	In Cleveland: CSU 20, WSU 16	1988-89 A 97.-90.....CSU	WolsteinCenter: CSU 18, YSU 4
N 67.-64.....CSU	A 81.-88.....WSU	Public Hall: CSU 1, WSU 1	1989-90 H 83.-67.....CSU	Woodling Gym: CSU 8, YSU 1
2009-10 H 70.-63.....CSU	1995-96 H 83.-68.....CSU	QuickenLoansArena: CSU0, WSU 1	1990-91 A 91.-87.....CSU	Cleve.(Unknown): CSU3, YSU5
A 74.-63.....CSU	A 54.-65.....WSU	WolsteinCenter: CSU17, WSU12	1991-92 H 93.-70.....CSU	In Youngstown: CSU20, YSU27
2010-11 H 83.-59.....CSU	1996-97 H 79.-76.....CSU	Woodling Gym: CSU 2, WSU 2	1992-93 H 88.-48.....CSU	Neutral: CSU 1, YSU 1
A 63.-49.....CSU	A 74.-71.....CSU	In Fairborn: CSU 12, WSU 23	A 96.-78.....CSU	

RETIRED NUMBERS

10

Ken McFadden
1985-89

14

Franklin Edwards
1977-81

30

Norris Cole
2007-11

BASKETBALL HALL OF FAME

John McLendon
Head Coach
1966-69

CSU ATHLETIC HALL OF FAME

BASKETBALL INDUCTEES

	Year Graduated	Year Inducted
Danferd C. Avis	1951	1980
Eddie Bryant	1987	2001
J'Nathan Bullock	2009	2019
Norris Cole	2011	2023
Ray Dieringer	Coach	1998
Gale Drummer	--	2012
Tony Fedor	1961	1999
Shawn Hood	1988	2001
Ed Hrdicka	1938	1977
Fred Infield	1957	1998
David Jacklitch	1951	1976
Alex Jamieson	1937	1981
Leo Johnson, Jr.	1971	1981
Alfred Jones	1937	1975
George Kappos	1953	1978
David Liam Kyle	1977	1987
Weldon Kytle	1966	1976
Dennis Lenk	1968	1982
Ken McFadden	1997	1999
John McLendon	Coach	2007
Eric Mudd	1988	1998
Ted Okonski	1934	1980
William Pugh	1941	1981
Clinton Ransey	1987	2022
James Rodriguez	Coach	1995
John Shaughnessy	1950	1979
Joe Skupski	1975	2002
Ralph Staten	1935	1985
Mike Sweeney	1982	2005
Darren Tillis	1996	1999
Dennis Turkall	1965	1978
Homer Woodling	Coach	1976
Don Yontz	1960	1980

Media Guidelines

Credentials: Media and photo credentials may be secured by contacting the Sports Information Office. Credential requests must be received by the Sports Information Office no later than 24 hours in advance of game and may be made via e-mail (w.g.hartman41@csuohio.edu). Credentials will be held at Media Will Call (Gate B) for pickup on the day of the game unless other arrangements are made. Credentials shall be allocated and space in the media seating areas shall be assigned by the following priority:

- (1) originating radio and television outlets;
- (2) daily newspapers providing regular coverage of Cleveland State and its opponent;
- (3) national news agencies servicing the print and broadcast media;
- (4) radio and television outlets providing regular coverage of Cleveland State and its opponent;
- (5) national or regional print, broadcast and electronic media;
- (6) officially-sanctioned student media, specialty publications and electronic publications of Cleveland State and its opponent;
- (7) other types of print and broadcast media.

Photographers: Are limited to working in the designated areas at each end of the court, unless special arrangements have been made. Court-side lighting averages 180 candle power and is daylight-equivalent.

Postgame Interviews: Head coach Dennis Gates and a select number of players will be brought to the interview room. The Cleveland State locker room is closed to all members of the media. Players requested for interview by the media will be brought to the interview room in the Wolstein Center; or, when on the road, to an interview area.

Practices: Practices are open to the media and are generally held in the afternoon. Media may have access to the players and coaches at the practice site 15 minutes before practice and following the conclusion of practice. Please check with the Sports Information Office if you plan to attend practices so you can confirm availability.

Weekly Releases: Cleveland State basketball information and statistics are available to the media via several avenues. The releases are available in PDF and text format on the CSU Athletic Department website (CSUVikings.com). To obtain the weekly release via e-mail, please send a request to Billy Hartman (w.g.hartman41@csuohio.edu).

Web Site: Cleveland State University Athletics news is available on the internet. CSU's official homepage, continually updated by the Sports Information Office, may be found at the following web address: www.CSUVikings.com

Player Interview Policy: Media wishing to interview Cleveland State players on dates other than game days should contact the Sports Information Office. The Sports Information Office shall arrange a time in which the player(s) can call or meet the media representative(s). Players will be available immediately before and after the practices sessions. The players are not be accessible to the media on game days prior to the game. Media members are asked to honor the athletic department's request that they refrain from contacting CSU student-athletes away from practice without first contacting the Sports Information Department. CSU student-athletes have been instructed to decline all interview requests that have not been arranged through Sports Information.

Statistics: Play-by-play and statistics will be available during and after each game in the Wolstein Center.

Parking Passes: May be obtained only by making requests for credentials one week in advance of the game to allow for safe delivery.

Tickets: Tickets are available by phone at (216) 687-4848, in person at the Wolstein Center Box Office and/or online at www.CSUVikings.com

Radio: All CSU basketball games can be heard live on either AM 1420 WHK or AM 1220 WHKW with Al Pawlowski providing the play-by-play.

