



PROGRAM HISTORY

Bentley Basketball Achievements

Bentley is one of only three Division II teams in the nation that has reached the NCAA Sweet 16 at least eight times since 2005 and one of five to do so at least seven times since 2007

Bentley has the seventh best winning percentage in Division II history

Bentley has won at least 20 games 18 times, including seven straight seasons from 2005-11

Bentley has the best winning percentage, both Northeast-10 and overall, since the conference was created

Bentley has accounted for eight of the 24 25-win seasons in Northeast-10 Conference history. No other program has more than three since the NE-10 debuted in 1980

The Falcons also have 3 of the 4 30-win seasons in conference history

Bentley captured the NCAA Regional Championship and advanced to the Elite Eight in 2007, 2008, 2010 and 2022

Bentley has won at least 90 percent of its games four times (1971-72, 1974-75, 2006-07 and 2007-08), and has had a winning percentage of at least .750 18 times

Bentley won an unprecedented five straight Northeast-10 regular season championships from 2005-09 and has a record 11 overall

Bentley won 55 consecutive regular season games from Feb. 2006 to Nov. 2008, an NCAA Div. II record, as well as 55 straight against conference opponents

Bentley has been ranked #1 in Division II on four different occasions (1979, 1989, 2005 and the entire 2007-08 regular season)

Bentley won its first 32 games during the 2006-07 season and its first 34 the following season, twice breaking New England all-division record for longest winning streak

Since its first NCAA tournament in 1972, Bentley is one of only 15 Division II teams to earn at least 20 NCAA tourney berths



Bentley Men's Basketball



Bentley Basketball Timeline

THE SIXTIES AND SEVENTIES

- In 1962, the Bentley administration agreed to start a basketball program.
- Al Shields was hired as the first coach and an informal team played first small schedule in 1962-63.
- The inaugural varsity team in 1963-64 achieved a record of 16-5.
- Early home courts were the Boston YWCA, Cambridge YMCA and Catholic Boys Guidance Center.
- Teams then played home games at multiple Waltham sites before and after the campus completion.
- The school moved from downtown Boston to Waltham in September of 1968.



- The teams achieved a 124-56 record over the first seven years of varsity basketball.
- The 1971-72 team posted a 26-game winning streak and made its first ever NCAA tournament appearance.
- The 1972-73 team followed that up with a 24-3 record and made a return trip to NCAA.
- The Dana Athletic Center opened in 1973. Our all-time record in the building stands at 518-197.
- The program made five straight appearances in the NCAA tournament from 1972-76.

- Jimmy Fuerst '73 was named an Academic All America in 1973.
- Brian Hammel '75 and Al Grenfell '75 were both named as NABC All-Americans.
- Brian Hammel was named the school's second head coach in 1978.
- The 1978-79 team was ranked #1 nationally on its way to a sixth NCAA appearance.

THE EIGHTIES AND NINETIES

- With Bentley as a charter member, the Northeast-7 Conference was formed. It grew into the NE-8 before becoming the NE10.
- Frank Sullivan was named the school's third head coach in 1985.
- The 1984-85 team achieved a 25-6 record and won its first conference regular season championship on the way to a seventh NCAA bid.
- The 1988-89 team was also 25-6 and had a number one ranking nationally before receiving an eighth NCAA bid.
- Nine Bentley players named all-conference in the 80's.
- Jay Lawson was named the school's fourth head coach in 1991.
- The 1992-93 team won at Rollins, upsetting the nation's #1 ranked team.
- The 1992-93 team finished 24-7 and captured the conference regular season championship.
- The 1992-93 Falcons also earned a ninth bid to the NCAA.
- The 1995-96 team began a string of 17 consecutive winning seasons.
- Nine Bentley players were selected all-conference in the 90's.

2000-PRESENT

- The NE10 grew to 16 schools and a 22-game conference schedule at the turn of the century.
- Bentley has a .734 winning percentage in conference games since the expansion.



Bentley Men's Basketball



Bentley Basketball Timeline

- The 2001-02 team won the NE10 Tournament to earn the program's tenth trip to the NCAA tournament.
- The 2004-05 team won a school-record 30 games, was ranked #1 nationally and reached the Sweet Sixteen Round of the NCAA tournament.
- From 2004-09, Bentley earned an unprecedented five straight NE10 regular season championships.
- The 2006-07 team's win streak of 32 broke the New England record of 29 set by a Bob Cousy-led Holy Cross squad 57 years earlier.
- The 2007-08 team bettered the record again with 34 straight wins and was ranked #1 in the country for 14 straight weeks.
- From 2005-11, Bentley reached the Sweet Sixteen six out of seven years (including a run of five straight).
- In 2007, 2008 and 2010, the team advanced to the Elite Eight and twice made it to the national semifinal before losing to the eventual champions.
- Bentley set an NCAA Division II record with 55 straight regular season victories from February 2006-November 2008.
- Bentley also won 55 straight vs NE10 opponents from November 2006-November 2008.
- In a three-and-a-half-year period, the program experienced two tragic losses as Sean Williams (a senior manager) and Joey Glynn (a freshman player) both died far too young during their college experiences.
- The 2015-16 team won the NE10 regular season championship and earned the program's 18th trip to the NCAA.
- The Northeast-10 Conference canceled the 2020-21



season because of Covid-19. Bentley basketball played zero games.

- The 2021-22 team followed the shutdown year with a 25-5 season and won the regular season conference championship, the playoff championship and the NCAA regional championship to make the program's fourth trip to the Elite Eight since 2007.
- The 2022-23 team achieved a 23-7 record and advanced to the Sweet Sixteen for the eighth time since 2005.
- 27 Bentley players named all-conference since 2000.

60 YEAR ACHIEVEMENTS

- There have been 59 seasons in the last 60 years (2020-21 season canceled due to the pandemic).
- The all-time record stands at 1071-566 and the all-time winning percentage of .654 is seventh highest amongst 291 NCAA Division II schools.
- Bentley has accounted for eight of the 24 25-win seasons in NE10 history. No other program has more than three. We also account for three of the four 30-win seasons in conference history.
- Bentley has advanced to the NCAA regional championship game 11 times.
- Bentley has reached the prestigious Elite Eight four times and advanced twice to the Final Four.
- Bentley has spent 78 weeks ranked in the top ten, 50 in the top five and 17 at #1.
- Bentley has had players named to the NABC All American Team 10 times.
- Bentley has had players selected for Academic All America honors seven times.
- Our all-time roster lists 287 players and 33 coaches over the past 60 years.



Bentley Men's Basketball



Year-by-Year Records

YEAR	COACH	OVERALL	NE-10	FINISH	SCORING LEADER	AVG	REBOUND LEADER	AVG
1963-64	Al Shields	16-5			Bob Fisher	16.0	Bob Walker	14.4
1964-65	Shields	18-5			Benton Sheffield	19.7	Bob Walker	13.6
1965-66	Shields	15-6			Mike Driscoll	16.2	Bob Walker	12.1
1966-67	Shields	18-4			Bob Walker	16.9	Bob Walker	14.1
1967-68	Shields	14-8			Mike Driscoll	20.2	Benton Sheffield	11.5
1968-69	Shields	10-12			Ray Andersen	22.8	Ray Andersen	12.8
1969-70	Shields	17-8			Ray Andersen	19.3	Ray Andersen	12.3
1970-71	Shields	16-8			Ray Andersen	18.6	Scott Conrad	15.0
1971-72	Shields	26-2			Al Grenfell	15.4	Scott Conrad	11.3
1972-73	Shields	24-3			Bert Hammel	17.3	Al Grenfell	10.8
1973-74	Shields	18-7			Brian Hammel	19.7	Mark Shea	12.4
1974-75	Shields	23-2			Brian Hammel	20.8	Al Grenfell	11.0
1975-76	Shields	17-12			Marty Bricketto	15.4	Charlie Wootton	11.4
1976-77	Shields	12-13			Charlie Wootton	17.3	Charlie Wootton	11.1
1977-78	Shields (258-106)	14-11			Charlie Wootton	17.5	Charlie Wootton	11.2
1978-79	Brian Hammel	22-6			Paul Faison	16.1	Lou Gervais	7.7
1979-80	Hammel	15-10			Paul Faison	17.1	Kevin Bower	7.8
1980-81	Hammel	11-16	2-4	T-5	Don Wilcenski	17.7	Todd Orlando	10.1
1981-82	Hammel	7-20	2-10	7th	Todd Orlando	16.5	Todd Orlando	8.9
1982-83	Hammel	18-9	11-3	2nd	Don Wilcenski	15.9	Todd Orlando	9.6
1983-84	Hammel (91-70)	18-9	9-3	3rd	Todd Orlando	15.9	Todd Orlando	9.3
1984-85	Frank Sullivan	25-6	13-1	T-1	Mark Calzonetti	13.2	Mark Calzonetti	5.2
1985-86	Sullivan	8-19	3-11	8th	Derek Dixon	19.0	Derek Dixon	5.6
1986-87	Sullivan	11-16	5-9	6th	Derek Dixon	20.7	John Schmuck	6.6
1987-88	Sullivan	19-9	13-5	T-2	Billy Holden	22.0	Brian Walmsley	5.3
1988-89	Sullivan	25-6	15-3	1st	Jim Ferrer	21.6	Tim Buckley	7.2
1989-90	Sullivan	15-12	11-7	T-3	Billy Holden	21.5	Tim Buckley	8.0
1990-91	Sullivan (114-86)	11-18	7-11	T-6	Sean Wood	15.6	Sean Wood	7.0
1991-92	Jay Lawson	17-10	10-8	4th	Sean Wood	15.6	Sean Wood	6.5
1992-93	Lawson	24-7	15-3	1st	Alexander Hall	14.3	Alexander Hall	8.5
1993-94	Lawson	14-13	8-10	T-7	Bret McHenry	18.3	J.D. Asselta	9.2
1994-95	Lawson	10-17	7-11	T-7	J.D. Asselta	18.6	J.D. Asselta	11.0
1995-96	Lawson	18-9	11-5	T-2	J.D. Asselta	18.4	Rudy Hall	7.8
1996-97	Lawson	16-11	10-8	T-4	Alex Mavroukas	14.9	Rudy Hall	7.2
1997-98	Lawson	16-11	11-9	T-5	Jamie Baker	16.9	Rudy Hall	8.0
1998-99	Lawson	16-12	8-10	T-6	Jamie Baker	18.0	Lamar Reddicks	7.6
1999-2000	Lawson	17-11	10-8	5th	Mark Argust	15.6	Lamar Reddicks	8.2
2000-01	Lawson	18-13	13-9	4th	Kevin Van Dam	15.9	Mark Argust	6.7
2001-02	Lawson	20-10	16-6	T-3	Kevin Van Dam	17.9	Jeff Bishop	7.3
2002-03	Lawson	17-12	12-10	T-6	Jeff Bishop	16.2	Jeff Bishop	8.1
2003-04	Lawson	18-11	15-7	T-2	Sean Cooke	16.0	Chris Tardif	5.4
2004-05	Lawson	30-6	20-2	1st	Tim Forbes	17.2	Greg Lacasse	7.1
2005-06	Lawson	21-9	17-5	T-1	Sean Cooke	15.1	Jeff Holmes	6.8
2006-07	Lawson	32-1	22-0	1st	Nate Fritsch	12.3	Jeff Holmes	5.6
2007-08	Lawson	34-1	22-0	1st	Jason Westrol	15.1	Jason Westrol	6.4
2008-09	Lawson	26-7	18-4	1st	Jason Westrol	18.3	Brian Tracey	6.5
2009-10	Lawson	26-7	17-5	2nd	Jason Westrol	21.1	Brian Tracey	8.8
2010-11	Lawson	24-8	18-4	1st	Brian Tracey	17.2	Brian Tracey	8.0
2011-12	Lawson	15-12	11-11	T-7	Sam Leclerc	15.5	Sam Leclerc	6.1
2012-13	Lawson	11-15	9-13	T-11	Tyler McFarland	15.5	Tyler McFarland	8.4
2013-14	Lawson	18-11	11-10	5th (NE)	Tyler McFarland	18.0	Tyler McFarland	7.0
2014-15	Lawson	15-12	10-11	T-5th (NE)	Tyler McFarland	19.1	Tyler McFarland	7.2
2015-16	Lawson	21-9	16-5	1st (NE)	Tyler McFarland	22.6	Tyler McFarland	7.5
2016-17	Lawson	14-13	11-10	5th (NE)	Ryan Richmond	22.6	Brandon Wheeler	8.8
2017-18	Lawson	16-12	12-9	T-3rd (NE)	Ryan Richmond	23.9	Brandon Wheeler	7.1
2018-19	Lawson	19-10	12-9	3rd (NE)	Ryan Richmond	23.0	Chris Hudson	8.2
2019-20	Lawson	17-12	9-10	t-4th (NE)	Chris Hudson	19.0	Chris Hudson	7.4
2020-21	Lawson	Season canceled due to the pandemic						
2021-22	Lawson	25-5	14-5	1st (NE)	Colton Lawrence	15.7	Jordan Mello-Klein	8.4
2022-23	Lawson (608-304)	23-7	15-5	2nd	Zach Laput	20.4	Matt Leritz	9.1
Totals	59 years	1071-566 (.654)	501-291 (.633)					

Bentley Men's Basketball



Year-by-Year Leaders

	Points		Rebounds		Assists
1963-64	Bob Fisher	319	Brian Kelly	232	
1964-65	Benton Sheffield	452	Bob Walker	313	
1965-66	Mike Driscoll	337	Bob Walker	241	
1966-67	Bob Walker	371	Bob Walker	310	Gerry Robillard
1967-68	Mike Driscoll	445	Benton Sheffield	252	154
1968-69	Ray Andersen	501	Ray Andersen	281	
1969-70	Ray Andersen	482	Ray Andersen	308	
1970-71	Ray Andersen	446	Scott Conrad	361	
1971-72	Al Grenfell	415	Scott Conrad	316	
1972-73	Bert Hammel	467	Al Grenfell	291	Brian Hammel
1973-74	Brian Hammel	493	Mark Shea	311	219
1974-75	Brian Hammel	520	Al Grenfell	275	Brian Hammel
1975-76	Marty Bricketto	448	Charlie Wootton	332	151
1976-77	Charlie Wootton	381	Charlie Wootton	245	Robbie Robinson
1977-78	Charlie Wootton	438	Charlie Wootton	281	153
1978-79	Paul Faison	450	Lou Gervais	215	Robbie Robinson
1979-80	Paul Faison	428	Kevin Bower	196	146
1980-81	Don Wilcenski	478	Todd Orlando	272	Hank Vetrano
1981-82	Todd Orlando	445	Todd Orlando	241	217
1982-83	Don Wilcenski	430	Todd Orlando	259	Hank Vetrano
1983-84	Todd Orlando	429	Todd Orlando	252	228
1984-85	Mark Calzonetti	409	Mark Calzonetti	162	Andy Kupec
1985-86	Derek Dixon	512	Derek Dixon	152	167
1986-87	Derek Dixon	558	John Schmuck	179	Andy Kupec
1987-88	Billy Holden	617	Brian Walmsley	147	201
1988-89	Jim Ferrer	669	Tim Buckley	223	Andy Kupec
1989-90	Billy Holden	580	Tim Buckley	217	141
1990-91	Sean Wood	452	Sean Wood	202	Andy Kupec
1991-92	Alexander Hall	373	Alexander Hall	206	122
1992-93	Alexander Hall	443	Alexander Hall	264	Chad Woodley
1993-94	Bret McHenry	493	J.D. Asselta	248	126
1994-95	J.D. Asselta	502	J.D. Asselta	296	Mark Calzonetti
1995-96	J.D. Asselta	497	Rudy Hall	210	131
1996-97	Alex Mavroukas	403	Rudy Hall	194	Andres Cabrero
1997-98	Jamie Baker	455	Lamar Reddicks	184	180
1998-99	Jamie Baker	504	Lamar Reddicks	212	Brian Walmsley
1999-00	Mark Argust	436	Lamar Reddicks	230	124
2000-01	Kevin Van Dam	492	Mark Argust	193	Jim Ferrer
2001-02	Kevin Van Dam	536	Jeff Bishop	219	309
2002-03	Jeff Bishop	470	Jeff Bishop	236	Billy Holden
2003-04	Sean Cooke	465	Chris Tardif	156	238
2004-05	Tim Forbes	603	Greg Lacasse	235	Tom Quinlan
2005-06	Sean Cooke	437	Nate Fritsch	200	140
2006-07	Nate Fritsch	407	Jeff Holmes	186	Tom Quinlan
2007-08	Jason Westrol	529	Jason Westrol	223	177
2008-09	Jason Westrol	657	Brian Tracey	239	Tom Quinlan
2009-10	Jason Westrol	696	Brian Tracey	292	172
2010-11	Brian Tracey	534	Brian Tracey	247	John Sagarino
2011-12	Sam Leclerc	419	Sam Leclerc	165	132
2012-13	Tyler McFarland	402	Tyler McFarland	218	Alex Mavroukas
2013-14	Tyler McFarland	521	Tyler McFarland	203	175
2014-15	Tyler McFarland	517	Tyler McFarland	194	Alex Mavroukas
2015-16	Tyler McFarland	678	Tyler McFarland	226	156
2016-17	Ryan Richmond	609	Brandon Wheeler	238	Alex Mavroukas
2017-18	Ryan Richmond	662	Brandon Wheeler	200	157
2018-19	Ryan Richmond	667	Chris Hudson	238	Pat Durgin
2019-20	Chris Hudson	550	Chris Hudson	215	109
2021-22	Zach Laput	444	Jordan Mello-Klein	244	Pat Durgin
2022-23	Zach Laput	611	Matt Leritz	272	118
					130
					136
					121
					141
					153
					118
					132
					143
					143
					134
					89
					110
					85
					122
					97
					100
					73
					99
					106
					160
					151
					105

Bentley Men's Basketball



Year-by-Year Leaders

	FG Percentage (Min. 3 FG/G)	3-Pointers	FT Percentage (Min. 2 FT/G)
1963-64	Bob Walker .536		Bob Fisher .742
1964-65	Benton Sheffield .583		Bob Watson .730
1965-66	Bob Watson .563		Gerry Robillard .763
1966-67	Bob Watson .584		Gerry Robillard .745
1967-68	Bob Martin .636		Don Moorhead .852
1968-69	Ray Andersen .467		Mike Driscoll .803
1969-70	Scott Conrad .533		Ray Andersen .713
1970-71	Ray Andersen .562		Jim Fuerst .671
1971-72	Al Grenfell .537		Bert Hammel .786
1972-73	Jim Fuerst .594		Bert Hammel .770
1973-74	Al Grenfell .546		Brian Hammel .835
1974-75	Al Grenfell .611		Robbie Robinson .893
1975-76	Mark Shea .503		Robbie Robinson .795
1976-77	Kevin Bower .530		Kevin Bower .883
1977-78	Joe Betley .543		Jack Sparks .908
1978-79	Paul Faison .611		Jack Sparks .905
1979-80	Kevin Bower .592		Paul Faison .872
1980-81	Todd Orlando .620		Don Wilcenski .680
1981-82	Todd Orlando .585		Todd Orlando .713
1982-83	Todd Orlando .627		Andy Kupec .875
1983-84	Todd Orlando .636		Mark Calzonetti .748
1984-85	Kip Jones .638		Eric Wilkinson .765
1985-86	Stephen Whirty .533		Andres Cabrero .832
1986-87	Derek Dixon .556	Billy Holden 29	Stephen Whirty .709
1987-88	Sean Wood .629	Billy Holden 72	John Schmuck .849
1988-89	Joe Hart .560	Jim Ferrer 64	John Schmuck .845
1989-90	Joe Hart .538	Billy Holden 56	Billy Holden .780
1990-91	Sean Wood .512	Marcus Stewart 50	Sean Wood .735
1991-92	Sean Wood .539	Marcus Stewart 45	John Sagarino .841
1992-93	Alexander Hall .519	Tom Quinlan 67	Bret McHenry .819
1993-94	J.D. Asselta .567	Bret McHenry 66	Bret McHenry .760
1994-95	J.D. Asselta .603	John Sagarino 48	John Sagarino .834
1995-96	J.D. Asselta .620	Brad Walker 67	Brad Walker .805
1996-97	Lamar Reddicks .511	Jamie Baker 65	Jamie Baker .902
1997-98	Lamar Reddicks .610	Jamie Baker 72	Alex Mavroukas .777
1998-99	Mark Argust .597	Jamie Baker 87	Jamie Baker .813
1999-00	Mark Argust .589	Kevin Van Dam 61	Kevin Van Dam .806
2000-01	Mark Argust .643	Kevin Van Dam 74	Mike Mastropaolo .824
2001-02	Andy Erickson .582	Kevin Van Dam 76	Mike Mastropaolo .893
2002-03	Andy Erickson .522	Mike McNally 44	Tim Forbes .830
2003-04	Greg Lacasse .539	Sean Cooke 88	Tim Forbes .865
2004-05	Greg Lacasse .545	Tim Forbes 95	Tim Forbes .843
2005-06	Jeff Holmes .602	Tim Forbes 79	Sean Cooke .804
2006-07	Jeff Holmes .576	Yusuf Abdul-Ali 55	Nate Fritsch .849
2007-08	Jason Westrol .524	Mike Quinn 70	Lew Finnegan .838
2008-09	Brian Tracey .535	Lew Finnegan 71	Brian Tracey .800
2009-10	Jason Westrol .473	Mike Quinn 58	Brian Tracey .842
2010-11	Brian Tracey .476	Mike Quinn 56	Tom Dowling .790
2011-12	Andrew Shaw .460	Jasper Grassa 82	Sam Leclerc .835
2012-13	Tyler McFarland .439	Jasper Grassa 80	Tyler McFarland .835
2013-14	Tyler McFarland .540	Jasper Grassa 80	Tyler McFarland .880
2014-15	Tyler McFarland .516	Keegan Hyland 66	Tyler McFarland .856
2015-16	Keegan Hyland .505	Alex Furness 80	Tyler McFarland .885
2016-17	Brandon Wheeler .520	Matt Barr 61	Ryan Richmond .852
2017-18	Chris Hudson .566	Ryan Richmond 55	Chris Hudson .838
2018-19	Chris Hudson .508	Colton Lawrence 67	Ryan Richmond .891
2019-20	Chris Hudson .566	Mason Webb 67	Mason Webb .913
2021-22	Zach Laput .510	Jordan Mello-Klein 77	Zach Laput .868
2022-23	Matt Leritz .558	Mason Webb 67	Mason Webb .910

Bentley Men's Basketball



Bentley Postseason Action

- 1971 NAIA Tournament**
Rhode Island College 91, Bentley 89
- 1972 NCAA College Div. Regional (at Worcester, Mass.)**
Bentley 96, Sacred Heart 79
Assumption 109, Bentley 103
- 1973 NCAA College Div. Regional (at Worcester, Mass.)**
Bentley 109, Bridgeport 106 (3 ot)
Assumption 87, Bentley 85
- 1974 NCAA Div. II Regional (at Bentley)**
Assumption 85, Bentley 83
St. Michael's 99, Bentley 91
- 1975 NCAA Div. II Regional (at Bentley)**
Bentley 99, Hartford 82
Assumption 87, Bentley 82
- 1976 NCAA Div. II Regional (at Fairfield, Conn.)**
Bridgeport 93, Bentley 86
Bentley 83, Quinnipiac 77
- 1979 NCAA Div. II Regional (at Bentley)**
Assumption 89, Bentley 78
Bentley 104, Quinnipiac 93
- 1981 Northeast-7 Championships**
Bryant 72, Bentley 56
- 1982 Northeast-8 Championships**
Springfield 91, Bentley 77
- 1983 Northeast-8 Championships**
Hartford 72, Bentley 70
- 1984 Northeast-8 Championships**
Springfield 60, Bentley 59
- 1985 Northeast-8 Championships**
Bentley 42, Saint Anselm 41
Springfield 61, Bentley 48
- 1985 NCAA Div. II Regional (at Springfield, Mass.)**
AIC 65, Bentley 49
Bridgeport 83, Bentley 67
- 1986 Northeast-8 Championships**
Bentley 77, Saint Anselm 69 (ot)
Springfield 56, Bentley 55
- 1987 Northeast-8 Championships**
Merrimack 70, Bentley 69
- 1988 Northeast-10 Championships**
Bentley 100, AIC 91
Quinnipiac 94, Bentley 91
Bentley 112, Saint Anselm 102
- 1989 Northeast-10 Championships**
Bentley 95, Quinnipiac 76
Bentley 94, Saint Anselm 87
Stonehill 116, Bentley 111
- 1989 NCAA Div. II Regional (at Bentley)**
Sacred Heart 103, Bentley 88
Bentley 129, Stonehill 118
- 1990 Northeast-10 Championships**
AIC 91, Bentley 86
- 1991 Northeast-10 Championships**
Bentley 99, Merrimack 93 (ot)
Bentley 87, Saint Anselm 76
Assumption 89, Bentley 72
- 1992 Northeast-10 Championships**
Saint Anselm 102, Bentley 91
- 1993 Northeast-10 Championships**
Bentley 87, Merrimack 67
Bentley 93, Quinnipiac 89
Saint Anselm 79, Bentley 74
- 1993 NCAA Div. II Regional (at Manchester, N.H.)**
Franklin Pierce 95, Bentley 74
Bentley 109, Saint Anselm 90
- 1994 Northeast-10 Championships**
Merrimack 78, Bentley 67
- 1995 Northeast-10 Championships**
Saint Anselm 68, Bentley 66
- 1996 Northeast-10 Championships**
AIC 87, Bentley 85
- 1997 Northeast-10 Championships**
Bryant 83, Bentley 76
- 1998 Northeast-10 Championships**
Saint Anselm 71, Bentley 66
- 1999 Northeast-10 Championships**
Bentley 99, Pace 80
St. Michael's 87, Bentley 76
- 2000 Northeast-10 Championships**
Bentley 70, St. Michael's 68
Merrimack 77, Bentley 67
- 2001 Northeast-10 Championships**
Bentley 65, Pace 64
St. Michael's 83, Bentley 81
- 2002 Northeast-10 Championships**
Bentley 88, So. New Hampshire 74
Bentley 72, Assumption 64
Bentley 78, Saint Anselm 72
- 2002 NCAA Div. II Regional (at Old Westbury, N.Y.)**
UMass-Lowell 72, Bentley 70
- 2003 Northeast-10 Championships**
Bentley 88, Saint Anselm 76
So. New Hampshire 83, Bentley 70
- 2004 Northeast-10 Championships**
Bentley 83, Saint Anselm 82 (ot)
So. New Hampshire 75, Bentley 61
- 2005 Northeast-10 Championships**
Bentley 95, Pace 78
Bentley 105, So. New Hampshire 85
Saint Anselm 79, Bentley 74
- 2005 NCAA Div. II Regional (at Bentley)**
Bentley 85, Queens 68
Bentley 90, So. New Hampshire 84
Bryant 74, Bentley 64
- 2006 Northeast-10 Championships**
Bentley 82, Merrimack 56
Saint Anselm 96, Bentley 82 (ot)
- 2006 NCAA Div. II Regional (at Easton, Mass.)**
Adelphi 90, Bentley 86
- 2007 Northeast-10 Championships**
Bentley 77, Saint Anselm 43
Bentley 85, Bryant 74
Bentley 71, Saint Rose 61
- 2007 NCAA Div. II Regional (at Bentley)**
Bentley 59, Caldwell 56
Bentley 60, Bridgeport 45
Bentley 63, Bryant 54
- 2007 NCAA Elite Eight (at Springfield, Mass.)**
Winona State 64, Bentley 51
- 2008 Northeast-10 Championships**
Bentley 67, Le Moyne 64 (ot)
Bentley 78, Stonehill 69
Bentley 93, Assumption 77
- 2008 NCAA Div. II Regional (at Bentley)**
Bentley 81, Merrimack 68
Bentley 60, Bryant 41
Bentley 88, Assumption 72
- 2008 NCAA Elite Eight (at Springfield, Mass.)**
Bentley 102, North Alabama 92
Winona State 86, Bentley 75
- 2009 Northeast-10 Championships**
Saint Anselm 88, Bentley 85
- 2009 NCAA Div. II Regional (at Brookville, N.Y.)**
Bentley 79, Bridgeport 52
Bentley 79, Merrimack 76 (2 ot)
C.W. Post 82, Bentley 76
- 2010 Northeast-10 Championships**
UMass-Lowell 76, Bentley 63
- 2010 NCAA Div. II Regional (at Stonehill)**
Bentley 60, Bridgeport 50
Bentley 83, Merrimack 79
Bentley 81, Philadelphia 69
- 2010 NCAA Elite Eight (at Springfield, Mass.)**
Bentley 67, Augusta State 64
Cal Poly Pomona 71, Bentley 63
- 2011 Northeast-10 Championships**
Bentley 67, St. Michael's 54
Bentley 68, Saint Rose 60
Adelphi 78, Bentley 72
- 2011 NCAA Div. II Regional (at Bentley)**
Bentley 74, C.W. Post 60
Bentley 76, Saint Rose 63
Bloomfield 75, Bentley 71
- 2012 Northeast-10 Championships**
Assumption 78, Bentley 65
- 2014 Northeast-10 Championships**
Bentley 93, Saint Rose 79
Saint Anselm 79, Bentley 78
- 2016 Northeast-10 Championships**
Bentley 87, Franklin Pierce 71
Bentley 89, Stonehill 84
So. New Hampshire 90, Bentley 87
- 2016 NCAA Div. II Regional (at Philadelphia, Pa.)**
Stonehill 78, Bentley 62
- 2017 Northeast-10 Championships**
Adelphi 101, Bentley 91
- 2018 Northeast-10 Championships**
Bentley 68, Saint Rose 65
Saint Anselm 87, Bentley 80
- 2019 Northeast-10 Championships**
New Haven 70, Bentley 69
- 2020 Northeast-10 Championships**
New Haven 88, Bentley 82 (2ot)
- 2022 Northeast-10 Championships**
Bentley 93, Saint Rose 65
Bentley 81, Saint Anselm 65
Bentley 68, Franklin Pierce 62
- 2022 NCAA Div. II Regional (at Bentley)**
Bentley 95, Felician 63
Bentley 96, Pace 84 (ot)
Bentley 82, St. Thomas Aquinas 75
- 2022 NCAA Div. II Elite Eight (at Evansville, Ind.)**
Northwest Mo. St. 61, Bentley 43
- 2023 Northeast-10 Championships**
Bentley 78, Le Moyne 67
Saint Anselm 71, Bentley 70
- 2023 NCAA Div. II Regional (at Manchester, N.H.)**
Bentley 77, Dominican, N.Y. 67
Bentley 73, Southern N.H. 46
New Haven 69, Bentley 60

Bentley Men's Basketball



Bentley in the NCAA Tournament

1972

Worcester, Mass.

After an opening round win over Sacred Heart, 96-79, Bentley's first-ever appearance in the NCAA College Division Tournament was spoiled by Assumption College, 109-103. Brian Hammel paced Bentley with 32 points while Mike Boylan netted 30 points to lead five Hounds in double figures. Bert Hammel's 23 led the Falcons in the win over Sacred Heart.

1973

Worcester, Mass.

Little-used Marty Skrip came up big in the regional semifinals, scoring four points in the final 1:38 to lift the Falcons to a thrilling 109-106 triple-overtime win over the University of Bridgeport. Assumption again claimed the regional title, 87-85 over the visiting Falcons, as All-America John Grochowalski had 28 points and 17 rebounds. High scorers for the Falcons in the tournament were Bert and Brian Hammel, who averaged 22 and 20.5, respectively.

1974

at Bentley

Junior center John Grochowalski scored 17 of his 26 points in the second half and also collected 13 rebounds as Assumption rallied from a 44-41 halftime deficit to oust the Falcons in the semis, 85-83. The frontcourt tandem of Al Grenfell (23 points, 11 rebounds) and Mark Shea (22 points, 18 rebounds) led Bentley. Assumption went on to its fourth straight regional crown while Bentley dropped a 99-91 decision to St. Michael's in the consolation.

1975

at Bentley

Brian Hammel and Al Grenfell, a pair of senior All-Americans, combined for 45 points as the Falcons rolled over the University of Hartford, 99-82, to set up a Bentley-Assumption final for the third time in four years. This time, the site was Bentley's Dana Center, but the final result was the same. Assumption, behind John Grochowalski's 23 points, prevailed 87-82 before 3,800 fans. Hammel led Bentley with 18 points and six assists in his final collegiate game.

1976

Fairfield, Conn.

University of Bridgeport standouts Lee Hollerbach and Rick DiCicco combined for 51 points to power the Purple Knights to a 93-86 win over Bentley in the semifinals of the New England Regional. The Falcons bounced back to end the season on a winning note, edging Quinnipiac in the third-place game, 83-77. Five players scored in double figures for the Falcons, a list headed by senior Mark Shea. Shea netted 18 to finish his career at an even 1,000.

1979

at Bentley

Once again, Assumption proved to be the Falcons' nemesis, defeating Bentley in the regional semis, 89-78. Dave Hankins and Pete Fitzpatrick paced the Hounds with 24 and 20 points, respectively. In the third place game, Bentley overcame an eight-point halftime deficit to defeat Quinnipiac, 104-93. Kevin Bower led the way with 28 points and 10 rebounds and Lou Gervais added 21 in his final career game.

1985

Springfield, Mass.

AIC outshot the Falcons, 56-43 percent, en route to a 65-49 win in the regional semifinals at the Yellow Jackets' Butova Gymnasium. Northeast-10 Player of the Year Mario Elie, who went on to a lengthy NBA career, led AIC with 22 points while Mark Calzonetti scored 15 for Bentley. In the third-place game, another future NBA player, Bridgeport's Manute Bol, had 19 points and 19 rebounds to lead the Purple Knights to an 83-67 win.

1989

at Bentley

Todd Williams scored 27 points without missing a shot (11-11 from the field, 4-4 at the line) and Tony Judkins added 24 as Sacred Heart defeated the host Falcons, 103-88, in the regional semis. Bentley was led by Jim Ferrer's 28 points. In the third-place game, the Falcons defeated Stonehill, 129-118, scoring 74 second half points. Ferrer finished with 27 and Joe Hart added 25 to pace Bentley.

1993

Manchester, N.H.

Center Jason Miglionico had an outstanding game (25 points, 20 rebounds, 9-10 from the field) and teammate Rob Nurse added 23 points as Franklin Pierce stopped Bentley in the regional semis, 95-74, despite 27 points from co-captain Alexander Hall. Bentley came back to take the third place game, 109-90 over Saint Anselm, with six players scoring in double figures. John Sagarino and Chris Sawyer led the way with 16 points apiece.

2002

Old Westbury, N.Y.

Bentley returned to the NCAA regional after an eight-year absence and just missed notching a victory, falling to UMass-Lowell 72-70 when a driving lay-up by Kevin Van Dam just before the buzzer wouldn't fall. Top scorers in the game which featured 15 lead changes in just the second half were Lowell's Eyal Leib and Elad Inbar (20 points apiece) and Bentley's Jeff Bishop (22 points on 9-12 shooting). Kevin Van Dam followed with 20 points for the Falcons, who finished at 20-10.

Bentley Men's Basketball



Bentley in the NCAA Tournament

2005

at Bentley

The first 30-win season in the program's history came to a disappointing end when the Falcons were upended by sixth-seeded Bryant in the regional final. All-America Tim Forbes, who had missed most of the first two games after spraining his ankle early in the opening round, tried to come back, but clearly wasn't able to play up to his capabilities in a 74-64 loss. Sean Cooke had an outstanding tournament, averaging 22.7 points, including 26 in each of the first two rounds, an 85-68 win over Queens and a 90-84 decision against Southern New Hampshire.

2006

Easton, Mass.

Bentley's second appearance in the NCAA Regional in as many years was short-lived as the Falcons ran into a hot Adelphi team and fell 90-86. It was the 19th straight win for the Panthers, who buried 12 three-pointers. Seven of those were drilled by Kimani Blaize, who had a career-best 28 points. Tim Forbes scored a season-high 26 points for Bentley and finished his career with 1,728 points, third most in school history.

2007

Regional at Bentley Elite Eight at Springfield, Mass.

A remarkable season, the most successful in the program's history, saw the Bentley Falcons defeat Caldwell, Bridgeport and Bryant to capture their first-ever NCAA



Division II Northeast Regional and earn its first trip to the Elite Eight, held just down the Mass Pike in Springfield. Unfortunately, the 32-0 Falcons were paired against 33-0 Winona State in the first round, and the magical season came to an end at the hands of the reigning NCAA Division II champions, 64-51. Playing at home, Bentley opened the Regional against Caldwell and overcame a late two-point deficit with a 7-2 spurt over the final 2:22 to win 59-56. Nate Fritsch paved the way with a season-high 25 points. In the regional semis, a 60-45 win over Bridgeport, Lew Finnegan scored 22 points and the Falcon defense held the Purple Knights to a point total 25 below their season norm. Bentley also sparkled at the defensive end two nights later when it claimed its first regional title with its fourth win of the season against Bryant. In the 63-54 win, Finnegan and Jason Westrol topped the balanced scoring list with 13 points, and Jeff Holmes added 11.

2008

Regional at Bentley Elite Eight at Springfield, Mass.

A second straight incredible season saw the 2007-08 Bentley Falcons return to the Elite Eight undefeated and reach the NCAA Division II national semifinals for the first time in the



program's history. Bentley, before a large group of fans who made the relatively short trip to Springfield, went into intermission up six, 36-30. However, eventual national champion Winona State put up 56 second-half points to prevail 86-75 and dash the Falcons' hopes of playing in the championship game on CBS. Nate Fritsch and Lew Finnegan paced the Falcons with 18 and 17 points, respectively, and national player of the year John Smith had 22 for 37-1 Winona. Bentley's first-ever Elite Eight win was a 102-92 quarterfinal decision over North Alabama. Six Falcons scored in doubles, including Jason Westrol, who netted a career-best 26 on 9-of-12 shooting. Bentley punched its ticket to the Elite Eight with victories over a trio of conference rivals: 81-68 over Merrimack, 60-41 over Bryant and 88-72 against Assumption. Merrimack provided the biggest scare, leading by as many as 14 in the first half and 12 at the break, before the Bentley D put the clamps on in the second, yielding only 20 points. Fritsch was named the Regional's Most Outstanding Player after a 17-point, six-rebound, three-assist effort in the finals against Assumption.

2009

at Brookville, N.Y.

Bentley's two-year reign as regional champs came to an end, despite a career-best 28 points from Jason Westrol and a second-half 18-point lead, when C.W. Post exploded in the second half for an 82-76 win. The Pioneers, after intermission, scored 58 points, shot 64.5 percent overall and made an incredible 17 of 20 two-pointers. Westrol finished the tournament with 72 points in the three games, including a game-winning three-pointer with 2.7 seconds left in the second overtime to give the Falcons a 79-76 semifinal win over Merrimack two nights earlier. In that one, Bentley led by nine with three minutes left in regulation, had a seven-point advantage with 65 seconds left in the first OT and were down by as many as five in the second OT. Bentley rolled to a 79-53 win over Bridgeport in the first round, behind Westrol's 23 and a 19-point, 12-rebound effort from Brian Tracey.

2010

Regional at Easton, Mass. Elite Eight at Springfield, Mass.

It was another banner season for the Bentley Falcons, who earned their third trip to the Elite Eight in four years (despite entering the

Bentley Men's Basketball



Bentley in the NCAA Tournament

NCAAs with three consecutive losses) and were national semifinalists for the second time in three years. Coach Jay Lawson's club earned the East Regional title on the road for the



first time, with wins over Bridgeport (60-50) and Merrimack (83-79) lifting the second-seeded Falcons into the regional final against sixth-seeded Philadelphia. All-America and tournament Most Outstanding Player Jason Westrol erupted for a career-best 33 points, including the 2,000th of his spectacular career and a school-record 26 in the second half, and Brian Tracey scored 19 of his 22 points before intermission as the Falcons rolled to an 81-69 victory over the Rams. Bentley went into the halftime break owning a 20-point lead at 42-22. Out in Springfield, Bentley advanced with a 67-64 first-round win over Augusta State. John Brandt provided the winning points as he broke a 62-all tie with a three-ball from the left wing with 16.7 points left. After a Jaguar basket, two free throws by Westrol with 5.5 seconds left restored the three-point lead and a late three-point attempt by Augusta was off the mark, sending the Falcons to the semis. The East Region champs ran into a hot-shooting Cal Poly Pomona team in the next round, and came up short, 71-63, to a Bronco team that went on to win the national championship. Bentley, which was outshot 51-42 percent, was within four with 6:41 left, but could not get any closer.

2011

at Bentley

After two years on the road, Bentley hosted the NCAA Division II East Regional tournament for the first time since 2008. The top-seeded Falcons enjoyed a pair of double-figure wins during the first two rounds, besting C.W. Post (74-60) and Saint Rose (76-63) to reach the regional final and Sweet Sixteen for the fifth straight year and the sixth time in seven seasons. Sam Leclerc had a career-best 20 against C.W. Post and Tom Dowling had a game-high 21 in the regional semis. Bloomfield, the seventh seed, opened an 11-point second-half lead in the regional final, but the Falcons battled back to take a 63-61 with 5:18 left. The upset-minded Deacons answered with six straight points and managed to hold off the home team the rest of the way, prevailing 75-71 to earn their first-ever trip to the Elite Eight. Tracey (27) and Dowling combined for 45 points for the Falcons.

2016

at Philadelphia, Pa.

Bentley's return to the NCAA Division II East Regional proved to be a short one but saw Tyler McFarland become the program's all-time leading scorer. Playing in what proved to be his final career game, McFarland surpassed Bill Holden '90 with an inside basket near the midpoint of the first half and went on to finish with 2,118 points. As

far as the game, the Falcons dropped a 78-62 decision to hot-shooting Stonehill. The Skyhawks connected at a .518 success rate while limiting Bentley to only .382.

2022

Regional at Bentley Elite Eight at Evansville, Ind.

In the program's fourth Elite Eight appearance in 16 years, the Bentley Falcons were paired against a Northwest Missouri State team that had captured the previous two national



championships and had its sights on a three-peat. Bentley played solid defense at the Ford Center in Evansville, Ind. but the soon-to-be three-time champion Bearcats were even better as they prevailed 61-43 for their 15th consecutive NCAA tournament win. The Falcons had the rebounding advantage but 19 turnovers proved costly. Colton Lawrence, in his final game in a Bentley uniform, was Bentley's top scorer with 12 points. Coach Jay Lawson's club had punched its ticket to the Elite Eight with homecourt wins over Felician (95-63), Pace (96-84 in OT) and St. Thomas Aquinas (82-75). Regional Most Outstanding Player Jordan Mello-Klein led four in double figures as he finished with 17 points, eight rebounds and four steals. Down four at the half, the Falcons seized control with a 28-7 run to start the second. Before the regional final, Bentley buried a school-record 19 three-pointers (including a record-tying eight by Mason Webb) in the lopsided win over Felician and Lawrence had two OT three-pointers in the semifinal win over Pace.

2023

at Manchester, N.H.

Bentley's bid for a return trip to the Elite Eight was denied by New Haven, 69-60, during the regional championship game at snowy Southern New Hampshire. The Chargers jumped out to a 19-4 lead and the Falcons were never able to recover, despite a 14-point, eight-rebound, six-assist performance from NE10 Player of the Year Zach Laput. Bentley reached the Sweet Sixteen for the 11th time with wins over Dominican (N.Y.), 77-67, and SNHU, 73-46. Laput led the offense against the Penmen with 18 and Brian Wright-Kinsey followed with 13..

Bentley Men's Basketball



Individual Records

GAMES PLAYED

Season: 36 Sean Cooke, Danny Lawson, Chris Tardif, Danny Whall, 2005-06
 Career: 136 Nate Fritsch, 2003-08

GAMES STARTED

Season: 36 Sean Cooke, Chris Tardif, Danny Whall, 2005-06
 Career: 133 Mike Quinn, 2007-11
 Consecutive: 133 Mike Quinn, 2007-11

POINTS SCORED

Half: 26 Scott Conrad vs. Eastern Nazarene, Dec. 12, 1970
 26 Jason Westrol vs. Philadelphia, Mar. 16, 2010
 Game: 45 Ryan Richmond vs. Adelphi, Feb. 24, 2017
 Season: 696 Jason Westrol, 2009-10
 Career: 2118 Tyler McFarland, 2012-16 (785 FG, 197 3-pt FG, 351 FT)

SCORING AVERAGE

Season: 23.6 Ryan Richmond, 2017-18 (662 points, 28 games)
 Career: 20.1 Ray Andersen, 1968-71 (1429 points, 71 games)

FIELD GOALS MADE

Game: 20 Ryan Richmond vs. Adelphi, Feb. 26, 2017 (32 att.)
 Season: 254 Jason Westrol, 2009-10 (537 att.)
 Career: 785 Tyler McFarland, 2012-16 (1591 att.)
 Consecutive: 23 Bob Martin, 1967-68 (three games, Feb. 3-10)

FIELD GOALS ATTEMPTED

Game: 32 Mike Driscoll vs. Maine-PoGo, Feb. 3, 1967 (14 made)
 32 Ryan Richmond vs. Adelphi, Feb. 26, 2017 (20 made)
 Season: 537 Jason Westrol, 2009-10 (254 made)
 Career: 1591 Tyler McFarland, 2012-16 (785 made)

FIELD GOAL PERCENTAGE

Game: 1.000 Tyler McFarland vs. AIC, Jan. 18, 2014 (12-12)
 Season: .643 Mark Argust, 2000-01 (162-252)
 Career: .616 Todd Orlando, 1980-84 (638-1036)

3-POINT FIELD GOALS MADE

Game: 8 Billy Holden vs. Saint Anselm, Feb. 25, 1988
 8 Jamie Baker vs. Saint Rose, Nov. 14, 1997
 8 Lew Finnegan vs. Saint Rose, Dec. 8, 2008
 8 **Mason Webb vs. Felician, Mar. 12, 2022**
 Season: 95 Tim Forbes, 2004-05 (235 att.)
 Career: 285 Jasper Grassa, 2010-14 (742 att.)

3-POINT FIELD GOALS ATTEMPTED

Game: 17 Billy Holden vs. Saint Anselm, Feb. 25, 1988
 17 Jamie Baker vs. Merrimack, Jan. 13, 1999
 17 Mike McNally vs. Pace, Feb. 1, 2000
 17 Tim Forbes vs. New Haven, Dec. 22, 2005
 17 Jasper Grassa vs. Le Moyne, Jan. 29, 2013
 Season: 239 Tim Forbes, 2005-06 (79 made)
 Career: 747 Sean Cooke, 2002-06 (276 made)

3-POINT FIELD GOAL PERCENTAGE

Game 1.000 Tim Forbes vs. Le Moyne, Nov. 28, 2004 (6-6)
 1.000 Lew Finnegan vs. Merrimack, Dec. 11, 2007 (6-6)
 Season: .511 Kevin Van Dam, 1998-99 (45-88)
 Career: .452 Jim Ferrer, 1987-89 (100-262)

FREE THROWS MADE

Game: 21 Billy Holden vs. Lowell, Jan. 8, 1990 (23 att.)
 Season: 198 Billy Holden, 1989-90 (254 att.)
 Career: 621 Billy Holden, 1986-90 (787 att.)

FREE THROWS ATTEMPTED

Game: 25 Billy Holden vs. King's (Pa.), Dec. 29, 1989 (17 made)
 Season: 254 Billy Holden, 1989-90 (198 made)
 Career: 787 Billy Holden, 1986-90 (621 made)

FREE THROW PERCENTAGE

Game: 1.000 Ray Andersen vs. Nichols, Feb. 25, 1969 (18-18)
 Season: .913 **Mason Webb, 2019-20 (73-80)**
 Career: .906 **Mason Webb, 2018-23 (213-235)**

CONSECUTIVE FREE THROWS MADE


Game: 18 Ray Andersen vs. Nichols, Feb. 25, 1969
 Overall: 36 J.P. Koury, Jan. 23, 2013 to Nov. 13, 2013

REBOUNDS

Game: 32 Phil Needle vs. Newark Engineering, Dec. 5, 1970
 Season: 361 Scott Conrad, 1970-71
 Career: 1094 Bob Walker, 1963-67

REBOUND AVERAGE

Season: 15.0 Scott Conrad, 1970-71 (361 in 24 games)



Mark Argust '01



Kevin Van Dam '02

Bentley Men's Basketball



Career: 13.5 Bob Walker, 1963-67 (1094 in 81 games)

ASSISTS

Game: 17 Brian Hammel vs. St. Michael's, Dec. 30, 1972
 17 Brian Hammel vs. Palm Beach Atlantic, Jan. 4, 1973
 17 Jim Ferrer vs. Quinnipiac, Mar. 7, 1989
 Season: 309 Jim Ferrer, 1988-89
 Career: 633 Tom Quinlan, 1989-93

BLOCKED SHOTS


Game: 9 Alexander Hall vs. Saint Anselm, Feb. 6, 1993
 Season: 61 Alexander Hall, 1992-93
 Career: 196 Todd Orlando, 1980-84

STEALS

Game: 8 Lew Finnegan vs. St. Michael's, Jan. 8, 2009
 Season: 79 Billy Holden, 1988-89
 Career: 253 Billy Holden, 1986-90

TRIPLE DOUBLE

Jordan Mello-Klein vs. Wilmington, Nov. 8, 2019
 (13 points, 11 rebounds, 15 assists)



Alexander Hall '93

Team Records

POINTS SCORED

Half: 74 vs. Emerson, 1963-64 (W 126-61)
 74 vs. Stonehill, Mar. 18, 1989 (W 129-118)
 Game: 136 vs. Rhode Island College, Jan. 17, 1973 (W 136-105)
 Combined: 247 vs. Stonehill, Mar. 18, 1989 (W 129-118)
 Season: 2895 2005-06 (36 games)
 Margin of Victory: 67 vs. Wentworth, 1963-64 (110-43)
 Margin of Defeat: 53 vs. Boston College, Dec. 11, 1982 (79-132)

POINTS ALLOWED

Half: 74 vs. Boston College, Dec. 11, 1982 (L 132-79)
 Game: 132 vs. Boston College, Dec. 11, 1982 (L 132-79)
 Season: 2653 1988-89 (31 games)

SCORING AVERAGE

Highest: 96.4 1966-67 (22 games)
 Lowest: 63.8 1984-85 (31 games)
 Highest, Opponent: 85.6 1976-77 (25 games)
 85.6 1988-89 (31 games)
 Lowest, Opponent: 57.5 2006-07 (33 games)

FIELD GOALS MADE

Game: 56 vs. Rhode Island College, Feb. 13, 1975
 Season: 1047 1988-89

FIELD GOAL PERCENTAGE

Half: .833 vs. AIC, Jan. 16, 1988 (20-24)
 Game: .714 vs. New Hampshire College, Dec. 10, 1984 (30-42)
 Season: .526 1983-84 (852-1620)

FREE THROWS MADE

Game: 45 vs. Stonehill, Mar. 11, 1989
 Season: 645 1988-89

FREE THROW PERCENTAGE

Game: 1.000 vs. Springfield, Dec. 4, 1974 (18-18)
 Season: .787 1979-80 (496-630)

3-POINT FIELD GOALS MADE

Game: 19 vs. Southern Connecticut, Dec. 8, 1992 (att. 34)
 19 vs. Assumption, Jan. 10, 1996 (att. 30)
 19 vs. Felician, Mar. 12, 2022 (att. 43)
 Season: 353 2005-06 (936 att.)

3-POINT FIELD GOAL PERCENTAGE


Game: 1.000 vs. AIC, Jan. 14, 1989 (5-5)
 Game (min. 10 made): .750 vs. Saint Anselm, Saint Anselm, Jan. 16, 2008 (15-20)
 Season: .428 1987-88 (149-348)

REBOUNDS


Game: 100 vs. New England College, 1965-66
 Season: 1629 1971-72 (28 games)

SEASON WON-LOSS RECORDS

Games Won: 34 2007-08 (35 games)
 Conference Games Won: 22 2006-07 (22 games), 2007-08 (22 games)
 Games Lost: 20 1981-82 (27 games)
 Best Winning Pct: .971 2007-08 (34-1)
 Winning Streak (overall): 34 Nov. 16, 2007-Mar. 26, 2008
 Win. Streak (reg. season): 55 Feb. 21, 2006-Nov. 7, 2008
 Win. Streak (conf., all games): 55 Nov. 21, 2006-Nov. 19, 2008
 Win. Streak (conf., reg. season): 46 Feb. 21, 2006-Nov. 19, 2008
 Losing Streak: 12 Jan. 9-Feb. 10, 1986



Tom Quinlan '94



Lamar Reddicks '00

Bentley Men's Basketball




Career Scoring Leaders



#1 Tyler McFarland '16

Year	GP	FG	FGA	Pct	3FG	3FGA	Pct	FT	FTA	Pct	Reb	Avg	Ast	Pts	Avg
2012-13	26	155	353	.439	21	44	.477	71	85	.835	218	8.4	38	402	15.5
2013-14	29	194	359	.540	45	91	.495	88	100	.880	203	7.0	42	521	18.0
2014-15	27	188	364	.516	64	142	.451	77	90	.856	194	7.2	60	517	19.1
2015-16	30	248	515	.482	67	189	.354	115	130	.885	226	7.5	81	618	22.6
TOTAL	112	785	1591	.493	197	466	.423	351	405	.867	841	7.5	221	2118	18.9




#2 Billy Holden '90

Year	GP	FG	FGA	Pct	3FG	3FGA	Pct	FT	FTA	Pct	Reb	Avg	Ast	Pts	Avg
1986-87	27	90	194	.464	29	62	.468	60	89	.674	69	2.6	104	269	10.0
1987-88	28	186	404	.460	72	174	.414	173	205	.844	107	3.8	101	617	22.0
1988-89	31	198	445	.445	51	164	.311	190	239	.795	164	5.3	140	637	20.5
1989-90	27	163	436	.374	56	186	.301	198	254	.780	140	5.2	238	580	21.5
TOTAL	113	637	1479	.431	208	586	.355	621	787	.789	480	4.2	583	2103	18.6



#3 Ryan Richmond '19

Year	GP	FG	FGA	Pct	3FG	3FGA	Pct	FT	FTA	Pct	Reb	Avg	Ast	Pts	Avg
2015-16	24	48	127	.378	21	63	.333	26	36	.722	66	2.8	29	143	6.0
2016-17	27	202	419	.482	50	127	.394	155	182	.852	149	5.5	73	609	22.8
2017-18	28	240	497	.483	55	146	.377	127	157	.809	116	4.1	99	662	23.6
2018-19	29	220	470	.468	56	140	.400	171	192	.891	143	4.9	104	667	23.0
TOTAL	108	710	1513	.469	182	476	.382	479	567	.845	474	4.4	305	2081	19.3



#4 Jason Westrol '10

Year	GP	FG	FGA	Pct	3FG	3FGA	Pct	FT	FTA	Pct	Reb	Avg	Ast	Pts	Avg
2006-07	33	97	191	.508	11	44	.250	35	51	.686	126	3.8	61	240	7.3
2007-08	35	200	382	.524	28	76	.368	101	129	.783	223	6.4	102	529	15.1
2008-09	33	229	443	.517	38	100	.380	107	146	.733	190	5.8	133	603	18.3
2009-10	33	254	537	.473	42	145	.290	146	204	.716	173	5.2	134	696	21.1
TOTAL	134	780	1553	.502	119	365	.326	389	530	.734	712	5.3	430	2068	15.4



#5 Brian Hammel '75

Year	GP	FG	FGA	Pct	3FG	3FGA	Pct	FT	FTA	Pct	Reb	Avg	Ast	Pts	Avg
1971-72	28	126	237	.532	0	0	.000	85	118	.720	90	3.2	72	337	12.0
1972-73	27	174	334	.521	0	0	.000	69	97	.711	90	3.3	219	417	15.4
1973-74	25	201	395	.509	0	0	.000	91	109	.835	67	2.7	159	493	19.7
1974-75	25	216	384	.563	0	0	.000	88	100	.880	67	2.7	151	520	20.8
TOTAL	105	717	1350	.531	0	0	.000	333	424	.785	314	3.0	601	1767	16.8



#6 Tim Forbes '06

Year	GP	FG	FGA	Pct	3FG	3FGA	Pct	FT	FTA	Pct	Reb	Avg	Ast	Pts	Avg
2002-03	29	69	159	.434	31	86	.360	83	100	.830	75	2.6	91	252	8.7
2003-04	29	135	336	.402	65	174	.374	122	141	.865	110	3.8	140	457	15.8
2004-05	35	176	417	.422	95	235	.404	156	185	.843	95	2.7	153	603	17.2
2005-06	29	129	371	.348	79	239	.331	82	104	.788	87	3.0	118	419	14.4
TOTAL	122	509	1283	.397	270	734	.368	443	530	.836	367	3.0	502	1731	14.2



#7 Todd Orlando '84

Year	GP	FG	FGA	Pct	3FG	3FGA	Pct	FT	FTA	Pct	Reb	Avg	Ast	Pts	Avg
1980-81	27	152	245	.620	0	0	.000	91	152	.599	272	10.1	24	395	14.6
1981-82	27	169	289	.585	0	0	.000	107	150	.713	241	8.9	9	445	16.5
1982-83	27	153	244	.627	0	0	.000	96	139	.691	259	9.6	16	402	14.9
1983-84	27	164	258	.636	0	0	.000	101	142	.711	252	9.3	35	429	15.9
TOTAL	108	638	1036	.616	0	0	.000	395	583	.678	1024	9.5	84	1671	15.5




#8 Al Grenfell '75

Year	GP	FG	FGA	Pct	3FG	3FGA	Pct	FT	FTA	Pct	Reb	Avg	Ast	Pts	Avg
1971-72	27	173	322	.537	0	0	.000	69	116	.595	268	9.9	-	415	15.4
1972-73	27	175	308	.568	0	0	.000	53	89	.596	291	10.8	25	403	14.9
1973-74	25	160	293	.546	0	0	.000	46	79	.582	243	9.7	33	366	14.6
1974-75	25	206	337	.611	0	0	.000	72	101	.713	275	11.0	24	484	19.4
TOTAL	104	714	1260	.567	0	0	.000	240	385	.623	1077	10.4	82	1668	16.0



#9 Sean Cooke '06

Year	GP	FG	FGA	Pct	3FG	3FGA	Pct	FT	FTA	Pct	Reb	Avg	Ast	Pts	Avg
2002-03	29	66	176	.375	29	90	.322	25	37	.676	60	2.1	60	186	6.4
2003-04	29	161	396	.407	88	231	.381	55	74	.743	93	3.2	85	465	16.0
2004-05	36	194	411	.472	88	216	.407	97	133	.729	108	3.0	141	573	15.9
2005-06	29	140	368	.380	71	210	.338	86	107	.804	132	4.6	87	437	15.1
TOTAL	123	561	1351	.415	276	747	.369	263	351	.749	393	3.2	373	1661	13.5




#10 Derek Dixon '87

Year	GP	FG	FGA	Pct	3FG	3FGA	Pct	FT	FTA	Pct	Reb	Avg	Ast	Pts	Avg
1983-84	27	78	174	.448	0	0	.000	36	50	.720	56	2.1	54	192	7.1
1984-85	31	156	293	.532	0	0	.000	68	97	.701	128	4.1	73	380	12.3
1985-86	27	204	389	.524	0	0	.000	104	148	.703	152	5.6	54	512	19.0
1986-87	27	224	403	.556	4	19	.211	106	152	.697	125	4.6	68	558	20.7
TOTAL	112	662	1259	.526	4	19	.211	314	447	.702	461	4.1	249	1642	14.7

Bentley Men's Basketball



Career Scoring Leaders



#11 Kevin Van Dam '02

Year	GP	FG	FGA	Pct	3FG	3FGA	Pct	FT	FTA	Pct	Reb	Avg	Ast	Pts	Avg
1998-99	27	70	144	.486	45	88	.511	31	42	.738	67	2.5	57	216	8.0
1999-00	28	106	258	.411	61	147	.415	58	72	.806	74	2.6	64	331	11.8
2000-01	31	161	368	.438	74	194	.381	96	119	.807	114	3.7	93	492	15.9
2001-02	30	178	402	.443	76	197	.386	104	127	.819	138	4.6	88	536	17.9
TOTAL	116	515	1172	.439	256	626	.409	289	360	.803	393	3.4	302	1575	13.6



#12 Brian Tracey '11

Year	GP	FG	FGA	Pct	3FG	3FGA	Pct	FT	FTA	Pct	Reb	Avg	Ast	Pts	Avg
2007-08	34	45	89	.508	3	14	.214	19	27	.704	78	2.3	5	112	3.3
2008-09	33	152	287	.530	48	113	.425	66	83	.795	213	6.5	37	418	12.7
2009-10	33	169	378	.447	49	137	.358	96	114	.842	292	8.8	45	483	14.6
2010-11	31	190	399	.476	50	126	.397	104	133	.782	247	8.0	45	534	17.2
TOTAL	131	556	1153	.482	150	390	.385	285	357	.798	830	6.3	132	1547	11.8



#13 Mike Driscoll '69

Year	GP	FG	FGA	Pct	3FG	3FGA	Pct	FT	FTA	Pct	Reb	Avg	Ast	Pts	Avg
1965-66	21	133	274	.485	0	0	.000	71	93	.763	70	3.3	-	337	16.0
1966-67	21	107	264	.405	0	0	.000	61	83	.735	179	8.5	-	275	13.1
1967-68	22	187	398	.470	0	0	.000	71	86	.826	66	3.0	-	445	20.2
1968-69	21	173	417	.415	0	0	.000	106	132	.803	102	4.9	-	452	21.5
TOTAL	85	600	1353	.443	0	0	.000	309	394	.784	417	4.9	-	1509	17.8



#14 J.D. Asselta '96

Year	GP	FG	FGA	Pct	3FG	3FGA	Pct	FT	FTA	Pct	Reb	Avg	Ast	Pts	Avg
1992-93	31	57	102	.559	0	0	.000	27	42	.643	106	3.4	14	141	4.5
1993-94	27	156	275	.567	0	0	.000	48	90	.533	248	9.2	21	360	13.3
1994-95	27	207	343	.603	0	1	.000	88	159	.553	296	11.0	24	502	18.6
1995-96	27	204	329	.620	1	1	1.000	88	187	.471	199	7.4	33	497	18.4
TOTAL	112	624	1049	.595	1	2	.500	251	478	.525	849	7.6	92	1500	13.4




#15 Don Wilcenski '83

Year	GP	FG	FGA	Pct	3FG	3FGA	Pct	FT	FTA	Pct	Reb	Avg	Ast	Pts	Avg
1979-80	25	63	140	.450	0	0	.000	30	43	.698	109	4.4	11	156	6.2
1980-81	27	205	355	.577	0	0	.000	68	100	.680	182	6.7	28	478	17.7
1981-82	27	193	358	.539	0	0	.000	45	58	.776	162	6.0	27	431	16.0
1982-83	27	175	358	.489	0	0	.000	80	103	.777	195	7.2	29	430	15.9
TOTAL	106	636	1211	.525	0	0	.000	223	304	.734	648	6.1	95	1495	14.1



#16 Mark Argust '01

Year	GP	FG	FGA	Pct	3FG	3FGA	Pct	FT	FTA	Pct	Tot	Avg	Ast	Pts	Avg
1997-98	27	54	92	.587	0	0	.000	49	69	.710	80	3.0	12	157	5.8
1998-99	28	169	283	.597	1	1	1.000	73	118	.619	176	6.3	20	412	14.7
1999-00	28	168	285	.589	0	0	.000	100	143	.699	191	6.8	41	436	15.6
2000-01	29	162	252	.643	0	0	.000	135	180	.750	193	6.7	28	459	15.8
TOTAL	112	553	912	.606	1	1	1.000	357	510	.700	640	5.7	101	1464	13.1




#17 Jamie Baker '99

Year	GP	FG	FGA	Pct	3FG	3FGA	Pct	FT	FTA	Pct	Reb	Avg	Ast	Pts	Avg
1995-96	23	35	73	.479	15	36	.417	25	29	.862	25	1.1	46	110	4.8
1996-97	27	126	333	.378	65	173	.376	74	82	.902	65	2.4	72	391	14.5
1997-98	27	155	366	.423	72	183	.393	73	95	.768	69	2.6	88	455	16.9
1998-99	28	178	431	.413	87	220	.395	61	75	.813	80	2.9	90	504	18.0
TOTAL	105	494	1203	.411	239	612	.391	233	281	.829	239	2.3	296	1460	13.9



#18 Kevin Bower '80

Year	GP	FG	FGA	Pct	3FG	3FGA	Pct	FT	FTA	Pct	Reb	Avg	Ast	Pts	Avg
1976-77	25	97	183	.530	0	0	.000	53	60	.883	128	5.1	27	247	9.9
1977-78	24	167	320	.522	0	0	.000	61	75	.813	201	8.4	35	395	16.5
1978-79	28	168	330	.509	0	0	.000	74	84	.881	192	6.9	38	410	14.6
1979-80	25	154	260	.592	0	0	.000	86	111	.775	196	7.8	30	394	15.8
TOTAL	102	586	1093	.536	0	0	.000	274	330	.830	717	7.0	130	1446	14.2



#19 Nate Fritsch '08

Year	GP	FG	FGA	Pct	3FG	3FGA	Pct	FT	FTA	Pct	Reb	Avg	Ast	Pts	Avg
2003-04	2	2	6	.333	0	1	.000	1	2	.500	4	2.0	2	5	2.5
2004-05	32	69	137	.504	19	41	.463	76	93	.817	157	4.9	43	233	7.3
2005-06	30	126	234	.538	29	68	.426	56	69	.812	200	6.7	48	337	11.2
2006-07	33	147	315	.467	40	95	.421	73	86	.849	182	5.5	71	407	12.3
2007-08	35	165	324	.509	49	105	.467	81	102	.794	191	5.5	58	460	13.1
TOTAL	132	509	1016	.501	137	310	.442	287	352	.815	734	5.6	222	1442	10.9



#20 Ray Andersen '71

Year	GP	FG	FGA	Pct	3FG	3FGA	Pct	FT	FTA	Pct	Reb	Avg	Ast	Pts	Avg
1968-69	22	176	377	.467	0	0	.000	149	191	.780	281	12.8	-	501	22.8
1969-70	25	186	369	.504	0	0	.000	110	155	.710	308	12.3	-	482	19.3
1970-71	24	172	306	.562	0	0	.000	102	156	.654	313	13.0	-	446	18.6
TOTAL	71	534	1052	.508	0	0	.000	361	502	.719	902	12.7	-	1429	20.1


Bentley Men's Basketball



Career Leaders

SCORING (continued)

	YRS	PTS	AVG
21. Chris Hudson, 16-20	4	1428	13.1
21. Mason Webb, 18-23	4	1428	12.1
23. Lew Finnegan, 06-09	3	1391	14.2
24. Marty Bricketto, 73-77	4	1387	13.6
25. Keegan Hyland, 13-16	3	1373	17.8
26. Jasper Grassa, 10-14	4	1370	12.3
27. Alex Mavroukas, 94-98	4	1366	13.3
27. Joe Hart, 86-90	4	1366	12.2
29. Charlie Wootton, 74-78	4	1365	13.7
30. Sean Wood, 87-88, 89-92	4	1345	13.7
31. John Sagarino, 91-95	4	1342	12.5
32. Jeff Bishop, 98-03	5	1334	12.4
33. Bob Walker, 63-67	4	1301	16.1
33. Benton Sheffield, 64-68	4	1301	15.3
35. Jordan Mello-Klein, 17-22	4	1249	11.1
36. Lamar Reddicks, 96-00	4	1236	12.1
37. Bert Hammel, 70-73	3	1209	15.3
38. Tom Dowling, 07-11	4	1188	10.2
39. Jack Sparks, 76-80	4	1187	12.0
39. Chris Sawyer, 89-93	4	1187	10.5
41. Alexander Hall, 89-93	4	1130	10.1
42. Marcus Stewart, 88-92	4	1093	10.5
43. Scott Conrad, 69-72	3	1080	15.0
44. Alex Furness, 12-16	4	1074	10.1
45. Jim Ferrer, 87-89	2	1073	18.8
46. Mike Quinn, 07-11	4	1062	8.0
47. Joe Betley, 76-80	4	1059	10.9
48. Paul Faison, 76-80	4	1057	10.9
49. Zach Laput, 20-23	2	1055	17.6
50. Andy Erickson, 99-03	4	1052	9.9
51. Jim Fuerst, 70-73	3	1048	13.3
52. Jeff Holmes, 03-07	4	1040	8.5
53. Eric Wilkinson, 81-85	4	1034	10.3
54. Mike Mastropaolo, 98-02	4	1014	8.7
55. Brian Walmsley, 84-88	4	1010	9.0
56. Gary Eckmann, 64-68	4	1000	13.2
56. Mark Shea, 72-76	4	1000	9.7
58. Mike McNally, 99-03	4	987	8.4
59. Tom Cockill, 71-75	4	986	9.6
60. Andy Kupec, 79-83	4	951	9.0
61. John Schmuck, 85-89	4	941	8.3
62. Tom Quinlan, 90-94	4	929	8.3
63. JP Koury, 11-14	4	880	8.5
64. Zach Gilpin, 15-19	4	871	9.3
65. Gerry Robillard, 63-67	4	868	11.1
66. George Karageorgos, 90-94	4	867	8.7
66. Danny Whall, 02-06	4	867	7.2
68. Brian Wright-Kinsey, 18-23	4	865	7.9
69. Bret McHenry, 92-94	2	857	14.8
70. Colton Lawrence, 17-22	3	856	11.7
71. Andrew Shaw, 11-15	4	832	8.9
72. Chad Woodley, 81-85	4	824	8.9
73. Yusuf Abdul-Ali, 04-08	4	794	7.4
74. Greg Lacasse, 01-05	4	786	8.5
75. Brad Walker, 92-96	4	785	8.5
76. Robbie Robinson, 73-77	4	782	8.0
77. Tim Buckley, 86-90	4	765	8.1
78. Kip Jones, 81-85	4	754	6.9
79. Brandon Wheeler, 14-18	4	751	7.7
80. Stephen Whirty, 83-87	4	728	6.8
81. Bob Watson, 63-67	4	727	9.7
82. Mark Calzonetti, 83-85	2	704	12.1
83. Lou Gervais, 75-79	4	691	7.4
84. Ferguson Duke, 13-17	4	687	6.8
85. Andres Cabrero, 83-87	4	679	7.1
86. Sam Leclerc, 10-12	2	667	11.3
87. Danny Douglas, 03-07	4	653	5.2
88. Mike Dougherty, 77-81	4	637	6.3



Bob Walker '67 (11) and Benton Sheffield '68 (15)

89. Rudy Hall, 94-98	4	617	6.0
90. Ed Madden 93-97	4	609	5.6
91. Don Moorhead, 66-70	4	606	9.2
92. Bob Fisher, 63-65	2	602	14.3
93. Rich Brennan, 94-98	4	600	6.4
94. Jack Perri, 93-98	5	585	6.4
95. Hank Vetrano, 76-80	4	572	7.2
96. Pat Lynch, 00-04	4	544	4.9
97. Jerry Cizynski, 82-84	2	543	10.4
98. Derek Klimkowski, 95-99	4	520	5.2
99. Seth Stankiewicz, 16-20	4	515	5.0
100. Frank Cleary, 70-73	3	502	6.7

SCORING AVERAGE (Min. 50 games)

	YRS	PTS	AVG
1. Ray Andersen, 68-71	3	1429	20.1
2. Ryan Richmond, 15-19	4	2081	19.3
3. Tyler McFarland, 12-16	4	2118	18.9
4. Jim Ferrer, 87-89	2	1073	18.8
5. Billy Holden, 86-90	4	2103	18.6
6. Keegan Hyland, 13-16	3	1373	17.8
7. Mike Driscoll, 65-69	4	1511	17.8
8. Zach Laput, 20-23	3	1055	17.6
9. Brian Hammel, 71-75	4	1767	16.8
10. Bob Walker, 63-67	4	1301	16.1
11. Al Grenfell, 71-75	4	1668	16.0
12. Todd Orlando, 80-64	4	1671	15.5
13. Jason Westrol, 06-10	4	2068	15.4
14. Benton Sheffield, 64-68	4	1301	15.3
15. Bert Hammel, 70-73	3	1209	15.3
16. Scott Conrad, 69-72	3	1080	15.0
17. Bret McHenry, 92-94	2	857	14.8
18. Derek Dixon, 83-87	4	1642	14.7
19. Lew Finnegan, 05-09	4	1391	14.2
20. Tim Forbes, 02-06	4	1731	14.2


REBOUNDS

	YRS	REB	AVG
1. Bob Walker, 63-67	4	1094	13.5
2. Al Grenfell, 71-75	4	1077	10.4
3. Todd Orlando, 80-84	4	1024	9.5
4. Charlie Wootton, 74-78	4	981	9.8
5. Mark Shea, 72-76	4	913	8.9

6. Ray Andersen, 68-71	3	902	12.7
7. Scott Conrad, 69-72	3	885	12.3
8. Benton Sheffield, 64-68	4	871	10.2
9. Gary Eckmann, 64-68	4	856	11.2
10. J.D. Asselta, 92-96	4	849	7.6
11. Tyler McFarland, 12-16	4	841	7.5
12. Brian Tracey, 07-11	4	830	6.3
13. Lamar Reddicks, 96-00	4	815	7.4
14. Nate Fritsch, 03-08	5	734	5.6
15. Rudy Hall, 94-98	4	733	7.1
16. Tom Cockill, 71-75	4	718	7.0
17. Kevin Bower, 76-80	4	717	7.0
18. Jason Westrol, 06-10	4	712	5.3
19. Marty Bricketto, 73-77	4	692	6.8
20. Jordan Mello-Klein, 17-22	4	687	6.1

REBOUND AVERAGE (Min. 50 games)

	YRS	REB	AVG
1. Bob Walker, 63-67	4	1094	13.5
2. Ray Andersen, 68-71	3	902	12.7
3. Scott Conrad, 69-72	3	885	12.3
4. Gary Eckmann, 64-68	4	856	11.3
5. Al Grenfell, 71-75	4	1077	10.4
6. Ben Sheffield, 64-68	4	871	10.2
7. Charlie Wootton, 74-78	4	981	9.8
8. Todd Orlando, 80-84	4	1024	9.5
9. Mark Shea, 72-76	4	913	8.9
10. Bob Watson, 63-67	4	642	8.6
11. J.D. Asselta, 92-96	4	849	7.6
12. Tyler McFarland, 12-16	4	841	7.5
13. Lamar Reddicks, 96-00	4	815	7.4
14. Rudy Hall, 94-98	4	815	7.1
15. Kevin Bower, 76-80	4	717	7.0
16. Tom Cockill, 71-75	4	718	7.0
17. Zach Laput, 20-23	2	412	6.9
18. Marty Bricketto, 73-77	4	692	6.8
19. Bert Hammel, 70-73	3	533	6.7
20. Keegan Hyland, 13-16	3	514	6.7



Ray Andersen '71

Bentley Men's Basketball



Career Leaders

ASSISTS


	YRS	AST	AVG
1. Tom Quinlan, 90-94	4	633	5.7
2. Andy Kupec, 79-83	4	631	6.0
3. Brian Hammel, 71-75	4	601	5.7
4. Billy Holden, 86-90	4	583	5.2
5. Alex Mavroukas, 94-98	4	572	5.6
6. Hank Vetrano, 76-80	4	561	7.1
7. Jim Ferrer, 87-89	2	524	9.2
8. John Sagarino, 91-95	4	503	4.7
9. Tim Forbes, 02-06	4	502	4.1
10. Pat Durgin, 98-02	4	493	4.2
11. Jordan Mello-Klein, 17-22	4	492	4.4
12. Pat Lynch, 00-04	4	438	3.9
13. Jason Westrol, 06-10	4	430	3.2
14. Robbie Robinson, 73-77	4	420	4.3
15. Jack Sparks, 76-80	4	411	4.2
16. Chad Woodley, 81-85	4	399	3.6
17. Sean Cooke, 02-06	4	373	3.0
18. Mike Quinn, 07-11	4	370	2.8
19. Andres Cabrero, 83-87	4	364	3.8
20. Brian Walmsley, 84-88	4	362	3.2

FIELD GOALS MADE

	G	NO
1. Tyler McFarland, 12-16	112	785
2. Jason Westrol, 06-10	134	780
3. Brian Hammel, 71-75	105	717
4. Al Grenfell, 71-75	104	714
5. Ryan Richmond, 15-19	108	710
6. Derek Dixon, 83-87	112	662
7. Todd Orlando, 80-84	108	638
8. Billy Holden, 86-90	113	637
9. Don Wilcenski, 79-83	106	636
10. J.D. Asselta, 92-96	112	624
11. Mike Driscoll, 65-69	85	600
12. Marty Bricketto, 73-77	102	598
13. Kevin Bower, 76-80	102	586
14. Sean Cooke, 02-06	123	561
15. Charlie Wootton, 74-78	100	556
15. Brian Tracey, 07-11	131	556
17. Mark Argust, 97-01	112	553
18. Joe Hart, 86-90	112	550
19. Chris Hudson, 16-20	109	539
20. Ray Andersen, 68-71	71	534

FIELD GOALS ATTEMPTED

	G	NO
1. Tyler McFarland, 12-16	112	1591
2. Jason Westrol, 06-10	134	1553
3. Ryan Richmond, 15-19	108	1513
4. Billy Holden, 86-90	113	1479
5. Mike Driscoll, 65-69	85	1353
6. Sean Cooke, 02-06	123	1351
7. Brian Hammel, 71-75	105	1350
8. Tim Forbes, 02-06	122	1283
9. Al Grenfell, 71-75	104	1260
10. Derek Dixon, 83-87	112	1259
11. Marty Bricketto, 73-77	102	1217
12. Don Wilcenski, 79-83	106	1211
13. Jamie Baker, 95-99	105	1203
14. Kevin Van Dam, 98-02	116	1172
15. Charlie Wootton, 74-78	100	1153
15. Brian Tracey, 07-11	133	1153
17. Kevin Bower, 76-80	102	1093
18. Jasper Grassa, 10-14	111	1083
19. Gary Eckmann, 64-68	76	1072
20. Mason Webb, 18-23	118	1069



Derek Dixon '87

FIELD GOAL PERCENTAGE (Min.. 250 Made)

	FG-FGA	PCT
1. Todd Orlando, 80-84	638-1035	.616
2. Mark Argust, 97-01	553-912	.606
3. J.D. Asselta, 92-96	624-1049	.595
4. Jeff Holmes, 03-07	406-701	.579
5. Kip Jones, 81-85	300-524	.573
6. Al Grenfell, 71-75	714-1260	.567
7. Paul Faison, 76-80	397-710	.559
8. Bob Watson, 63-67	284-514	.553
9. Lou Gervais, 75-79	288-531	.542
10. Joe Betley, 76-80	430-794	.542
11. Chris Hudson, 16-20	539-1002	.538
12. Kevin Bower, 76-80	586-1092	.536
13. Andy Erickson, 99-03	438-816	.535
14. Joe Hart, 86-90	550-1028	.535
15. Greg Lacasse, 01-05	299-561	.533
16. Brian Hammel, 73-77	717-1350	.531
17. Sean Wood, 87-88, 89-92	519-979	.530
18. Lamar Reddicks, 96-00	473-893	.530
19. Mark Calzonetti, 83-85	268-508	.528
20. Zach Laput, 20-23	367-697	.527

FREE THROWS MADE

	G	NO
1. Billy Holden, 86-90	113	621
2. Ryan Richmond, 15-19	108	479
3. Tim Forbes, 02-06	122	443
4. Alex Mavroukas, 94-98	103	399
5. Todd Orlando, 80-84	108	395
6. Jason Westrol, 06-09	134	389
7. John Sagarino, 91-95	107	386
8. Ray Andersen, 68-71	71	361
9. Mark Argust, 97-01	112	357
10. Tyler McFarland, 12-16	112	351
11. Brian Hammel, 71-75	105	333
12. Tom Dowling, 07-11	117	324
13. Derek Dixon, 83-87	112	314
14. Ben Sheffield, 64-68	85	309
14. Mike Driscoll, 65-69	85	309

16. Chris Hudson, 16-20	109	301
17. Sean Wood, 87-88, 89-92	98	296
18. Kevin Van Dam, 98-02	116	289
19. Nate Fritsch, 03-08	132	287
20. Brian Tracey, 07-11	131	285

FREE THROWS ATTEMPTED

	G	NO
1. Billy Holden, 86-90	113	787
2. Todd Orlando, 80-84	108	583
3. Ryan Richmond, 15-19	108	567
4. Jason Westrol, 06-10	134	530
4. Tim Forbes, 02-06	122	530
6. Alex Mavroukas, 91-95	103	510
6. Mark Argust, 97-01	112	510
8. Ray Andersen, 68-71	71	502
9. Ben Sheffield, 64-68	85	499
10. J.D. Asselta, 92-96	112	478
11. John Sagarino, 91-95	107	475
12. Derek Dixon, 83-87	112	447
13. Bob Walker, 63-67	81	443
14. Brian Hammel, 71-75	105	424
15. Tom Dowling, 07-11	117	420
16. Jeff Bishop, 98-03	108	409
17. Scott Conrad, 69-72	72	405
17. Tyler McFarland, 12-16	112	405
19. Chris Hudson, 16-20	109	396
20. Mike Driscoll, 65-69	85	394

FREE THROW PERCENTAGE (Min. 150 Made)

	FT-FTA	PCT
1. Mason Webb, 18-23	213-235	.910
2. Jack Sparks, 76-80	253-288	.878
3. Tyler McFarland, 12-16	351-405	.867
4. Ryan Richmond, 15-19	479-567	.845
5. Zach Laput, 20-23	234-277	.845
6. Paul Faison, 76-80	263-312	.843
7. Tom Quinlan, 90-94	163-195	.836
8. Tim Forbes, 02-06	443-530	.836
9. Kevin Bower, 76-80	274-330	.830
10. Jamie Baker, 95-99	233-281	.829
11. John Schmuck, 85-89	261-319	.818
12. Nate Fritsch, 03-08	287-352	.815
13. Andres Cabrero, 83-87	187-230	.813
14. John Sagarino, 91-95	386-475	.813
15. Lew Finnegan, 06-09	250-308	.812
16. Jasper Grassa, 10-14	229-284	.806
17. Alex Furness, 12-16	153-190	.805
18. Kevin Van Dam, 98-02	289-360	.803
19. Brian Tracey, 07-11	285-327	.798
20. Mike Mastropaolo, 98-02	183-230	.796

THREE-POINTERS MADE

	G	NO
1. Jasper Grassa, 10-14	111	285
2. Sean Cooke, 02-06	123	276
3. Tim Forbes, 02-06	122	270
4. Kevin Van Dam, 98-02	116	256
5. Jamie Baker, 95-99	105	239
6. Mike Quinn, 07-11	133	235
7. Mason Webb, 18-23	118	223
8. Billy Holden, 86-90	113	208
9. Mike McNally, 99-03	118	206
10. John Sagarino, 91-95	107	202
11. Tyler McFarland, 12-16	122	197
12. Jordan Mello-Klein, 17-22	113	188
13. Ryan Richmond, 15-19	108	182

Bentley Men's Basketball



Career Leaders

14. Lew Finnegan, 06-09	98	179
15. Mike Mastropaolo, 98-02	117	169
16. Tom Quinlan, 90-94	112	168
17. Keegan Hyland, 13-16	77	165
18. Andrew Shaw, 11-15	94	162
19. Danny Lawson, 03-07	125	153
20. Alex Furness, 12-16	106	151

THREE-POINTERS ATTEMPTED

	G	NO
1. Sean Cooke, 02-06	123	747
2. Jasper Grassa, 10-14	111	742
3. Tim Forbes, 02-06	122	734
4. Mike Quinn, 07-11	133	695
5. Kevin Van Dam, 98-02	116	626
6. Jamie Baker, 95-99	105	612
7. Mike McNally, 99-03	118	593
8. Billy Holden, 86-90	113	586
9. Mason Webb, 18-23	118	566
10. John Sagarino, 91-95	107	560
11. Ryan Richmond, 15-19	108	476
12. Tyler McFarland, 12-16	112	466
13. Lew Finnegan, 06-09	98	455
14. Alex Mavroukas, 94-98	103	428
14. Jordan Mello-Klein, 17-22	113	428
16. Tom Quinlan, 90-94	112	426
17. Keegan Hyland, 13-16	77	413
18. Andrew Shaw, 11-15	94	412
19. Mike Mastropaolo, 98-02	117	411
20. Danny Lawson, 03-07	125	396

THREE-POINT PERCENTAGE (Min. 100 Made)

	FG-FGA	PCT
1. Jim Ferrer, 87-89	113-250	.452
2. Nate Fritsch, 03-08	137-310	.442
3. Jordan Mello-Klein, 17-22	188-428	.439
4. Tyler McFarland, 12-16	197-466	.423
5. Seth Stankiewicz, 16-20	109-258	.422
6. Alex Furness, 12-16	151-364	.415
7. Mike Mastropaolo, 98-02	169-411	.411
8. Kevin Van Dam, 98-02	256-626	.409
9. Zach Gilpin, 15-19	122-401	.405
10. Rich Brennan, 94-98	138-344	.401
11. George Karageorgos, 90-94	105-262	.401
12. Bret McHenry, 92-94	100-250	.400
13. Keegan Hyland, 13-16	165-413	.400
14. Brad Walker, 92-96	119-298	.399
15. Sam Leclerc, 10-12	121-305	.397
16. Tom Quinlan, 90-94	168-426	.394
17. Mason Webb, 18-23	223-566	.394
18. Lew Finnegan, 05-09	179-455	.393
19. Andrew Shaw, 11-15	162-412	.393
20. Jamie Baker, 95-99	239-612	.391

STEALS

	G	NO
1. Billy Holden, 86-90	113	253
2. Jason Westrol, 06-10	134	250
3. Mike Quinn, 07-11	133	190
4. Tim Forbes, 02-06	122	172
5. Derek Dixon, 83-87	112	169
5. Alex Mavroukas, 94-98	103	169
7. Jordan Mello-Klein, 17-22	113	160
8. Alexander Hall, 89-93	112	147
9. Andy Kupec, 79-83	106	145
10. Lamar Reddicks, 96-00	110	143
11. Chris Sawyer, 89-93	113	141

12. Kevin Van Dam, 98-02	116	139
13. Kip Jones, 81-85	109	137
14. J.P. Koury, 11-15	103	136
15. Don Wilcenski, 79-83	106	134
16. Hank Vetrano, 76-80	79	133
17. Sean Cooke, 02-06	123	130
18. Chad Woodley, 81-85	112	128
18. Marty Bricketto, 73-77	102	128
20. Marcus Stewart, 88-92	104	127

BLOCKS

	G	NO
1. Todd Orlando, 80-84	108	196
2. Tyler McFarland, 12-16	112	163
3. Alexander Hall, 89-93	112	113
4. J.D. Asselta, 92-96	112	102
5. Pete Blust, 17-22	79	87
6. Nate Fritsch, 03-08	132	84
6. Chris Hudson, 16-20	109	84
8. Mark Argust, 97-01	112	82
9. Rudy Hall, 94-98	103	82
10. Andy Erickson, 99-03	106	78
11. Mike Manteiga, 84-88	83	75
11. Tim Buckley, 86-90	95	75
11. Jeff Holmes, 03-07	123	75
14. Eric Wilkinson, 81-85	100	72
15. Pasi Lahtinen, 90-93	73	65
16. Charlie Wootton, 74-78	100	58
16. Brian Wright-Kinsey, 18-23	109	58
18. Brian Tracey, 07-11	131	57
19. Jeff Bishop, 98-03	108	56
20. Kip Jones, 81-85	109	54

GAMES PLAYED

	NO
1. Jason Westrol, 06-10	134
2. Mike Quinn, 07-11	133
3. Nate Fritsch, 03-08	132
4. Brian Tracey, 07-11	131
5. Danny Lawson, 03-07	125
6. Sean Cooke, 02-06	123
6. Jeff Holmes, 03-07	123
8. Tim Forbes, 02-06	122
9. Danny Whall, 02-06	120
10. Mike McNally, 99-03	118
10. Mason Webb, 18-23	118
12. Mike Mastropaolo, 98-02	117
12. Pat Durgin, 98-02	117
12. Tom Dowling, 07-11	117
15. Kevin Van Dam, 98-02	116
16. Shaun Murphy, 87-91	115
17. Marc Cobia, 89-93	114
18. Chris Sawyer, 89-93	113
18. John Schmuck, 85-89	113
18. Billy Holden, 86-90	113
18. John Brandt, 06-10	113
18. Jordan Mello-Klein, 17-22	113

GAMES STARTED

	NO
1. Mike Quinn, 07-11	133
2. Jason Westrol, 06-10	130
3. Tim Forbes, 02-06	116
4. Kevin Van Dam, 98-02	115
4. Pat Durgin, 02-06	115
6. Tyler McFarland, 12-16	112
7. Jordan Mello-Klein, 17-22	111
8. Lamar Reddicks, 96-00	110

8. Tom Quinlan, 90-94	110
10. Todd Orlando, 80-84	108
11. Brian Hammel, 71-75	105
12. Andy Kupec, 79-83	102
12. Al Grenfell, 71-75	102
14. Billy Holden, 86-90	99
15. Marty Bricketto, 73-77	98
16. Sean Wood, 87-88, 89-92	96
17. Sean Cooke, 02-06	95
18. Kevin Bower, 76-80	94
18. Mike McNally, 99-03	94
18. Jack Sparks, 76-80	94

MINUTES

	MIN
1. Mike Quinn, 07-11	4299
2. Jason Westrol, 06-10	3981
3. Tyler McFarland, 12-16	3897
4. Tim Forbes, 02-06	3807
5. Jordan Mello-Klein, 17-22	3806
6. Derek Dixon, 83-87	3593
7. Billy Holden, 86-90	3574
8. Todd Orlando, 80-84	3549
9. Sean Cooke, 02-06	3524
10. Mason Webb, 18-23	3485
11. Ryan Richmond, 15-19	3468
12. Nate Fritsch, 03-08	3408
13. Kevin Van Dam, 98-02	3390
14. Andy Kupec, 79-83	3310
15. Brian Tracey, 07-11	3295
16. John Sagarino, 91-95	3265
17. Chris Hudson, 16-20	3183
18. Lamar Reddicks, 96-00	3141
19. Jasper Grassa, 10-14	3103
20. Alex Mavroukas, 94-98	3058

AVERAGE MINUTES (Min. 50 games)

	G	AVG
1. Tyler McFarland, 12-16	112	34.8
2. Jordan Mello-Klein, 17-20	113	33.7
3. Jim Ferrer, 87-89	57	33.6
4. Todd Orlando, 90-94	108	32.9
5. Mike Quinn, 07-11	133	32.3
6. Zach Laput, 20-23	60	32.3
7. Ryan Richmond, 15-19	108	32.1
8. Derek Dixon, 83-87	112	32.1
9. Billy Holden, 86-90	113	31.6
10. Andy Kupec, 79-83	106	31.2
11. Tim Forbes, 02-06	122	31.2
12. Mark Calzonetti, 81-85	58	31.2
13. John Sagarino, 91-95	107	30.5
14. Sam Leclerc, 10-12	59	30.5
15. Keegan Hyland, 13-16	77	30.0
16. Jason Westrol, 06-10	134	29.7
17. Alex Mavroukas, 94-98	103	29.7
18. Lew Finnegan, 06-09	98	29.7
19. Mason Webb, 18-23	118	29.5
20. Kevin Van Dam, 98-02	116	29.2

Bentley Men's Basketball



Season Leaders

POINTS

	YEAR	NO
1. Jason Westrol	09-10	696
2. Tyler McFarland	15-16	678
3. Jim Ferrer	88-89	669
4. Ryan Richmond	18-19	667
5. Ryan Richmond	17-18	662
6. Billy Holden	88-89	637
7. Billy Holden	87-88	617
8. Keegan Hyland	15-16	612
9. Zach Laput	22-23	611
10. Ryan Richmond	16-17	609
11. Tim Forbes	04-05	603
11. Jason Westrol	08-09	603
13. Billy Holden	89-90	580
14. Sean Cooke	04-05	573
15. Derek Dixon	86-87	558
16. Joe Hart	89-90	551
17. Chris Hudson	19-20	550
18. Lew Finnegan	08-09	537
19. Kevin Van Dam	01-02	536
20. Brian Tracey	10-11	534
21. Jeff Bishop	01-02	529
21. Jason Westrol	07-08	529
23. Joe Hart	88-89	521
24. Tyler McFarland	13-14	521
25. Brian Hammel	74-75	520
26. Tyler McFarland	14-15	517
27. Keegan Hyland	14-15	513
28. Derek Dixon	85-86	512
29. Jamie Baker	98-99	504
30. J.D. Asselta	94-95	502
31. Ray Andersen	68-69	501

SCORING AVERAGE

	YEAR	PPG
1. Ryan Richmond	17-18	23.6
2. Ryan Richmond	18-19	23.0
3. Ray Andersen	68-69	22.8
4. Tyler McFarland	15-16	22.6
5. Ryan Richmond	16-17	22.6
6. Billy Holden	87-88	22.0
7. Jim Ferrer	88-89	21.6
8. Mike Driscoll	68-69	21.5
9. Billy Holden	89-90	21.5
10. Jason Westrol	09-10	21.1
11. Brian Hammel	74-75	20.8
12. Derek Dixon	86-87	20.7
13. Billy Holden	88-89	20.5
14. Joe Hart	89-90	20.4
15. Keegan Hyland	15-16	20.4
16. Zach Laput	22-23	20.4
17. Mike Driscoll	67-68	20.2

REBOUNDS

	YEAR	NO
1. Scott Conrad	70-71	361
2. Charlie Wootton	75-76	332
3. Scott Conrad	71-72	316
4. Bob Walker	64-65	313
4. Ray Andersen	70-71	313
6. Mark Shea	73-74	311
7. Bob Walker	66-67	310
8. Benton Sheffield	64-65	309
9. Ray Andersen	69-70	308
10. J.D. Asselta	94-95	296
11. Brian Tracey	09-10	292
12. Al Grenfell	72-73	291
13. Charlie Wootton	77-78	281
13. Ray Andersen	68-69	281
15. Al Grenfell	74-75	275

ASSISTS

	YEAR	NO
1. Jim Ferrer	88-89	309
2. Billy Holden	89-90	238
3. Hank Vetrano	78-79	228
4. Brian Hammel	72-73	219
5. Hank Vetrano	77-78	217
6. Jim Ferrer	87-88	215
7. Andy Kupec	80-81	201
8. Andres Cabrero	85-86	180
9. Tom Quinlan	92-93	177
10. Alex Mavroukas	95-96	175

FIELD GOALS MADE

	YEAR	NO
1. Jason Westrol	09-10	254
2. Jim Ferrer	88-89	253
3. Tyler McFarland	15-16	248
4. Ryan Richmond	17-18	240
5. Keegan Hyland	15-16	232
6. Jason Westrol	08-09	229
7. Derek Dixon	86-87	224
8. Ryan Richmond	18-19	220
9. Joe Hart	89-90	217
10. Brian Hammel	74-75	216
10. Zach Laput	22-23	216

FIELD GOALS ATTEMPTED

	YEAR	NO
1. Jason Westrol	09-10	537
2. Jim Ferrer	88-89	536
3. Tyler McFarland	15-16	515
4. Ryan Richmond	17-18	497
5. Ryan Richmond	18-19	470
6. Keegan Hyland	15-16	459
7. Billy Holden	88-89	445
8. Jason Westrol	08-09	443
9. Billy Holden	89-90	436
10. Jamie Baker	98-99	431

FIELD GOAL PCT (Min. 4 FG/G)

	YEAR	PCT
1. Mark Argust	00-01	.643
2. Bob Martin	67-68	.636
3. Todd Orlando	83-84	.636
4. Sean Wood	87-88	.629
5. Todd Orlando	82-83	.627
6. Kip Jones	83-84	.627
7. Todd Orlando	80-81	.620
8. J.D. Asselta	95-96	.620
9. Al Grenfell	74-75	.611
10. Paul Faison	78-79	.611

3-POINT FIELD GOALS MADE

	YEAR	NO
1. Tim Forbes	04-05	95
2. Sean Cooke	03-04	88
2. Sean Cooke	04-05	88
4. Jamie Baker	98-99	87
5. Jasper Grassa	11-12	82
6. Jasper Grassa	12-13	80
6. Jasper Grassa	13-14	80
6. Alex Furness	15-16	80
9. Tim Forbes	05-06	79
10. Jordan Mello-Klein	21-22	77

3-POINT FG PERCENTAGE (Min. 40 made)

	YEAR	PCT
1. Kevin Van Dam	98-99	.511
2. Jim Ferrer	87-88	.500
3. Tyler McFarland	13-14	.495

4. Jordan Mello-Klein	19-20	.468
5. Nate Fritsch	07-08	.467
6. Alex Furness	15-16	.460
7. Tyler McFarland	14-15	.451
8. Tom Quinlan	92-93	.450
8. Brad Walker	95-96	.450
10. Sam Leclerc	11-12	.448

FREE THROWS MADE

	YEAR	NO
1. Billy Holden	89-90	198
2. Billy Holden	88-89	190
3. Billy Holden	87-88	173
4. Ryan Richmond	18-19	171
5. Tim Forbes	04-05	156
6. Ryan Richmond	16-17	155
7. Ray Andersen	68-69	149
8. Jason Westrol	09-10	146
9. Alex Mavroukas	96-97	138
10. Mark Argust	00-01	135

FREE THROW PERCENTAGE (Min. 2 FT/G)

	YEAR	PCT
1. Mason Webb	19-20	.913
2. Mason Webb	22-23	.910
3. Jack Sparks	77-78	.908
4. Jack Sparks	78-79	.905
5. Jamie Baker	96-97	.902
6. Mike Mastropolo	01-02	.893
7. Robbie Robinson	74-75	.893
8. Ryan Richmond	18-10	.891
9. Tyler McFarland	15-15	.885
10. Kevin Bower	76-77	.883

STEALS

	YEAR	NO
1. Billy Holden	88-89	79
2. Jason Westrol	09-10	76
3. Jason Westrol	07-08	75
4. Jim Ferrer	88-89	69
5. Billy Holden	87-88	65
6. Billy Holden	89-90	64
6. Tim Forbes	04-05	64
8. Hank Vetrano	78-79	63
8. Jason Westrol	08-09	63
10. Mark Calzonetti	84-85	62

BLOCKED SHOTS

	YEAR	NO
1. Alexander Hall	92-93	61
2. Todd Orlando	82-83	60
3. Todd Orlando	83-84	58
4. Pete Blust	21-22	57
5. Tyler McFarland	14-15	55
6. Tyler McFarland	15-16	54
7. Chris Hudson	19-20	43
8. Todd Orlando	80-81	40
9. Todd Orlando	81-82	38
10. Pasi Lahtinen	90-91	37

MINUTES PER GAME


	YEAR	AVG
1. Jordan Mello-Klein	22-23	37.7
2. Ryan Richmond	18-19	37.5
3. Derek Dixon	85-86	36.7
4. Tyler McFarland	15-16	36.4
5. Chris Hudson	19-20	36.3
6. Tyler McFarland	14-15	36.2
7. Mark Calzonetti	84-85	35.9
8. Chris Hudson	18-19	35.8
9. Ryan Richmond	17-18	35.8
10. Billy Holden	89-90	35.6

Bentley Men's Basketball




Single Game Bests


POINTS			
45	Ryan Richmond vs. Adelphi, 2-24-17	17	Jim Ferrer vs. Quinnipiac, 3-7-89
44	Ryan Richmond vs. AIC, 1-16-19	15	Hank Vetrano vs. Harvard, 12-6-77
40	Ray Andersen vs. Sacred Heart, 2-8-69	15	Hank Vetrano vs. Central Conn, 2-4-78
40	Billy Holden vs. Stonehill, 3-11-89	15	Jim Ferrer vs. AIC, 3-2-89
39	Ryan Richmond vs. Stonehill, 2-1-17	15	Jim Ferrer vs. Stonehill, 3-18-89
39	Ryan Richmond vs. Franklin Pierce, 2-20-18	15	Billy Holden vs. Stonehill, 2-21-90
37	Scott Conrad vs. Eastern Nazarene, 12-12-70	15	Jordan Mello-Klein vs. Wilmington, 11-8-19
37	Billy Holden vs. Saint Anselm, 2-25-88		
36	Bob Walker vs. MIT JV, 2-12-64	3-POINT FIELD GOALS	
36	Jim Fuerst vs. Westfield State, 12-4-71	8	Billy Holden vs. Saint Anselm, 2-25-88
36	Charlie Wootton vs. Sacred Heart, 1-19-77	8	Jamie Baker vs. Saint Rose, 11-14-97
36	Jamie Baker vs. Saint Rose, 11-14-97	8	Lew Finnegan vs. Saint Rose, 12-8-08
36	Tyler McFarland vs. Assumption, 2-6-16	8	Mason Webb vs. Felician, 3-12-22
35	Ray Andersen vs. Bryant, 2-20-69	7	Billy Holden vs. Stonehill, 3-11-89
35	Ray Andersen vs. Babson, 2-6-70	7	Bret McHenry vs. Rollins, 1-5-94
35	Brian Hammel vs. C.W. Post, 12-14-74	7	Bret McHenry vs. Springfield, 2-22-94
35	Jim Ferrer vs. Stonehill, 3-11-89	7	Mike McNally vs. Stonehill, 1-22-00
35	Tim Forbes vs. Southern New Hampshire, 3-3-05	7	Kevin Van Dam vs. Merrimack, 1-22-01
35	Jasper Grassa vs. Saint Anselm, 11-13-13	7	Mike McNally vs. Saint Anselm, 12-4-01
35	Ryan Richmond vs. Saint Anselm, 2-28-18	7	Sean Cooke vs. Pace, 1-17-04
35	Ryan Richmond vs. Stonehill, 2-6-19	7	Tim Forbes vs. Assumption, 1-8-05
		7	Sean Cooke vs. Pace, 2-28-05
		7	Tim Forbes at Pace, 2-4-06
		7	Jason Westrol vs. C.W. Post, 3-17-09
		7	Jasper Grassa vs. So. New Hampshire, 12-3-11
		7	Jasper Grassa vs. Le Moyne, 1-8-14
		7	Tyler McFarland vs. New Haven, 12-21-14
		7	Keegan Hyland vs. Le Moyne, 1-23-16
		7	Seth Stankiewicz vs. Franklin Pierce, 2-22-90
		7	Colton Lawrence vs. Southern N.H., 2-12-22
FIELD GOAL ACCURACY		TEAM SCORING	
12-12	Tyler McFarland vs. AIC, 1-18-14	136	vs. Rhode Island College, 1972-73
11-11	Bob Martin vs. Maine/Portland-Gorham, 2-3-68	129	vs. Rhode Island College, 1974-75
9-9	Joe Betley vs. Hartford, 1-28-78	129	vs. Stonehill, 1988-89
9-9	Todd Orlando vs. Bowdoin, 12-28-82	126	vs. Emerson, 1963-64
8-8	Frank Cleary vs. Gordon, 2-20-71	126	vs. Curry, 1966-67
8-8	Kevin Bower vs. Hartford, 1-29-77	124	vs. Husson, 1966-67
8-8	Don Wilcenski vs. St. Joseph's, Maine, 11-25-80	123	vs. New England College, 1969-70
8-8	Tyler McFarland vs. Franklin Pierce, 2-25-14	119	vs. Babson, 1966-67
8-8	Zach Laput vs. Goldey-Beacom, 11-11-22	119	vs. Maine-Portland-Gorham, 1968-69
13-14	J.D. Asselta vs. Quinnipiac, 12-9-95	119	vs. Jersey City State, 1971-72
11-12	Brian Tracey vs. Pace, 1-29-11	118	vs. New England College, 1964-65
		118	vs. Maine-Portland-Gorham, 1969-70
		118	vs. Westfield State, 1971-72
		118	vs. Babson, 1972-73
		118	vs. New Haven, 1974-75
		118	vs. Keene State, 1992-93
REBOUNDS			
32	Phil Needle vs. Newark Engineering, 12-5-69		
27	James Fredrickson vs. Wentworth, 3-3-64		
27	Brian Kelly vs. New Hampshire College, 2-15-64		
25	Bob Walker vs. Barrington, 1-4-64		
25	Brian Kelly vs. Wentworth, 3-3-64		
25	Bob Walker vs. Lowell Tech, 12-15-66		
ASSISTS			
17	Brian Hammel vs. St. Michael's, 12-30-72		
17	Brian Hammel vs. Palm Beach Atlantic, 1-4-73		



Charlie Wootton '78



Joe Hart '90



Paul Faison '80

Dana Center Records

INDIVIDUAL, GAME (by Bentley players)

Most Points:	44	Ryan Richmond vs. American Int'l., Jan. 16, 2019
Most Field Goals:	16	Tyler McFarland vs. Concordia, Nov. 8, 2013
	16	Ryan Richmond vs. Stonehill, Feb. 1, 2017
	16	Ryan Richmond vs. American Int'l., Jan. 16, 2019
Most 3-Point FG:	8	Billy Holden vs. Saint Anselm, Feb. 25, 1988
		Jamie Baker vs. Saint Rose, Nov. 14, 1997
		Mason Webb vs. Felician, Mar. 12, 2022
Most Free Throws:	21	Billy Holden vs. Lowell, Jan. 8, 1990
Most Rebounds:	19	Al Grenfell vs. Assumption, Jan. 18, 1975
Most Assists:	17	Jim Ferrer vs. Quinnipiac, Mar. 17, 1989

INDIVIDUAL, GAME (by opposing players)

Most Points:	47	Daren Alix, Merrimack, Feb. 19, 1997
	47	Michael Mallory, Southern Conn, Jan. 30, 2016
Most Field Goals:	17	Carlton Hurdle, Bridgeport, Feb. 14, 1981
Most 3-Point FG:	10	Michael Mallory, Southern Conn, Jan. 30, 2016
Most Free Throws:	15	Dave Caligaris, Northeastern, Jan. 27, 1977
Most Rebounds:	22	John Grochowalski, Assumption vs. Hartford, Mar. 9, 1974
Most Assists:	19	Peter Dufour, Merrimack, Feb. 28, 1978


TEAM

Most Points:	132	Bridgeport vs. Stonehill, Mar. 17, 1989
Most Points, Combined:	259	Bridgeport 132, Stonehill 127, Mar. 17, 1989
Most Field Goals:	56	Bentley vs. Rhode Island College, Feb. 13, 1975
Most 3-Point FG:	19	Bentley vs. Felician, Mar. 12, 2022

Bentley Men's Basketball



Bentley All-Americans



Jason Westrol

2010 NABC Div. II National Player of the Year


2010 *Division II Bulletin* National Player of the Year

NABC Division II, 2008-09 & 2009-10

Basketball Times Div. II, 2008-09 (3rd team) & 2009-10 (1st team)

Division II Bulletin, 2008-09 (4th team) & 2009-10 (1st team)

Daktronics Division II, 2009-10 (1st team)



Jim Ferrer

NABC Division II 2nd team, 1988-89
Basketball Times, 1st team, 1988-89



Tim Forbes

NABC Division II, 2004-05

Bentley Men's Basketball




Bentley All-Americans




Nate Fritsch

NABC Division II, 2007-08
Division II Bulletin 2nd team, 2007-08
Basketball Times 3rd team, 2007-08



Al Grenfell

NABC Division II 2nd team, 1974-75



Brian Hammel

NABC Division II 1st team, 1973-74
NABC Division II 1st team, 1974-75
Associated Press, 2nd team, 1974-75



Zach Laput

NABC Division II, 2022-23
D2CCA, 2nd team, 2022-23

Bentley Men's Basketball




Bentley All-Americans



Tyler McFarland

NABC Division II, 2015-16



Todd Orlando

Basketball Weekly 2nd team, 1983-84



Ryan Richmond

NABC Division II, 2018-19

Bentley Men's Basketball



Honor Roll

NABC DIV. II DISTRICT COACH OF THE YEAR

Al Shields, 1975 Frank Sullivan, 1985, 1989
Jay Lawson, 1993, 2004, 2005, 2007, 2008

NORTHEAST-10 PLAYER OF THE YEAR

Jim Ferrer, 1989 Jason Westrol, 2010
Zach Laput, 2023

NORTHEAST-10 DEFENSIVE PLAYER OF THE YEAR

Rudy Hall, 1997 (co) Chris Hudson, 2020

NORTHEAST-10 MAN OF THE YEAR

Keegan Hyland, 2016

NORTHEAST-10 SCHOLAR-ATHLETE SPORT EXCELLENCE AWARD - MBB

Keegan Hyland, 2015, 2016 Ryan Richmond, 2019

ALL-NORTHEAST-10 ELITE 24 AWARD

Adria Amabilino-Perez, 2022

NORTHEAST-10 ROOKIE OF THE YEAR

Todd Orlando, 1981 Sean Wood, 1988

NORTHEAST-10 COACH OF THE YEAR

Frank Sullivan, 1985, 1988, 1989
Jay Lawson, 1993, 2004, 2005, 2007, 2008, 2016

ALL-NORTHEAST-10 - First Team

Don Wilcenski, 1983	Todd Orlando, 1983, 1984
Mark Calzonetti, 1985	Derek Dixon, 1986, 1987
Jim Ferrer, 1989	Billy Holden, 1988, 1989, 1990
Alexander Hall, 1993	Bret McHenry, 1994
J.D. Asselta, 1995, 1996	Alex Mavroukas, 1996
Mark Argust, 2001	Tim Forbes, 2005
Nate Fritsch, 2008	Lew Finnegan, 2009
Jason Westrol, 2009, 2010	Brian Tracey, 2011
Sam Leclerc, 2012	Tyler McFarland, 2016
Ryan Richmond, 2018, 2019	Chris Hudson, 2020
Jordan Mello-Klein, 2022	Zach Laput, 2023

ALL-NORTHEAST-10 - Second Team

Don Wilcenski, 1981, 1982	Todd Orlando, 1982
Kip Jones, 1984	Chad Woodley, 1985
Jim Ferrer, 1988	Brian Walmsley, 1988
Joe Hart, 1990	Sean Wood, 1991, 1992
Tom Quinlan, 1993	Alex Mavroukas, 1997, 1998
Jamie Baker, 1998, 1999	Mark Argust, 2000
Kevin Van Dam, 2002	Jeff Bishop, 2003
Sean Cooke, 2006	Tim Forbes, 2006
Nate Fritsch, 2007	Jeff Holmes, 2007
Lew Finnegan, 2008	Jason Westrol, 2008
Brian Tracey, 2010	Tyler McFarland, 2014, 2015
Keegan Hyland, 2016	Ryan Richmond, 2017
Colton Lawrence, 2022	Matt Leritz, 2023

ALL-NORTHEAST-10 - Third Team

Jeff Bishop, 2002	Andy Erickson, 2003
Tim Forbes, 2004	Sean Cooke, 2005
Greg Lacasse, 2005	Yusuf Abdul-Ali, 2007, 2008
Tom Dowling, 2011	Keegan Hyland, 2015
Chris Hudson, 2020	Mason Webb, 2023

NORTHEAST-10 ALL DEFENSIVE TEAM

Brian Wright-Kinsey, 2023

ALL-NORTHEAST-10 - Honorable Mention

Chris Sawyer, 1993	Brad Walker, 1996
Lamar Reddicks, 2000	Kevin Van Dam, 2001
Jasper Grassa, 2014	Alex Furness, 2016

ALL-NEW ENGLAND DIVISION II (First Team Only)

Brian Hammel, 1973	UPI
Brian Hammel, 1974	AP, UPI
Brian Hammel, 1975	UPI
Al Grenfell, 1975	UPI, NABC
Derek Dixon, 1987	UPI
Jim Ferrer, 1989	UPI, NABC
Billy Holden, 1989	UPI, NABC
Billy Holden, 1990	UPI

ALL-ECAC DIVISION II

(Div. III prior to 1972, Div. II North 1984-2009)
(First Team Only)

Mike Driscoll, 1968	Ray Andersen, 1971
Brian Hammel, 1974, 1975	Al Grenfell, 1975
Todd Orlando, 1984	Mark Calzonetti, 1985
Derek Dixon, 1986	Jim Ferrer, 1989
Billy Holden, 1989, 1990	Joe Hart, 1990
J.D. Asselta, 1996	Tim Forbes, 2005
Nate Fritsch, 2008	Jason Westrol, 2008, 2009

D2CCA DIVISION II EAST REGION PLAYER OF THE YEAR

Zach Laput, 2023

D2CCA DIVISION II ALL-REGION

Jeff Bishop, 2003 (2nd)	Tim Forbes, 2005 (1st)
Jeff Holmes, 2007 (2nd)	Nate Fritsch, 2007 (1st)
Jason Westrol, 2008 (1st), 2009 (2nd), 2010 (1st)	
Lew Finnegan, 2009 (2nd)	Tyler McFarland, 2016
Ryan Richmond, 2019 (1st)	Chris Hudson, 2020 (2nd)
Jordan Mello-Klein, 2022 (1st)	Zach Laput, 2023 (1st)

ECAC DIV. II NORTH ROOKIE OF THE YEAR

Sean Wood, 1988

SAM SCHOENFELD SPORTSMANSHIP AWARD


1977-78	Al Shields, Coach
1990-91	Frank Sullivan, Coach

Bentley Men's Basketball




Basketball in the Bentley Athletic Hall of Fame

Name	Inducted	Comment
Ray Andersen '71	1986	Holds Bentley record for career scoring average, putting up 20.1 PPG during his 3 seasons
J.D. Asselta '96	2005	One of only four players in school history with 1500 points and 800 rebounds in career
Joe Betley '80	1991	Three-time Academic All-America®; NCAA postgraduate scholarship recipient
Kevin Bower '80	1997	Six-foot-six sharpshooter who finished career with 1,446 points
Marty Bricketto '77	1996	Averaged in double figures all four seasons; 1,387 career points
Tom Cockill '75	1992	Helped Bentley to 91-14 record from 1971-75; was 2nd in career assists
Scott Conrad '72	1987	One of the top rebounders in Bentley history; record 361 boards in 1970-71
Derek Dixon '87	1998	Two-year captain and workhorse who amassed 1,642 career points
Mike Driscoll '69	1989	First player in Bentley history with 1,500+ career points (finished with 1,511)
Paul Faison '80	1997	Two-time team MVP and 1,000-point scorer who began career as a walk-on
Jim Ferrer '89	2002	Eclipsed both 1,000 points and 500 assists in only two seasons, All-America
Bob Fisher '65	1984	Captain of first two Bentley varsity teams; team MVP in 1964
Nate Fritsch '08	2015	Scored over 1400 points while shooting at least 50% overall, 40 from 3 and 80 at the line
Jim Fuerst '73	1995	Career scoring average of 13.3; played on first two NCAA teams
Al Grenfell	1993	One of two Bentley players with 1,000 points & 1,000 rebounds; All-America
Bert Hammel '73	1990	Starred on Bentley's first two NCAA teams; 1,209 career points in 3 years
Brian Hammel '75	1984	Two-time All-America and Bentley's career scoring leader upon graduation
Al Harrington	1992	Assistant coach from 1967-77, when Falcons were 179-73; helped recruit 12 1,000-point scorers
Bill Holden '90	2000	Finished career as Bentley's all-time leading scorer and now ranks second (2,103 points)
Dick Lipe '77	1993	After four years as a team manager, has been Bentley's sports information director since 1977
John Magiera '71	1992	One of only two Bentley athletes to letter in both basketball and baseball
Todd Orlando '84	1998	Four-year starter who finished with 1,671 points and 1,024 rebounds
Gerry Robillard '67	1988	Point guard on Bentley's first four teams; held season, career assist records
Benton Sheffield '68	1990	One of four players in Bentley history to average 15 points, 10 rebounds (career)
Al Shields	1984	First basketball coach and athletic director; 258-106 record from 1963-78
Jack Sparks '80	1999	1,187 career points and one of the top FT shooters in school history; led NCAA Div. II in 1979 (.905)
Kevin Van Dam '02	2010	1,575 career points; one of three in program history with 175+ 3's and .400 accuracy from 3
Bob Walker '67	1985	Bentley's all-time rebounding leader (1,094); 1,301 career points
Jason Westrol '10	2023	2010 NABC Division II National Player of the Year & 2,000-point scorer; 3 NCAA Elite Eight trips
Charlie Wootton '78	1994	Over 1,300 career points; just missed reaching 1,000 career rebound plateau



Kevin Bower '80



Billy Holden '90

Bentley Men's Basketball



Through the Years

1963-64

Won 16, Lost 5 (Overall)

vs. Merrimack	L	86-66
Emerson	W	126-61
Tufts Frosh	W	98-88
Northeastern Frosh	W	80-68
Durfee Tech	W	103-86
Wentworth	W	110-43
St. Francis, Maine	W	99-65
Boston Univ. Frosh	L	66-62
Barrington	W	96-78
Barrington	W	87-74
Bryant	W	96-71
New England Coll.	W	109-95
New England Coll.	W	76-72
Husson	L	92-84
Babson	W	109-101
MIT JV	W	92-76
N.H. College of Acct.	W	104-73
Durfee Tech	W	83-51
Harvard Frosh	L	68-63
Bryant	L	96-88
Wentworth	W	99-67

1964-65

Won 18, Lost 5 (Overall)

vs. Eastern Nazarene	W	95-88
at Ricker	W	80-73
vs. Suffolk	W	75-73
vs. Merrimack	L	97-68
vs. Curry	W	93-87
at Bryant	W	86-84
at New England Coll.	W	107-61
Husson	W	95-83
Durfee Tech	W	88-73
at Durfee Tech	W	73-62
Salem State	L	99-96
at Barrington	W	98-84
Nathaniel Hawthorne	W	101-78
at New Bedford Tech	L	89-75
Pace	W	94-80
New Bedford Tech	W	96-78
New England Coll.	W	118-56
vs. Babson	W	103-92
Maine-Portland	W	91-75
Emerson	W	101-64
at Lowell Tech	L	91-85
Bryant	L	84-81
at St. Francis, Maine	W	92-62

1965-66

Won 15, Lost 6 (Overall)

vs. Eastern Nazarene	W	96-50
vs. Suffolk	W	85-53
vs. Merrimack	W	72-70
Barrington	W	101-57
at Hawthorne	W	88-55
at Salem State	L	88-87
Lowell Tech	W	94-84
Maine-Portland	W	97-84
at Maine-Portland	L	99-83
New England Coll.	W	112-69
at Bryant	L	103-87
at Eastern Nazarene	W	86-79
Babson	W	94-54
at Bloomfield	L	96-82
at Pace	W	74-70
at New England Coll.	W	117-75
St. Francis, Maine	W	98-53
at Husson	W	102-60
Rutgers-Newark	L	91-90
Bryant	L	74-71
Southeastern Mass.	W	95-78

1966-67

Won 18, Lost 4 (Overall)

Curry	W	126-72
Suffolk	W	91-75
Hawthorne	W	107-85
at Gordon	W	84-82
New England College	W	114-81
at Lowell Tech	W	84-69
Maine/Portland-Gorham	W	102-71
Bryant	L	74-72
at SE Mass.	W	85-74
at New England Coll.	W	116-89
Babson	W	119-62
Bloomfield	W	108-91
Newark	W	86-65
at Maine/Port-Gor	W	102-77
Eastern Nazarene	W	83-75
Husson	W	124-79
at Bryant (ot)	L	100-86
at Rutgers-Newark	W	89-77
at Sacred Heart	L	84-76
at St. Francis, Me.	W	99-78
at New York Tech	L	83-81
at FDU-Madison	W	87-75

1967-68

Won 14, Lost 8 (Overall)

at Maine/Port-Gor	W	83-82
at Monmouth	L	85-68
at Newark	L	79-76
St. Francis, Maine	W	105-85
Lowell Tech	W	106-65
FDU-Madison	L	89-76
Pratt Institute	W	90-75
at Sacred Heart	L	80-79
New England Coll.	W	113-81
Gordon	W	106-87
at West. New England	L	103-94
at Bryant	L	91-76
Maine/Portland-Gorham	W	113-73
at Eastern Nazarene	W	112-77
Sacred Heart	W	87-73
at Hawthorne	W	79-66
Rutgers-Newark	W	98-82
Jersey City State	L	87-78
at Southeastern Mass.	L	64-63
Babson	W	72-59
at Bryant	W	99-65
Southeastern Mass.	W	85-72

1968-69

Won 10, Lost 12 (Overall)

Babson	W	108-95
at New England Coll.	W	111-83
at Lowell Tech	L	77-71
Maine/Portland-Gorham	W	119-108
Bryant	L	57-52
Eastern Nazarene	W	87-68
St. Francis, Maine	W	93-86
at Husson	L	115-84
Nebraska Wesleyan	L	104-82
at SE Mass.	L	97-87
at Gordon	W	81-75
Newark	W	97-94
Rochester Tech	W	91-81
Monmouth	L	74-64
at Maine/Port-Gor	W	75-66
at Sacred Heart	L	88-79
at Rutgers-Newark	L	72-66
at Jersey City State	L	79-71
at St. Francis, Me.	L	81-71
at Bryant	L	83-74
at Nichols	W	88-61
Southeastern Mass.	L	108-99

1969-70

Won 17, Lost 8 (Overall)

Maine/Portland-Gorham	W	118-73
at Newark Engineering	W	100-77
at Long Island Univ.	L	90-55
St. Francis, Me.	W	106-88
at Eastern Nazarene	W	103-94
Lowell Tech	W	95-70
at Maine/Port-Gor	W	100-87
Southeastern Mass.	W	105-66
at Boston State (ot)	L	85-80
at Findlay	L	87-78
Georgetown, Ky.	L	103-95
at Southeastern Mass.	W	82-71
Suffolk	W	85-77
New England Coll.	W	123-70
Gordon	W	103-75
at Haverford	W	81-61
at Rochester Tech	L	70-68
at Geneseo State	L	87-76
Merrimack (forfeit)	W	2-0
at Babson	L	84-76
Sacred Heart	W	88-86
Rutgers-Newark	W	96-80
Jersey City State	W	83-73
at Bryant	L	73-69
Nichols	W	105-66

1970-71

Won 16, Lost 8 (Overall)

at Long Island Univ.	L	81-59
Westfield State	W	93-79
Boston State	W	96-74
Eastern Nazarene	W	116-93
at Lowell Tech	W	88-74
at Haverford	W	76-67
at FDU-Madison	L	81-80
at Findlay	L	81-75
Keene State	W	101-74
Salem State	W	103-88
Maine/Portland-Gorham	W	116-94
Boston State	L	121-93
Newark Engineering	W	75-56
at St. Francis, Me.	L	76-67
Southeastern Mass.	W	81-61
at Merrimack	W	101-87
Babson	L	77-74
at Sacred Heart	L	113-87
at Rutgers-Newark	W	72-51
at Jersey City State	W	88-80
at Maine/Port-Gor	W	83-77
at Gordon	W	101-75
Bryant	W	105-96
R.I. College (NAIA)	L	91-89

1971-72

Won 26, Lost 2 (Overall)

at Long Island Univ.	L	94-63
Westfield State	W	118-98
at Boston State	W	86-78
Lowell Tech	W	95-76
at Maine/Port-Gor	W	104-86
New Haven	W	93-79
Norwich	W	98-80
Babson	W	97-79
at St. Leo's, Fla.	W	81-77
at Palm Beach Atlantic	W	98-66
at Florida Bible	W	100-73
Catholic	W	92-83
at WPI	W	89-61
Suffolk	W	107-88
FDU-Madison	W	106-64
at Quinnipiac	W	81-74
at Babson	W	112-81

at Salem State	W	88-84
Sacred Heart	W	94-72
Rutgers-Newark	W	100-79
Jersey City State	W	119-79
St. Francis, Me.	W	102-91
Merrimack	W	96-86
Geneseo State	W	103-92
Utica	W	97-86
at Bryant	W	67-63
\$\$acred Heart	W	96-79
\$\$at Assumption	L	109-103

1972-73

Won 24, Lost 3 (Overall)

Maine/Portland-Gorham	W	96-73
at Lowell Tech	W	98-70
at Kings Point	W	90-64
at Long Island (ot)	L	82-78
at New Haven	W	91-73
Bates	W	105-77
Middlebury	W	77-65
Clark	W	87-79
St. Michael's	W	99-87
at Ft. Lauderdale	W	93-80
at Palm Beach Atlantic	W	91-74
at Palm Beach Atlantic	W	105-85
at WPI	W	94-78
Rhode Island College	W	136-105
Marist	W	79-72
St. Francis, Me.	W	120-77
Quinnipiac	W	93-83
at Sacred Heart	W	67-66
at Merrimack	L	98-93
at Rutgers-Newark	W	82-56
at Jersey City State	W	72-70
Babson	W	118-105
at Catholic	W	83-79
at Cent. Connecticut St. (ot)	W	71-69
Bryant	W	93-87
\$\$Bridgport (3 ot)	W	109-106
\$\$at Assumption	L	87-85

1973-74

Won 18, Lost 7 (Overall)

Lowell Tech	W	105-63
at Bates	W	80-62
Springfield	W	93-77
New Haven	W	82-79
WPI	W	104-79
at C.W. Post	W	52-44
Middlebury	W	108-81
Bryant (ot)	W	83-75
West. New England	W	90-55
Hartford	L	95-82
at Palm Beach Atlantic	L	104-83
Sacred Heart	W	108-93
at Long Island Univ.	L	86-74
at Colby	W	100-86
at Assumption	W	95-91
Merrimack	W	100-95
at Marist	W	39-38
at St. Michael's	L	99-90
at Babson	W	87-76
at Rhode Island Coll.	W	91-78
Cent. Connecticut St.	W	96-85
Quinnipiac	W	99-67
at Bryant	L	77-72
\$\$Assumption	L	85-83
\$\$St. Michael's	L	99-91

1974-75

Won 23, Lost 2 (Overall)

at Lowell Tech	W	96-52
at Springfield	W	82-79

Bentley Men's Basketball



Through the Years

at Cent. Connecticut St.	L	66-61
at Lowell	W	53-48
at New Hampshire Coll.	W	71-69
Queens	W	70-55
So. Connecticut St.	W	65-50
Barry	W	94-63
at St. Thomas, Fla.	W	71-61
at Florida Tech	W	67-65
Bridgeport	L	70-60
St. Michael's	W	75-63
§at Saint Anselm	W	53-47
at Salem State	W	88-70
§at Springfield	W	62-53
§Bryant	W	73-63
§Assumption	W	76-70
§at Stonehill (2 ot)	W	66-65
§Merrimack	W	53-51
§American Int'l.	W	58-56
§at Bryant	W	54-52
§Springfield	W	58-48
§at Assumption	W	69-64
§Stonehill (ot)	W	62-60
§at American Int'l.	L	75-57
§Saint Anselm	W	54-44
§at Merrimack	W	63-47
#Saint Anselm	W	42-41
#Springfield	L	61-48
§at American Int'l.	L	65-49
§Bridgeport	L	83-67

1985-86

Won 8, Lost 19 (Overall)
Won 3, Lost 11 (Northeast-8)

at Quinnipiac	L	75-62
Lowell	W	80-68
at Brandeis (ot)	L	84-83
New Hampshire Coll.	L	82-72
So. Connecticut St.	L	64-63
Middlebury	W	78-74
Assumption	L	64-60
Illinois Tech	W	74-63
at Florida Tech	W	75-72
at Bridgeport	L	82-68
§at Merrimack	L	92-74
§American Int'l.	L	64-56
§at Stonehill	L	79-71
§at Saint Anselm	L	85-68
§Bryant	L	79-78
§at Springfield	L	76-72
§Assumption	L	59-58
at St. Michael's (ot)	L	77-75
§Stonehill	L	83-67
§at American Int'l.	L	78-69
§Saint Anselm	L	86-68
§at Bryant	W	77-76
§at Assumption	W	57-51
§Merrimack	W	73-72
§Springfield	L	68-64
#at Saint Anselm (ot)	W	77-69
#at Springfield	L	56-55

1986-87

Won 11, Lost 16 (Overall)
Won 5, Lost 9 (Northeast-8)

Quinnipiac	W	101-75
at Lowell	L	80-71
Brandeis	W	79-53
at New Hampshire Coll.	L	96-79
at So. Connecticut St.	W	69-56
RPI	W	64-50
Le Moyne	L	83-79
St. Leo's	L	75-69
Bryant	W	79-70
at St. Thomas, Fla.	L	81-77
Bridgeport	W	80-78
St. Michael's	L	76-68

§Merrimack	L	56-51
§at American Int'l.	L	79-63
§Saint Anselm	L	95-81
§Springfield	W	85-73
§at Assumption	L	87-83
§Stonehill	L	84-78
§at Stonehill	L	72-68
§American Int'l.	L	74-72
§at Saint Anselm	L	85-80
§Bryant	W	79-68
§Assumption	W	93-75
§at Merrimack	L	79-69
§at Bryant	W	76-66
§at Springfield	W	72-68
#at Merrimack	L	70-69

1987-88

Won 19, Lost 9 (Overall)
Won 13, Lost 5 (Northeast-10)

at Brandeis	W	92-79
New Hampshire Coll.	L	91-80
Lowell	W	88-71
§Stonehill	W	100-86
So. Connecticut St.	W	70-69
§at St. Michael's	L	95-78
Buffalo	W	84-69
Stonehill	L	90-76
§Assumption	W	88-85
§American Int'l.	W	93-82
at Bridgeport	L	97-89
§at Springfield	W	76-70
§at Bryant	W	90-76
§Merrimack	L	86-84
§at Quinnipiac	W	111-85
§at Saint Anselm	W	114-101
§St. Michael's	W	102-96
§Springfield	L	87-86
§at Stonehill	W	86-75
§at Assumption	L	89-76
§at American Int'l.	W	111-88
§Bryant	W	107-66
§at Merrimack	W	90-80
§Quinnipiac	W	101-88
§Saint Anselm	L	80-79
#American Int'l.	W	100-91
#Quinnipiac	L	94-91
#Saint Anselm	W	112-102

1988-89

Won 25, Lost 6 (Overall)
Won 15, Lost 3 (Northeast-10)

Brandeis	W	99-65
at New Hampshire Coll.	W	88-76
at Lowell	W	90-68
§at Stonehill (ot)	W	112-104
at So. Connecticut St.	W	93-82
§St. Michael's	W	89-85
William Paterson	W	90-81
Kings, Pa.	W	85-80
Keene State	W	89-84
Bridgeport	L	103-93
§at American Int'l.	W	80-70
§Springfield	W	108-88
§Bryant	W	100-85
§at Merrimack	L	84-75
§Quinnipiac	W	93-67
§Saint Anselm	W	85-77
§at St. Michael's (ot)	W	92-89
§at Springfield	W	72-65
§Stonehill	W	103-102
§Assumption	W	94-88
§at Bryant	W	95-74
§Merrimack	W	93-85
§at Quinnipiac	W	85-79
§at Saint Anselm	L	75-70
§at Assumption	L	109-87

§American Int'l.	W	94-88
#Quinnipiac	W	95-76
#Saint Anselm	W	94-87
#Stonehill	L	116-111
§Sacred Heart	L	103-88
§Stonehill	W	129-118

1989-90

Won 15, Lost 12 (Overall)
Won 11, Lost 7 (Northeast-10)

at Brandeis	W	95-80
New Hampshire Coll.	L	115-93
§at Springfield	W	83-74
So. Connecticut St.	L	80-78
§Saint Anselm	L	100-90
at Keene State	W	72-62
Queens	W	76-55
West Chester	L	84-83
at Bridgeport	L	104-99
Lowell (2ot)	W	103-95
§at Assumption	W	101-89
§at St. Michael's	W	81-68
§Merrimack	L	86-69
§at American Int'l.	W	70-65
§at Stonehill	L	110-102
§Quinnipiac	W	90-74
§at Saint Anselm	L	104-91
§at Bryant	W	89-68
§Springfield	W	98-64
§St. Michael's (ot)	W	93-85
§at Merrimack	L	98-92
§American Int'l.	W	105-90
§Stonehill	W	114-101
§at Quinnipiac	W	88-72
§Bryant (ot)	L	85-80
§Assumption	L	97-94
#American Int'l.	L	91-86

1990-91

Won 11, Lost 18 (Overall)
Won 7, Lost 11 (Northeast-10)

Brandeis	W	75-72
at New Hampshire Coll.	L	96-79
at Lowell	L	76-69
§Springfield	W	69-67
at So. Connecticut St.	L	73-66
§at Saint Anselm	L	71-70
Saint Rose	L	70-69
Pace	W	77-70
Bridgeport	L	96-76
Keene State	L	86-77
§Assumption	L	97-93
§St. Michael's	W	92-90
§at Merrimack	L	90-83
§American Int'l.	W	91-88
§Stonehill	L	97-90
§at Quinnipiac	L	93-77
§Saint Anselm	W	75-57
§Bryant	W	76-73
§at Springfield	W	79-67
§at St. Michael's	L	84-76
§Merrimack	L	96-81
§at American Int'l.	L	99-74
§at Stonehill	L	103-97
§Quinnipiac	L	83-77
§at Bryant	W	88-82
§at Assumption	L	78-76
#at Merrimack (ot)	W	99-93
#Saint Anselm	W	79-76
#at Assumption	L	89-72

1991-92

Won 17, Lost 10 (Overall)
Won 10, Lost 8 (Northeast-10)

at Brandeis	W	87-82
§at Bryant	W	84-69
UMass-Lowell	W	84-81
§Merrimack	L	83-79
So. Connecticut St.	W	93-79
at Keene State	W	102-74
Middlebury	W	101-65
East Stroudsburg	W	80-66
at Bridgeport	L	105-90
N.H. College (ot)	W	94-92
§at Quinnipiac	W	84-75
§Saint Anselm	W	87-78
§Assumption (ot)	L	85-84
§Springfield	W	62-60
§at Stonehill	L	82-80
§at St. Michael's	W	83-77
§at Merrimack (ot)	W	96-93
§American Int'l.	W	92-84
§Bryant	L	68-67
§at Saint Anselm (ot)	L	94-88
§at Assumption	W	96-93
§at Springfield	L	99-75
§Stonehill	L	88-80
§St. Michael's	W	65-63
§at American Int'l.	L	116-91
§Quinnipiac	W	93-83
#Saint Anselm	L	102-91

1992-93

Won 24, Lost 7 (Overall)
Won 15, Lost 3 (Northeast-10)

Brandeis	W	94-75
§Bryant	W	90-68
at UMass-Lowell	W	68-65
§at Merrimack	W	78-63
at So. Connecticut St.	L	97-93
Keene State	W	118-83
Dowling	W	81-58
Mercy	W	80-77
at Saint Leo	L	89-85
at Rollins	W	72-69
§Quinnipiac	W	81-76
§at Saint Anselm	W	87-85
§at Assumption	W	79-70
§at Springfield	L	69-65
§Stonehill	L	80-59
§St. Michael's	W	89-57
§Merrimack	W	71-60
§at American Int'l.	W	77-72
§at Bryant	W	65-56
§Saint Anselm	W	92-68
§Assumption	W	88-81
§Springfield	W	85-73
§at Stonehill	W	97-87
§at St. Michael's	W	65-57
§American Int'l.	W	77-64
§at Quinnipiac	L	76-63
#Merrimack	W	87-67
#Quinnipiac	W	93-69
#Saint Anselm	L	79-74
§Franklin Pierce	L	95-74
§Saint Anselm	W	109-90

1993-94

Won 14, Lost 13 (Overall)
Won 8, Lost 10 (Northeast-10)

at Brandeis	W	74-72
§Saint Anselm	L	77-66
UMass-Lowell	W	77-62
§at Quinnipiac	L	79-66
So. Connecticut St.	W	90-84
§at St. Michael's	L	67-64
at Saint Rose	L	84-79
Sacred Heart	W	71-68
West Chester	L	86-79
at Florida Tech	W	93-77

Bentley Men's Basketball



Through the Years

at Rollins	W	65-59
§Merrimack	W	75-63
§at Stonehill	W	92-78
§at Bryant	L	84-74
§Assumption	W	105-74
§American Int'l. (ot)	L	87-84
§at Springfield	L	73-65
§St. Michael's	W	81-72
§at Saint Anselm	L	105-85
§Quinnipiac	W	78-77
§at Merrimack (ot)	W	75-72
§Stonehill	L	84-80
§Bryant (ot)	L	103-102
§at Assumption	W	97-83
§at American Int'l.	L	118-102
§Springfield	W	90-77
#Merrimack	L	78-67

1994-95

Won 10, Lost 17 (Overall)
Won 7, Lost 11 (Northeast-10)

at Sacred Heart	L	93-87
§at Saint Anselm	L	92-74
at UMass-Lowell	L	87-65
§Quinnipiac	W	94-74
at So. Connecticut St. (ot)	W	80-77
Brandeis	W	107-57
New England Coll.	W	109-50
Mansfield	L	92-82
at Florida Southern	L	73-69
at Eckerd	L	74-67
§at Merrimack	L	81-73
§Stonehill	L	85-73
§Bryant	W	74-66
§St. Michael's	W	99-95
§at Assumption	W	115-102
§at American Int'l.	L	89-86
§Springfield	W	100-84
§at St. Michael's	L	67-64
§Saint Anselm	L	92-72
§at Quinnipiac	L	99-71
§Merrimack	W	91-85
§at Stonehill	L	84-74
§at Bryant	L	74-69
§Assumption	W	107-80
§American Int'l.	L	66-65
§at Springfield	L	86-77
#at Saint Anselm	L	68-66

1995-96

Won 18, Lost 9 (Overall)
Won 11, Lost 5 (Northeast-10)

at New Hampshire Coll.	L	83-71
Franklin Pierce (ot)	L	96-91
Sacred Heart	W	95-62
UMass-Lowell	W	88-80
So. Connecticut St.	W	103-96
§Quinnipiac	W	97-82
at Brandeis	W	105-65
§at Stonehill	W	95-81
East Stroudsburg	W	72-64
Florida Southern	W	77-66
at Lynn	W	66-63
Saint Anselm	L	88-71
§at Assumption	W	106-74
§American Int'l.	L	75-72
§Saint Anselm	L	90-86
§at Quinnipiac	W	87-62
§Merrimack	W	100-83
§St. Michael's	W	97-89
§at Bryant	W	59-57
§Assumption	W	110-92
§at Saint Anselm	L	89-74
§at American Int'l.	W	87-78
§Bryant	W	87-67
§Stonehill	L	86-63

§at Merrimack	L	81-76
§at St. Michael's	L	96-82
#American Int'l. (ot)	L	87-85

1996-97

Won 16, Lost 11 (Overall)
Won 10, Lost 8 (Northeast-10)

West Chester	W	65-49
Adelphi	L	68-66
at UMass-Lowell	W	83-70
§at Merrimack	W	86-65
§Assumption	L	82-70
at Sacred Heart	W	76-56
New Haven	W	87-66
Shippensburg	W	74-68
at Saint Leo	W	85-69
at Florida Tech	L	63-58
§Saint Anselm	W	71-63
§Quinnipiac	W	85-70
§at Stonehill	W	94-86
§American Int'l.	W	78-74
§at St. Michael's	L	79-68
§at Bryant	L	82-79
§Le Moyne	W	73-64
§at Saint Anselm	W	58-52
§at Assumption (ot)	L	91-87
§Stonehill	W	88-68
§St. Michael's	L	80-69
§at American Int'l. (ot)	L	76-62
§at Quinnipiac	W	77-63
§Bryant	W	80-63
§Merrimack	L	91-83
§at Le Moyne	L	80-64
#at Bryant	L	83-76

1997-98

Won 16, Lost 11 (Overall)
Won 11, Lost 9 (Northeast-10)

Saint Rose	W	100-77
Sacred Heart	W	92-68
at Franklin Pierce	L	69-59
§at Stonehill	L	102-91
UMass-Lowell	W	63-47
§Le Moyne	W	90-66
§at Pace	L	71-60
§Bryant	W	66-51
at Eckerd	W	77-73
at Florida Tech	W	78-63
§St. Michael's	W	96-90
§at Assumption	L	91-66
§Merrimack	W	86-73
§Saint Anselm	W	75-66
§Stonehill	W	83-79
§at Bryant	W	91-85
§Quinnipiac	W	74-65
§at Le Moyne	L	96-86
§at American Int'l.	L	73-71
§at Quinnipiac	L	92-76
§Pace	W	69-58
§at Merrimack	L	84-72
§at Saint Anselm	L	86-60
§Assumption	L	102-92
§at St. Michael's	W	79-75
§American Int'l.	W	78-61
#at Saint Anselm	L	71-66

1998-99

Won 16, Lost 12 (Overall)
Won 8, Lost 10 (Northeast-10)

Concordia	W	100-54
Dowling	L	79-75
at New Haven	W	79-71
Franklin Pierce	W	60-45
§American Int'l.	W	77-67

§Stonehill	W	86-64
§at Le Moyne	L	73-55
§at St. Michael's	L	76-63
New Haven	W	97-54
Bluefield State	W	97-56
at Rollins	W	73-68
at UMass-Lowell	W	81-55
§Saint Anselm	L	71-63
§Bryant	W	100-69
§Merrimack	L	90-88
§at Pace	L	90-85
§Assumption	W	111-84
§at Stonehill	W	78-67
§at American Int'l.	W	70-58
§at Assumption (ot)	L	91-89
§Pace	L	86-79
§at Merrimack	L	80-63
§at Bryant	W	90-75
§St. Michael's (ot)	L	97-90
§Le Moyne	W	72-71
§at Saint Anselm	L	72-70
#at Pace	W	99-80
#at St. Michael's	L	87-76

1999-2000

Won 17, Lost 11 (Overall)
Won 10, Lost 8 (Northeast-10)

Bloomsburg	L	81-64
Adelphi	W	79-72
at Franklin Pierce	L	80-77
at New Haven	W	90-65
§Le Moyne	W	84-60
§St. Michael's	W	69-68
§at Stonehill	L	73-66
UMass-Lowell	W	74-70
Bloomsburg (ot)	W	70-66
Franklin Pierce	W	64-59
at Saint Rose	W	75-74
§at Saint Anselm	L	94-72
§at Bryant	W	92-68
§at Merrimack	W	74-56
§Pace	W	80-67
§at Assumption	W	84-70
§Stonehill	W	82-55
§American Int'l. (2 ot)	L	91-88
§Assumption	W	76-66
§at Pace	L	88-85
§Merrimack	L	83-70
§Bryant	W	76-58
§at St. Michael's	L	71-57
§at Le Moyne	W	84-66
§Saint Anselm	L	85-71
§at American Int'l.	L	70-56
#at St. Michael's	W	70-68
#at Merrimack	L	77-67

2000-01

Won 18, Lost 13 (Overall)
Won 13, Lost 9 (Northeast-10)

vs. Armstrong Atlantic	W	72-69
vs. Northern Kentucky	L	70-61
vs. Southwest State	W	75-67
Dowling	W	79-74
Adelphi	L	79-71
§Merrimack	L	89-75
§Stonehill	L	58-55
§at Le Moyne	W	104-75
§St. Michael's	L	93-80
§at Saint Anselm	W	80-71
§at American Int'l.	W	82-73
§Assumption	L	92-88
§Saint Anselm	L	93-77
§at Bryant	W	68-61
at New Haven	L	72-65
§Le Moyne	W	111-73
§at St. Michael's	L	84-59

New Haven	W	69-62
§at Merrimack	W	85-77
§at Stonehill	L	67-61
§Saint Rose	W	89-78
§So. Connecticut St.	W	87-77
§Pace	W	83-69
§at Franklin Pierce	W	85-82
§at New Hampshire Coll.	W	73-64
§at UMass-Lowell (ot)	L	81-74
§Bryant	W	93-71
§at Assumption	L	93-82
§American Int'l.	W	60-59
#Pace	W	65-64
#at St. Michael's	L	83-81

2001-02

Won 20, Lost 10 (Overall)
Won 16, Lost 6 (Northeast-10)

Adelphi	L	72-70
§at Merrimack	W	79-69
§at Stonehill	W	101-56
§Le Moyne	W	90-79
§at St. Michael's	W	82-66
§Saint Anselm	W	89-75
§American Int'l. (ot)	W	87-82
§at Assumption	L	72-70
vs. New Haven	W	68-63
at Saint Rose	L	84-67
§at Saint Anselm	W	95-90
§Bryant	W	89-64
§at Le Moyne	W	80-77
§St. Michael's	W	91-78
New Haven	L	77-73
§Merrimack	W	87-70
§Stonehill	W	91-71
§at Saint Rose	L	70-68
§at So. Connecticut St.	W	79-67
§at Pace	L	83-74
§Franklin Pierce	L	84-79
§Southern N.H.	W	85-84
§UMass-Lowell	L	76-51
§at Bryant	L	59-56
§Assumption	W	82-70
§at American Int'l.	W	80-73
#Southern N.H.	W	88-74
#at Assumption	W	72-64
#Saint Anselm	W	78-72
§vs. UMass-Lowell	L	72-70

2002-03

Won 17, Lost 12 (Overall)
Won 12, Lost 10 (Northeast-10)

Adelphi (ot)	L	84-73
Lynn	W	86-79
§American Int'l.	W	71-59
§Southern N.H.	L	82-77
§Franklin Pierce	W	86-79
§at UMass-Lowell	L	72-57
§at Bryant (ot)	W	74-69
at Barry	W	61-48
at Nova Southeastern	W	74-62
§Stonehill	W	81-59
§at Merrimack	W	75-59
§St. Michael's	W	87-77
§Saint Anselm	W	79-76
§at Le Moyne	L	80-75
§at Pace	L	55-53
§So. Connecticut St.	W	89-76
§at Saint Rose	L	95-76
New Haven	W	71-48
§at Stonehill	W	76-49
§Merrimack	W	75-71
§UMass-Lowell	L	69-64
§at Franklin Pierce	L	77-65
§Southern N.H.	L	74-72
§Saint Rose	W	102-86

Bentley Men's Basketball



Through the Years

2011-12

Won 15, Lost 12 (Overall)
Won 11, Lost 11 (Northeast-10)

Felician	W	100-62
Bloomfield	W	83-74
§UMass-Lowell	L	57-55
Bridgeport	W	67-63
§at Merrimack	W	74-63
§at Saint Anselm	W	65-64
§St. Michael's	L	67-59
§So. New Hampshire	W	92-76
§at Franklin Pierce	W	70-60
§at Stonehill (2ot)	W	73-66
Concordia (N.Y.)	W	86-64
§Assumption	W	60-57
§at Pace	L	84-74
§at American Int'l	W	61-58
§Saint Rose	W	64-60
§Adelphi	L	64-56
§at New Haven	W	66-54
§at Le Moyne	L	66-64
§So. Connecticut St.	W	80-75
§Merrimack	W	81-78
§Saint Anselm	L	81-75
§at St. Michael's	L	66-64
§at So. New Hampshire	L	76-66
§Franklin Pierce	L	78-58
§Stonehill	L	81-55
§at UMass-Lowell	L	85-76
#Assumption	L	78-65

2012-13

Won 11, Lost 15 (Overall)
Won 9, Lost 13 (Northeast-10)

Caldwell	W	78-71
Dominican	L	63-58
§at UMass Lowell	L	63-50
at Goldey-Beacom	W	66-43
§Merrimack	W	62-56
§at Saint Michael's (ot)	W	73-72
§at So. New Hampshire	L	70-60
§Franklin Pierce	L	61-60
§Stonehill	W	73-66
Concordia (N.Y.)	L	98-81
§Saint Anselm	L	78-69
§at Assumption	L	69-58
§Pace	W	61-60
§American Int'l	W	65-57
§at Saint Rose	L	74-67
§at Adelphi	L	72-65
§New Haven	L	50-48
§Le Moyne	L	70-69
§at So. Connecticut St.	L	83-81
§at Merrimack	L	71-62
§at Saint Anselm	L	75-72
§St. Michael's	L	66-62
§So. New Hampshire	W	69-64
§at Franklin Pierce	W	66-60
§at Stonehill	W	66-63
§UMass Lowell	W	81-70

2013-14

Won 18, Lost 11 (Overall)
Won 11, Lost 10 (Northeast-10)

Concordia, N.Y.	W	98-69
Wilmington, Del.	W	90-50
§at Saint Anselm	W	102-96
Holy Family	W	82-75
§Assumption	W	88-76
§at Stonehill	W	81-63
§So. New Hampshire	W	89-84
§at Merrimack	L	83-70
§St. Michael's	L	92-82
§at Franklin Pierce	L	93-84

Goldey-Beacom	W	99-65
at Dominican, N.Y.	W	76-57
vs. Post	W	61-53
§at Le Moyne	W	82-73
§So. Connecticut St.	L	88-76
§Adelphi	W	75-51
§at American Int'l.	W	78-64
§at New Haven	L	72-70
§Saint Anselm	L	88-79
§Saint Rose	W	95-87
§at Pace	L	65-62
§at Assumption	W	89-48
§Merrimack	W	95-94
§at St. Michael's	L	69-66
§at So. New Hampshire	L	81-62
§Stonehill	L	97-83
§Franklin Pierce	W	80-66
#at Saint Rose	W	93-79
#at Saint Anselm	L	79-78

2014-15

Won 15, Lost 12 (Overall)
Won 10, Lost 11 (Northeast-10)

Philadelphia	W	72-63
Holy Family	L	68-67
§at Assumption	L	81-74
§Stonehill	L	90-85
§at So. New Hampshire	L	74-67
Bridgeport	W	104-57
§Merrimack	W	86-79
§at St. Michael's	L	95-87
at Molloy	W	99-92
§Le Moyne	W	73-67
at Caldwell	W	80-70
at New Haven	W	74-63
§Franklin Pierce	W	84-68
§Saint Anselm	W	79-72
§at So. Connecticut St.	L	89-77
§at Adelphi	W	75-67
§American Int'l.	L	84-77
§New Haven	W	65-56
§at Saint Rose	W	87-69
§Pace	W	75-53
§Assumption	W	81-80
§at Saint Anselm	L	80-59
§at Merrimack	L	78-61
§St. Michael's	W	77-76
§So. New Hampshire	L	85-73
§at Stonehill	L	73-72
§at Franklin Pierce	L	85-84

2015-16

Won 21, Lost 9 (Overall)
Won 16, Lost 5 (Northeast-10)

at Boston College (exh.)	L	85-75
Concordia (N.Y.)	W	102-76
Caldwell	W	80-63
§at Merrimack	W	77-75
at Bridgeport	L	89-86
§at Assumption	W	103-86
at Holy Family	L	77-61
§Saint Anselm	W	86-78
§So. New Hampshire	W	93-77
§Franklin Pierce	W	92-77
§at St. Michael's	W	76-53
Molloy	W	91-58
§Stonehill	L	87-75
§at New Haven	W	76-50
§Adelphi	W	81-61
§at American Int'l.	W	80-65
§at Pace	W	73-55
§at Le Moyne	W	84-58
§Saint Rose	W	71-65
§So. Connecticut St. (2ot)	L	113-111
§at Stonehill	L	92-71
§Assumption	W	83-81

§at So. New Hampshire	W	85-78
§at Franklin Pierce	L	92-82
§St. Michael's	W	77-60
§at Saint Anselm	L	102-83
§Merrimack	W	97-95
#Franklin Pierce	W	86-71
#Stonehill	W	89-84
#So. New Hampshire	L	90-87
§vs. Stonehill	L	78-62

2016-17

Won 14, Lost 13 (Overall)
Won 11, Lost 10 (Northeast-10)

Bloomfield	W	95-82
Post	W	84-56
§Merrimack	L	68-61
§at Franklin Pierce	W	94-68
§Assumption	W	80-72
at Dominican, N.Y.	L	80-73
§at Saint Anselm	L	91-86
§at Southern N.H.	L	87-67
§St. Michael's	L	77-76
§at Stonehill	L	82-80
at American Int'l.	L	88-82
Bridgeport	W	81-74
§New Haven (ot)	W	78-74
§at Adelphi (ot)	L	88-82
§American Int'l.	W	77-65
§Pace	W	84-59
§Le Moyne	W	79-71
§at Saint Rose	L	90-83
§at Southern Conn. St.	L	79-67
§Stonehill (ot)	L	108-101
§at Assumption	W	70-63
§Southern N.H.	W	76-65
§Franklin Pierce	L	88-84
§at St. Michael's	W	93-75
§Saint Anselm	W	91-85
§at Merrimack	W	86-84
#at Adelphi	L	101-91

2017-18

Won 16, Lost 12 (Overall)
Won 12, Lost 9 (Northeast-10)

Georgian Court	W	103-54
Concordia (N.Y.)	W	112-65
§Stonehill	W	89-86
at Jefferson	L	76-71
§at Assumption	W	82-58
§Franklin Pierce	W	105-69
§at Saint Michael's	W	80-61
§Southern N.H.	L	89-80
§Saint Anselm	L	88-86
§at Merrimack	L	72-60
Dominican (N.Y.)	W	73-69
at Bridgeport	L	72-70
§at Le Moyne (ot)	W	73-70
§Saint Rose	L	81-73
§at American Int'l.	W	73-60
§at New Haven	L	87-84
§Adelphi (ot)	W	83-81
§So. Connecticut St.	L	75-67
§at Pace	W	75-74
§at Stonehill	L	74-70
§Assumption	W	87-82
§at Southern N.H.	L	89-74
§at Saint Anselm	L	86-66
§Saint Michael's	W	82-74
§Merrimack	W	72-54
§at Franklin Pierce	W	97-82
#at Saint Rose	W	68-65
#at Saint Anselm	L	87-80

2018-19

Won 19, Lost 10 (Overall)
Won 12, Lost 9 (Northeast-10)

Bishops (Canada) (exhib.)	W	98-53
Goldey-Beacom	W	104-88
Bloomfield	W	100-73
§at Stonehill	W	84-71
§Merrimack	W	65-59
Jefferson	W	86-70
§at Franklin Pierce	W	93-79
§Saint Michael's	W	87-65
§at Southern N.H.	W	89-83
§at Saint Anselm	L	84-74
Saint Rose	W	80-63
at New York Tech	W	94-57
Bridgeport	W	81-57
§Assumption	W	76-61
at Molloy	W	84-71
§Le Moyne	W	66-58
§at Saint Rose	L	66-61
§American Int'l.	W	87-79
§New Haven	L	92-80
§at Adelphi	L	92-82
§at So. Connecticut St.	L	100-88
§Pace (ot)	L	76-74
§Stonehill	W	84-65
§at Assumption	W	66-65
§Southern N.H.	L	84-79
§Saint Anselm	L	65-62
§at Saint Michael's	W	77-74
§at Merrimack	L	65-54
§Franklin Pierce	W	83-68
#at New Haven	L	70-69

2019-20

Won 17, Lost 12 (Overall)
Won 9, Lost 10 (Northeast-10)

Wilmington (Del.)	W	109-74
Concordia (N.Y.)	W	97-56
Molloy	W	74-71
at Bridgeport	L	79-70
New York Tech	W	95-65
§Stonehill	W	92-61
American Int'l.	W	72-58
§at Assumption	W	96-87
§at Franklin Pierce	L	94-90
§Southern N.H.	W	75-56
at Bloomfield (ot)	W	74-64
at Bloomfield (ot)	W	82-76
at Saint Rose	W	85-74
§Saint Anselm	W	76-65
§at St. Michael's	W	67-51
§So. Connecticut St.	W	84-65
§at New Haven	W	72-42
§at Pace	L	76-66
§Saint Rose	W	97-74
§at American Int'l.	W	73-66
§at Le Moyne	L	81-78
§Adelphi	L	77-75
§at Stonehill	L	85-65
§Saint Michael's	L	74-71
§at Southern N.H.	L	87-81
§Assumption (ot)	L	84-81
§Franklin Pierce	W	105-72
§at Saint Anselm	L	94-55
#New Haven (2ot)	L	88-82

Bentley Men's Basketball



Through the Years

2020-21

Season canceled due to pandemic

2021-22

Won 25, Lost 5 (Overall)

Won 14, Lost 4 (Northeast-10)

vs. Roberts Wesleyan	cancelled
at Daemen	cancelled
USciences	W 96-59
§at Saint Anselm	W 89-79
§at Stonehill	L 70-59
Southern N.H.	W 94-79
§Assumption	W 93-87
§Bridgeport	W 111-72
§at Southern N.H.	W 75-68
§Franklin Pierce	L 87-86
at Post (ot)	W 91-90
at American Int'l.	W 82-72
Dominican	cancelled
§St. Michael's	W 76-56
§New Haven	W 80-78
§Pace	W 85-73
§at Saint Rose	W 83-68
§American Int'l.	W 92-89
§Le Moyne	W 66-56
§at Adelphi	L 75-74
§Stonehill	W 87-73
§at Southern Conn. St.	W 70-62
§Southern N.H.	W 87-68
§at Assumption	W 76-71
§at Franklin Pierce	L 84-65
§Saint Anselm	W 69-56
#Saint Rose	W 93-65
#Saint Anselm	W 81-65
#Franklin Pierce	W 68-62
§Felician	W 95-63
§Pace (ot)	W 96-84
§St. Thomas Aquinas	W 82-75
§vs. Northwest Mo. St.	L 61-43


2022-23

Won 23, Lost 7 (Overall)

Won 15, Lost 5 (Northeast-10)

vs. Goldey-Beacom	W	113-70
vs. Wilmington, Del.	W	95-82
§at Saint Anselm	L	78-73
§at Southern N.H.	W	78-60
Dominican, N.Y.	W	95-58
Post	W	81-68
§Southern Conn. St.	W	88-62
§at Pace	W	73-67
§Adelphi	W	75-72
at Bridgeport	cancelled	
Jefferson	W	88-63
§Franklin Pierce	W	86-75
§at Saint Rose	W	81-74
§Assumption	W	77-73
§at St. Michael's	W	70-58
§New Haven	L	60-59
§at Le Moyne	W	86-61
§Saint Anselm	W	77-71
§at Southern Conn. St.	W	72-67
§Southern N.H.	L	81-76
§at Adelphi	L	86-80
§Pace	W	72-56
§Saint Rose	W	87-48
§at Franklin Pierce	L	77-74
§American Int'l.	W	78-63
#Franklin Pierce	W	78-63
#at Saint Anselm	L	71-70
§vs. Dominican, N.Y.	W	77-67
§vs. Southern N.H.	W	73-46
§vs. New Haven	L	69-60

§Northeast-10 game
#Northeast-10 playoffs
§NCAA Division II tournament



(l-r) Tom Cockill '75, Brian Hammel '75, Al Grenfell '75

Bentley in the NABC Division II National Rankings

Number of weeks in ranking: 162

Most consecutive weeks in rankings: 30 (Nov. 28, 2006-Dec. 2, 2008)

Highest ranking: 1 (last on Mar. 11, 2008)

Number of weeks in top 10: 78

Most consecutive weeks in top 10: 28 (Nov. 28, 2006-Mar. 11, 2008)

Number of weeks in top 5: 50

Most consecutive weeks in top 5: 26 (Dec. 12, 2006-Mar. 11, 2008)

Times ranked No. 1: 17

Most consecutive weeks at No. 1: 14 (Nov. 28, 2007-Mar. 11, 2008)

Last No. 1 ranking: Mar. 11, 2008

Highest final ranking: t-1st (2007-08)

Last week ranked: March 7, 2023 (25th)

Bentley ranked No. 1

Feb. 7, 1979

Feb. 13-20, 1989

Mar. 8, 2005

Nov. 28, 2007 to Mar. 11, 2008



Celebrating Bentley's first NCAA regional championship and Elite Eight trip in 2007

Bentley Men's Basketball



Records vs. All Opponents

	W	L	LAST WIN	LAST LOSS		W	L	LAST WIN	LAST LOSS
Adelphi	9	15	22-23	22-23	Mass-Boston	1	0	80-81	---
American International	52	28	22-23	16-17	Mass-Lowell	33	17	12-13	12-13
Armstrong Atlantic	1	0	00-01	---	MIT JV	1	0	63-64	---
Assumption	57	38	22-23	19-20	Mercy	1	0	92-93	---
Augusta State	1	0	09-10	---	Merrimack	60	38	18-19	18-19
Babson	13	3	76-77	77-78	Middlebury	4	0	91-92	---
Barrington	4	0	65-66	---	Minnesota State	1	0	08-08	---
Barry	2	1	02-03	04-05	Molloy	4	0	19-20	---
Barton	1	0	07-08	---	Monmouth	0	2	---	68-69
Bates	6	0	82-83	---	Nebraska Wesleyan	0	1	---	68-69
Bloomfield	7	3	19-20	10-11	New England College	12	0	94-95	---
Bloomsburg	1	1	99-00	99-00	New Haven	22	14	22-23	22-23
Bluefield State	1	0	98-99	---	New York Tech	4	1	19-20	66-67
Boston College	0	6	---	82-83	Newark Engineering	4	1	70-71	67-68
Boston State	2	2	71-72	70-71	Nichols	4	0	81-82	---
Boston Univ. Frosh	0	1	---	63-64	North Alabama	1	0	07-08	---
Bowdoin	1	0	82-83	---	Northeastern	0	2	---	76-77
Brandeis	20	2	95-96	85-86	Northeastern Frosh	1	0	63-64	---
Bridgeport	17	20	22-23	19-20	Northern Kentucky	0	1	---	00-01
Bridgewater State	2	0	79-80	---	Northwest Missouri St.	9	1	---	21-22
Bryant	55	29	07-08	05-06	Norwich	1	0	71-72	---
Buffalo	1	0	87-88	---	Nova Southeastern	1	0	02-03	---
Caldwell	4	0	15-16	---	Pace	28	11	22-23	19-20
Cal Poly Pomona	0	1	---	09-10	Palm Beach Atlantic	3	1	72-73	73-74
Catholic	2	0	72-73	---	Pfeiffer	1	0	07-08	---
Central Connecticut	7	6	79-80	84-85	Post	7	0	22-23	---
Clark	1	0	72-73	---	Pratt Institute	2	0	83-84	---
Clayton State	1	0	04-05	---	Queens	3	1	04-05	05-06
Colby	1	0	73-74	---	Quinnipiac	32	11	97-98	97-98
Concordia, N.Y.	7	2	19-20	12-13	RPI	1	0	86-87	---
Curry	2	0	66-67	---	Rhode Island College	3	1	74-75	70-71
Delaware	0	1	---	77-78	Ricker	1	0	64-65	---
Dominican	5	2	22-23	16-17	Roanoke	1	0	75-76	---
Dowling	2	1	00-01	98-99	Rochester Tech	1	1	68-69	69-70
Drexel	1	0	77-78	---	Rollins	4	0	04-05	---
East Stroudsburg	3	1	04-05	03-04	Rutgers	0	2	---	76-77
Eastern Nazarene	8	0	70-71	---	Rutgers-Newark	6	2	72-73	68-69
Eckerd	1	1	97-98	94-95	Sacred Heart	13	10	97-98	94-95
Emerson	2	0	64-65	---	Saint Anselm	53	52	22-23	22-23
Evansville	0	1	---	76-77	St. Francis, Maine	9	2	72-73	70-71
FDU-Madison	2	2	71-72	70-71	St. Francis, N.Y.	1	1	78-79	76-77
Felician	2	0	19-20	---	St. Joseph's, Maine	3	1	80-81	81-82
Findlay	0	2	---	70-71	St. Leo	2	2	96-97	92-93
Florida Bible	1	0	71-72	---	St. Martin's	0	1	---	08-09
Florida Gulf Coast	1	0	04-05	---	St. Michael's	56	31	22-23	19-20
Florida Southern	2	1	05-06	94-95	Saint Rose	29	9	22-23	18-19
Florida Tech	5	1	05-06	96-97	St. Thomas, Fla.	1	2	84-85	86-87
Fort Lauderdale	1	0	72-73	---	St. Thomas Aquinas	1	0	21-22	---
Francis Marion	1	0	04-05	---	Salem State	4	2	71-72	65-66
Franklin Pierce	29	17	22-23	22-23	Shepherd	1	0	03-04	---
Geneseo State	1	1	71-72	69-70	Shippensburg	1	0	96-97	---
Georgetown, Ky.	0	1	---	69-70	Southeastern Mass	11	4	70-71	68-69
Georgian Court	1	0	17-18	---	Southern Connecticut	29	12	22-23	18-19
Goldkey-Beacom	5	0	22-23	---	Southern Indiana	1	0	08-09	---
Gordon	6	0	74-75	---	Southern New Hampshire	33	28	22-23	22-23
Hartford	12	5	83-84	83-84	Southwest State	1	0	00-01	---
Harvard	1	1	77-78	78-79	Springfield	24	16	94-95	94-95
Harvard Frosh	0	1	---	63-64	Stonehill	52	41	22-23	22-23
Haverford	2	0	70-71	---	Suffolk	6	0	77-78	---
Hawthorne	4	0	67-68	---	Syracuse	0	1	---	76-77
Holy Cross	0	1	---	80-81	Tennessee State	0	1	---	75-76
Holy Family	3	2	13-14	15-16	Tufts	4	3	80-81	79-80
Husson	3	2	66-67	68-69	Tufts Frosh	1	0	63-64	---
Illinois Tech	1	0	85-86	---	USciences	1	0	21-22	---
Jefferson (formerly Philadelphia)	5	2	22-23	17-18	Utica	1	0	71-72	---
Jersey City State	4	2	72-73	68-69	Virginia Commonwealth	0	1	---	75-76
Keene State	6	1	92-93	90-91	Wagner	1	0	76-77	---
Kings, Pa.	1	0	88-89	---	Wentworth Inst.	2	0	63-64	---
Kings Point	1	0	72-73	---	West Chester	1	2	96-97	93-94
Le Moyne	27	10	22-23	19-20	Western New England	1	1	73-74	67-68
Long Island Univ.	0	5	---	73-74	Westfield State	2	0	71-72	---
LIU Post	4	1	10-11	08-09	William Paterson	2	0	88-89	---
LIU Southampton	1	0	74-75	---	Wilmington	3	0	22-23	---
Lowell Tech	9	2	74-75	68-69	Winona State	0	2	---	07-08
Lycoming	1	0	75-76	---	WPI	8	0	78-79	---
Lynn	2	0	02-03	---					
Maine/Portland-Gorham	14	1	72-73	65-66	Total	1071	566		
Mansfield	0	1	---	94-95					
Marist	4	0	78-79	---	2022-23 Opponents in Bold				
Massachusetts	2	5	79-80	83-84					


Bentley Men's Basketball



Through the Years




1963-64




1966-67



1964-65



1967-68



1965-66




1968-69

Bentley Men's Basketball




Through the Years



1969-70



1972-73



1970-71



1973-74



1971-72



1974-75

Bentley Men's Basketball



Through the Years



1975-76




1978-79



1976-77



1979-80



1977-78



1980-81

Bentley Men's Basketball




Through the Years



1981-82



1984-85




1982-83



1985-86



1983-84




1986-87

Bentley Men's Basketball



Through the Years



1987-88




1990-91



1988-89



1991-92



1989-90




1992-93

Bentley Men's Basketball




Through the Years



1993-94



1996-97



1994-95



1997-98



1995-96



1998-99

Bentley Men's Basketball



Through the Years



1999-2000



2002-03



2000-01



2003-04



2001-02



2004-05

Bentley Men's Basketball



Through the Years



2005-06



2008-09



2006-07



2009-10



2007-08



2010-11

Bentley Men's Basketball



Through the Years



2011-12



2014-15



2012-13



2015-16



2013-14



2016-17

Bentley Men's Basketball



Through the Years



2017-18

SEASON WAS CANCELLED DUE TO THE PANDEMIC. TEAM MEMBERS INCLUDED:

SENIORS: PETE BLUST, COLTON LAWRENCE, JORDAN MELLO-KLEIN, DAN REAGAN

JUNIORS: ADRIA AMABILINO PEREZ, ANDREW DESANTIS, MASON WEBB, BRIAN WRIGHT-KINSEY,

SOPHOMORES: KELLEN BOCHENEK, ISAAC MARTIN, JUSOUF RASHAD, DANNY YARDEMIAN

FRESHMEN: ZACH LAPUT, AARON LATHAM, IVAN MISIC

2021-22



2018-19



2021-22



2019-20




2022-23

Bentley Men's Basketball



All-Time Roster

Yusuf Abdul-Ali	2004-08	Scott Conrad	1969-72	Joe Hart	1986-90
Richard Adams	1965-66	Kieran Conway	1997-98	Floyd Hayes	1980-81
Curtis Alves	1978-79	Sean Cooke	2002-06	Anthony Henry	1975-76
Adria Amabilino Perez	2018-22	Josh Correia	2003-07	Brennan Higgins	1998-03
Ray Andersen	1968-71	Dave Cousins	1980-83	Michael Hines	1975-78
Bill Anderson	1973-75	Phil Cupero	1980-81	John Hogan	1964-65
Lou Andreotolla	1968-71	Mike Davis	1974-76	Billy Holden	1986-90
Chris Arciero	1967-68,69-70	Danny DeRoma	2002-06	Jeff Holmes	2003-07
Mark Argust	1997-01	John Derrig	1964-65	Steve Hornstock	1968-69
J.D. Asselta	1992-96	Andrew DeSantis	2019-22	Chris Hudson	2016-20
Dennis Augunas	1965-66	Jose Diaz	2009-11	Jim Huntzinger	1980-84
Ken Austin	1973-75	Derek Dixon	1983-87	Keegan Hyland	2012-16
Dave Baker	1971-74	Russ Dobbyn	1963-65	Greg Jacques	2009-12
Jaden Baker	2021-23	Jim Donohue	1986-87	Kip Jones	1981-85
Jamie Baker	1995-99	Mike Dougherty	1977-81	George Karageorgos	1990-94
Gerrit Bandison	1980-83	Tom Dowling	2007-11	Brian Kelly	1963-64
Matt Barr	2013-17	Mike Driscoll	1965-69	Dick Kelly	1982-86
Walden Barzey	1998-01	Ferguson Duke	2013-17	Bruce Kerans	1978-79
Peter Bassignani	1975-76	Pat Durgin	1998-02	Kevin Kettl	2008-12
Matt Bates	2003-07	Rich Dye	1980-81	Derek Klimkowski	1995-99
Robert Beal	1971-72	Gary Eckmann	1964-68	Mike Kosterlitz	1977-78
Dan Becil	2022-23	Andy Erickson	1999-03	JP Koury	2011-15
Ron Bell	1983-84	Paul Faison	1976-80	Mike Kroll	1967-68
Dan Berry	1968-69	Frank Fallon	1973-76	Andy Kupec	1980-83
Joe Betley	1976-80	Charles Fein	1963-65	Ted Kwasek	1963-65
Geoff Bigos	1999-03	Jim Ferrer	1987-89	Greg Lacasse	2001-05
Jeff Bishop	1998-03	Lew Finnegan	2006-09	Pasi Lahtinen	1990-93
Pete Blust	2017-22	Bob Fisher	1963-65	Zach Laput	2020-23
Chris Bolduc	1981-82	Tim Forbes	2002-06	Aaron Latham	2020-23
Kellan Bochenek	2019-23	Levi Franklin	1985-86	Colton Lawrence	2017-22
Kyle Bouchard	2015-18	Wayne Franklin	1965-66	Mikerson Laurent	2009-13
Kevin Bower	1976-80	Jim Fredericksen	1963-64	Danny Lawson	2003-07
Chris Bramanti	1987-88	Joe Fremeau	2007-11	Sam Leclerc	2010-12
John Brandt	2006-10	Nathan Fritsch	2003-08		
Rich Brennan	1994-98	Jim Fuerst	1970-73		
Larry Brewster	1964-65	Alex Furness	2012-16		
Marty Bricketto	1973-77	John Gaffney	1985-89		
Luke Britton	2022-23	Patrick Geitner, Jr.	2019-20		
Tim Buckley	1986-90	Sam Geschickter	2016-17		
Bill Burke	1964-67,68-69	Lou Gervais	1975-79		
Paul Burnell	1980-82	Tyler Gibson	2013-17		
Nick Burton	2014-18	Bill Gillen	1990-94		
Andres Cabrero	1983-87	Zach Gilpin	2015-19		
Nick Calvetti	1963-64	Glen Ginsburg	1967-68		
Mark Calzonetti	1983-85	Mark Gleason	1972-73		
Joe Canty	1969-71	Joe Glynn	2012-13		
Jon Carlson	2007-08	Adrian Gonzalez	2008-09		
Kevin Carpenter	2011-15	Andrew Gosselin	2010-11		
Joe Carroll	2022-23	Jasper Grassa	2010-14		
Jate Cheshul	2011-15	Ralph Grasso	1981-84		
Lucius Childs	1969-70	Al Grenfell	1971-75		
Dale Ciciora	1975-79	Pete Griswold	1970-71		
Jerry Cizynski	1982-84	D.J. Guillette	2010-14		
Chase Clarke	2022-23	Bob Gustavsen	1965-66		
Frank Cleary	1970-73	Alexander Hall	1989-93		
Marc Cobia	1989-93	Rudy Hall	1994-98		
Tom Cockill	1971-75	Bert Hammel	1970-73		
George Collins	2009-10	Brian Hammel	1971-75		
Steve Conley	1967-68	Barrett Hanlon	2012-13		



Bob Fisher '65. Bentley's first captain, and Al Shields, the first coach

Bentley Men's Basketball



All-Time Roster

Jaime LeFlem	1995-99	Dan Reagan	2017-21
George Leonard	1963-64	Lamar Reddicks	1996-00
Matt Leritz	2022-23	Ed Reid	1980-81
Mike Linnehan	1965-66	Mike Reilly	1983-87
Pat Lynch	2000-04	Ryan Richmond	2015-19
Ed Madden	1993-97	Kevin Roach	1978-82
Mark Magarity	1972-73	George Roadman	1996-98
John Magiera	1968-71	Gerry Robillard	1963-67
Scott Mahan	2000-02	Robbie Robinson	1973-77
Brian Maloney	1970-71	Erwin Roelofs	1991-92
Vince Mancini	2012-16	Neil Rosa	1972-74
Mike Manteiga	1984-88	Mike Roscher	1973-74
Bob Martin	1966-68	John Sagarino	1991-95
Isaac Martin	2019-23	Bob Savoy	2002-06
Mike Mastropaolo	1998-02	Chris Sawyer	1989-93
Alex Mavroukas	1994-98	John Schmuck	1985-89
Mike McCormack	1966-67	Dana Scott	2001-02
Cash McClure	2022-23	Andrew Shaw	2011-15
Tyler McFarland	2012-16	Mark Shea	1972-76
Bret McHenry	1992-94	Benton Sheffield	1964-68
Dan McKenna	2006-10	Michael Sikonski	2005-09
Brian McLaurin	1974-76	Greg Sims	1977-82
Mike McNally	1999-03	Brian Skerry	1994-95
Nelson Medina	1976-78	Marty Skrip	1972-73
Jordan Mello-Klein	2017-22	Andy Smith	2004-07
Danny Millan	1993-97	Rod Smith	1978-79
Bob Mina	1963-64,65-66	Nick Souffrant	1998-00
Ivan Misic	2020-23	Jack Sparks	1976-80
George Mitchell	1963-64	John Spriggs	1996-97
Mike Mitchell	1993-95	Seth Stankiewicz	2016-20
Bill Molnar	1988-89	Dick Stasium	1963-64
Tom Montelli	1988-92	Walter Stella	1963-66
Jacob Moore	2010-12	Marcus Stewart	1988-92
Don Moorhead	1966-70	Luke Strole	2021-22
Brian Morehead	1985-89	Kirk Sullivan	1975-76
Shaun Murphy	1987-91	Chris Tardif	2001-05
Chris Murray	2013-17	Phil Thomas	1968-70
Kyle Murray	2022-23	Dick Tjepkema	1972-73
Nick Murray	2018-19	Mike Topercer	2009-13
Mike Narkiewicz	2000-02	Craig Tower	1987-91
Phil Needle	1969-70	Brian Tracey	2007-11
Anthony Neibert	1991-95	Matt Tracey	2007-08
John Nugent	1982-86	Mike Trovato	1998-02
Dan O'Brien	1966-68,69-70	Matt Turkington	2014-18
Dave O'Brien	1967-68	Kevin Van Dam	1998-02
James Oberg	2005-09	Frank Vazal	1963-64
Dan O'Keefe	2009-12	Hank Vetrano	1976-80
Todd Orlando	1980-84	Randy Vilord	1969-72
Ron Ouellet	1967-69	Eric von der Linden	1995-96
Roland Ouellette	1964-66	Bob Walker	1963-67
Frank Parelli	2007-10	Brad Walker	1992-96
Dave Perkins	1963-64	Brian Walmsley	1984-88
Jack Perri	1993-98	Bob Walsh	1965-67
Shakir Phelps	2012-16	Bob Watson	1963-67
Brian Piragis	1997-98	John Watson	2016-18
Art Poltrino	1964-65	Mason Webb	2018-23
Gus Ponte	1963-64	Bill Weber	1968-69
Tom Quinlan	1990-94	Charlie Westfield	1965-66
Mike Quinn	2006-11	Jason Westrol	2006-10
Jusouf Rashad	2019-22	Danny Whall	2002-06

They Coached Them

Head Coaches

Al Shields	1963-78
Brian Hammel	1978-84
Frank Sullivan	1984-91
Jay Lawson	1991-present

Assistant Coaches

Tim Bean	1997-98
Don Beck	1981-85
Kevin Bettencourt	2008-14
Peter Breton	1983-87
Mark Calzonetti	1987-88
Carl Chrabascz	1991-94
Jack Cole	2019-present
Paul Cormier	1978-80
Paul Delaney	1978-80
Keith Dickson	1980-84
Pat Durgin	2003-08
Paul Faison	1980-81
Jim Ferry	1991-98
Bob Fisher	1965-66
Joe Fremeau	2014-present
Brian Hammel	1977-78
Al Harrington	1967-77
Billy Holden	1994-97
Chris Hudson	2022-23
John Jordan	1966-68
Ray Lang	1971-73
Jay Lawson	1985-91
Paul Lyons	1968-69
Chris Murray	2017-19
Jack Perri	1998-2004
Raoul Piche	1963-67
Steve Rowell	1976-79
Mark Shea	1979-81
Dick Sizer	1975-78
Marty Thorsen	1971-76
Bob Walker	1969-75
Brian Walmsley	1988-91
Mark Wentworth	1999-2019

Brandon Wheeler	2014-18
Stephen Whirty	1983-87
Mike White	1969-72
David Whitehorn	1978-79
Don Wilcenski	1979-83
Dave Wildman	1965-66
Mark Wilkins	1968-69
Eric Wilkinson	1981-85
Sean Wood	1987-88,89-92
Chad Woodley	1981-85
Charlie Wootton	1974-78
Zack Wrentz	1996-98
Brian Wright-Kinsey	2018-23
Danny Yardemian	2019-22
Lee Zagorski	1971-74
Paul Zaykowski	1974-77



JOEY GLYNN

August 2, 1993 - June 3, 2013



In honor and memory of our lost brother, It's our hope that this plaque and these words will forever remind us that our college basketball experience is a very special opportunity that we should fully respect, appreciate and embrace.

- Above all else, we are at college to mature and develop into grown men.
- Our commitment level will dictate our approach to all responsibilities.
- We always want to put the team ahead of ourselves.
- A great teammate and friend can always be trusted and counted on.
- When you help the person to your left and help the person to your right, the person who benefits the most is the one in the middle.
- Don't whine, complain or make excuses.
- Play every day with great passion and spirit. Four years goes by fast.
- Consistent success comes with strong discipline and toughness.
- It's not a sin to get knocked down. It's a sin to stay down.
- There is no elevator to success. You have to take the staircase.
- Playing well is the goal. If we play well we expect to be successful.
- Win with humility and lose with dignity.
- Leaders show the way with their effort and behavior. Actions speak louder than words.

4 Elite Eight Appearances (2007, 2008, 2010, 2022)

7th Best Winning Percentage Among Division II Institutions



15 Northeast-10 Conference Championships

20 NCAA Division II Tournament Berths