
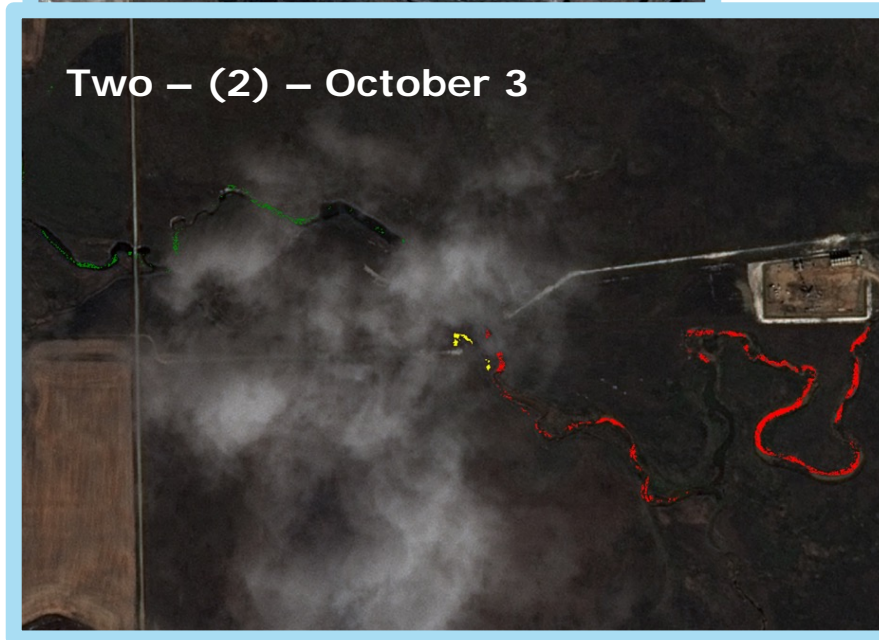


# Salinity/Produced Water

Analysis of water bodies for salinity/produced water.

# Salinity and Produced Water: Story line of detection




- (Base Data) - April 24<sup>th</sup> 2014
- No produced water signature on land or water
- (2) - October 3<sup>rd</sup> 2014
- Produced water signature on land and water detected
- (3) - November 30<sup>th</sup> 2014
- Produced water signature on land detected



# Salinity/Produced Water: Condition Detected


- October 3<sup>rd</sup> 2014
- Produced water signature on land detected
- Produced water signature on surface water detected



-  Wastewater
-  Affected Water
-  Unaffected Water

# Salinity/Produced Water: Condition Detected


- October 3<sup>rd</sup> 2014
- Produced water signature on land detected
- Produced water signature on surface water detected






- Wastewater
- Affected Water
- Unaffected Water

# Salinity/Produced Water: Condition Detected

- November 30<sup>th</sup> 2014
- Produced water signature on land detected
- No Produced water signature on surface water, due to ice and snow, frozen covered waterway.






-  Wastewater
-  Affected Water
-  Unaffected Water

# Salinity/Produced Water: Condition Detected

- November 30<sup>th</sup> 2014
- Produced water signature on land detected
- No Produced water signature on surface water, due to ice and snow, frozen covered waterway.



-  Wastewater
-  Affected Water
-  Unaffected Water