



Art by Foundations Student Jem A.

TWO-YEAR FOUNDATIONS PROGRAM

A Full-Time Online Drawing Program

Program Catalog 2025

TABLE OF CONTENTS

OUR MISSION	3	A WEEK IN THE LIFE	8
SAMPLE STUDENT WORK	4	PORTFOLIO DEVELOPMENT	9
CURRICULUM SUMMARY	5	IS THIS PROGRAM FOR YOU?	10
LEARNING OUTCOMES	6	ADMISSIONS, TUITION, & KEY DATES	11
HOW LEARNING HAPPENS	7	READY TO BEGIN?	12

DIRECTOR'S WELCOME

For many artists, rigorous studio training feels out of reach—relocation, private-college tuition, and a pause in real life can make it impossible. **The Foundations Program** removes those barriers while keeping every ounce of the discipline.

What sets this program apart is its **constant refinement**, rooted in tradition and enhanced through cutting-edge cultural research. After each term, we review student outcomes and faculty observations, then adjust lessons, rubrics, and live sessions so the experience you receive is always **stronger than the one before it**.

Over two years, you'll devote **35–40 structured hours each week** to a mapped sequence of six trimesters. You'll practice the full spectrum of drawing fundamentals, accurate measurement, gesture, value, perspective, anatomy, and composition. Every project is evaluated with a clear rubric and followed by **action-oriented feedback** that shows you exactly how to level up. Because the cohort moves in lock-step, instructors always know where you stand and what you need next.

By **July 2027**, you'll present a **5–10 piece portfolio** that proves both technical mastery and personal voice. If that level of commitment excites you, and maybe challenges you a little, read on. You're exactly where you need to be.

— **Thadius Taylor**

Director of Education, **New Masters Academy**



OUR MISSION & WHY THIS PROGRAM EXISTS

MISSION

To deliver accessible, high-quality art education around the world that blends proven historical methods with today's technology.


PROGRAM'S ROLE

The Foundations Program is the mission in action:

- **Teach technical skills:** measurement, value, gesture, perspective, and anatomy.
- **Develop a critical understanding:** trace each classical principle directly to its modern studio application.
- **Cultivate a professional portfolio:** devote 15 self-guided studio hours each week to produce 5-10 finished pieces that read as a cohesive, personal body of work by graduation.
- **Build a strong community:** one synchronized cohort, weekly live touchpoints, shared deadlines.
- **Guarantee accountability:** rubric-based grading, instructor feedback, and critique to help push you beyond your current limits.

KEY INSTRUCTORS

Pictured left to right: Joshua Jacobo, Bill Perkins, Catherine Bobkoski, Iliya Mirochnik, Charles Hu, and more.





Foundations Student Artwork by Nataly C.



Foundations Student Artwork by Nathalie P.



Foundations Student Artwork by Rino B.

CURRICULUM SUMMARY

The Foundations curriculum follows a **six-trimester sequence**. Each term introduces one key skill, reinforces it through targeted assignments, and secures it with self-directed portfolio work. Throughout the program, you log **fifteen self-guided studio hours every week**, receive course feedback in CRC sessions, and get focused guidance on building a cohesive portfolio in small-group meetings.

Progress is measured with a **time-based credit system** similar to traditional art schools. Lecture time plus twice that amount for out-of-class practice equals the clock hours for a course. **Two thousand one hundred and sixty minutes** of combined study (**thirty-six hours**) count as **one credit**. **67.5 credits** are available in total. You need at least **seventy percent** to graduate; **ninety percent or more earns honors**.

YEAR ONE

TRIMESTER 1 — DRAWING BASICS

SEP 22 - DEC 14, 2025
11.5 CREDITS

Set up your studio and build value scales. Clean contour and negative-space design laying the groundwork for accurate construction and rendering.

TRIMESTER 2 — CAST DRAWING & OBSERVATION

JAN 5 - MAR 30, 2026
11.0 CREDITS

Plaster-cast studies teach the logic of light and shadow. You will also develop edge control and tonal modeling.

TRIMESTER 3 — GESTURE & SKETCHING

APR 14 - JUL 6, 2026
10.5-11.5 CREDITS

Developing a solid understanding of gesture. Sketches that train rhythm, weight, and balance. They also build confident mark-making.

YEAR TWO

TRIMESTER 4 — FIGURE

SEP 21 - DEC 11, 2026
11.5 CREDITS

Develop a deeper understanding construction of the figure and planar head studies sharpen anatomical accuracy. Landmark analysis then connects that accuracy to expressive movement.

TRIMESTER 5 — PERSPECTIVE & COMPOSITION

JAN 4 - MAR 26, 2027
11.5 CREDITS

Master one- and two-point perspective to anchor forms convincingly in space. Then refine shape abstraction and thumbnail studies to balance visual weight and guide the viewer's eye.

TRIMESTER 6 — PATH TO MASTERY

APR 12 - JUL 2, 2027
10-11.5 CREDITS

Channel your hard-earned fundamentals into a clear, personal direction. Spend this trimester zeroing in on the artwork you most want to create, using targeted courses and instructor guidance to shape those skills into a five- to ten-piece portfolio that displays both technical mastery and authentic voice.

LEARNING OUTCOMES & CREDIT MODEL

By graduation, you will be able to:

1. Measure and plot accurately (construction, triangulation, perspective grids, 2D and 3D Design).
2. Render convincing form through value hierarchy and edge control.
3. Capture gesture and movement with decisive, rhythmic lines.
4. Design scenes intentionally using perspective and composition.
5. Construct anatomically sound figures from head to toe.
6. Present a cohesive portfolio of 5-10 works that reads as a unified story.

Credit summary (67.5 Available)

Self-guided Studio up to 30 credits • **Studio courses** up to 18 credits • **CRC & PD Sessions** up to 6 credits • **Lectures** up to 6 credits • **Electives** up to 5 credits • **Skill Blocks** up to 2.5 credits

The Two-Year Foundations Program offers all the benefits of a traditional art school program, with a curriculum rooted in tradition and enhanced through cutting-edge cultural research.



HOW LEARNING HAPPENS

1 STUDIO COURSES & RUBRICS

Each course includes a weekly PDF assignment with a clear rubric.

Submit to the Interactive Feedback Team, receive a targeted critique, and earn $\geq 70\%$ available rubric points to pass; otherwise, revise and resubmit.

3 PORTFOLIO DEVELOPMENT MEETINGS

Group sessions with seasoned instructors who support your long-term art goals, ensuring focused and productive studio practice leads to a strong final portfolio.

2 CRC SESSIONS

One hour each week is dedicated to clarifying lesson objectives and troubleshooting universal snags.

Instructors and Coaches demonstrate fixes live so the whole cohort benefits.

4 SKILL-SPECIFIC BLOCKS

Dedicated gesture and cast-drawing hours embedded in the schedule reinforce core skills outside of normal course work.

Staying on Track

Life happens. When workloads or emergencies push you off pace, NMA's support network steps in.

- **Custom catch-up plans** built in one-on-one meetings keep credits on target.
- **Weekly check-in forms** promote accountability and flag issues early.
- **A dedicated space** in an active community provides peer support and accountability.
- **Instructors and staff are reachable** for quick advice, so small gaps never become large ones.

Clear communication plus structured support means committed students can always regain momentum and finish strong.



Art by Foundations Student Guilherme P.

A WEEK IN THE LIFE

This fictional schedule shows how student Jane weaves the curriculum into her week. Exact times shift with time zones and personal commitments, but the rhythm stays within the program's thirty-five-to-forty-hour target. One full rest day and one lighter day are built in for sustainability.

MONDAY

Jane opens the week by watching the new cast-drawing lesson from Iliya Mirochnik for a little over an hour, pausing to note three key takeaways in her sketchbook. She spends the next two hours blocking in her assignment, then steps out for a short walk. A three-hour studio block follows, where she tightens construction lines and marks areas needing value adjustment before review. Jane posts a work-in-progress photo to her digital sketchbook so fellow Foundations students and instructors can see her starting point.

Clocked ~6.5 hours

TUESDAY

After a thirty-minute review of yesterday's notes, Jane reopens her assignment. She dedicates three focused hours to mapping shadow shapes and refining edge transitions. Using the rubric checklist, she confirms accuracy targets and logs her studio time in her notebook.

Clocked ~3.5 hours

WEDNESDAY

Jane joins the one-hour Comprehensive Review and Critique session, where the instructor highlights three points to watch in next week's assignment. She stays online for a one-hour art-history lecture to earn extra credit, balancing an elective she skipped last trimester for family reasons. While feedback is fresh, she spends four studio hours on value thumbnails for her next project and uploads her cast-drawing assignment for interactive feedback before bedtime.

Clocked ~6 hours

THURSDAY

A two-hour live lecture on composition with Charles Hu analyzes focal pathways in film stills. Jane screenshots three examples, then spends three studio hours refining her thumbnail studies. She finishes the day in a one-hour Portfolio Development session with Bill Perkins, where half the cohort discusses what Bill looked for when art-directing at Marvel.

Clocked ~6 hours

FRIDAY

Jane meets Catherine Bobkoski for a one-hour one-on-one. Catherine helps her outline a catch-up plan for Fundamentals of Observational Drawing, assuring her that she still sits above the seventy-percent credit threshold. Motivated, Jane attends a two-hour live class with Joshua Jacobo on ornament and architectural drawing, then spends three more hours practicing the optional assignment on star-and-circle patterns.

Clocked ~6 hours

SATURDAY

Jane reserves an uninterrupted seven-hour window. She focuses on catching up on lessons and assignments, taking breaks outdoors, and continuing a multi-session cast drawing to improve her skills. One of her portfolio goals is to include highly rendered portraits of friends and family, so she studies facial planes during this block.

Clocked ~7 hours

SUNDAY

Studio lights stay off. Jane hikes a local trail, resets her workspace, reviews her progress log, and confirms that all required forms are submitted. She notes that she still has four discretionary hours before hitting the forty-hour ceiling, but decides to spend that time resting.

Clocked 0 hours

STUDIO TIME: WHERE THE PORTFOLIO DEVELOPS

15 Studio Hours - Time Reserved for You

Every week, you reserve 15 self-guided hours for portfolio work: idea sketches, studies, material tests, refinements, and process notes. **These hours are mandatory.**

What Graduation Requires

- **At least seventy percent of the program's sixty-six credits** (a minimum of forty-seven credits earned)
- **Five to ten finished portfolio works** were created during the program, separate from graded assignments.
- **Each piece demonstrates core skills:** measurement, value, gesture, perspective, anatomy, and composition.
- **The collection reads as one story** that carries your artistic voice.



Art by Foundations Student Julie C.

Feedback Loop

- **Portfolio meetings:** refine artist intent, sequence, and quality, acting as an editorial board.
- **Bi-Weekly check-in forms:** measure studio hours, document revisions, and stay accountable to your goals, making growth visible and deliberate.

Studio Tactics

- **Set a goal before each session:** finish a value pass or rewrite an artist-statement line.
- **Experiment:** new media or subjects often spark standout pieces.
- **Target weak spots:** allocate drills to anatomy, perspective, or edges as needed.
- **Curate critically:** keep only work that meets both technical and thematic standards.

The Payoff

You graduate with a portfolio that:

- Proves mastery for MFA applications, gallery reviews, or client pitches.
- Speaks with a clear voice, making your work memorable.
- Shows documented iteration, a trait gatekeepers value as much as raw talent.

*The program supplies hours, structure, and critique; the vision comes from you.
Use both to craft a portfolio that opens your next door.*

IS THE FOUNDATIONS PROGRAM RIGHT FOR YOU?



CHOOSE FOUNDATIONS IF YOU:

- Can commit 35-40 hours weekly for two years to your artistic growth.
- Want guided, sequential instruction rather than self-curated playlists.
- Welcome detailed feedback and are willing to revise and adapt to become a better artist.
- Want to build a portfolio that illustrates your baseline mastery of fundamentals for advanced study or client work.



CONSIDER SELF-PACED NMA TRACKS IF YOU:

- Have unpredictable weekly availability.
- Can keep yourself motivated and accountable

Hear from Students Who Chose Foundations

"Committing two full years felt huge, but it's the smartest move I've made as an artist. The workload is real—so are the leaps in skill."

Julie C. — Foundations Class of 2026

"Year One forced me to slow down, trust a proven process, and finally see what I'm drawing. I look at my sketchbook now and know exactly why each line works."

Cathy C. — Foundations Class of 2026

"I'd hit a plateau before NMA. The step-by-step sequence—measure, build, refine—snapped everything into place. My forms feel solid, not guessed."

Nadia M. — Foundations Class of 2026

"I missed the buzz of a real studio. The cohort's energy and weekly critiques kept me going when the assignments got hard—and that's when I improved most."

Jesper A. — Foundations Class of 2026

"The 'extras' are the accelerator. CRC calls, portfolio reviews, peer feedback—those sessions turn good work into portfolio pieces every single week."

Nathalie P. — Foundations Class of 2026

"I am very happy with how the opinions of our cohort have helped shape the program. The team has been really open to our feedback, and they have done wonders to accommodate us and structure it better for our needs."

Guilherme P. — Foundations Class of 2026





ADMISSIONS, TUITION, AND KEY DATES

Tuition Per Academic Year: USD \$4,987.50

Total program cost: USD \$9,975, paid in two yearly installments. Supplies not included.

Payment Methods Accepted: Credit/Debit Card • ACH Bank Transfer

Available Payment Plans: Klarna (14 currencies) • NMA three-installment plan at 20 % APR.

Need flexibility? Klarna offers pay-in-installments in AUD, CAD, CHF, CZK, DKK, EUR, GBP, NOK, NZD, PLN, SEK, and USD. If Klarna isn't supported in your region, choose the NMA three-installment plan.

APPLICATION WINDOW

Aug 5th – Sept 5th: Rolling application review

YEAR-1 TUITION DUE

Sep 6th – Pay USD 4,987.50 in full or via Klarna/NMA plan
A 5% late fee will be applied after this date.

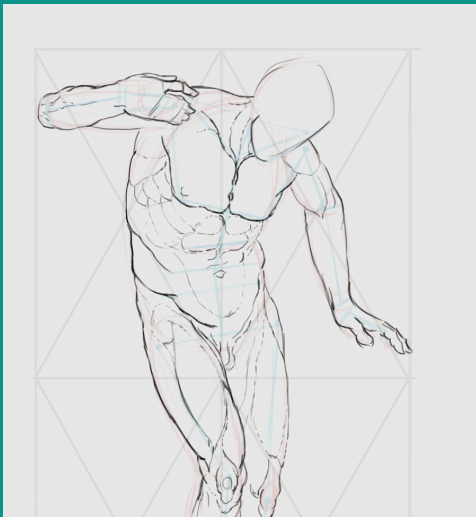
DROP DATE

Sep 20th – Seats without cleared tuition are released to the wait-list


ORIENTATION WEEK

Sep 15 – 19 – Digital welcome kit, Discord access, mandatory live orientation


CLASSES BEGIN **SEPTEMBER 22ND**



Foundations Student Artwork by Guilherme P.



Foundations Student Artwork by Julie C.



Foundations Student Artwork by Robert F.

"The progress I made in twelve months exceeded my expectations. NMA truly invests in its students' growth—I'm grateful I took the leap."
— Jenn H., Foundations Class 2026



READY TO BEGIN?

Over the last few pages, you have seen the entire roadmap—six tightly sequenced trimesters, up to 67.5 credits of hard-won skill, and a portfolio that speaks with one voice. This curriculum is available only inside the Foundations Program.

Are you ready to treat drawing like a full-time profession for the next two years?

If the answer is **yes**, the path is clear:

- **Apply online.** Fill out the enrollment application to apply for the program.
- **Join any of the live sessions.** Meet an instructor, ask questions, and confirm the fit.
- **Secure your seat.** Pay your tuition, and receive your session schedule and materials list.
- **Attend orientation.** One week before classes start, you'll meet your cohort and be walked through the digital campus.

The Foundations Program will demand 35-40 focused hours every week, productive critiques, and the patience to redraw when something isn't right. In return, you'll gain the technical fluency, critical eye, and cohesive portfolio that open doors to advanced study, gallery representation, or professional commissions.

CLASSES BEGIN SEPTEMBER 22ND 2025: [APPLY NOW](#)

Questions? You can reach us via email or phone. We're here to help you decide if this rigorous journey is the right next step on your path to mastery.

+1 (970) 426-5168

programs@nma.art