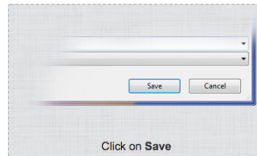


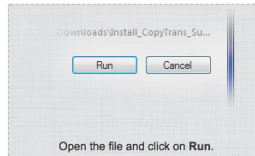
Thank you for downloading CopyTrans...

If your download does not start automatically, please [click here](#).

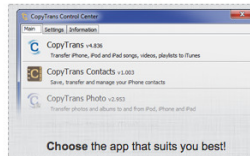
1. Save the installation file



2. Run the installer



3. Choose the product



[A detailed installation guide is available here](#)

[View installation guide](#)

User guides

- > CopyTrans
- > CopyTrans Contacts
- > CopyTrans Photo
- > CopyTrans Manager
- > CopyTrans TuneSwift
- > All user guides



CopyTrans transfers songs from iPod, iPad & iPhone to PC or iTunes

A simple, one-click method to fill your iTunes library with your iPhone content, or import music to your PC. Copy iPhone songs, vids, apps, playlists etc. and import them into any iTunes library.

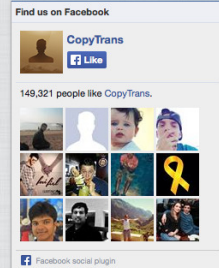
You can restore your iTunes library from an iPhone, iPod or iPad. If your computer has crashed, been stolen or must be formatted, don't worry about your music, because you can have it back.

[View user guides](#)

> [View all user guides](#)

Like CopyTrans?

Follow us on Facebook



Want to learn more?

Discover our YouTube Channel



Products

[CopyTrans](#)
[CopyTrans Contacts](#)
[CopyTrans Photo](#)
[CopyTrans Manager](#)
[CopyTrans TuneSwift](#)
[CopyTrans TuneTastic](#)
[CopyTrans Apps](#)
[CopyTrans Shelbee](#)
[CopyTrans 4 Pack](#)
[Further apps](#)
[Downloads](#)

Community

[Blog](#)
[Facebook](#)
[Twitter](#)
[Google+](#)
[YouTube](#)

About us

[WindSolutions](#)
[Press room](#)
[Legal](#)

[Get your activation codes](#)

[I have a question about...](#)

[English](#)

CopyTrans, last update on October 6, 2014

© WindSolutions 2004 - 2014.

All rights reserved (us).