

Welcome

Log in or create an account to track your Nikon products, questions and more.

Create an Account

Answers

Ask Nikon

My Camera Bag

My Notifications

My Questions

My Profile

Change Password

Find the answer to your question

Advanced Search

Search

View NX - 2.5.0

Answer ID 17884 | Published 08/06/2012 06:13 PM | Updated 09/07/2012 11:40 AM

This is **ViewNX 2.5.0** - Please review the information provided, and click the appropriate download at the bottom of the page. *A 32-bit version and a 64-bit version are provided for Windows systems. Please choose the same version as the operating system to which you are installing.*

* - **Please click here** if you are unsure if your computer has a 32-bit or 64-bit operating system (OS).

View NX 2 Overview - A toolbox for enjoying photos

ViewNX 2 is all-in-one image browsing and editing software application for both still images and movies. It is a fun and easy-to-use application offering enhanced operation.

In addition to image browsing function, ViewNX 2 allows users to adjust image size and brightness, as well as offering new editing functions that enable cropping and image straightening for RAW-, TIFF- and JPEG-format images. Naturally, it also enables adjustment of such aspects as white balance and exposure compensation for RAW images captured with Nikon digital cameras. Smooth collaboration with my Picturetown, Nikon's image storage and sharing service, has also been achieved. What's more, Nikon Transfer 2 has been incorporated into ViewNX 2 for transferring images to a computer, and functions for editing movies, including one that allows you to trim movie footage, have also been included.

Precautions

- You must have Administrator authority to run this software on a Windows computer. You must enter the Admin password to run this Updater Software on a Macintosh computer.
- Turn off all virus-scanning software and exit ViewNX 2 or any other applications that may be running before proceeding with this installation.
- To take advantage of all ViewNX 2 features, QuickTime version 7.6.9 or later must be installed on your computer. QuickTime can be downloaded from the Apple Computer website.
- To use the movie (.WMV, MPEG-1 files) playback feature in the Windows version of ViewNX 2, Microsoft DirectX 9 or later must be installed on your computer. DirectX 9 can be downloaded from the Microsoft Corporation website. However, installation is not necessary under Windows Vista and Windows 7.
- ViewNX 2 can be installed on a computer to which Nikon Transfer Ver. 1.x and ViewNX Ver. 1.x have already been installed. However,

Modifications enabled with this and previous versions

Modifications enabled with version 2.5.0 :

Modifications that apply to both the Windows and Macintosh verisons

- Support for the Nikon1 J2 has been added.
- Support for the P7700, S01, S800c, and L610 has been added.
- When images are transferred from a mass storage device with multiple media inserted with **Disconnect automatically after transfer** in the Nikon Transfer 2 Preferences panel checked, all recognized media are automatically disconnected after transfer.
- Support for distortion control data Ver. 1.006 has been added.
- When RAW images captured with a Nikon digital-SLR camera incorporating distortion control data Ver. 1006 (D90, D3100, D3200, D5000, D5100, D7000, D4, D800, D800E) and the AF-S NIKKOR 28mm f/1.8G were opened in ViewNX 2, an error message was

Supported System Requirements

- Windows:**

 - Microsoft Windows 7 Home Basic Service Pack 1 (1)
 - Microsoft Windows 7 Home Premium Service Pack 1 (1)
- Macintosh:**

 - Mac OS 10.5.8, 10.6.8, and 10.7.3
 - 500 MB of free space on the start-up disk (1GB or more

- Microsoft Windows 7 Professional Service Pack 1 (1)
- Microsoft Windows 7 Enterprise Service Pack 1 (1)
- Microsoft Windows 7 Ultimate Service Pack 1 (1)
- Microsoft Windows Vista Home Basic Service Pack 2 (1)
- Microsoft Windows Vista Home Premium Service Pack 2 (1)
- Microsoft Windows Vista Business Service Pack 2 (1)
- Microsoft Windows Vista Enterprise Service Pack 2 (1)
- Microsoft Windows Vista Ultimate Service Pack 2 (1)
- Microsoft Windows XP Professional Service Pack 3 (2)
- Microsoft Windows XP Home Service Pack 3 (2)
- Hard-disk space: 500 MB required for installation; 1GB free space recommended.
 - Intel Celeron/ Pentium 4/ Core 2 Duo series or better
 - Still images and Movies (Motion JPEG): 1.6 GHz or better
 - H.264 movies:
 - 3.0 GHz Pentium D or better for playback.
 - 2.6 GHz Core 2 Duo or better for editing.
 - Playback of a 30 fps or faster 1280x720 pixel or larger movie: Intel Core i5 or better recommended.
- Installed RAM:
 - Windows XP: 512 MB (2 GB or more recommended)
 - Windows Vista: 1 GB (2 GB recommended)
 - Windows 7: 1 GB (2 GB recommended)
- Display: 1024 x 768 (XGA) or better (1280 x 1024 SXGA or more recommended)
- USB: Built in USB port required. USB hub or keyboard ports are not supported
- Supported Formats:
 - JPEG-format images (Exif 2.2-2.3 compliant)
 - RAW- (NEF, NRW), MPO- (3D) and TIFF- (RGB) format images, movies, sound files, Image Dust Off reference photos and GPS log data recorded with a Nikon digital camera
 - RAW- (NEF, NRW), TIFF- (RGB) and JPEG- (RGB) format images, and .MOV-, .AVI, MPEG1 and WMV-format movies saved with a Nikon software application Only Pre-installed versions supported.

recommended) 50MB required for installation.

- CPU:
 - Still images and movies (Motion JPEG)
 - 1GHz or better PowerPC G4/PowerPC G5/ Intel Core series/ Xeon series
 - H.264 movies
 - 2GHz or better Power PC G5 Dual/ Core Duo for playback
 - 2.6GHz Core 2 Duo or better for editing
 - Playback of a 30 fps or faster 1280x720 pixel or larger movie: Intel Core i5 or better recommended.
 - A graphics processor with QuickTime H.264 hardware acceleration is recommended.
- Installed RAM: 512 MB or more (1GB recommended)
- Display: 1024 x 768 pixels (XGA) or more; (1280 x 1024 SXGA or more recommended) 24-bit color (millions of colors) or more
- USB: Built in USB port required. USB hub or keyboard ports are not supported
- Supported Formats:
 - JPEG-format images (Exif 2.2-2.3 compliant)
 - RAW- (NEF, NRW), MPO- (3D) and TIFF- (RGB) format images, movies, sound files, Image Dust Off reference photos and GPS log data recorded with a Nikon digital camera
 - RAW- (NEF, NRW), TIFF- (RGB) and JPEG- (RGB) format images, and .MOV-, .AVI- and MPEG1-format movies saved with a Nikon software application.

(1) Both 32 and 64-bit versions of Windows Vista & Windows 7 are supported, however, on a computer running a 64-bit OS, only View NX 2 itself and the Picture Control Utility function as native 64-bit applications.

(2) Only the 32-bit versions of Windows XP are supported

Terms and Conditions

ViewNX 2 for North America
Nikon Corporation
License Agreement







This Nikon License Agreement ("Agreement") is a legal agreement between you (either an individual or single entity) and Nikon Corporation ("Nikon") setting forth the terms and conditions for your use of the Nikon SOFTWARE accompanying this Agreement (as defined below) which includes computer software and documentation in any form, including, but not limited to electronic form.

By selecting "I accept the terms of the license agreement" and clicking "Next" below, you indicate your acceptance of this Agreement and are agreeing to be bound by the terms of this Agreement. If you do not agree to the terms of this Agreement, you are not authorized to install, download or use the SOFTWARE.

This license is not a sale of the SOFTWARE and you do not become the owner of the SOFTWARE through your purchase of any product, download and/or

Windows (select 32-bit or 64-bit OS type):

Macintosh:

 I agree - Begin download	32-bit* file size - 90.1 MB	
 I agree - Begin download	64-bit* file size - 96.3 MB	
<hr/>		
 Convengo - Comenzar la transferencia directa	32-bit* file size - 90.6 MB	 I agree - Begin download
 Convengo - Comenzar la transferencia directa	64-bit* file size - 96.7 MB	 Convengo - Comenzar la transferencia directa

* - **Please click here** if you are unsure if your computer has a 32-bit or 64-bit Windows operating system (OS). Mac OSX systems supported with this download are native 64-bit.

Brief installation instructions: This is a full version installer, no previous version is necessary.

Windows:

1. Create a new folder with an appropriate name on your computer's hard disk.
2. Download **S-VNX2__-020500WF-NSAEN-64BIT__exe (64-bit version of Windows*)** or **S-VNX2__-020500WF-NSAEN-32BIT__exe (32-bit version of Windows*)** to the folder created in step 1.
3. Run **S-VNX2__-020500WF-NSAEN-64BIT__exe (or S-VNX2__-020500WF-NSAEN-32BIT__exe)** to launch the software installer.
4. Follow the on-screen instructions to accurately complete the installation.

Macintosh

1. Download **S-VNX2__-020500MF-NSAEN-ALL___.dmg**
2. Double-click **S-VNX2__-020500MF-NSAEN-ALL___.dmg** to mount the disk image titled, **S-VNX2__-020500MF-NSAEN-ALL___. A file titled S-VNX2__-020500MF-NSAEN-ALL___. will be created inside the disk image.**
3. Run **S-VNX2__-020500MF-NSAEN-ALL___. to launch the software installer.**
4. Follow the on-screen instructions to accurately complete the installation.



- for downloading instructions