
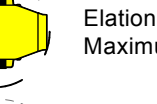

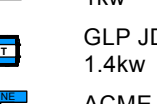
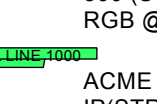

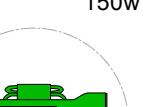
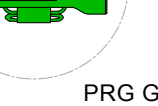


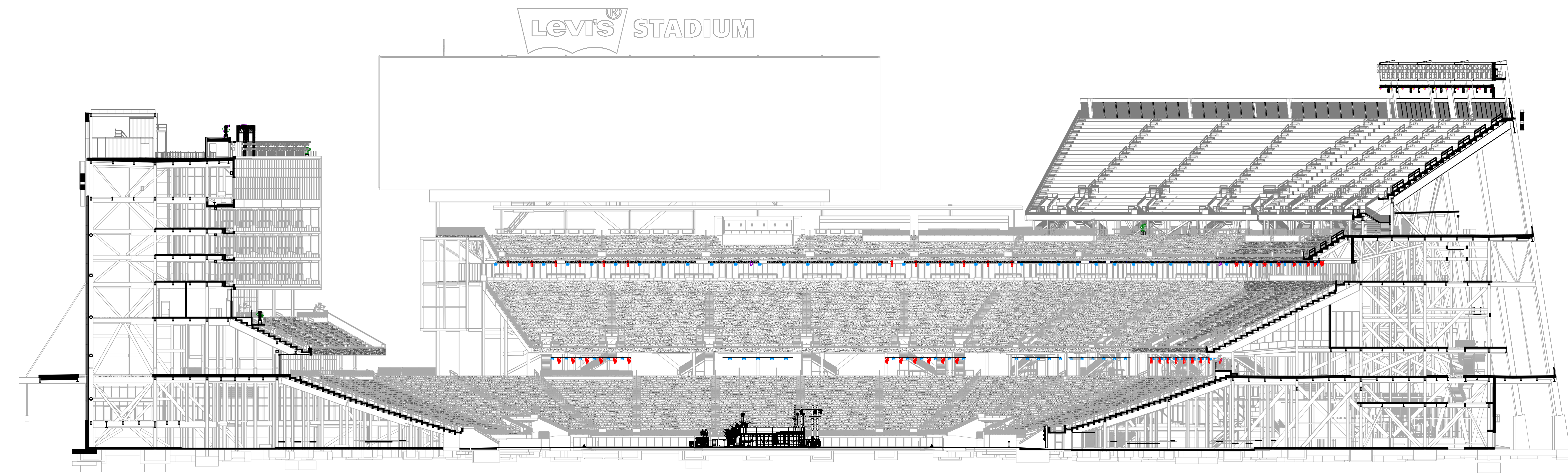
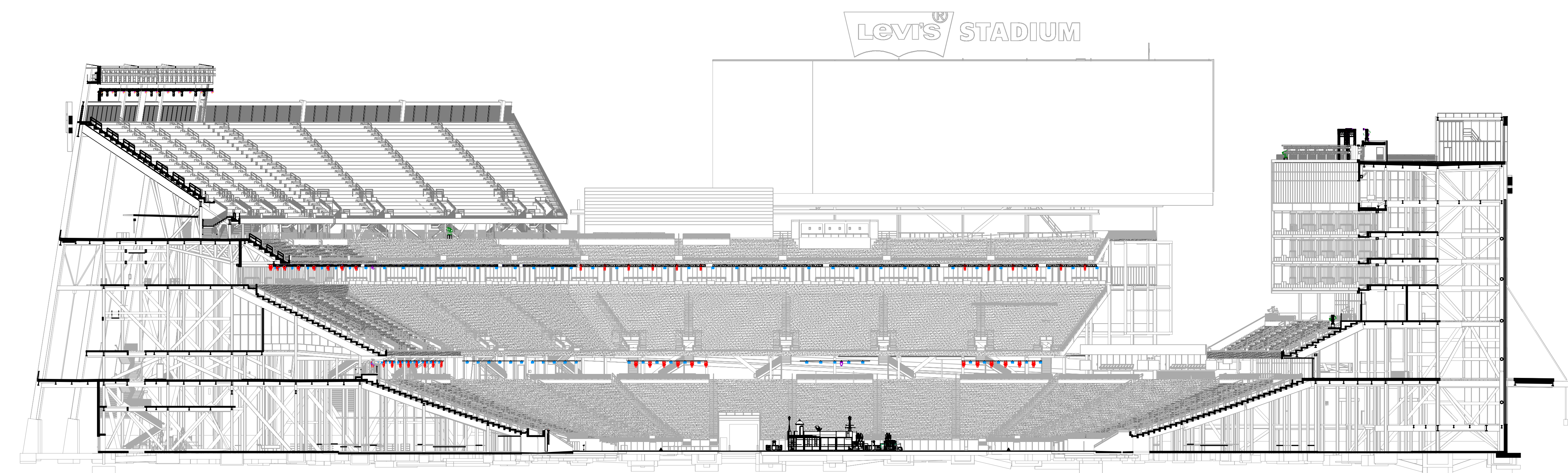


**INSTRUMENT KEY**

-  Robe iForte LTX @ 1.25kw
-  Elation Proteus Massimo @ 1.4kw
-  Philips Vari-Lite VL3600 LT @ 1.475kw
-  TMB Solaris Flare @ 1kw
-  GLP JDC Burst 1 @ 1.4kw
-  ACME PIXEL LINE IP 500 (XTORE 1 IP) RGB @ 875 w
-  ACME PIXEL LINE IP53 TROBE 3 IP) RGB @ 420 w
-  Astera TitanTube @ 48 w
-  GLP Impression XAS @ 150w
-  PRG GC Longthrow @ 1.5kw



1 DUE NORTH SECTION  
Scale: 1/32" = 1'-0"



2 DUE SOUTH SECTION  
Scale: 1/32" = 1'-0"

VENUE  
LEVI STADIUM  
SANTA CLARA, CA



LOAD IN	SHOWDAY	SHOW
01/22/25	02/08/26	2502

DESIGNER: AL CURROON  
LEAD L.D.: BEN GREEN  
GAFFER: ALEN SISUL  
PROD. 1: E. MARCHISINI  
PROD. 2: M. HUMPHREY  
LEAD TECH: R. MINNOTTE

VERSION	DATE	DESCRIPTION
01	PRELIMINARY	11-30
02	POWER ADDS	12-08-25
03	RIGGING ADJUST	12-14-25
04	PIX MOB ADD	12-19-25
05	FIELD FIXTURES ADD	1-14-26

PRINT ARCH E SHEET  
SCALE: AS NOTED

DESIGNED BY: J. BEHM

**CONTENTS**

- 01. OVERVIEW
- 02. 700 LVL TRUSS - SOUTH
- 03. 700 LVL TRUSS - NORTH
- 04. 500 LVL TRUSS - SOUTH
- 05. 500 LVL TRUSS - NORTH
- 06. 200 LVL PIPE - SOUTH
- 07. 200 LVL PIPE - NORTH
- 08. FOH GOALPOSTS
- 09. GROUND CONTROL
- 10. FIELD LAYOUT
- 11. N & S SECTION
- 12. E & W SECTION
- 13. INFRASTRUCTURE

SHEET #  
**11**

PUBLISH DATE: 01/14/2026

**N & S SECTION**