
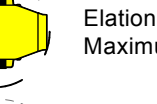

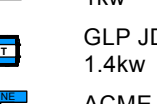
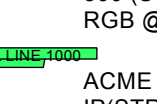

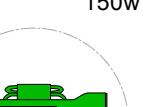
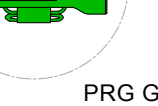


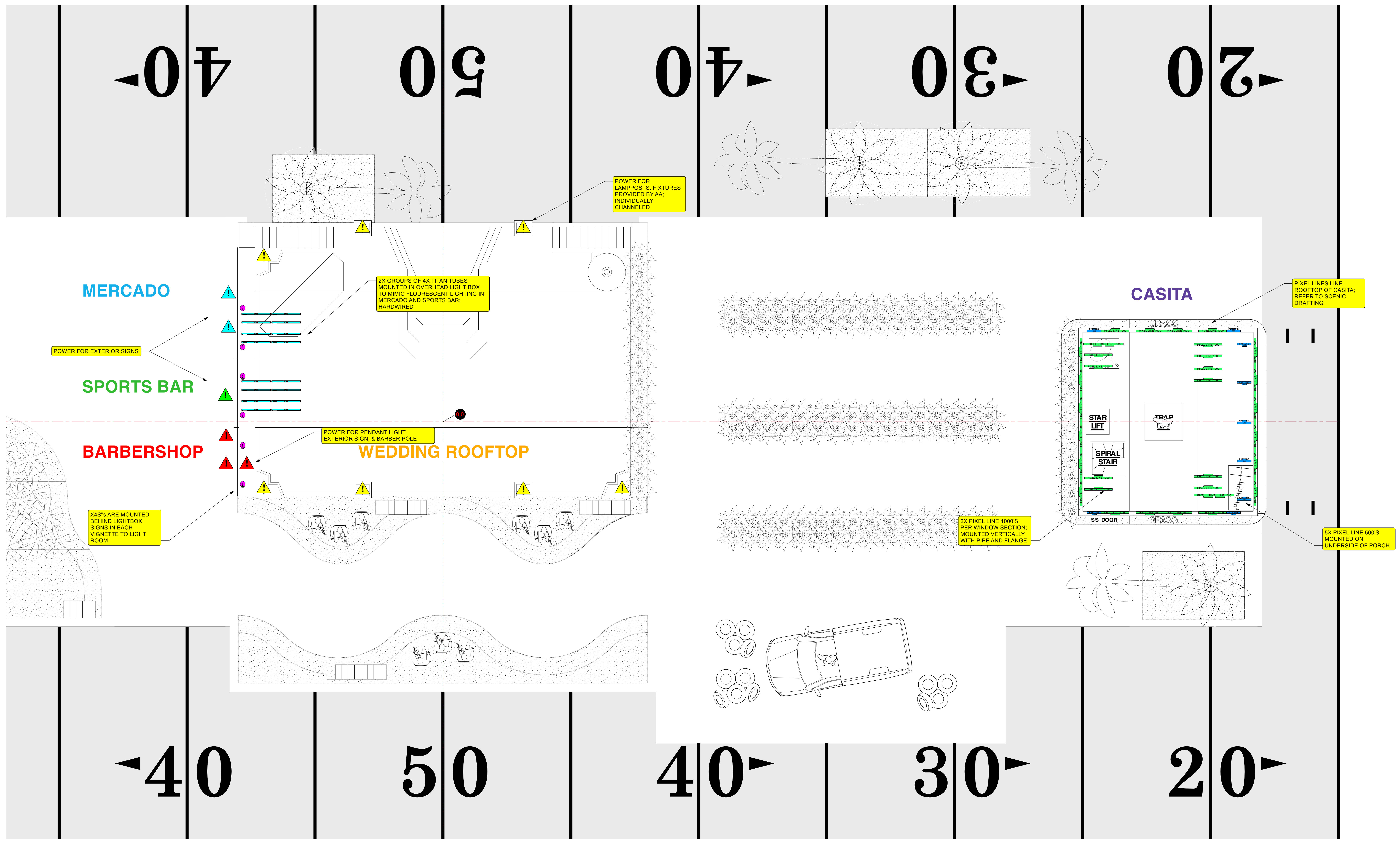


This document is for informational purposes only. It is not to be used for construction or other purposes without the written consent of the architect. The architect shall be responsible for the accuracy of the information contained herein. The architect shall not be responsible for the accuracy of the information contained herein. The architect shall not be responsible for the accuracy of the information contained herein. The architect shall not be responsible for the accuracy of the information contained herein.

INSTRUMENT KEY

-  Robe iForte LTX @ 1.25kw
-  Elation Proteus Massimo @ 1.4kw
-  Philips Vari-Lite VL3600 LT @ 1.475kw
-  TMB Solaris Flare @ 1kw
-  GLP JDC Burst 1 @ 1.4kw
-  ACME PIXEL LINE IP 500 (EXTRORIE 1 IP) RGB @ 875 w
-  ACME PIXEL LINE IP(S) TROBE 3 IP) RGB @ 420 w
-  Alera TitanTube @ 48 w
-  GLP Impression X4S @ 150w
-  PRG GC Longthrow @ 1.5kw



1 FIELD LEVEL LAYOUT
Scale: 1/4" = 1'-0"

VENUE	
LEVI STADIUM SANTA CLARA, CA	
SHOW	
SUPER BOWL HALFTIME SHOW	
LOAD-IN	SHOWDAY
01/22/25	02/08/25
2502	
DESIGNER	
AL CURRON	
LEAD L.D.	
BEN GREEN	
GAFFER	
ALEN SISUL	
PROD. 1	
E. MARCHIRINI	
PROD. 2	
M. HUMPHREY	
LEAD TECH	
R. MINNOTTE	
VERSION	
01. PRELIMINARY 11-30	
02. POWER ADDS 12-08-25	
03. RIGGING ADJUST 12-14-25	
04. PIX MOB ADD 12-19-25	
05. FIELD FIXTURES ADD 1-14-26	
PRINT ARCH E SHEET	
DRAWN BY	SCALE
J. BEHM	AS NOTED
CONTENTS	
01. OVERVIEW	
02. 700 LVL TRUSS - SOUTH	
03. 700 LVL TRUSS - NORTH	
04. 500 LVL TRUSS - SOUTH	
05. 500 LVL TRUSS - NORTH	
06. 200 LVL PIPE - SOUTH	
07. 200 LVL PIPE - NORTH	
08. FOH GOALPOSTS	
09. GROUND CONTROL	
10. FIELD LAYOUT	
11. N & S SECTION	
12. E & W SECTION	
13. INFRASTRUCTURE	
SHEET #	
10	
PUBLISH DATE	
01/14/2026	
FIELD LAYOUT	