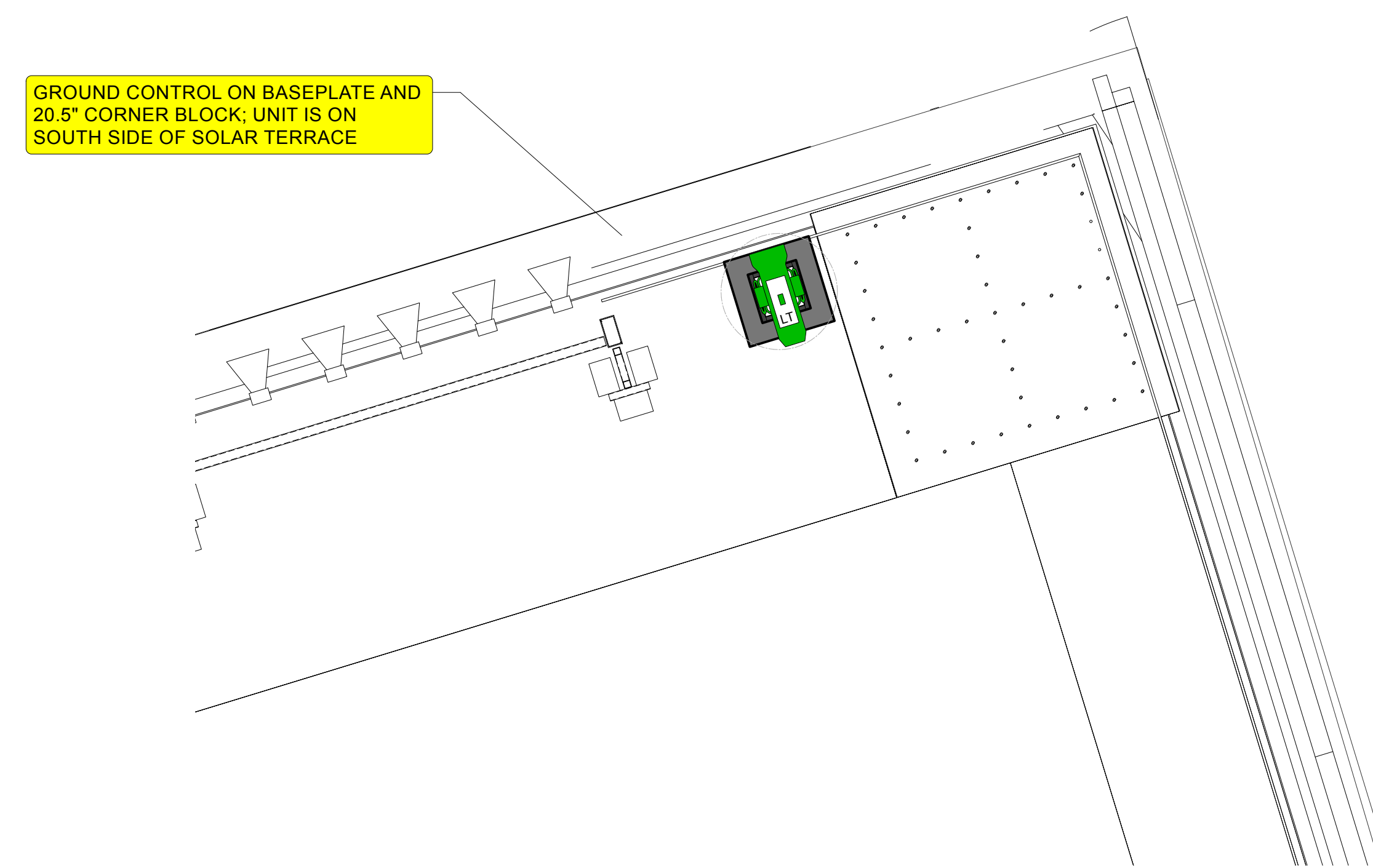
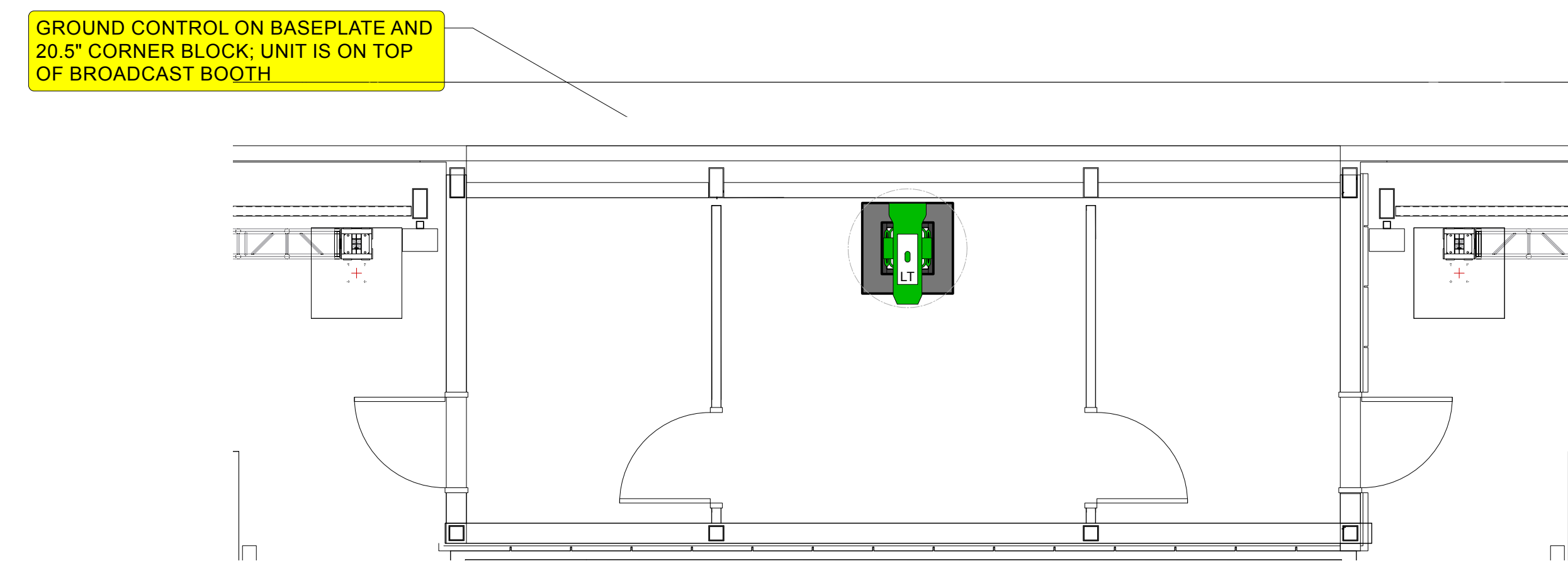
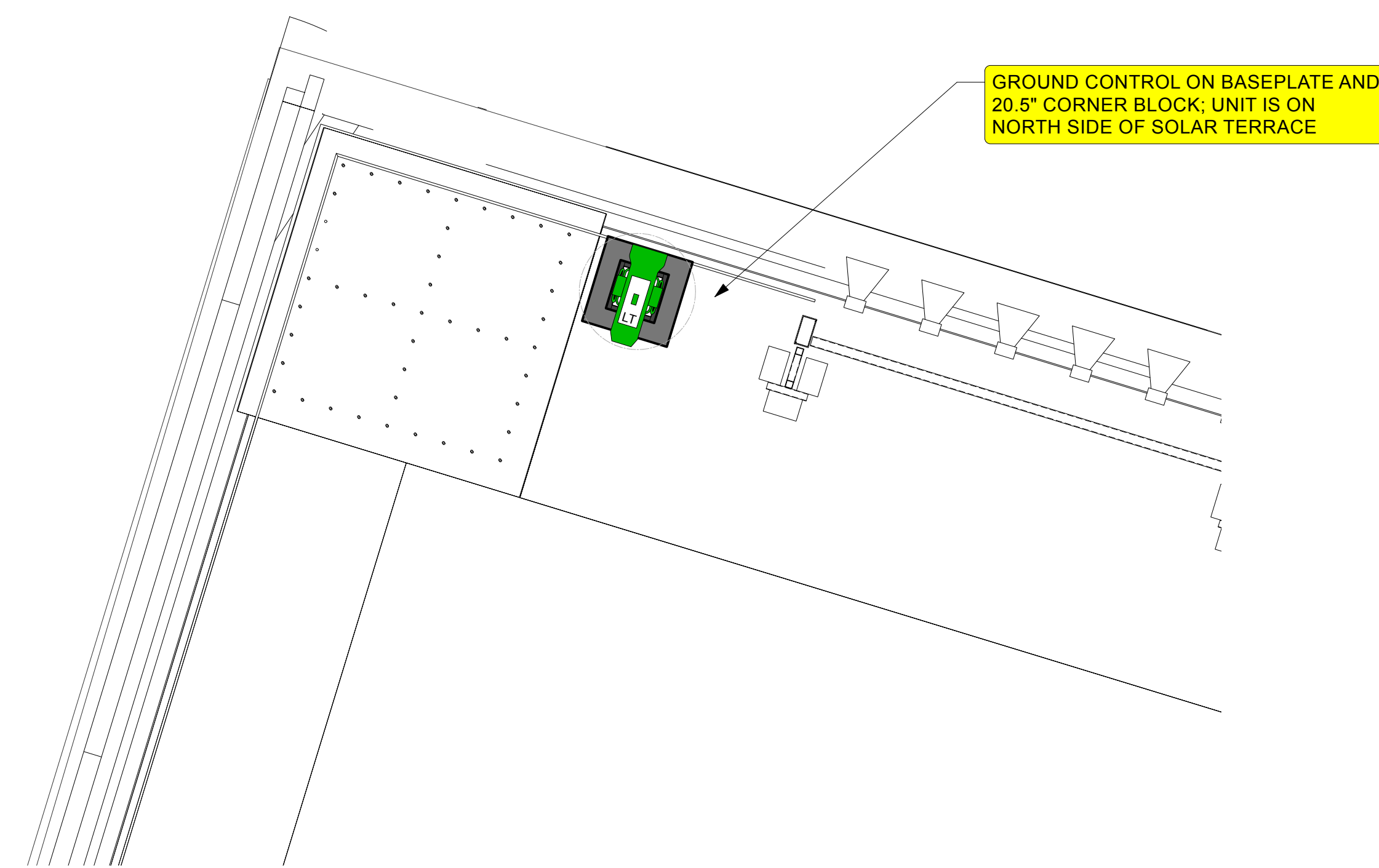
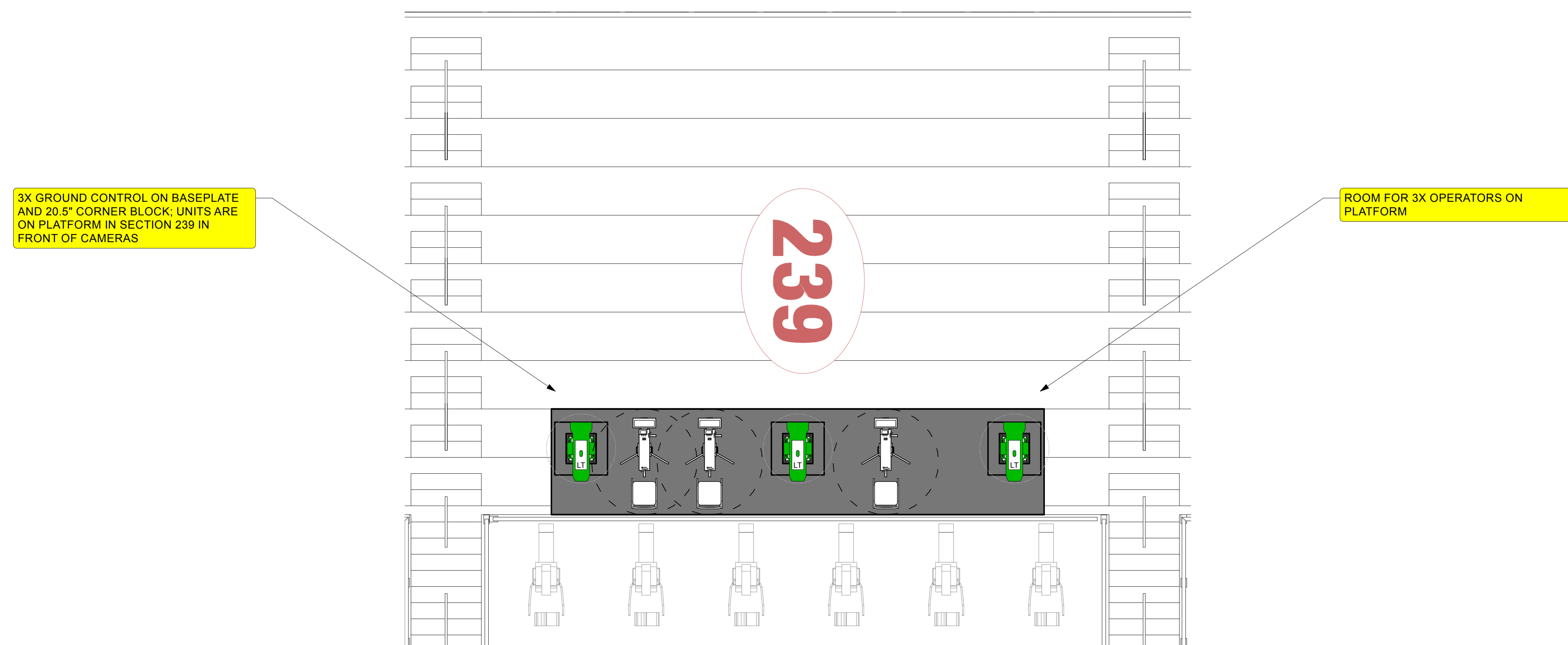


1 GROUND CONTROL - SECTIONS 307 & 322  
Scale: 1/4" = 1'-0"



2 GROUND CONTROL - SOLAR TERRACE  
Scale: 1/4" = 1'-0"



3 GROUND CONTROL - SECTION 239  
Scale: 1/4" = 1'-0"

This document is the sole and complete responsibility of the designer and shall not be used for any other project without the written consent of the designer. The designer shall not be responsible for any errors or omissions in this document. The user of this document shall be responsible for any errors or omissions in this document. The user of this document shall be responsible for any errors or omissions in this document.

**INSTRUMENT KEY**

- Robe iSpot LTX @ 1.25kw
- Elation Proteus Massimo @ 1.4kw
- Philips Vari-Lite VL3600 LT @ 1.475kw
- TMB Solaris Flare @ 1kw
- GLP JDC Burst 1 @ 1.4kw
- ACME PIXEL LINE IP 500 (EXTORBE 1 IP) RGB @ 875 w
- ACME PIXEL LINE IP5 TROBE 3 IP) RGB @ 420 w
- Alera TitanTube @ 48 w
- GLP Impression XAS @ 150w
- PRG GC Longthrow @ 1.5kw

VENUE  
LEVI STADIUM  
SANTA CLARA, CA

SHOW  
SUPER BOWL  
HALFTIME SHOW

LOAD-IN SHOWDAY SHOW  
01/22/25 02/08/25 25/25

DESIGNER: AL CURROON  
LEAD L.D.: BEN GREEN  
GAFFER: ALEN SISUL  
PROD. 1: E. MARCHISINI  
PROD. 2: M. HUMPHREY  
LEAD TECH: R. MINNOTTE

VERSION

01: PRELIMINARY 11-30  
02: POWER ADDS 12-08-25  
03: RIGGING ADJUSTS 12-14-25  
04: FIX MOB ADD 12-19-25  
05: FIELD FIXTURES ADD 1-14-26

PRINT ARCH E SHEET  
SCALE: AS NOTED

CONTENTS

- 01: OVERVIEW
- 02: 700 LVL TRUSS - SOUTH
- 03: 700 LVL TRUSS - NORTH
- 04: 500 LVL TRUSS - SOUTH
- 05: 500 LVL TRUSS - NORTH
- 06: 200 LVL PIPE - SOUTH
- 07: 200 LVL PIPE - NORTH
- 08: FOH GOALPOSTS
- 09: GROUND CONTROL
- 10: FIELD LAYOUT
- 11: N & S SECTION
- 12: E & W SECTION
- 13: INFRASTRUCTURE

SHEET #  
09

PUBLISH DATE:  
01/14/2026

GROUND CONTROL