
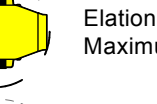

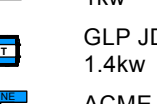
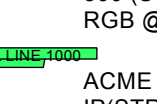

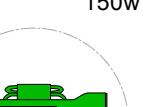
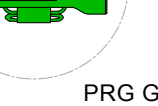



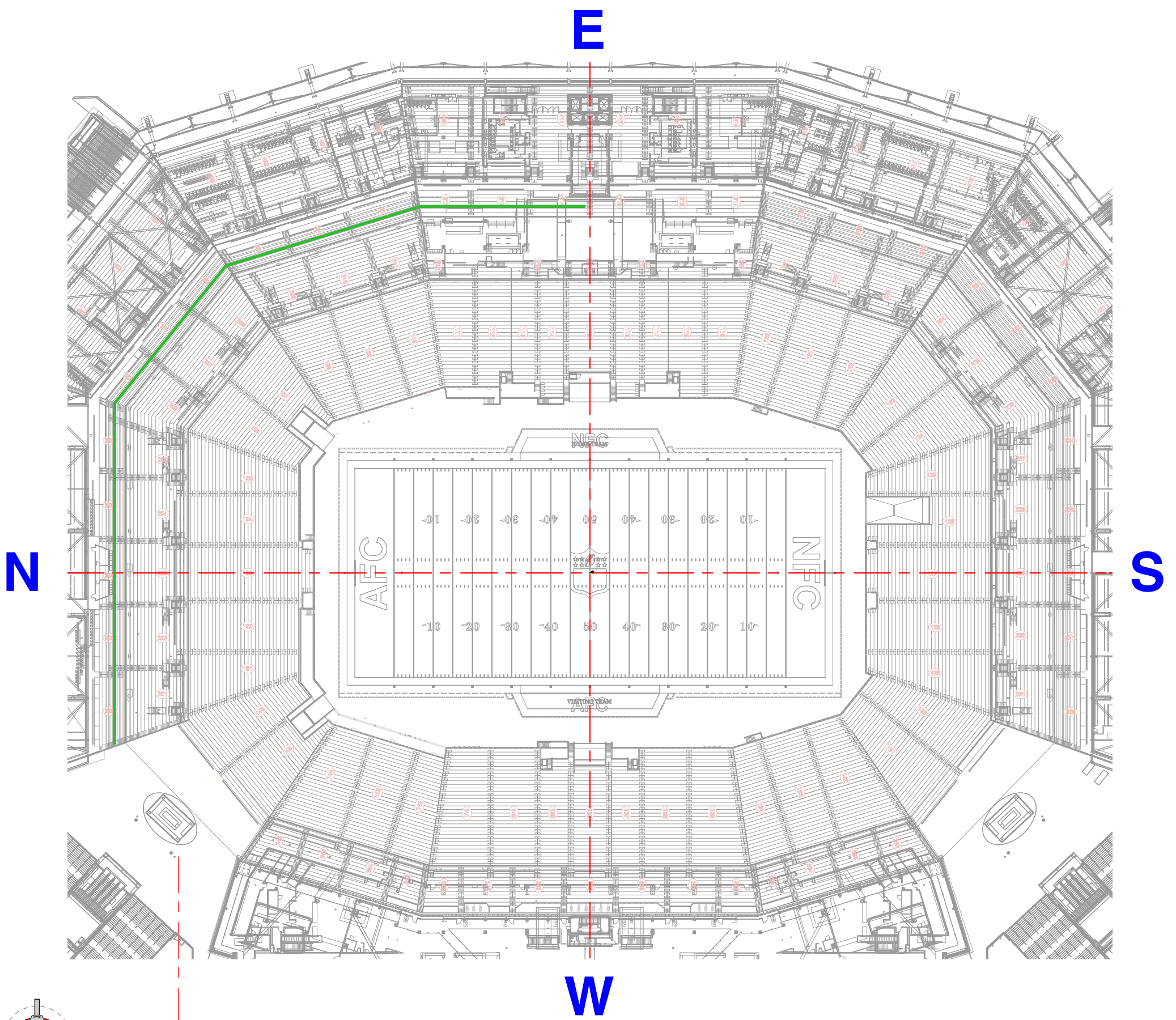


This document is the sole and complete responsibility of the user. It is not to be used for any other project without the written consent of EDG. The user agrees to hold EDG harmless for any and all claims, damages, losses, and expenses, including reasonable attorney's fees, arising from the use of this document. The user also agrees to hold EDG harmless for any and all claims, damages, losses, and expenses, including reasonable attorney's fees, arising from the use of this document. The user also agrees to hold EDG harmless for any and all claims, damages, losses, and expenses, including reasonable attorney's fees, arising from the use of this document.

INSTRUMENT KEY

-  Robe iForte LTX @ 1.25kw
-  Elation Proteus Massimo @ 1.4kw
-  Philips Vari-Lite VL3600 LT @ 1.475kw
-  TMB Solaris Flare @ 1kw
-  GLP JOC Burst 1 @ 1.4kw
-  ACME PIXEL LINE IP 500 (EXTORBE 1 IP) RGB @ 875 w
-  ACME PIXEL LINE IP5 TROBE 3 IP) RGB @ 400 w
-  Astera TitanTube @ 48 w
-  GLP Impression XAS @ 150w
-  PRG GC Longthrow @ 1.5kw



1 500 LEVEL TRUSS - NORTH
Scale: 1/4" = 1'-0"

VENUE
LEVI STADIUM
SANTA CLARA, CA

SHOW
SUPER BOWL
HALFTIME SHOW

LOAD IN	SHOWDAY	SHOW
01/22/25	02/08/26	25/26

DESIGNER: AL CURRION
LEAD L.D.: BEN GREEN
GAFFER: ALEN SISUL
PROD. 1: E. MARCHISINI
PROD. 2: M. HUMPHREY
LEAD TECH: R. MINNOTTE

VERSION	DATE	DESCRIPTION
01	PRELIMINARY	11-30
02	POWER ADDS	12-08-25
03	ROGGING ADJUST	12-14-25
04	PIX MOB ADD	12-19-25
05	FIELD FIXTURES ADD	1-14-26

PRINT ARCH E SHEET
SCALE: AS NOTED

DESIGNED BY: J. BEHM

CONTENTS
01. OVERVIEW
02. 700 LVL TRUSS - SOUTH
03. 700 LVL TRUSS - NORTH
04. 500 LVL TRUSS - SOUTH
05. 500 LVL TRUSS - NORTH
06. 200 LVL PIPE - SOUTH
07. 200 LVL PIPE - NORTH
08. FOH GOALPOSTS
09. GROUND CONTROL
10. FIELD LAYOUT
11. N & S SECTION
12. E & W SECTION
13. INFRASTRUCTURE

SHEET #
05

PUBLISH DATE: 01/14/2026

500 LVL TRUSS - NORTH