
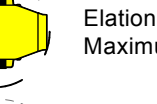

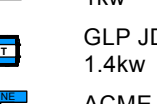
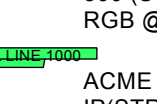

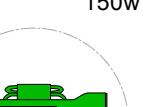
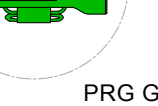


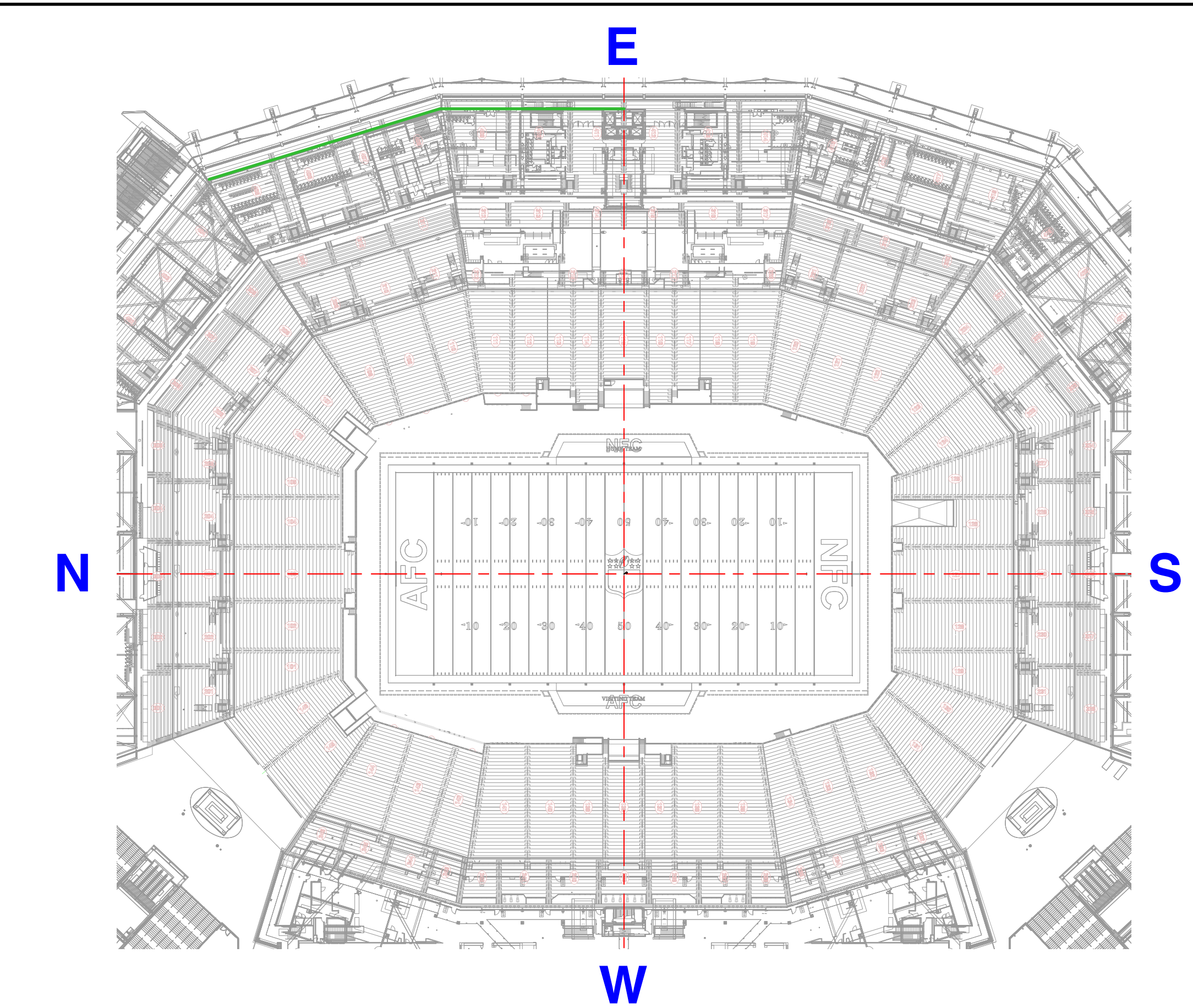


INSTRUMENT KEY

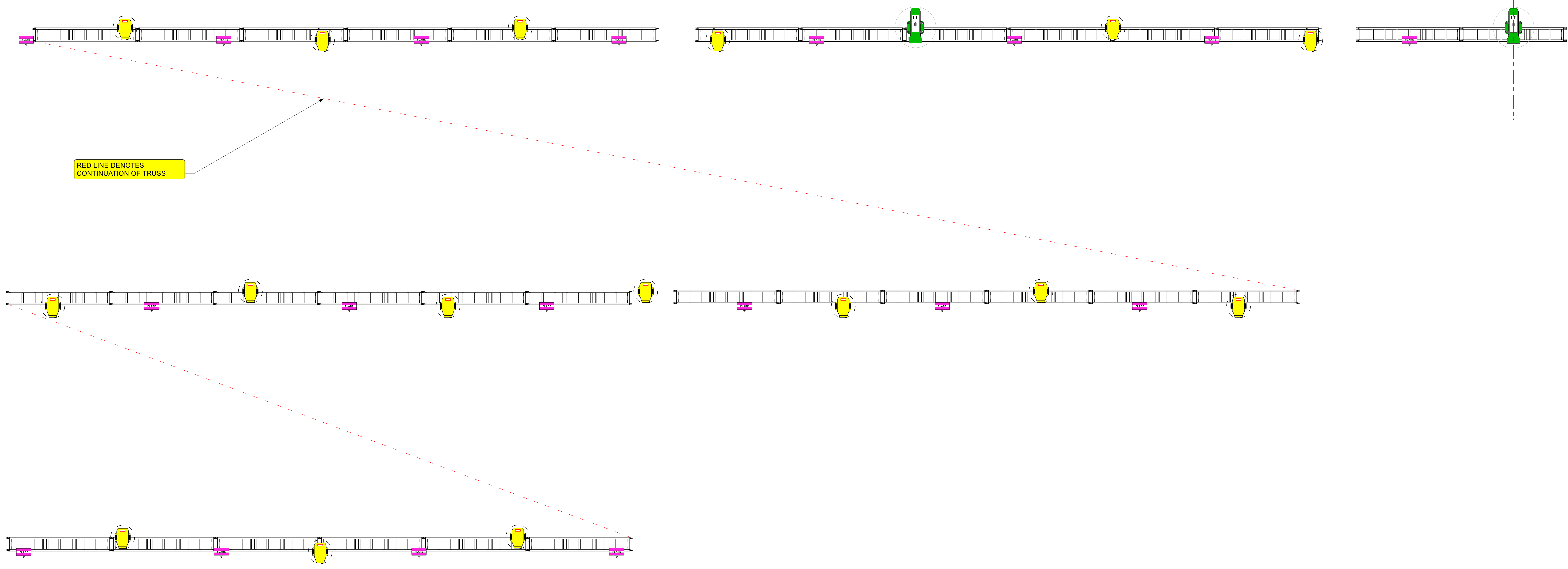
-  Rube #1016 LTX @ 1.25kw
-  Elation Proteus Massimo @ 1.4kw
-  Philips Vari-Lite VL3600 LT @ 1.475kw
-  TMB Solaris Flare @ 1kw
-  GLP JDC Burst 1 @ 1.4kw
-  ACME PIXEL LINE IP 500 (EXTORBE 1 IP) RGB @ 875 w
-  ACME PIXEL LINE IP5 TROBE 3 IP) RGB @ 420 w
-  Astera TitanTube @ 48 w
-  GLP Impression XAS @ 150w
-  PRG GC Longthrow @ 1.5kw



GC LT HUNG AT CENTER

NORTH

SOUTH



RED LINE DENOTES CONTINUATION OF TRUSS

GC LT HUNG AT CENTER

1 700 LEVEL TRUSS - NORTH
Scale: 1/4" = 1'-0"

VENUE
LEVI STADIUM
SANTA CLARA, CA



LOAD IN	SHOW DAY	SHOW
01/22/25	02/08/26	2502

DESIGNER	AL CURRION
LEAD L.D.	BEN GREEN
GAFFER	ALEN SISUL
PROD. 1	E. MARCHISINI
PROD. 2	M. HUMPHREY
LEAD TECH	R. MINNOTTE

VERSION	DATE	DESCRIPTION
01	PRELIMINARY	11-30
02	POWER ADDS	12-08-25
03	ROGGING ADJUST	12-14-25
04	PIX MOB ADD	12-19-25
05	FIELD FIXTURES ADD	1-14-26

PRINT ARCH E SHEET
SCALE: AS NOTED

CONTENTS
01. OVERVIEW
02. 700 LVL TRUSS - SOUTH
03. 700 LVL TRUSS - NORTH
04. 500 LVL TRUSS - SOUTH
05. 500 LVL TRUSS - NORTH
06. 200 LVL PIPE - SOUTH
07. 200 LVL PIPE - NORTH
08. FOH GOALPOSTS
09. GROUND CONTROL
10. FIELD LAYOUT
11. N & S SECTION
12. E & W SECTION
13. INFRASTRUCTURE

SHEET #
03

PUBLISH DATE:
01/14/2026

700 LVL TRUSS - NORTH