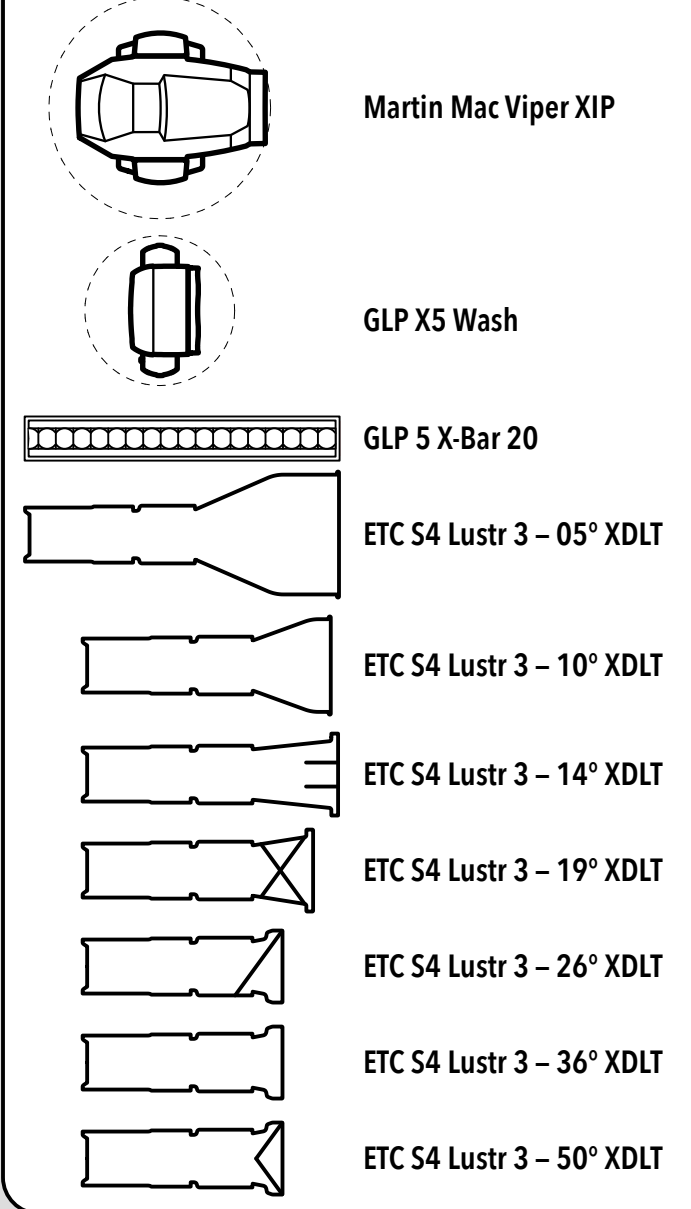
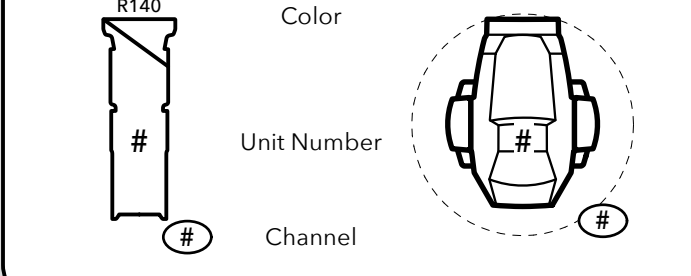


### Key to Symbols



### Legend



### Notes:

- Please have extra cuts of R119 and R132 available during focus.
- Please ensure all templates, color, and accessories have been dropped prior to focus and are in working order.
- Please ensure all units and accessories are in working order and equipped with safety cables prior to focus call.
- Instruments to be hung on 18" centers unless otherwise noted.
- All electric trims taken from pipe to show deck.
- All border trims taken from bottom of soft good to show deck.
- Work and run lights per Production Electrician.
- Please consult the designer for any changes needed.

### THIS DRAWING REPRESENTS DESIGN INTENT AND CONCEPT

The designer is responsible for visual aspects of the production only. All specifications provided relate solely to the appearance of the lighting and not to matters of electrical or structural soundness and safety. The implementation of this design must comply with the most stringent applicable federal and local safety and fire codes. The designer is not qualified to determine electrical or structural appropriateness of the design and will not assume responsibility for damages resulting through improper engineering or implementation of the elements of the lighting design. The designer agrees to make prompt corrections to any specification found to be incompatible with proper safety precautions.



James Earl Jones Theater  
Broadway – New York, NY

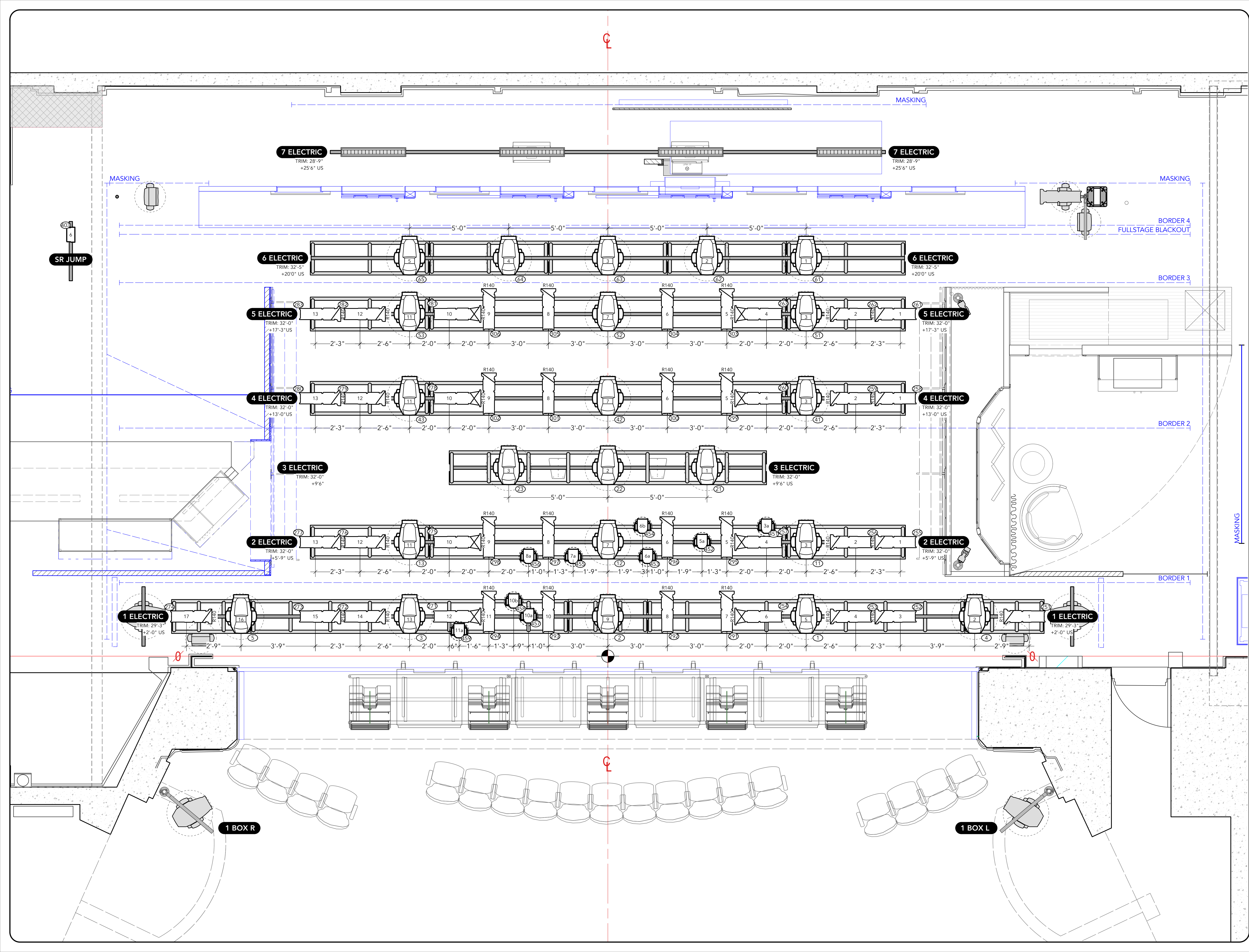
### Lighting by: Heather Gilbert



Directed by	David Cromer
Stage Manager	Richard Hodge
Scenery by	Arnulfo Maldonado
Costumes by	Sarah Laux
Sound by	Lee Kinney
Lighting Design by	Heather Gilbert
Associate LD	Abby May
Production Electrician	Ron Schwier
ML Programmer	Jeff Englander

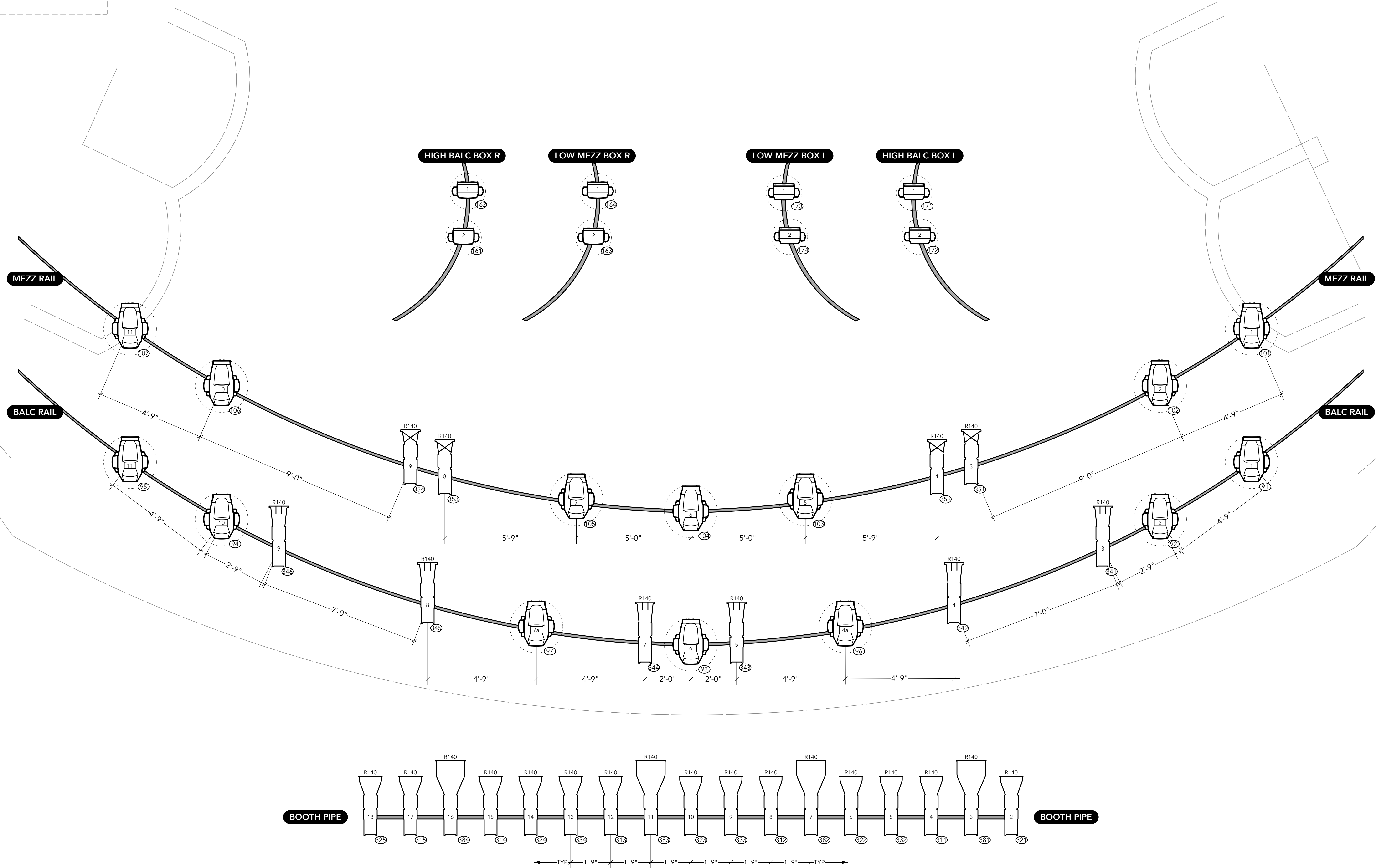
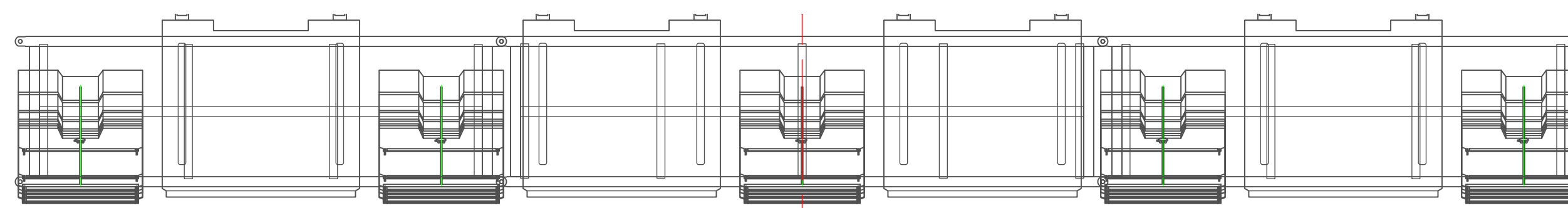
Rev	Date	Notes
E	03/26/26	Previews

<b>Overstage</b>	
Scale: 1/2" = 1'-0"	Plate no.
Unless otherwise noted	<b>1</b>
Date: 03.26.2026	of 9
Drawn: AGM	Paper: Arch D



**FRONT OF HOUSE**

\*Not Drawn in Actual Location\*



**Key to Symbols**

- Martin Mac Viper XIP
- GLP X5 Wash
- GLP 5 X-Bar 20
- ETC S4 Lustr 3 - 05° XDLT
- ETC S4 Lustr 3 - 10° XDLT
- ETC S4 Lustr 3 - 14° XDLT
- ETC S4 Lustr 3 - 19° XDLT
- ETC S4 Lustr 3 - 26° XDLT
- ETC S4 Lustr 3 - 36° XDLT
- ETC S4 Lustr 3 - 50° XDLT

**Legend**

- Color
- Unit Number
- Channel

**Notes:**

- Please have extra cuts of R119 and R132 available during focus.
- Please ensure all templates, color, and accessories have been dropped prior to focus and are in working order.
- Please ensure all units and accessories are in working order and equipped with safety cables prior to focus call.
- Instruments to be hung on 18" centers unless otherwise noted.
- All electric trims taken from pipe to show deck.
- All border trims taken from bottom of soft good to show deck.
- Work and run lights per Production Electrician.
- Please consult the designer for any changes needed.

**THIS DRAWING REPRESENTS DESIGN INTENT AND CONCEPT**

The designer is responsible for visual aspects of the production only. All specifications provided relate solely to the appearance of the lighting and not to matters of electrical or structural soundness and safety. The implementation of this design must comply with the most stringent applicable federal and local safety and fire codes. The designer is not qualified to determine electrical or structural appropriateness of the design and will not assume responsibility for damages resulting through improper engineering or implementation of the elements of the lighting design. The designer agrees to make prompt corrections to any specification found to be incompatible with proper safety precautions.



**Lighting by: Heather Gilbert**

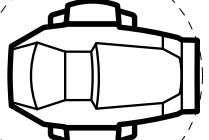



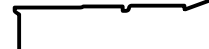





htlights@gmail.com  
(312) 399-7630

Directed by ..... David Cromer  
 Stage Manager ..... Richard Hodge  
 Scenery by ..... Arnulfo Maldonado  
 Costumes by ..... Sarah Laux  
 Sound by ..... Lee Kinney  
 Lighting Design by ..... Heather Gilbert  
 Associate LD ..... Abby May  
 Production Electrician ..... Ron Schwier  
 ML Programmer ..... Jeff Englander


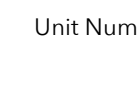

Rev	Date	Notes
E	03/26/26	Previews

**FOH - Rails**  
 Scale: 1/2" = 1'-0"  
 Unless otherwise noted  
 Date: 03.26.2026  
 Drawn: AGM Paper: Arch D  
 Plate no. **2**  
 of 9

### Key to Symbols

-  Martin Mac Viper XIP
-  GLP X5 Wash
-  GLP 5 X-Bar 20
-  ETC S4 Lustr 3 - 05° XDLT
-  ETC S4 Lustr 3 - 10° XDLT
-  ETC S4 Lustr 3 - 14° XDLT
-  ETC S4 Lustr 3 - 19° XDLT
-  ETC S4 Lustr 3 - 26° XDLT
-  ETC S4 Lustr 3 - 36° XDLT
-  ETC S4 Lustr 3 - 50° XDLT

### Legend


-  Color
-  Unit Number
-  Channel

### Notes:

- Please have extra cuts of R119 and R132 available during focus.
- Please ensure all templates, color, and accessories have been dropped prior to focus and are in working order.
- Please ensure all units and accessories are in working order and equipped with safety cables prior to focus call.
- Instruments to be hung on 18" centers unless otherwise noted.
- All electric trims taken from pipe to show deck.
- All border trims taken from bottom of soft good to show deck.
- Work and run lights per Production Electrician.
- Please consult the designer for any changes needed.

### THIS DRAWING REPRESENTS DESIGN INTENT AND CONCEPT

The designer is responsible for visual aspects of the production only. All specifications provided relate solely to the appearance of the lighting and not to matters of electrical or structural soundness and safety. The implementation of this design must comply with the most stringent applicable federal and local safety and fire codes. The designer is not qualified to determine electrical or structural appropriateness of the design and will not assume responsibility for damages resulting through improper engineering or implementation of the elements of the lighting design. The designer agrees to make prompt corrections to any specification found to be incompatible with proper safety precautions.



**James Earl Jones Theater**  
Broadway – New York, NY

### Lighting by: Heather Gilbert



htlights@gmail.com  
(312) 399-7630

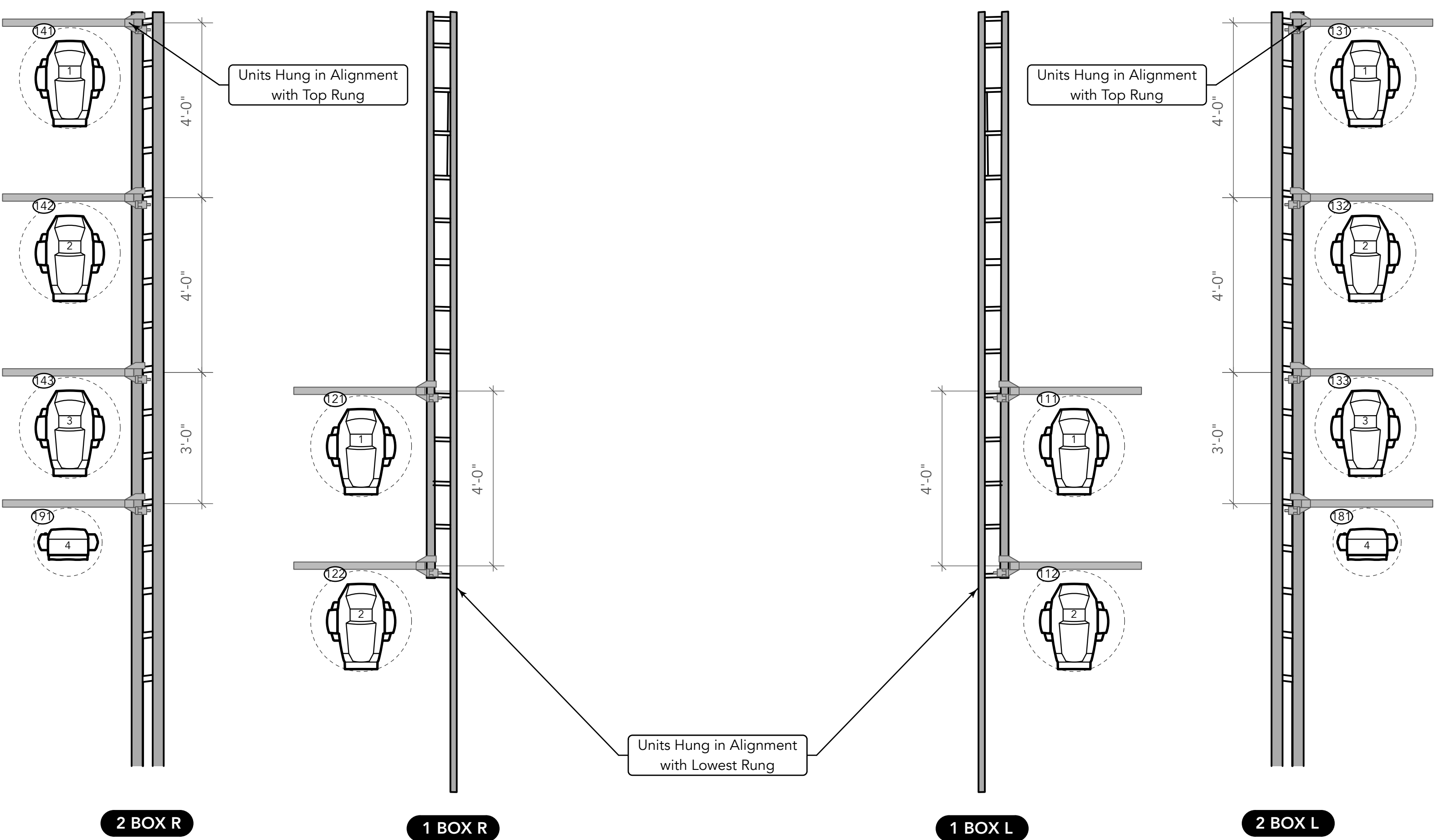
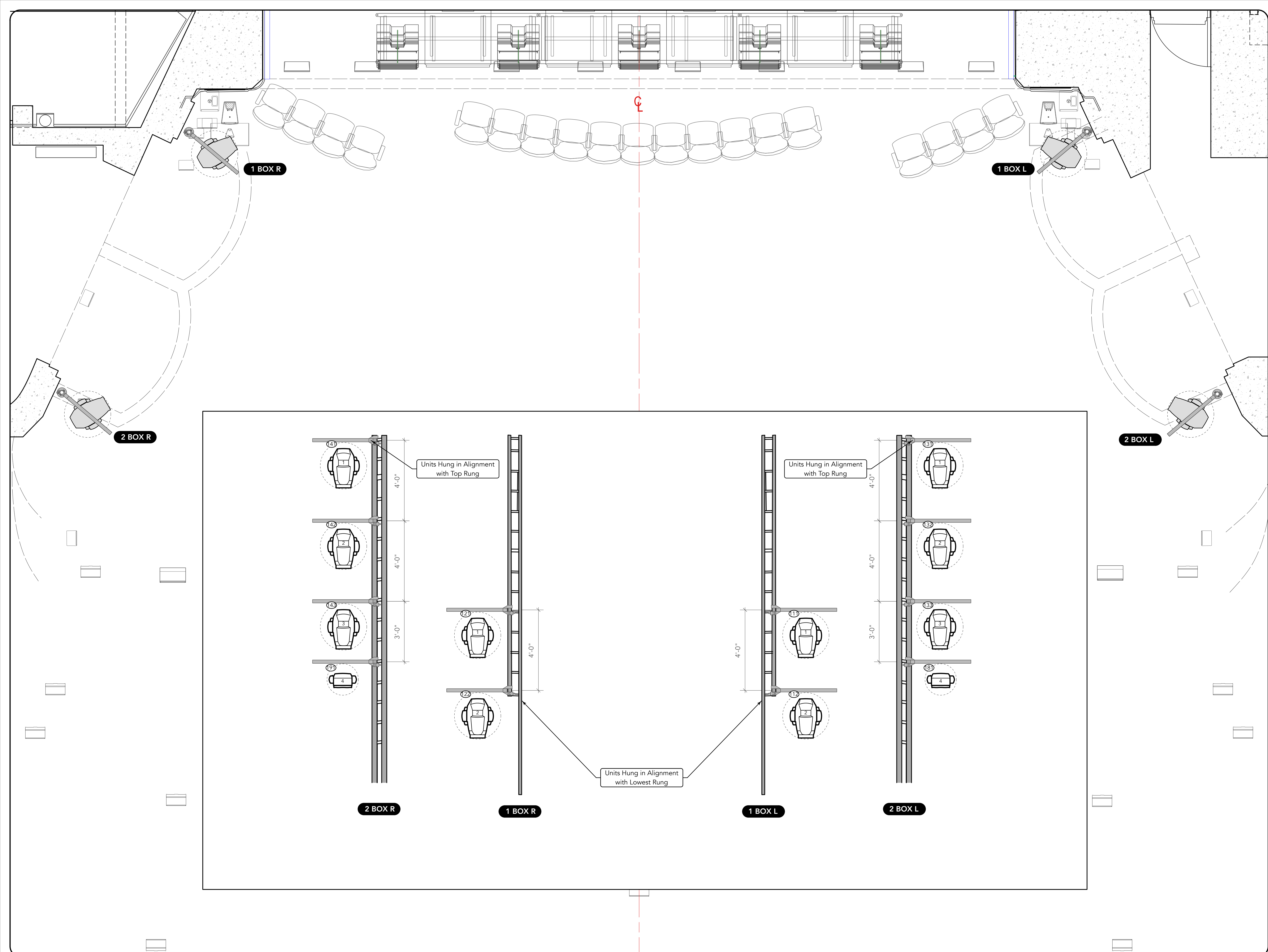
Directed by .....	David Cromer
Stage Manager .....	Richard Hodge
Scenery by .....	Arnulfo Maldonado
Costumes by .....	Sarah Laux
Sound by .....	Lee Kinney
Lighting Design by .....	Heather Gilbert
Associate LD .....	Abby May
Production Electrician .....	Ron Schwier
ML Programmer .....	Jeff Englander

Rev	Date	Notes
E	03/26/26	Previews

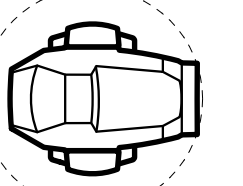
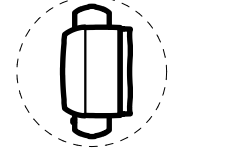

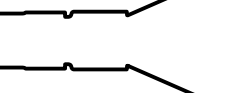
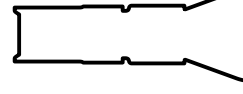
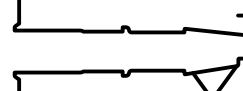

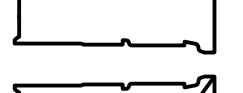


### FOH - Box Boom

Scale: 1/2" = 1'-0"  
Unless otherwise noted  
Date: 03.26.2026  
Drawn: AGM Paper: Arch D


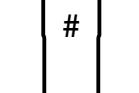

Plate no.  
**3**  
of 9



### Key to Symbols

-  Martin Mac Viper XIP
-  GLP X5 Wash
-  GLP 5 X-Bar 20
-  ETC S4 Lustr 3 - 05° XDLT
-  ETC S4 Lustr 3 - 10° XDLT
-  ETC S4 Lustr 3 - 14° XDLT
-  ETC S4 Lustr 3 - 19° XDLT
-  ETC S4 Lustr 3 - 26° XDLT
-  ETC S4 Lustr 3 - 36° XDLT
-  ETC S4 Lustr 3 - 50° XDLT

### Legend

-  Color
-  Unit Number
-  Channel

### Notes:

- Please have extra cuts of R119 and R132 available during focus.
- Please ensure all templates, color, and accessories have been dropped prior to focus and are in working order.
- Please ensure all units and accessories are in working order and equipped with safety cables prior to focus call.
- Instruments to be hung on 18" centers unless otherwise noted.
- All electric trims taken from pipe to show deck.
- All border trims taken from bottom of soft good to show deck.
- Work and run lights per Production Electrician.
- Please consult the designer for any changes needed.

### THIS DRAWING REPRESENTS DESIGN INTENT AND CONCEPT

The designer is responsible for visual aspects of the production only. All specifications provided relate solely to the appearance of the lighting and not to matters of electrical or structural soundness and safety. The implementation of this design must comply with the most stringent applicable federal and local safety and fire codes. The designer is not qualified to determine electrical or structural appropriateness of the design and will not assume responsibility for damages resulting through improper engineering or implementation of the elements of the lighting design. The designer agrees to make prompt corrections to any specification found to be incompatible with proper safety precautions.



James Earl Jones Theater  
Broadway – New York, NY

### Lighting by: Heather Gilbert



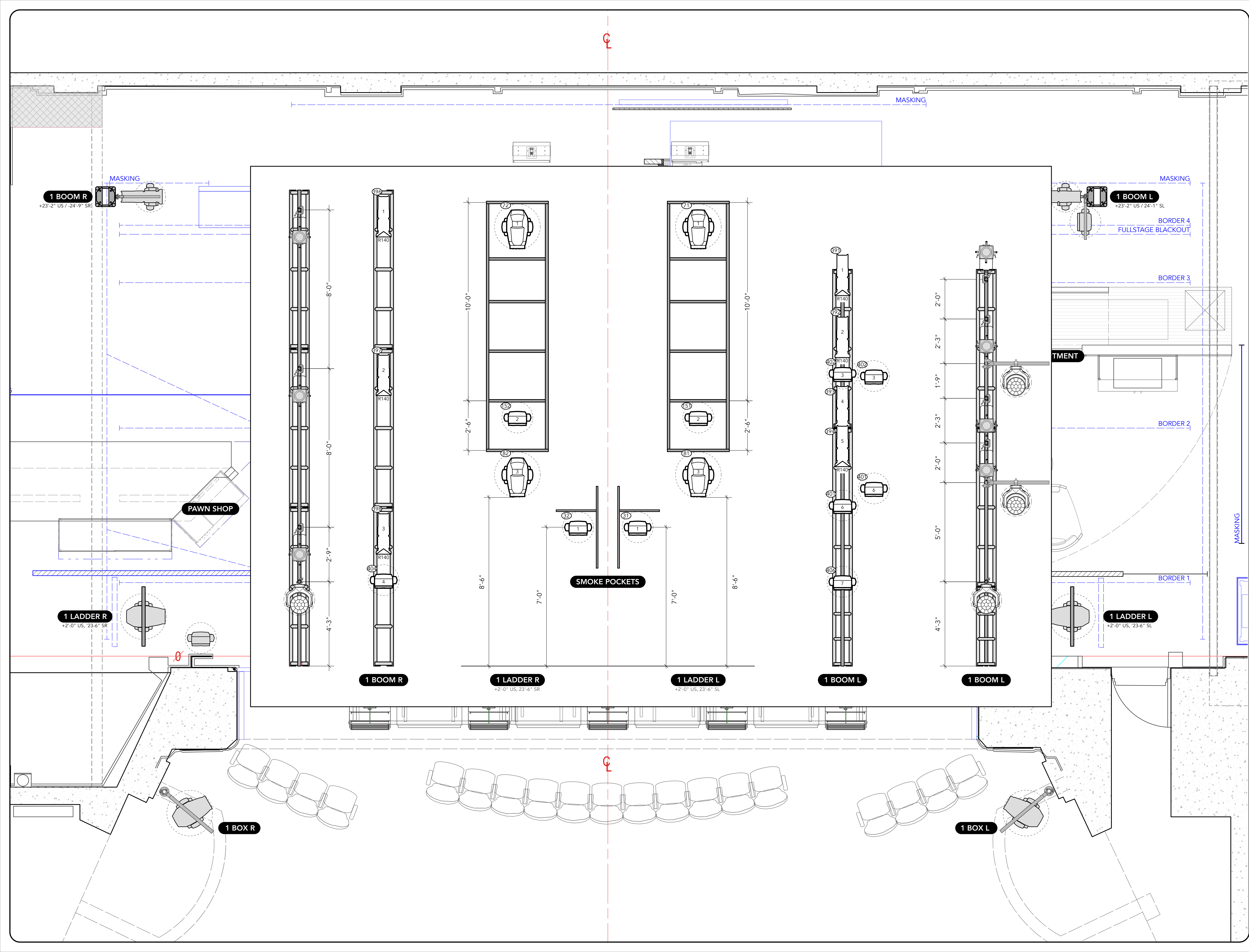
Directed by ..... David Cromer  
 Stage Manager ..... Richard Hodge  
 Scenery by ..... Arnulfo Maldonado  
 Costumes by ..... Sarah Laux  
 Sound by ..... Lee Kinney  
 Lighting Design by ..... Heather Gilbert  
 Associate LD ..... Abby May  
 Production Electrician ..... Ron Schwier  
 ML Programmer ..... Jeff Englander

Rev	Date	Notes
E	03/26/26	Previews

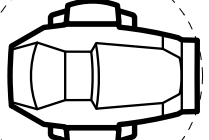

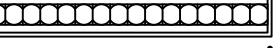
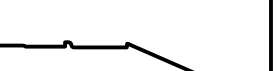


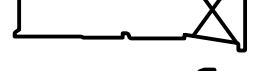
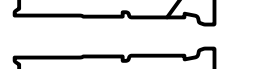
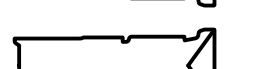

### Deck + Ladders

Scale: 1/2" = 1'-0"  
 Unless otherwise noted  
 Date: 03.26.2026  
 Drawn: AGM Paper: Arch D


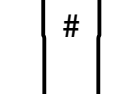

Plate no. **4**  
 of 9



### Key to Symbols

-  Martin Mac Viper XIP
-  GLP X5 Wash
-  GLP 5 X-Bar 20
-  ETC S4 Lustr 3 - 05° XDLT
-  ETC S4 Lustr 3 - 10° XDLT
-  ETC S4 Lustr 3 - 14° XDLT
-  ETC S4 Lustr 3 - 19° XDLT
-  ETC S4 Lustr 3 - 26° XDLT
-  ETC S4 Lustr 3 - 36° XDLT
-  ETC S4 Lustr 3 - 50° XDLT

### Legend

-  Color
-  Unit Number
-  Channel

### Notes:

- Please have extra cuts of R119 and R132 available during focus.
- Please ensure all templates, color, and accessories have been dropped prior to focus and are in working order.
- Please ensure all units and accessories are in working order and equipped with safety cables prior to focus call.
- Instruments to be hung on 18" centers unless otherwise noted.
- All electric trims taken from pipe to show deck.
- All border trims taken from bottom of soft good to show deck.
- Work and run lights per Production Electrician.
- Please consult the designer for any changes needed.

### THIS DRAWING REPRESENTS DESIGN INTENT AND CONCEPT

The designer is responsible for visual aspects of the production only. All specifications provided relate solely to the appearance of the lighting and not to matters of electrical or structural soundness and safety. The implementation of this design must comply with the most stringent applicable federal and local safety and fire codes. The designer is not qualified to determine electrical or structural appropriateness of the design and will not assume responsibility for damages resulting through improper engineering or implementation of the elements of the lighting design. The designer agrees to make prompt corrections to any specification found to be incompatible with proper safety precautions.



James Earl Jones Theater  
Broadway – New York, NY

### Lighting by: Heather Gilbert

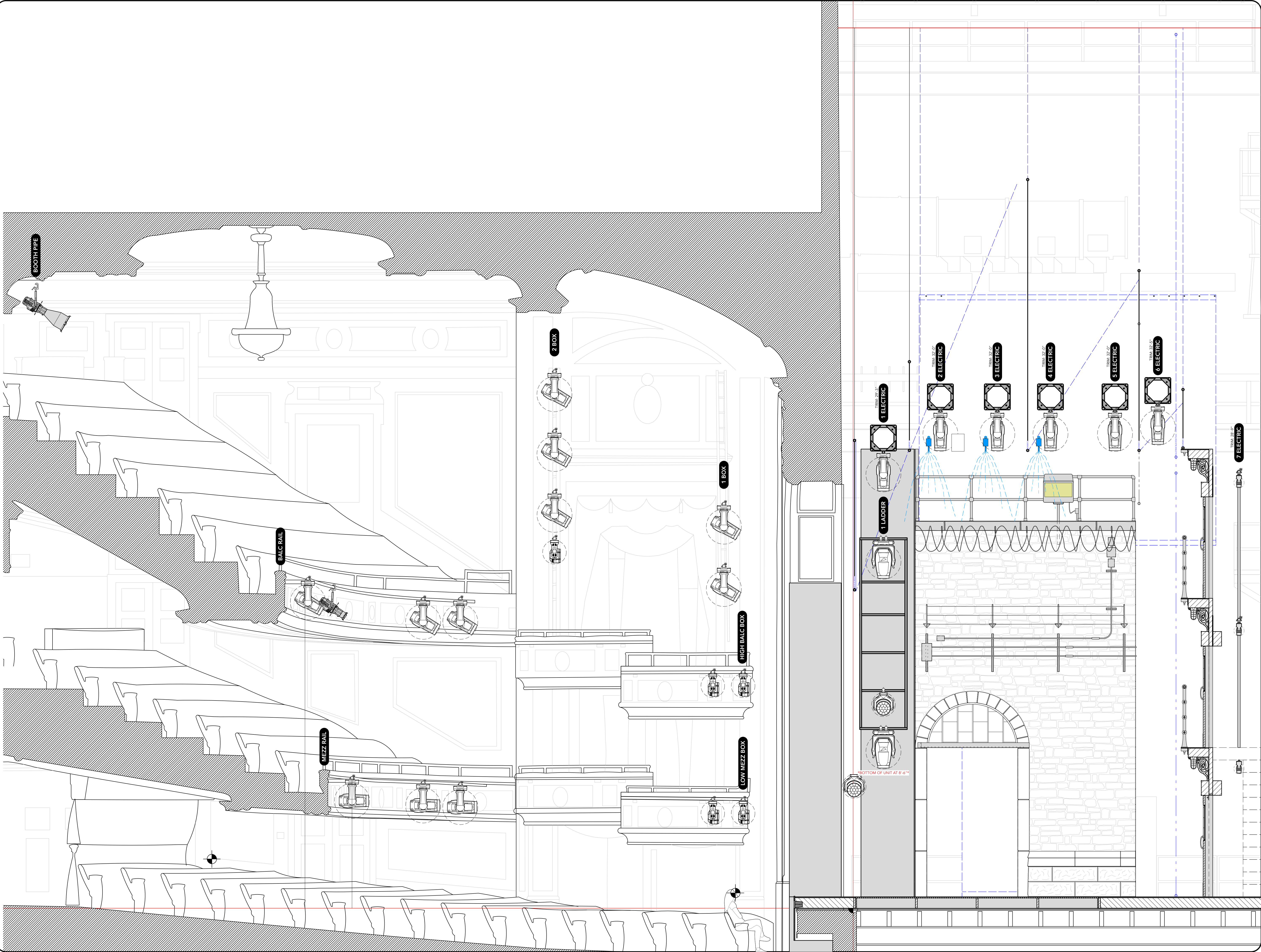
 htglights@gmail.com  
(312) 399-7630

Directed by ..... David Cromer  
Stage Manager ..... Richard Hodge  
Scenery by ..... Arnulfo Maldonado  
Costumes by ..... Sarah Laux  
Sound by ..... Lee Kinney  
Lighting Design by ..... Heather Gilbert  
Associate LD ..... Abby May  
Production Electrician ..... Ron Schwier  
ML Programmer ..... Jeff Englander

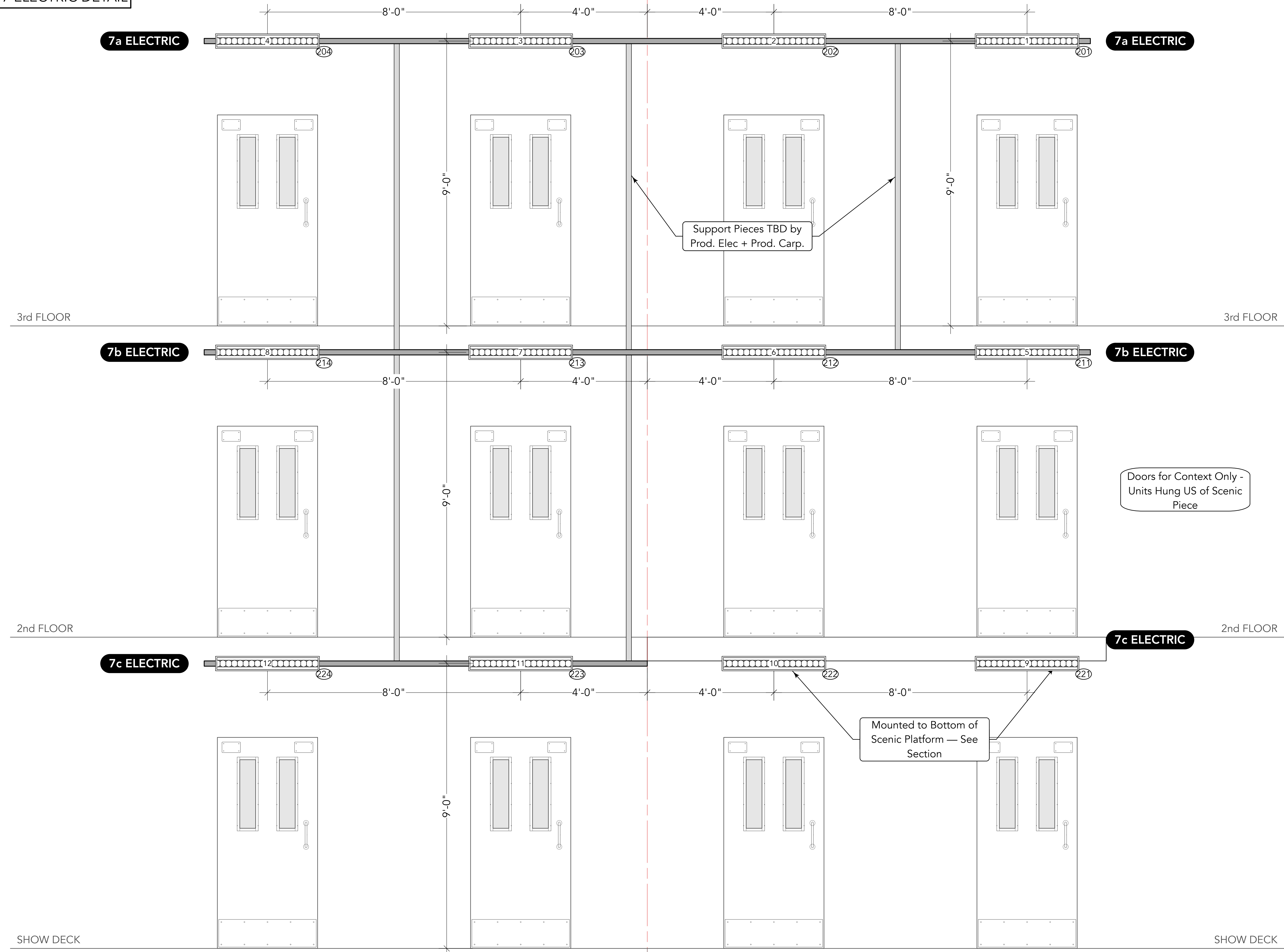
Rev	Date	Notes
E	03/26/26	Previews

**Section**  
Scale: 1/2" = 1'-0"  
Unless otherwise noted  
Date: 03.26.2026  
Drawn: AGM Paper: Arch D

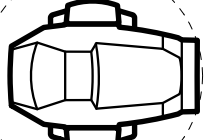

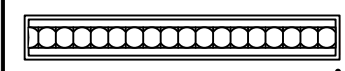

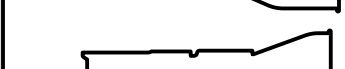

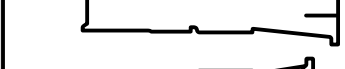
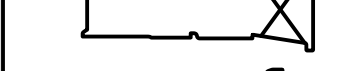
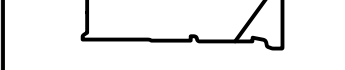
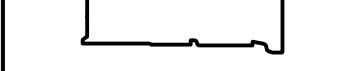
Plate no.  
**5**  
of 9




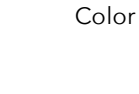

7 ELECTRIC DETAIL



Key to Symbols

-  Martin Mac Viper XIP
-  GLP X5 Wash
-  GLP 5 X-Bar 20
-  ETC S4 Lustr 3 - 05° XDLT
-  ETC S4 Lustr 3 - 10° XDLT
-  ETC S4 Lustr 3 - 14° XDLT
-  ETC S4 Lustr 3 - 19° XDLT
-  ETC S4 Lustr 3 - 26° XDLT
-  ETC S4 Lustr 3 - 36° XDLT
-  ETC S4 Lustr 3 - 50° XDLT

Legend

-  Color
-  Unit Number
-  Channel

Notes:

- Please have extra cuts of R119 and R132 available during focus.
- Please ensure all templates, color, and accessories have been dropped prior to focus and are in working order.
- Please ensure all units and accessories are in working order and equipped with safety cables prior to focus call.
- Instruments to be hung on 18" centers unless otherwise noted.
- All electric trims taken from pipe to show deck.
- All border trims taken from bottom of soft good to show deck.
- Work and run lights per Production Electrician.
- Please consult the designer for any changes needed.

THIS DRAWING REPRESENTS DESIGN INTENT AND CONCEPT

The designer is responsible for visual aspects of the production only. All specifications provided relate solely to the appearance of the lighting and not to matters of electrical or structural soundness and safety. The implementation of this design must comply with the most stringent applicable federal and local safety and fire codes. The designer is not qualified to determine electrical or structural appropriateness of the design and will not assume responsibility for damages resulting through improper engineering or implementation of the elements of the lighting design. The designer agrees to make prompt corrections to any specification found to be incompatible with proper safety precautions.

**THE FEAR OF 13**

James Earl Jones Theater  
Broadway – New York, NY

Lighting by: Heather Gilbert

 htlights@gmail.com  
(312) 399-7630

Directed by ..... David Cromer  
 Stage Manager ..... Richard Hodge  
 Scenery by ..... Arnulfo Maldonado  
 Costumes by ..... Sarah Laux  
 Sound by ..... Lee Kinney  
 Lighting Design by ..... Heather Gilbert  
 Associate LD ..... Abby May  
 Production Electrician ..... Ron Schwier  
 ML Programmer ..... Jeff Englander

Rev	Date	Notes
E	03/26/26	Previews

**7LX Detail**

Scale: 3/4" = 1'-0" Plate no. **6**  
 Unless otherwise noted  
 Date: 03.26.2026  
 Drawn: AGM Paper: Arch D of 9

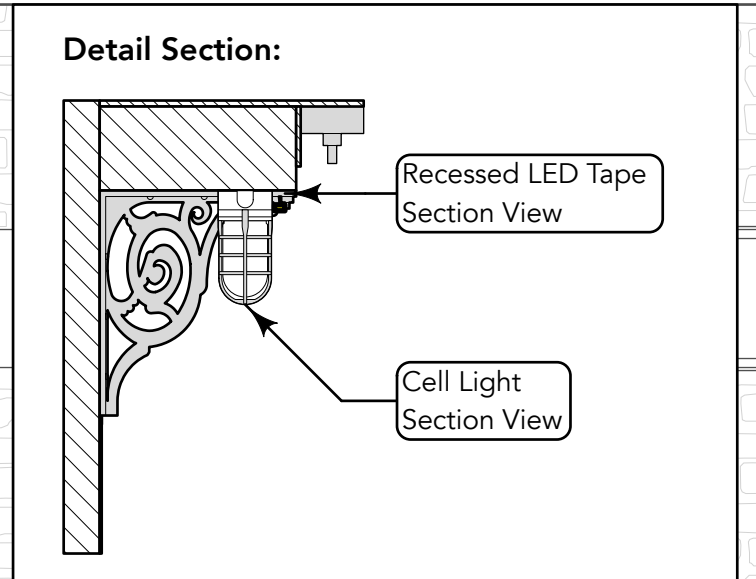
**US PRISON WALL  
PRACTICAL DETAIL**

**Practical Detail:**  
See picture below for Practical purchased by Scenic Department.

Link from Amazon:  
*Woods L1706BLK Vandal Resistant 150W Incandescent Security Light, Ceiling Mount, Hammered Black*

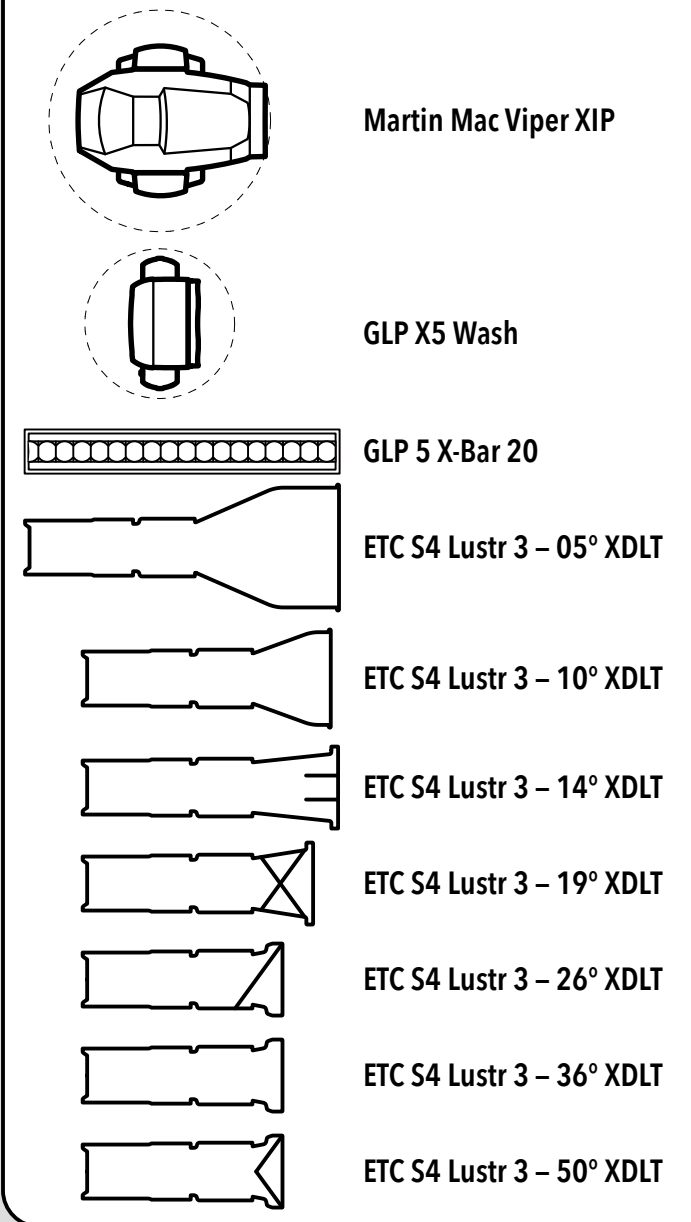
Each cell door to be outfitted with a 100w A19 incandescent lamp. Wired Control.

[https://www.amazon.com/dp/B010P1LG9Y?ref=cm\\_sw\\_r\\_cso\\_cp\\_apin\\_dp\\_ZTKNYYJ7GNZDZM79SEM&ref=cm\\_sw\\_r\\_cso\\_cp\\_apin\\_dp\\_ZTKNYYJ7GNZDZM79SEM&social\\_share=cm\\_sw\\_r\\_cso\\_cp\\_apin\\_dp\\_ZTKNYYJ7GNZDZM79SEM&th=1](https://www.amazon.com/dp/B010P1LG9Y?ref=cm_sw_r_cso_cp_apin_dp_ZTKNYYJ7GNZDZM79SEM&ref=cm_sw_r_cso_cp_apin_dp_ZTKNYYJ7GNZDZM79SEM&social_share=cm_sw_r_cso_cp_apin_dp_ZTKNYYJ7GNZDZM79SEM&th=1)

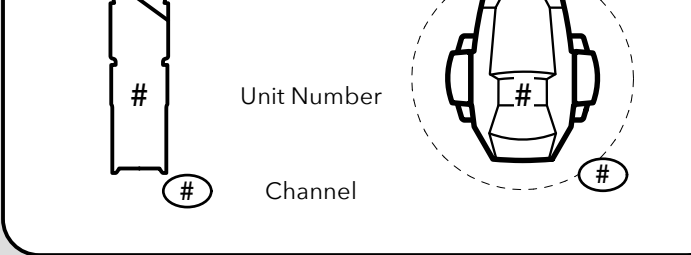



Gas Station LED Tape in aluminum channel. Channel recessed in groove cut by scenery. LED Tape: Lamp & Pencil RGBwW. 16-bit control. LED Tape only under 1st floor balcony. Channel run from door to door but tape only goes from inside of jelly jar to inside of jelly jar.

**Key to Symbols**



**Legend**




**Notes:**

- Please have extra cuts of R119 and R132 available during production.
- Please ensure all templates, color, and accessories have been dropped prior to focus and are in working order.
- Please ensure all units and accessories are in working order and equipped with safety cables prior to focus call.
- Instruments to be hung on 18" centers unless otherwise noted.
- All electric trims taken from pipe to show deck.
- All border trims taken from bottom of soft good to show deck.
- Work and run lights per Production Electrician.
- Please consult the designer for any changes needed.

**THIS DRAWING REPRESENTS DESIGN INTENT AND CONCEPT**

The designer is responsible for visual aspects of the production only. All specifications provided relate solely to the appearance of the lighting and not to matters of electrical or structural soundness and safety. The implementation of this design must comply with the most stringent applicable federal and local safety and fire codes. The designer is not qualified to determine electrical or structural appropriateness of the design and will not assume responsibility for damages resulting through improper engineering or implementation of the elements of the lighting design. The designer agrees to make prompt corrections to any specification found to be incompatible with proper safety precautions.



James Earl Jones Theater  
Broadway – New York, NY

**Lighting by: Heather Gilbert**



Directed by ..... David Cromer  
Stage Manager ..... Richard Hodge  
Scenery by ..... Arnulfo Maldonado  
Costumes by ..... Sarah Laux  
Sound by ..... Lee Kinney  
Lighting Design by ..... Heather Gilbert  
Associate LD ..... Abby May  
Production Electrician ..... Ron Schwier  
ML Programmer ..... Jeff Englander

Rev	Date	Notes
E	03/26/26	Previews

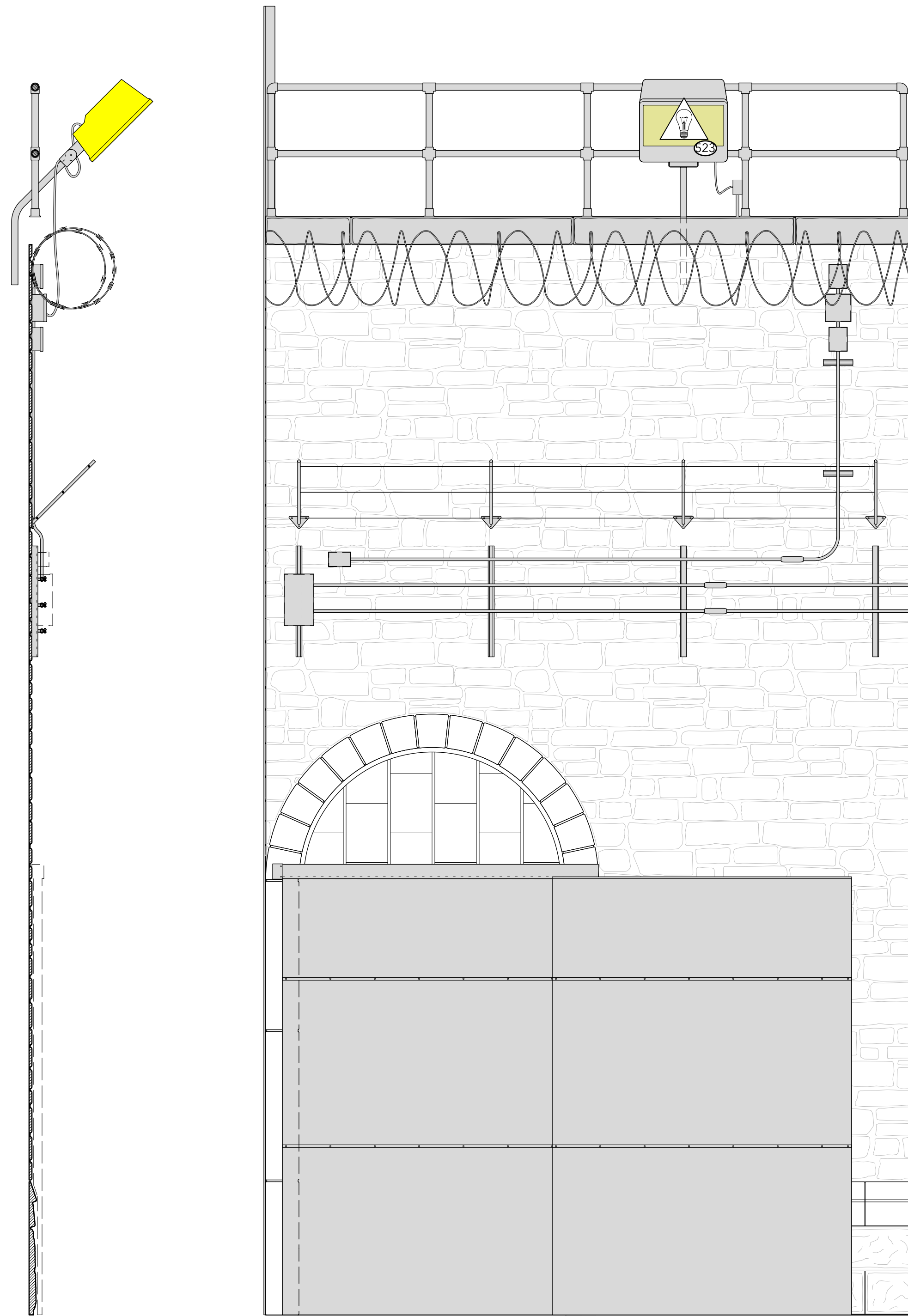
**US Prison Wall Prac**

Scale: 3/4" = 1'-0"  
Unless otherwise noted

Date: 03.26.2026  
Drawn: AGM Paper: Arch D

Plate no.  
**7**  
of 9

SR / SL PRISON WALL  
PRACTICAL DETAIL

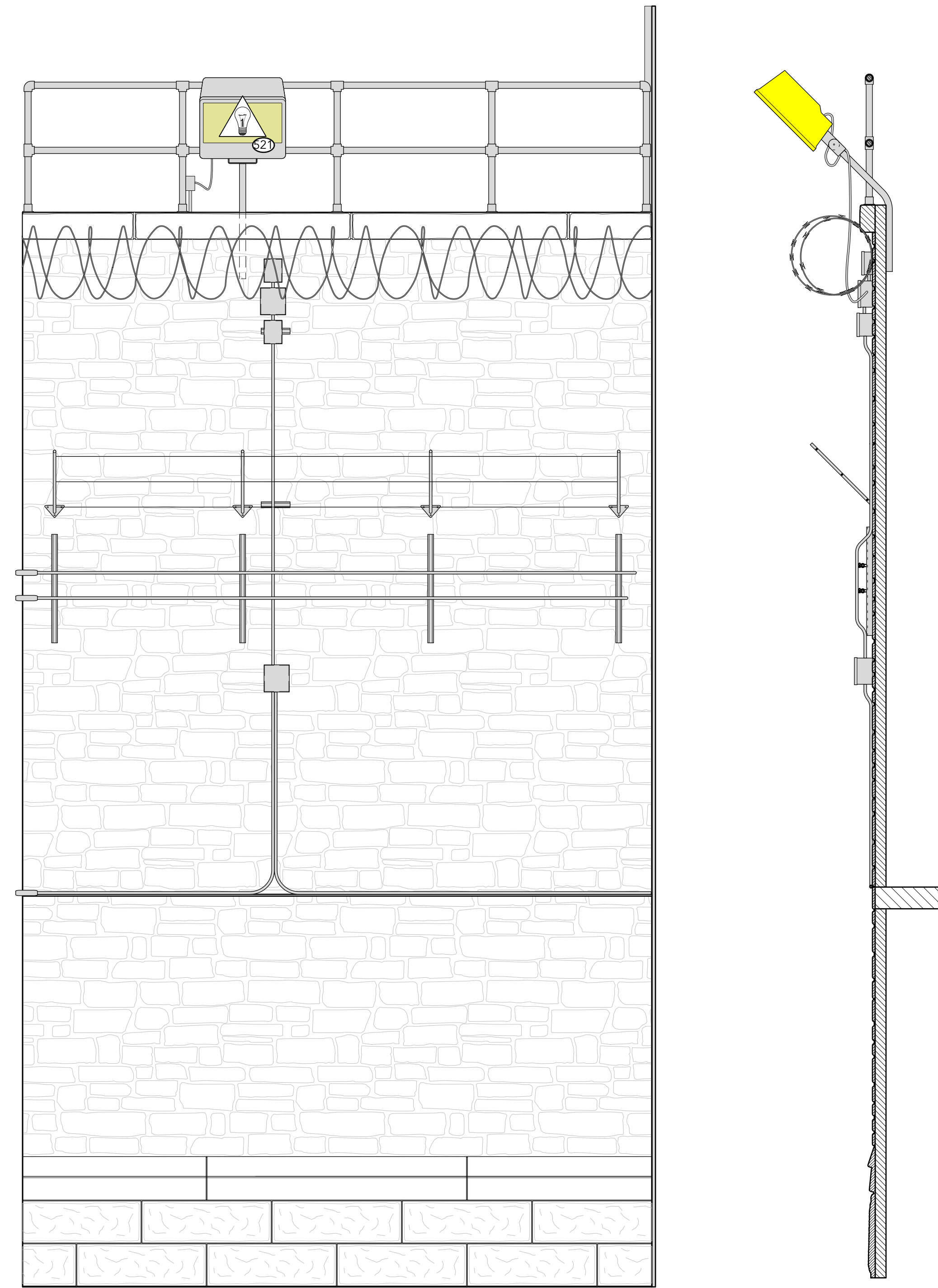


SR PRISON WALL

**Practical Detail:**  
See picture below for Practical purchased by Scenic Department.

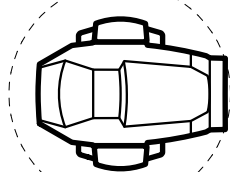





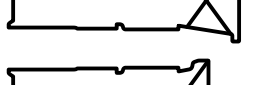
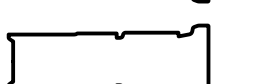


Each Security Light to be high pressure sodium lamp. Discuss dousing options and any heat concerns with LD. 1 channel of control per light - 1 sodium vapor

Link:  
[https://www.electricbargainstores.com/product-p/RAB-FNS4000T.htm?ga\\_d\\_source=48ga\\_d\\_campaignid=174285452638gbraid=OAAAAADwh3KLoFhWGoRQj1cX7BvV8Q](https://www.electricbargainstores.com/product-p/RAB-FNS4000T.htm?ga_d_source=48ga_d_campaignid=174285452638gbraid=OAAAAADwh3KLoFhWGoRQj1cX7BvV8Q)


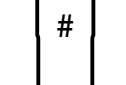





SL PRISON WALL

Key to Symbols

-  Martin Mac Viper XIP
-  GLP X5 Wash
-  GLP 5 X-Bar 20
-  ETC S4 Lustr 3 - 05° XDLT
-  ETC S4 Lustr 3 - 10° XDLT
-  ETC S4 Lustr 3 - 14° XDLT
-  ETC S4 Lustr 3 - 19° XDLT
-  ETC S4 Lustr 3 - 26° XDLT
-  ETC S4 Lustr 3 - 36° XDLT
-  ETC S4 Lustr 3 - 50° XDLT

Legend

-  R140 Color
-  # Unit Number
-  # Channel
-  # Unit Number
-  # Channel

Notes:

- Please have extra cuts of R119 and R132 available during focus.
- Please ensure all templates, color, and accessories have been dropped prior to focus and are in working order.
- Please ensure all units and accessories are in working order and equipped with safety cables prior to focus call.
- Instruments to be hung on 18" centers unless otherwise noted.
- All electric trims taken from pipe to show deck.
- All border trims taken from bottom of soft good to show deck.
- Work and run lights per Production Electrician.
- Please consult the designer for any changes needed.

THIS DRAWING REPRESENTS DESIGN INTENT AND CONCEPT

The designer is responsible for visual aspects of the production only. All specifications provided relate solely to the appearance of the lighting and not to matters of electrical or structural soundness and safety. The implementation of this design must comply with the most stringent applicable federal and local safety and fire codes. The designer is not qualified to determine electrical or structural appropriateness of the design and will not assume responsibility for damages resulting through improper engineering or implementation of the elements of the lighting design. The designer agrees to make prompt corrections to any specification found to be incompatible with proper safety precautions.



James Earl Jones Theater  
Broadway – New York, NY

Lighting by: Heather Gilbert



- Directed by ..... David Cromer
- Stage Manager ..... Richard Hodge
- Scenery by ..... Arnulfo Maldonado
- Costumes by ..... Sarah Laux
- Sound by ..... Lee Kinney
- Lighting Design by ..... Heather Gilbert
- Associate LD ..... Abby May
- Production Electrician ..... Ron Schwier
- ML Programmer ..... Jeff Englander

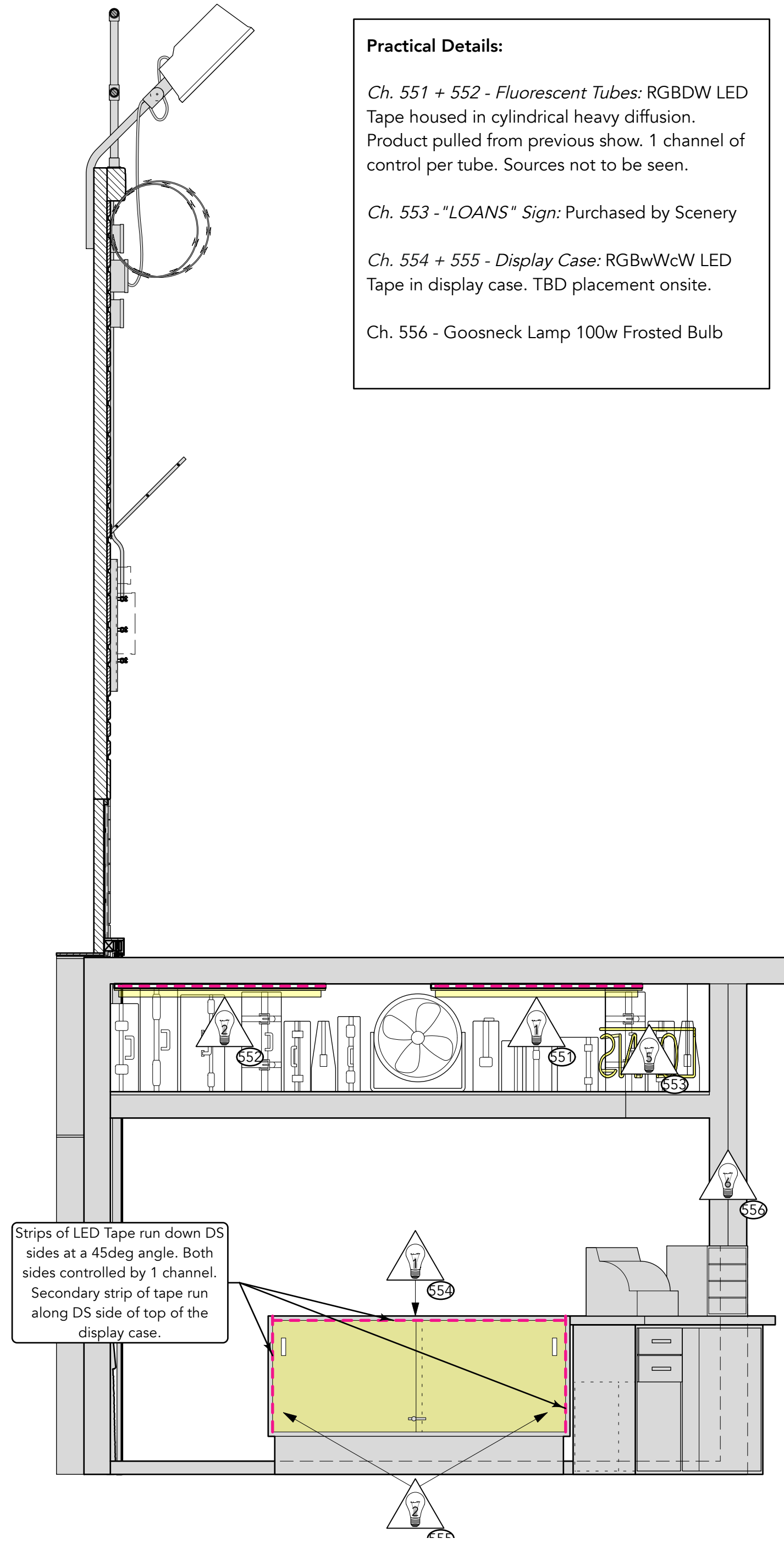
Rev	Date	Notes
E	03/26/26	Previews

SR / SL Prison Wall Prac

Scale: 1/2" = 1'-0"  
Unless otherwise noted  
Date: 03.26.2026  
Drawn: AGM Paper: Arch D

Plate no.  
**8**  
of 9

**PAWN SHOP  
PRACTICAL DETAIL**



**Practical Details:**

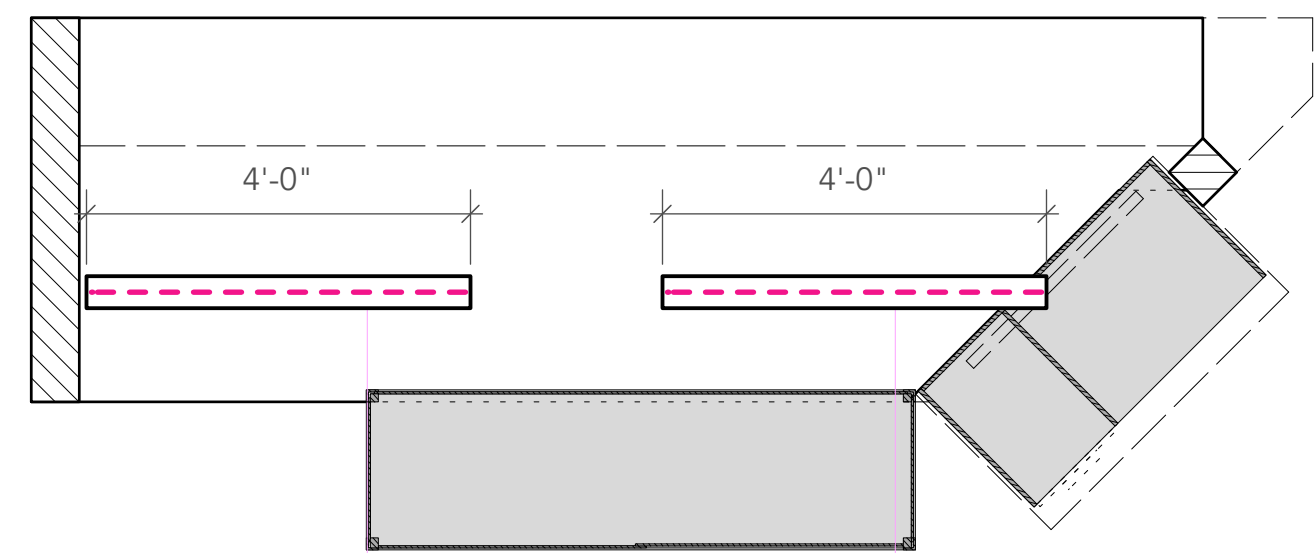
Ch. 551 + 552 - Fluorescent Tubes: RGBDW LED Tape housed in cylindrical heavy diffusion. Product pulled from previous show. 1 channel of control per tube. Sources not to be seen.

Ch. 553 - "LOANS" Sign: Purchased by Scenery

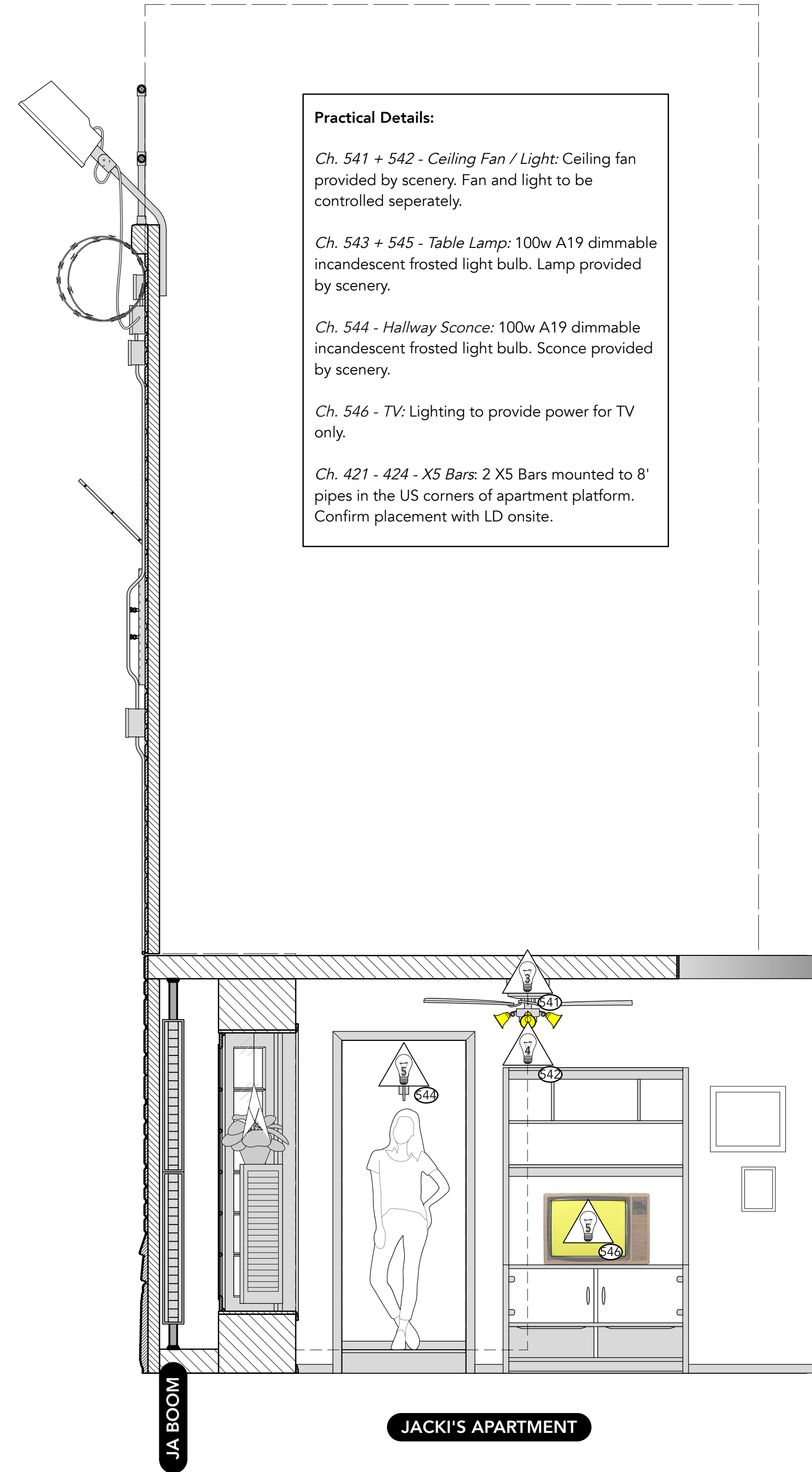
Ch. 554 + 555 - Display Case: RGBWwCwW LED Tape in display case. TBD placement onsite.

Ch. 556 - Goosneck Lamp 100w Frosted Bulb

Strips of LED Tape run down DS sides at a 45deg angle. Both sides controlled by 1 channel. Secondary strip of tape run along DS side of top of the display case.



**JACKI'S APARTMENT  
PRACTICAL DETAIL**



**Practical Details:**

Ch. 541 + 542 - Ceiling Fan / Light: Ceiling fan provided by scenery. Fan and light to be controlled separately.

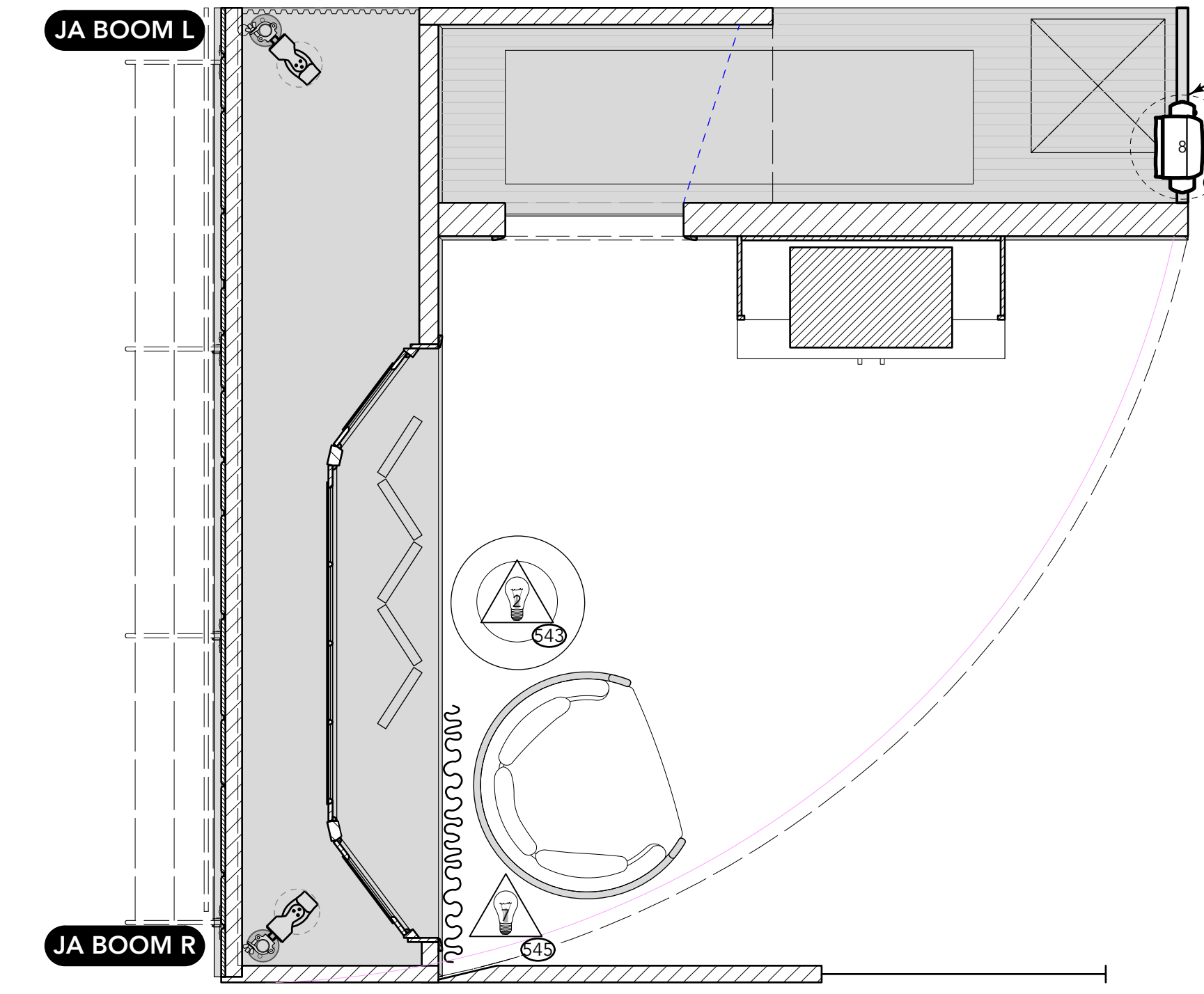
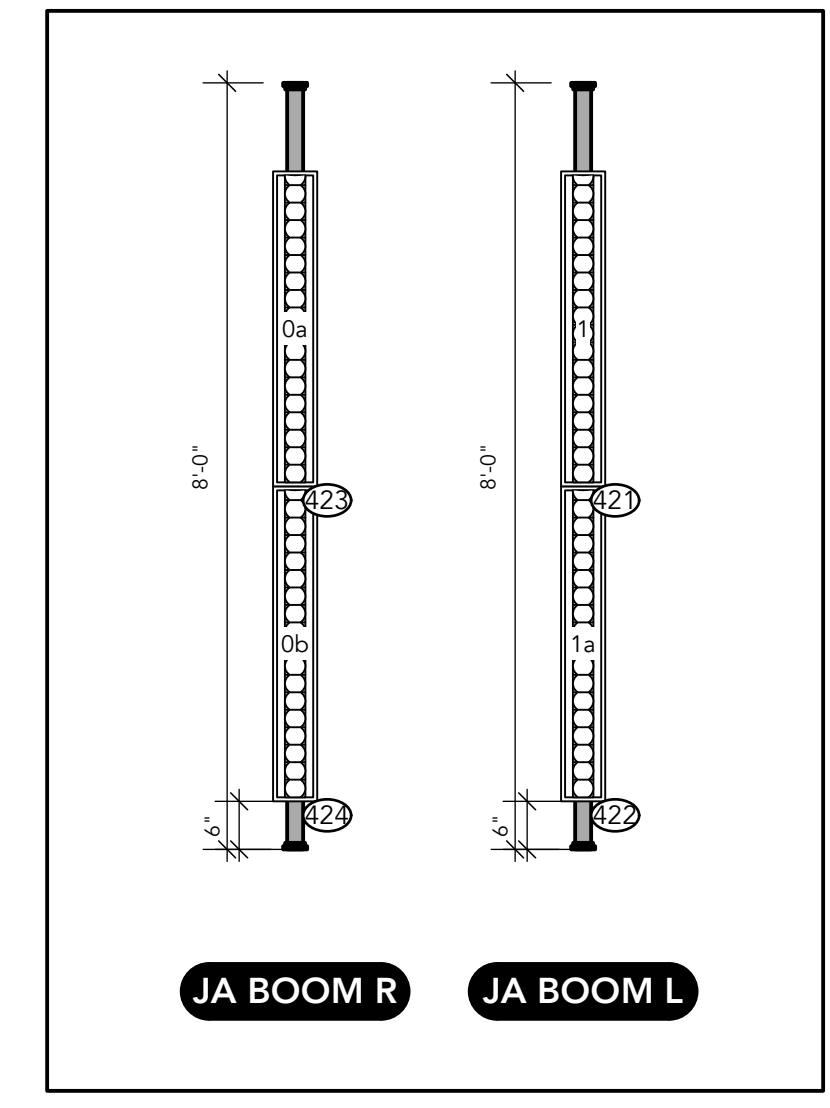
Ch. 543 + 545 - Table Lamp: 100w A19 dimmable incandescent frosted light bulb. Lamp provided by scenery.

Ch. 544 - Hallway Sconce: 100w A19 dimmable incandescent frosted light bulb. Sconce provided by scenery.

Ch. 546 - TV: Lighting to provide power for TV only.

Ch. 421 - 424 - X5 Bars: 2 X5 Bars mounted to 8' pipes in the US corners of apartment platform. Confirm placement with LD onsite.

**JACKI'S APARTMENT**



**Key to Symbols**

- Martin Mac Viper XIP
- GLP X5 Wash
- GLP 5 X-Bar 20
- ETC S4 Lustr 3 - 05° XDLT
- ETC S4 Lustr 3 - 10° XDLT
- ETC S4 Lustr 3 - 14° XDLT
- ETC S4 Lustr 3 - 19° XDLT
- ETC S4 Lustr 3 - 26° XDLT
- ETC S4 Lustr 3 - 36° XDLT
- ETC S4 Lustr 3 - 50° XDLT

**Legend**

- Color
- Unit Number
- Channel

**Notes:**

- Please have extra cuts of R119 and R132 available during focus.
- Please ensure all templates, color, and accessories have been dropped prior to focus and are in working order.
- Please ensure all units and accessories are in working order and equipped with safety cables prior to focus call.
- Instruments to be hung on 18" centers unless otherwise noted.
- All electric trims taken from pipe to show deck.
- All border trims taken from bottom of soft good to show deck.
- Work and run lights per Production Electrician.
- Please consult the designer for any changes needed.

**THIS DRAWING REPRESENTS DESIGN INTENT AND CONCEPT**

The designer is responsible for visual aspects of the production only. All specifications provided relate solely to the appearance of the lighting and not to matters of electrical or structural soundness and safety. The implementation of this design must comply with the most stringent applicable federal and local safety and fire codes. The designer is not qualified to determine electrical or structural appropriateness of the design and will not assume responsibility for damages resulting through improper engineering or implementation of the elements of the lighting design. The designer agrees to make prompt corrections to any specification found to be incompatible with proper safety precautions.

**THE FEAR OF 13**

James Earl Jones Theater  
Broadway – New York, NY

**Lighting by: Heather Gilbert**

htlights@gmail.com  
(312) 399-7630

Directed by ..... David Cromer  
Stage Manager ..... Richard Hodge  
Scenery by ..... Arnulfo Maldonado  
Costumes by ..... Sarah Laux  
Sound by ..... Lee Kinney  
Lighting Design by ..... Heather Gilbert  
Associate LD ..... Abby May  
Production Electrician ..... Ron Schwier  
ML Programmer ..... Jeff Englander

Rev	Date	Notes
E	03/26/26	Previews

**Aptmnt + Pawn Shop**

Scale: 1/2" = 1'-0"  
Unless otherwise noted  
Date: 03.26.2026  
Drawn: AGM Paper: Arch D

Plate no.  
**9**  
of 9