


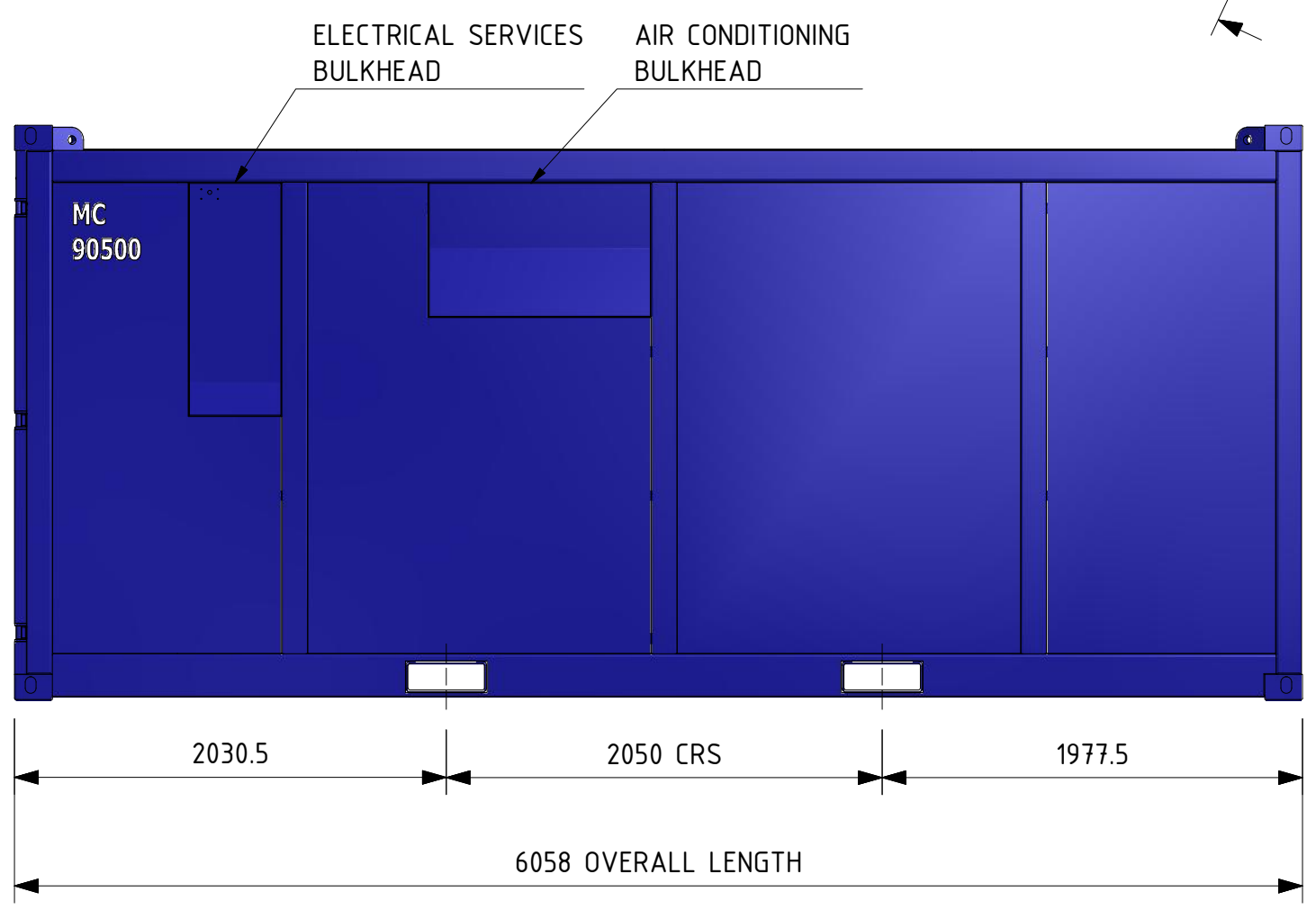
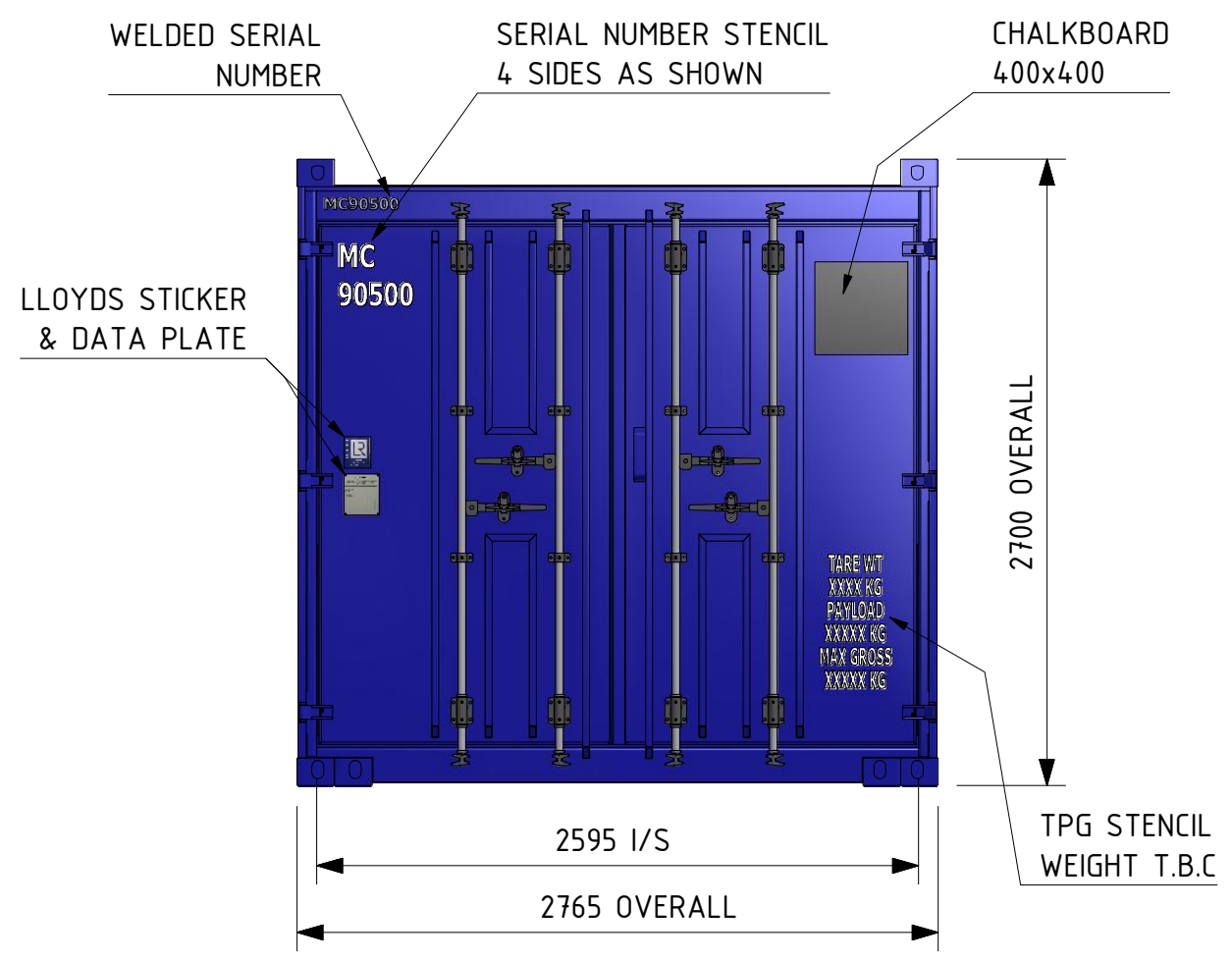
List of "As Built" drawings used for "MC 90500 - 20ft x 9ft Closed"
Units MDS-24-C to MDS-25-C, order 186

Drawing	Description
MC 90500	General Arrangement
MC 90500-FRAME	Frame Assembly
MC 90500-A01	Base Assembly
MC 90500-A02	Fixed End Assembly
MC 90500-A03	Door End Assembly
MC 90500-A04A/B	Door Assembly Left/Right
MC 90500-A05A/B	Left/Right Side Assembly
MC 90500-A06	Roof Assembly
MC 90500-P053	Lifting Lug A
MC 90500-P052	Lifting Lug B
MC 90500-P043	Lifting Lug C
MC 90500-P044	Lifting Lug D

Signed for Mayfly Containers Ltd



S. Adams
12/2014



NOTE A
 MAIN LUG CRS 6080 MM ± 6 MM

MAIN SLING SET INFORMATION
 13.5 TE SHACKLE
 38 MM Ø PIN
 40 MM Ø HOLE (5.26%)

NOTE:
 UNLESS OTHERWISE STATED
 DIMENSIONS ARE IN MM
 ALL TOLERANCES ARE +0 -2MM
 WELD THROAT THICKNESS TO
 EQUAL MINIMUM MATERIAL
 THICKNESS.

TITLE: GENERAL ARRANGEMENT
 DESC: 20' x 9' CLOSED CONTAINER

DESIGNED & MANUFACTURED TO
 DNV 2.7-1 (2013) / EN 12079-1 : 2006



THIRD ANGLE PROJECTION 	This drawing is the sole property of Mayfly Containers LTD. As such is supplied on the condition that it is not to be used for any other purpose or copied in part or in whole, or communicated to any other persons without the written consent of Mayfly Containers LTD		PART NO	DATE	DRAWN BY	SHEET	REV
			MC 90500	14/10/2014	JW	2 OF 122	