
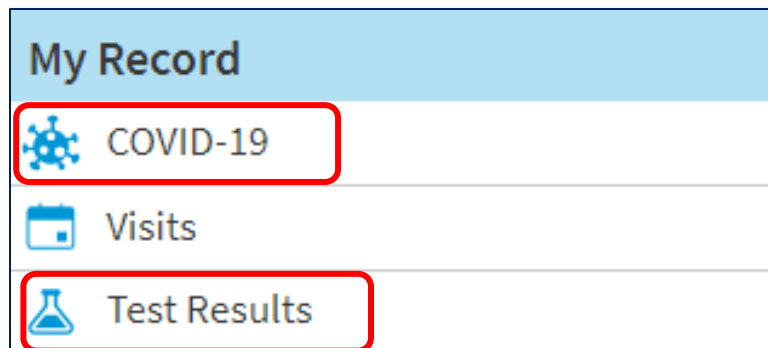



This guide will show you how to print and save your COVID-19 test results to present to your employer or school from the MyOchsner website and the MyChart mobile app.

Here's how to do it:

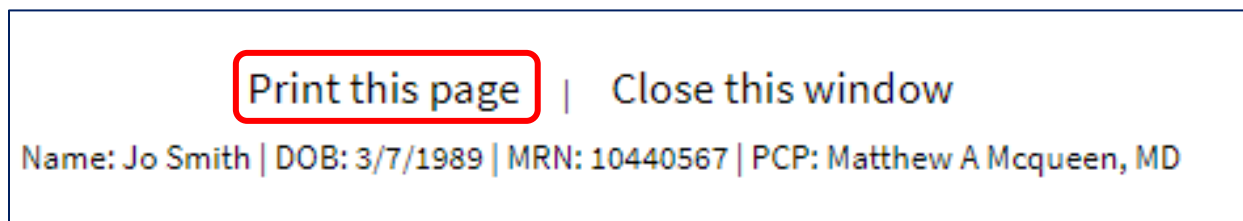
1. On the desktop or mobile website, or on the MyChart app, there are two ways to view COVID-19 results:

- a. Under your Menu,  select or search **COVID-19** or **Test Results** in the **My Record** section



2. Select the **Print button** . The print preview window will display the patient's name, date of birth, and MRN in the header.

 - a. If printing from Test Results, select "**Print this page**" in the header for the print preview window.



3. Choose your **print destination** or **Save as PDF**.

