



USING YOUR PASSPORT **IS SIMPLE**

REDEEM ON THE APP

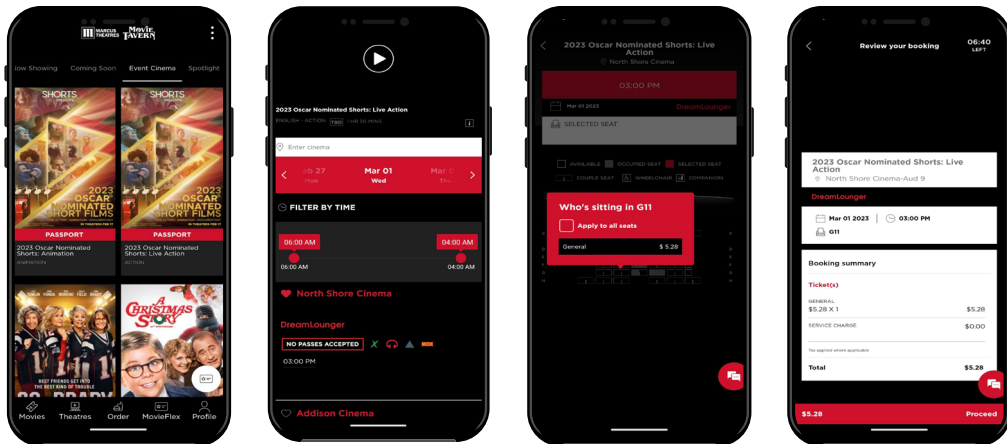
1

Load your Passport number under your profile on the Marcus Theatres mobile app



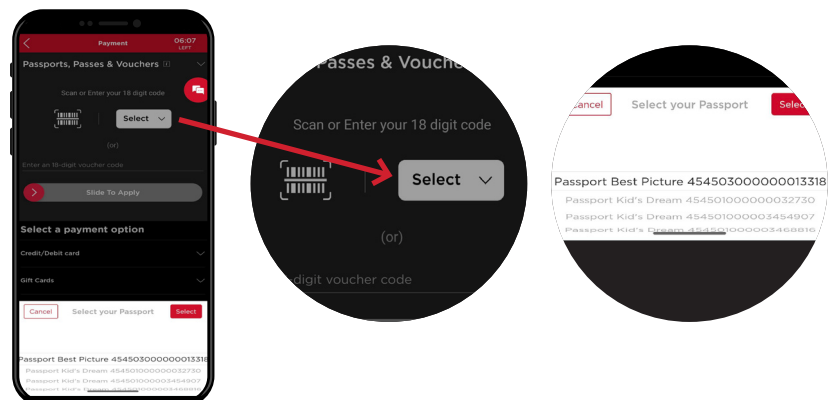
2

Purchase qualifying tickets on the Marcus Theatres mobile app

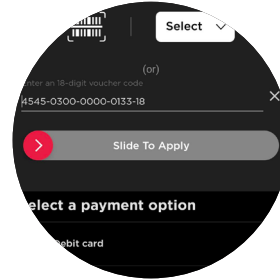
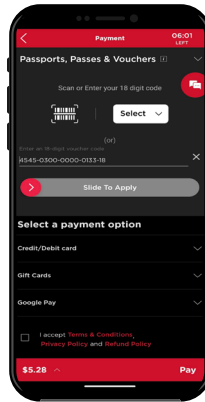


3

Payment page - Under **Passports, Passes & Vouchers**, go to the "Select" drop-down box and choose your Passport



- 4 Use the **'Slide to Apply'** bar to activate your voucher number



- 5 Enter additional payment as needed, agree to terms and select **'Pay'**

REDEEM ONLINE

- 1 Purchase tickets online at [MarcusTheatres.com](https://www.MarcusTheatres.com)
- 2 **Payment page** - Enter **18-digit passport number** listed in your email confirmation in 'Passes & Vouchers' field > Select **ADD**
- 3 Enter additional payment as needed, agree to terms and select **'Pay'**

REDEEM AT THE BOX OFFICE

- 1 The barcode in your purchase confirmation email is your ticket!
- 2 Bring the barcode to the Box Office - either show us your phone, or you can print it and bring it in.
- 3 Once the box office scans that barcode, you simply select your seat and enjoy the show!

PASSPORT TERMS & CONDITIONS

This Passport is valid only for the ticket package shown on this receipt. Some restrictions apply. No refunds, returns or balance transfers for Passports. No refunds for previously purchased tickets. Protect your Passport number and treat it as you would cash, as Marcus Theatres is not responsible for lost or stolen voucher numbers. Passports are not redeemable for cash or credit, except as required by law. Visit [MarcusTheatres.com](https://www.MarcusTheatres.com) for participating locations. Other terms and conditions may apply. See [MarcusTheatres.com/Passport](https://www.MarcusTheatres.com/Passport) for details.

PLEASE TREAT THIS PASSPORT LIKE CASH AND SAFEGUARD IT ACCORDINGLY

To view your order, please log into your shopping cart account on Cart.MarcusTheatres.com