SPREADSHEET OVERLOAD?!

Switch from Manual to Automated Analytics.



alteryx

© 2024 ALTERYX, INC. All rights reserved.

Agenda

01 Introduction

3 min

02 Excel Challenges vs. Automation

5 min

03 Practical examples (DEMO)

40 min

04 Questions & Next Steps

10 min



Joshua Burkhow

Chief Evangelist @ Alteryx | Alteryx Ace Emeritus







Alexander Gross

Alteryx ACE | User Group Leader
Sr. Process Analyst for Analytic Process Automation, Siemens Energy

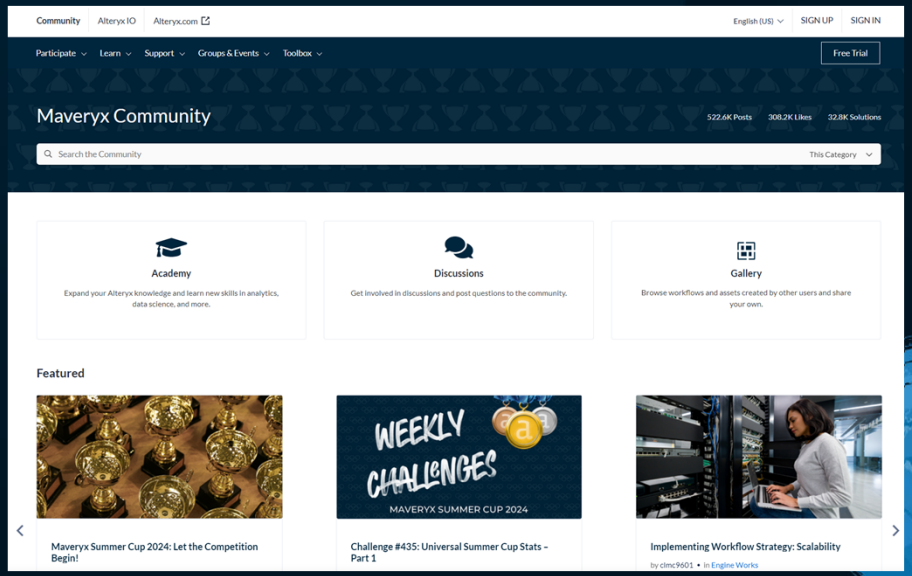

alteryx

Everyone needs data and analytics...

but who has the access, tools, and knowledge to handle the data?

50%

OVERTIME WITH EXCEL GRIND?



Everyone needs data and analytics...

Challenges for Excel Users in Modern Companies

- High amount of manual work
- Susceptibility to errors
- Scalability
- Collaboration issues
- Security and data protection, governance/compliance
- Data integration
- Visualization and reporting
- Adherence to standards

Advantages of Faster Insights with Automated Analyses

1. **Automation**: Modern tools can automate repetitive tasks and data manipulation, leading to time savings and a lower error rate.
2. **Collaboration**: Cloud-based solutions enable more efficient collaboration and real-time updates.
3. **Advanced Analysis**: Tools offer advanced analytical capabilities beyond what is possible with Excel, including machine learning and predictive analytics.
4. **Better Traceability**: Meets governance/compliance requirements.

What defines modern analytical tools?

- ✓ Drag and Drop Interface
- ✓ No-Code/Low-Code
- ✓ Automation
- ✓ Traceability





HR	FINANCE	SALES & MARKETING	OPERATIONS	SUPPLY CHAIN
Employee Retention	Tax Automation	Segmentation	Incident Management	Demand Forecasting
ESG	Audit & Compliance	Forecasting	Response Time Analytics	Inventory Optimization
Recruiting	Daily Reconciliation	Customer360	Call Center Analytics	Predictive Maintenance
Performance Management	FP&A	Churn	Customer Sentiment	Capacity Planning

alteryx

Alteryx Analytics Automation



alteryx | AI PLATFORM FOR ENTERPRISE ANALYTICS

Powered by AI with AiDIN

AI guidance + **recommendations**

Faster data exploration with AI

Quick adoption with natural language

Accelerated sharing with AI

Prepare	Analyze	Predict	Socialize
ETL / ELT	Data Exploration	AutoML	Automated Data Stories
Data Enrichment	Text & Images Analysis	Time Series	Automated Reporting
Data Quality	Geospatial Analytics	MLOps	Analytic Apps

PLATFORM SERVICES

APIs & Data Connectors | Automation & Scheduling | Security & Governance | Collaboration & Versioning | Marketplace & Ecosystem

Data Warehouses

Files/Docs

Data Platforms

Applications

Data Driven Decisions

Self-Service Analytics & Insights

Business Automation

Data Literacy

Your Data Stack

Azure | aws | Google Cloud | snowflake | databricks

Practical Examples

DEMO

5 Biggest Excel Pain Points



SCALABILITY



MANUAL



INTEGRATION



ADVANCED FUNCTIONALITY



VERSION CONTROL & COLLABORATION

The “Hot Mess” Spreadsheet Example

Non-repeated headers

Missing records in rows

Nested headers

Merged cells

Unlabeled subtotals

						Invoice Number:	AYXACE2022-001
						Order Date:	18/05/2022
						Customer Number:	ChrisJoshua001
Published							
				Qty		**Value $**	
Category	**Item ID**	**Product Name**	**$/unit**	**Ordered**	**Allocated to Date**	**Ordered**	**Allocated to Date**
Design Patterns	001	Filtering across many fields	10	10	5	100	50
	002	Get top X	10	20	10	200	100
	003	Filtering and Outer Joins	10	30	15	300	150
	004	Easily change field names	10	40	20	400	200
	005	How to get value after last delimiter	10	50	25	500	250
				150	**75**	**1500**	**750**
Podcasts	001	Introductions and getting started with Alte	5	100	99	500	495
	002	AlterTrick Origin & Design Patterns	5	150	100	750	500
	003	James Dunkerley & Advent of Code	5	125	100	625	500
	004	Problem solving in Alteryx	5	150	125	750	625
				525	**424**	**2625**	**2120**
In Development							
				Qty		**Value $**	
Category	**Item ID**	**Product Name**	**$/unit**	**Ordered**	**Allocated to Date**	**Ordered**	**Allocated to Date**
Design Patterns	006	Filtering across many fields	10	10	5	100	50
	007	Get top X	10	20	10	200	100
	008	Filtering and Outer Joins	10	30	15	300	150
	009	Easily change field names	10	40	20	400	200
	010	How to get value after last delimiter	10	50	25	500	250
				150	**75**	**1500**	**750**

Q&A



Alexander Gross

Alteryx ACE, User Group Leader

Sr. Process Analyst for Analytic Process Automation, Siemens Energy



Joshua Burkhow

Chief Evangelist @ Alteryx

Alteryx Ace Emeritus

Next Steps

👉 Find the links in the resources list!

TRIAL

Download trial version

(30 days free of charge)

TRAINING SERIES

Register for the “Core Fundamentals” online training course and start building your own workflows!

EXCEL GUIDES

The Spreadsheet User’s Guide to Modern Analytics offers great tips for Excel professionals on how to quickly switch to automated analyses with Alteryx.

COMMUNITY: INTERACTIVE LESSONS

Interactive learning paths especially for experienced Excel users!

TIP 💡
You can find ready-made workflows and starter kits in the community and on alteryx.com!

COMMUNITY

500K+ Members

32K+ Tips & tricks, best practices, and use cases

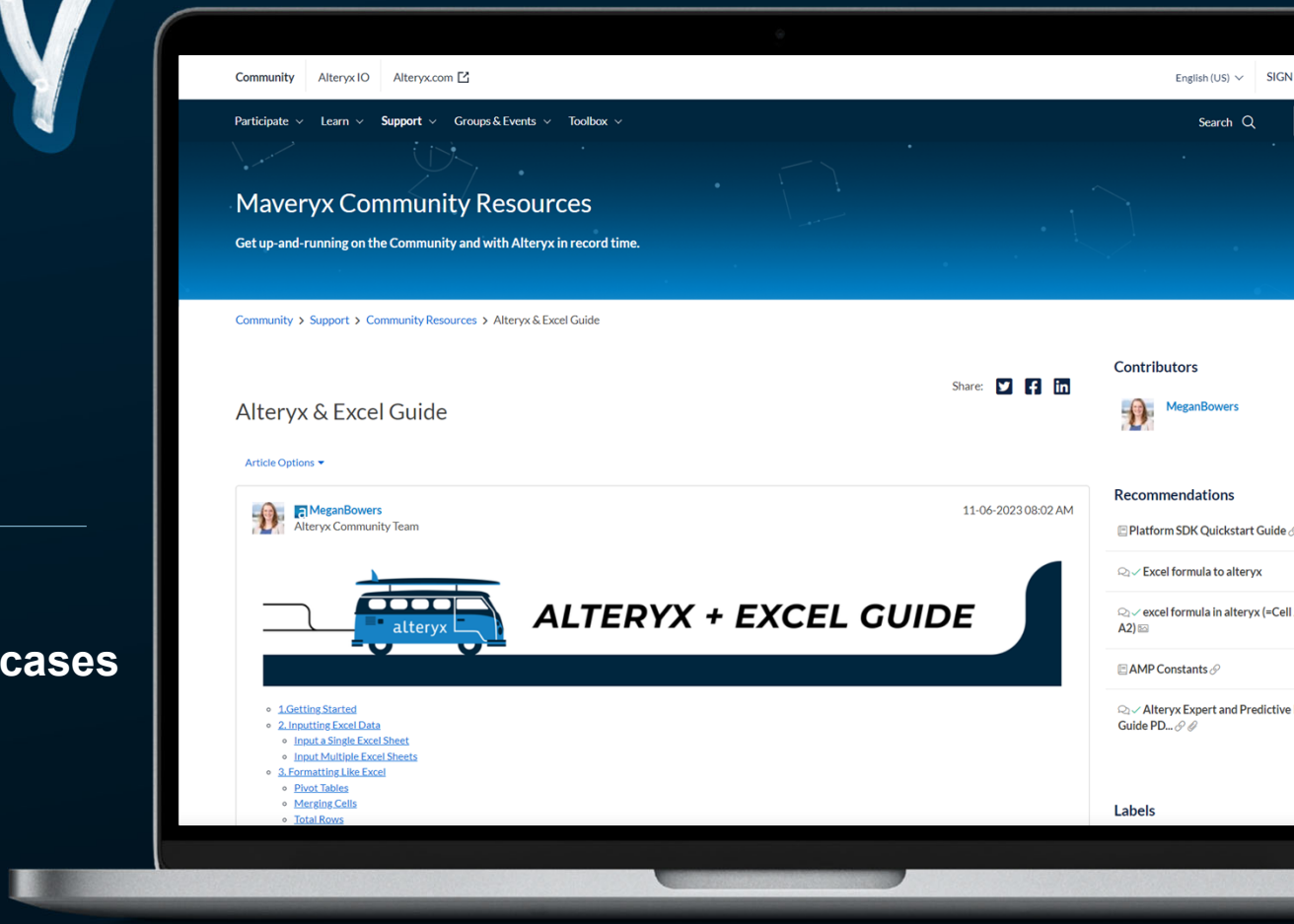

- ✓ **Would you like to be added to your local User Group mailing list?**
  (By the way: User Groups are organized by users of local companies and not by Alteryx!)
- ✓ **Questions during the trial?**
- ✓ **Can I automate this? Simply talk to a professional about use cases without obligation!**

👈 **Link to request or scan QR code** 👇

Link/QR Code to form will be updated to an English version



alteryx

Thank you!

GET IN TOUCH

info@alteryx.com

USER GROUP / INFO REQUEST

Link/QR Code to form will be updated to an English version

alteryx

© 2024 ALTERYX, INC. All rights reserved.