Friendship Centre, Gaibandha (Bangladesh)

Friendship Centre

Gaibandha, Bangladesh

Architects	Kashef Mahboob Chowdhury Dakha, Bangladesh
Client	Friendship NGO Dakha, Bangladesh
Commission *Design* *Construction* *Occupancy*	1995 2008-2010 2010-2011 2011
Site *Ground Floor* *Total Floor*	9'210 m^2 2'897 m^2 2'897 m^2
Costs	USD 732'000
Programme	The Centre was created to train staff of an NGO working with people inhabiting nearby 'chars'. Offices, a library, meeting rooms, prayer and tea rooms are included in pavilion-like buildings surrounded by courts and pools. The local hand-made brick construction has been inspired by the monastic aesthetic of the 3rd-Century BC 'Mahasthan' ruins. Structural elements are of reinforced concrete. Finishes also include timber and stone. The naturally ventilated structures have green roofs. The Centre is located in an agricultural area susceptible to flooding, earthquakes and low-bearing soil. As a result, an embankment has been constructed with a water run-off pumping facility.

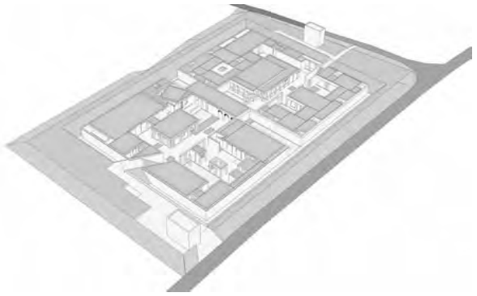

Building Type	Schools
2016 Award Cycle	4405.BAN

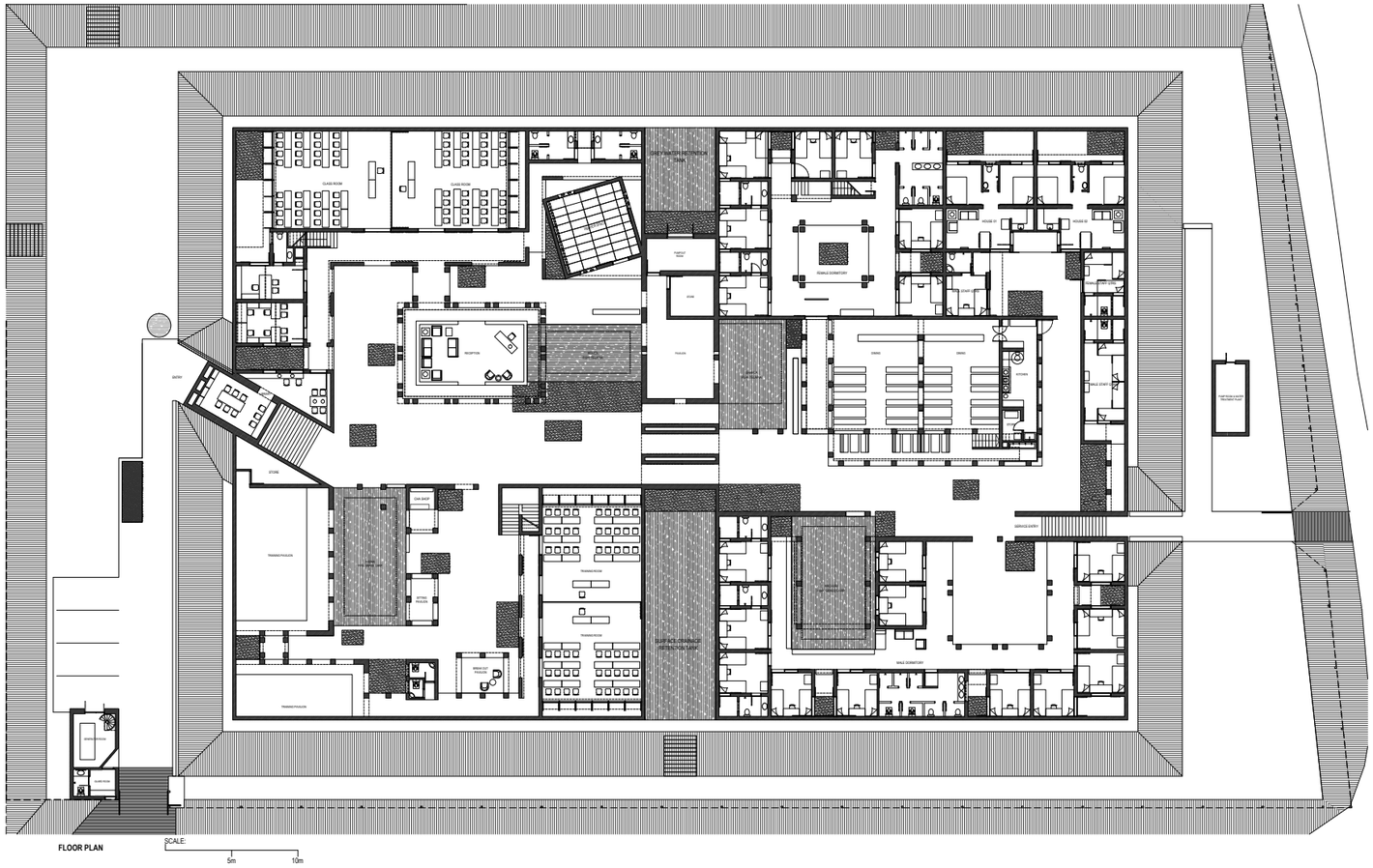



4405.BAN

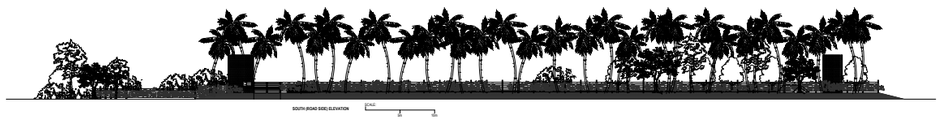

Aerial View

Entry stairs and courtyard

Pools and gardens

Inside male dorms



Front (roadside) elevation - buildings disappear

5m 10m

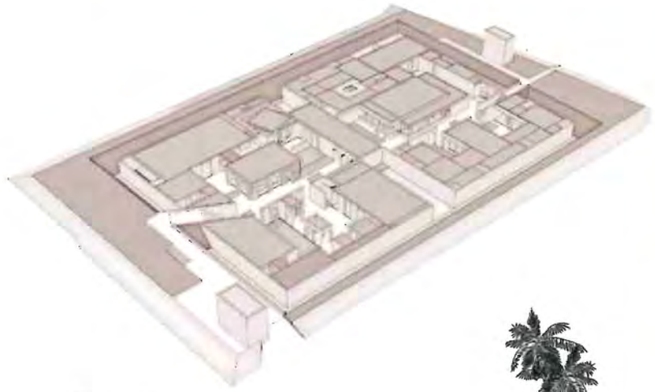

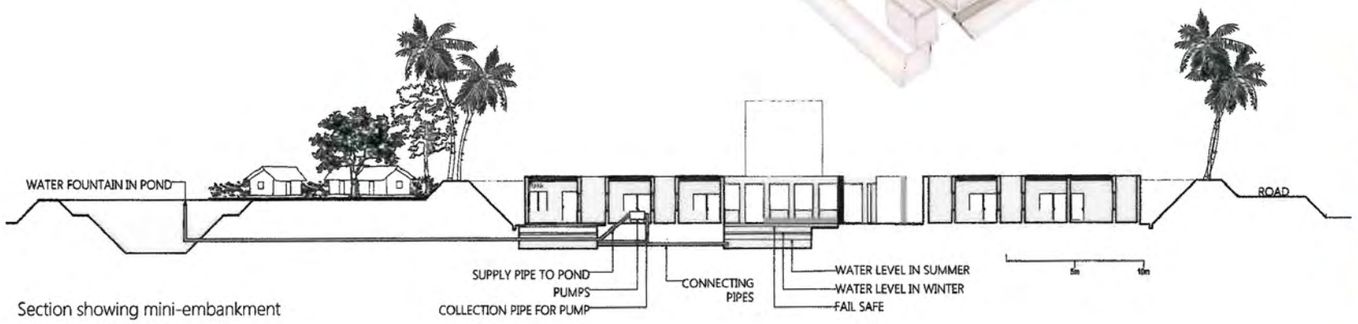

Section showing mini-embankment



Conventional construction approach

Approach adopted for cost optimisation

Dining Hall in afternoon light

Dorm room

Dining pavillion and courtyard



Courtyard and pools

Friendship Centre

Use: Training & conference, with accomodation
Design: April 2008-February 2011. Construction: June 2010-December 2011
Location: Gaibandha, Bangladesh. 89°35'28"E, 25°19'20"N
Cost: USD 731,700



Construction

Courtyards in a nearby village

Ruins of Vasu Monastery, Bogra, 8th century AD, 65Km from site

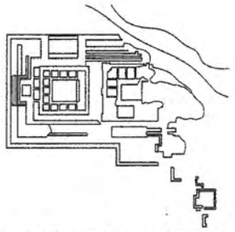

Gobinda Vita Temple, Bogra, 6th century AD

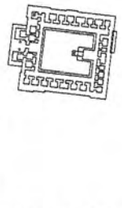

Vasu Monastery, Bogra, 8th century AD 65Km from site

Paharpur Monastery, Naogaon, 770-810 AD, 85 Km From Site

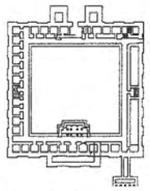

Sitakot Monastery, Dinajpur, 7th-8th C. AD, 110 Km from site

Roofscape merges with agricultural landscape

Pavilion forms facilitate cross-ventilation

Pavilions and Courtyards



Training pavilion and pool

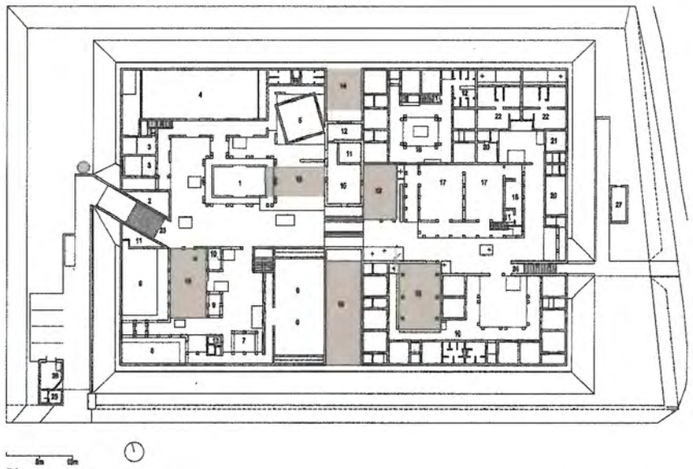

Plan

1	RECEPTION
2	LIBRARY
3	OFFICE
4	MEETING HALL (BY JOINING 2 TRAINING ROOMS)
5	PRAYER SPACE
6	TRAINING ROOM
7	BREAKOUT PAVILION
8	TRAINING PAVILION
9	SITTING PAVILION
10	CHA SHOP
11	STORE
12	PUMP-OUT
13	SURFACE WATER RETENTION TANI
14	GREY WATER RETENTION TANK
15	PAVILION
16	FEMALE DORMITORY
17	DINING
18	KITCHEN
19	MALE DORMITORY
20	MALE STAFF QUARTERS
21	FEMALE STAFF QUATERS
22	FAMILY QUATERS
23	ENTRY
24	SERVICE ENTRY
25	GENERATOR
26	SECURITY
27	WATER PURIFICATION PLANT