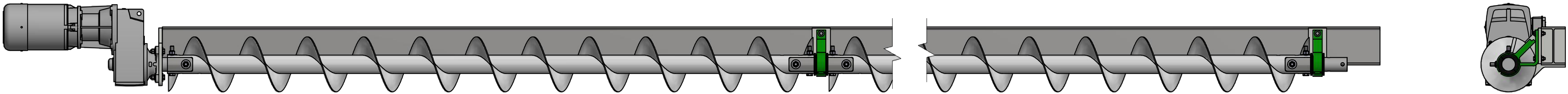
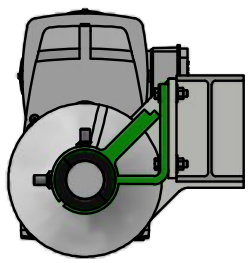


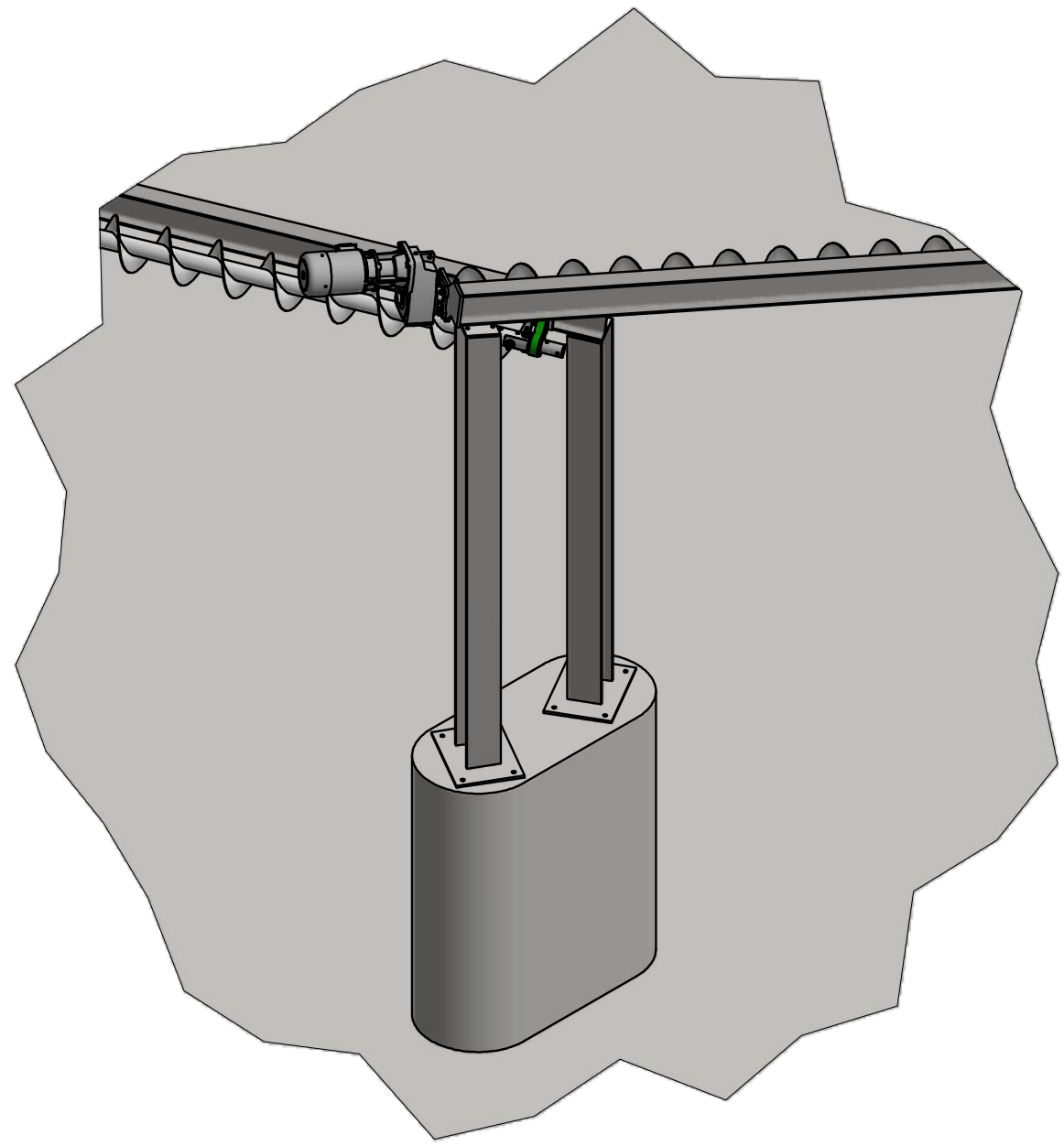
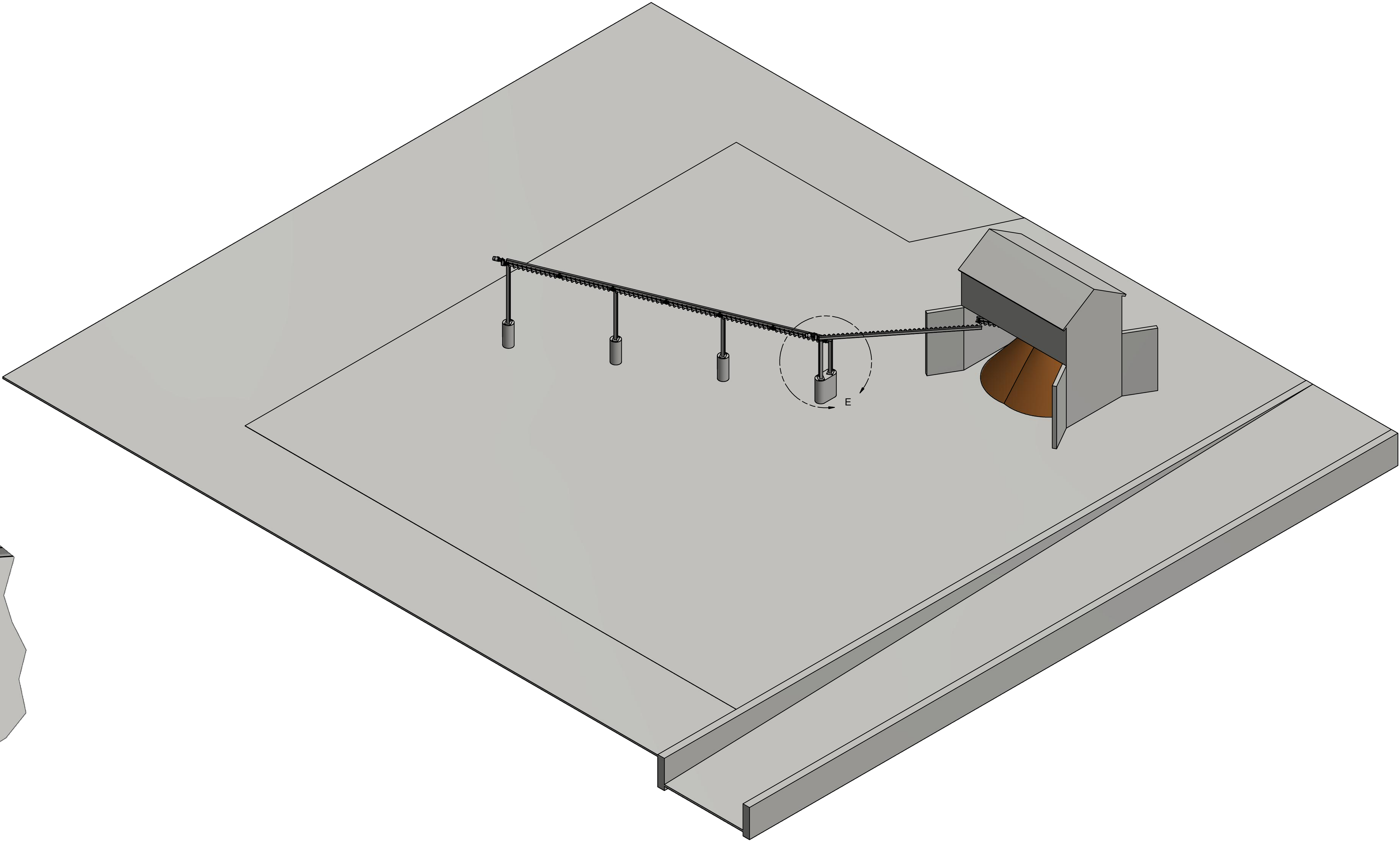
SOLIDS STACKING AUGER SYTEM



AUGER DETAIL  
12" X 72' STACKING AUGER  
SCALE 1/15





Bill Of Materials					
Item	Qty.	Part Number	Description	Fin Wt	Dwg. No.
1	1	MANAUG1224004	12 X 24 STACKING AUGER	1323 lbmass	P23D45
2	1	MANAUG1236011	12 X 36 STACKING AUGER	1862 lbmass	P23D44
3	1	MANAUG1272012	12" X 72' STACKING AUGER	3493 lbmass	P23D43
4	1	SUPPLIED BY CUSTOMER	16 FT SUPPORT COLUMN	778 lbmass	
5	1	SUPPLIED BY CUSTOMER	13.5 FT SUPPORT COLUMN	664 lbmass	
6	1	SUPPLIED BY CUSTOMER	11 FT SUPPORT COLUMN	551 lbmass	
7	1	SUPPLIED BY CUSTOMER	10 FT SUPPORT COLUMN	508 lbmass	
8	1	SUPPLIED BY CUSTOMER	8.5 FT SUPPORT COLUMN	438 lbmass	



DETAIL E  
SCALE 1 /40

SYSTEM PLAN VIEW

SCALE 1:150

UNLESS OTHERWISE NOTED, TOLERANCES ON DIMENSIONS ARE:  XX .001 in. XXX .005 in. PROFILE/RAW .01 in. FABRICATION .015 in. ANGLE .1° SURFACE .005 in.		WEIGHT	SHEET NUMBER 1 OF 2	SCALE VARIES	PART NUMBER: MANAUGSYSTEM029			
		THIS DRAWING IS THE PROPERTY OF MCLANAHAN CORPORATION AND SHALL NOT BE USED, COPIED, EXCEPT AS EXPRESSLY AUTHORIZED. INFORMATION CONTAINED IN THIS DOCUMENT IS A TRADE SECRET AND ANY USE OF THE INFORMATION, EXCEPT BY ITS INTENDED RECEIVER, IS STRICTLY PROHIBITED AND MISAPPROPRIATION OF THE INFORMATION SHALL MAKE THE MONITORED AND RECOVERABLE FOR ANY AND ALL DAMAGES SUFFERED AS A RESULT BY THE MCLANAHAN CORPORATION.				DESCRIPTION STACKING AUGER SYSTEM		
		DRAWN BY JBrowell				CHECKED BY MRS		
		APPROVED BY				1ST ISSUE DATE 11/8/2017		
		SHEET SIZE D				DRAWING NUMBER AG012D36		
REFERENCES		THIRD ANGLE PROJECTION	MANUFACTURING DRAWING		REVISION			