



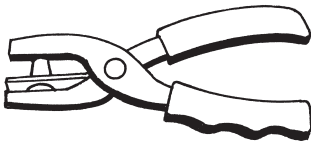
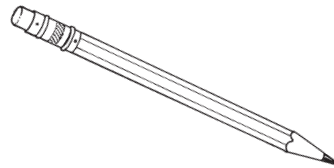

# Rosary Poster

Grades 1–4

**Materials:**

Large poster board	Round “confetti” (use paper punch on construction paper)
Glue	Pencil
Crayons	Diagram of rosary (see page 132)

**FAITH CONNECTION**  
*October 7 is the Feast of Our Lady of the Rosary. A rosary is a set of beads (or knots) to help people pray the Our Father and Hail Mary prayers in five decades while remembering the events in the life of Jesus and Mary. The months of October and May are the two months especially devoted to Mary.*



**Before Class:**

Make up bags of confetti. Pencil in the rosary on the poster board for grades 1 and 2. Make an “x” or “o” where students are to glue dots (beads).

**Directions:**

1. Lightly pencil in a drawing of a rosary.
2. Glue confetti in appropriate places.
3. Draw a cross with the crayons.

Rosary Pattern

