

Index of Downloads

Your guide to event downloads and how many copies to make of each

Title	# of pages	# of copies needed
-------	------------	--------------------

Presentation and Take-Home Kit

Advent—Waiting for Jesus Christ <i>Flier</i>	(1 pg) fill in information and make enough copies to distribute and post	
---	---	--

Presentation: The Four Sundays of Advent <i>Leader Guide</i>	(2 pgs)	1 copy for leader
---	---------	-------------------

Take-Home Kit Labels <i>Leader Resource (Avery labels 5263)</i>	(1 pg = 10 labels)	one label needed per kit
--	--------------------	--------------------------

Ideas for the Home <i>Take-Home Kit Handout</i>	(2 pgs)	1 per family
--	---------	--------------

Gospels of Advent (pick the appropriate cycle) (Year A Year B or Year C) <i>Take-Home Kit Handout</i>	(4 pgs each)	1 per family
---	--------------	--------------

Advent Scripture Prayers <i>Take-Home Kit Handout</i>	(2 pgs)	1 per family
--	---------	--------------

Advent Calendar <i>Take-Home Kit Handout</i>	(1 pg)	1 per family
---	--------	--------------

Activity Centers

Advent Wreath Activity Center <i>Family Handout</i>	(3 pgs)	1 per family
--	---------	--------------

John the Baptist Activity Center <i>Leader Guide</i>	(3 pgs)	1 copy for leader
---	---------	-------------------

John the Baptist Activity Center <i>Script</i>	(1 pg)	4 copies
---	--------	----------

John the Baptist Activity Center <i>Family Handout</i>	(3 pgs)	1 per attendee
---	---------	----------------

Advent Bingo Activity Center <i>Overview/Instructions/Resource Guide</i>	(8 pgs)	1 copy for leader
---	---------	-------------------

Advent Bingo Activity Center <i>Bingo Cards</i>	(15 pgs/30 cards)	1–2 cards per attendee
--	-------------------	------------------------

Card-Making Activity Center <i>Instructions Handout</i>	(1 pg)	1 per family
--	--------	--------------

Card-Making Activity Center <i>Card to Color</i>	(1 pg)	1–2 per attendee
---	--------	------------------

Prayer Service

Prayer Service <i>Leader/Reader Script</i>	(3 pgs)	7 copies
---	---------	----------

Prayer Service <i>Family Handout</i>	(1 pg)	1 per attendee
---	--------	----------------



Advent: Waiting for Jesus Christ

Preparation Timeline Checklist

Reach the conclusion of your event without missing a beat!

As soon as you have set a date for your intergenerational parish event:

- ☐ Share your plans with the parish staff to avoid scheduling conflicts or duplicate programs.
- ☐ Reserve the required spaces/rooms on the parish calendar.
- ☐ Contact maintenance personnel for setup and cleanup (such as unlocking and locking outside doors, and positioning chairs and tables).
- ☐ **Recruit volunteers.**

For general organization and setup, you will need

- ☐ one or two people to organize and oversee the event.
- ☐ one or two people to take pictures at the event.
- ☐ a suitable number of people to assist in setup and cleanup.

For the Prayer Service, you will need

- ☐ one person to prepare a sacred space.
- ☐ one person to lead the prayer service.
- ☐ six readers.
- ☐ musicians, liturgical dancers, or any other artists who would like to contribute their gifts.

For the Presentation and Take-Home Kits, you will need

- ☐ one person to lead the presentation.
- ☐ one or two people to prepare the Take-Home Kits.

For the Advent Wreath Activity Center, you will need

- ☐ volunteers to collect and coordinate materials before the event.
- ☐ two or more people to set up and assist participants at the event.

Continued on next page



Preparation Timeline Checklist (continued)

For the Advent Bingo Activity Center, you will need

- ☐ one person to serve as facilitator.
- ☐ one or two people to create and coordinate the cards and prizes ahead of the event.
- ☐ several “reading helpers” to assist younger children at the event.

For the John the Baptist Activity Center, you will need

- ☐ one person to lead the presentation.
- ☐ three actors to portray John the Baptist, the soldier, and the tax collector.
- ☐ a volunteer to coordinate costumes for the skit.
- ☐ volunteers to coordinate refreshments.
- ☐ volunteers to coordinate the coloring page.

For the Card-Making Activity Center, you will need

- ☐ one or two people to prepare cards and art supplies before the event.
- ☐ one or two people at the event to assist participants and keep supplies stocked.
- ☐ Arrange to meet with volunteers to explain their responsibilities.

In the weeks leading up to the event:

- ☐ Contact the people responsible for your parish mailings to ensure that notice of the event and the invitation to participate are sent to families.
- ☐ Prepare fliers advertising the event for distribution throughout the parish—on paper or by e-mail and through the parish Web site.
- ☐ Submit an announcement for inclusion in the parish bulletin.
(See sample provided.)
- ☐ Send a flier and a copy of your bulletin to local newspapers as well.
They may wish to include the information in their community calendars and may even write an article on or take photos of the event.
- ☐ Download the handouts and resources and use the document index to determine how many of each document will be needed.

Continued on next page



Preparation Timeline Checklist (continued)

- ☐ Meet with volunteers to allocate tasks and share information, including materials lists and document masters. Maintain a list of volunteers and their contact information.
- ☐ Make sure the actors in the John the Baptist skit receive their scripts and meet with the costume coordinator.
- ☐ Provide tax letters and instructions to people making purchases for the event.
- ☐ Provide a diagram of event areas to those in charge of setup.
- ☐ Establish an area where materials and resources for the event will be stored.

A few days before the event:

- ☐ Check with volunteer leaders to be sure that all is ready.
- ☐ Instruct leaders to check with their volunteers.
- ☐ Touch base with the maintenance personnel and volunteers responsible for setup and cleanup.
- ☐ Arrange to meet with the entire team one hour before the event for coordination and last-minute instructions.
- ☐ Pray that all goes well.



Join us for an Intergenerational Event



Advent—Waiting for Jesus Christ

A presentation, a prayer service, and a variety of family activity centers for adults and children of all ages

Date:

Time:

Place:

- ✦ Bring your children or grandchildren and join your parish family for activities centered on Advent as a season of repentance, preparation, and joy.
- ✦ Help your family learn more about this beautiful first season of the Church year.
- ✦ Meet your fellow parishioners in a fun, prayerful, and interactive setting.

Please contact us if you plan to attend, providing us with the number of people in your group.

Phone:

E-mail:

Please RSVP by:



Presentation: The Four Sundays of Advent

Leader Guide

Gather all participants together for the presentation and prayer service. Introduce the four Sundays of Advent, using the following script.

[Note: The presentation and all event materials can be used in any Church year (A, B, or C). If you would like to refer to specific verses or themes for this Church year, consult the Family Handouts "Gospels of Advent."]

During Advent, we are waiting. But what are we waiting for? We are waiting for Christ to come. How do you feel when you are waiting? Who has a birthday coming soon? *[Wait for responses.]* How do you feel while you are waiting for your birthday? *[Wait for responses.]* We get excited when we think about the wonderful things that are going to happen.

In our Bible readings during Advent, we see people who are also waiting. In particular, we see Jesus' mother, Mary, waiting for the birth of God's wonderful gift to us. We see John the Baptist, who was sent to get people ready for the day when Jesus would begin teaching them.

In the Gospel for the **First Sunday of Advent**, we hear that Jesus will come again at the end of the world. We can rejoice and not be afraid of the end times because Jesus showed us how to live our lives in a way that is pleasing to God. Throughout history, there have been and continue to be many people whom God has chosen to help us follow Jesus. John the Baptist was one of them. He lived at the time of Jesus. He told people to think about the way they are living and to change their way of life for the better so that they could be prepared for Jesus' coming.

John lived in the desert and had dedicated his life to God. He ate simple things that were found in nature and wore clothes made from animal skins. We will learn more about him, his life, and his ministry in our John the Baptist Activity Center. Don't miss it!

On the **Second Sunday of Advent**, we read that John the Baptist called people to turn back to God and to be baptized for the forgiveness of their sins. Who can tell me what sins are? *[Wait for a correct response.]* You're right. Sins aren't mistakes or accidents. Sins are choices we make that hurt our friendships with God and with other people.

Continued on next page



Presentation: The Four Sundays of Advent

Leader Guide (continued)

John told people to repent. To repent means to stop going one way, turn around and go the other way. For instance, if you are being mean to a friend, repenting means that you stop being mean and start being nice to that person. You change the way you live. Once people said that they would live in a better way, John would baptize them as a sign that they were willing to repent.

On the **Third Sunday of Advent**, we learn more about John the Baptist's relationship with Jesus. We learn about how John prepared the way for Jesus. John's job was to point others to Jesus and to get them ready for Jesus by telling them the right way to live. He taught people to treat one another fairly. He also told them to look forward to Jesus, because he was coming soon. Because of John the Baptist, many people heard the good news about Jesus' coming. We can tell others about Jesus too. The best way to do that is to live good Christian lives and be an example to others.

Jesus' mother, Mary, is the greatest example of teaching others through one's goodness. In the Gospel for the **Fourth Sunday of Advent**, the Gospel writer [*Year A: Matthew; Years B and C: Luke*] tells us about Mary and the events that happened right before Jesus' birth. Even before Jesus was born, Mary was helping others and telling others about her faith. Remember the story of Mary's trip to visit her relative Elizabeth? [*Both Mary and Elizabeth were pregnant; Elizabeth was an older woman; Elizabeth greeted Mary joyfully, saying "Blessed are you among women and blessed is the fruit of your womb!"*] Like Elizabeth, we are so happy that Mary said yes to God to be the mother of Jesus. Throughout Advent, we recall, celebrate, and strive to imitate Mary's willingness to say yes to God and to bring Jesus to others. Through Mary's example, we too can live the way God wants us to live.

In our prayer service, let's pray that this Advent season our families will rededicate themselves to living the way Jesus modeled for us—in faith, hope, and charity.





Advent Take-Home Kit

(family name)



Advent Take-Home Kit

(family name)



Advent Take-Home Kit

(family name)



Advent Take-Home Kit

(family name)



Advent Take-Home Kit

(family name)



Advent Take-Home Kit

(family name)



Advent Take-Home Kit

(family name)



Advent Take-Home Kit

(family name)



Advent Take-Home Kit

(family name)



Advent Take-Home Kit

(family name)



Ideas for the Home

Family Handout


Sharing with others is what makes Advent and Christmas joyous.

Advent, a word meaning “arrival,” was once a period of repentance and preparation for Baptisms that took place on the feast of the Epiphany. It is a season of hope as well as a time to search our hearts in preparation for rededicating our lives to Christ. The readings we hear at daily and Sunday Masses remind us of the great yearning Israel had for the Messiah. We too “wait in joyful hope for the coming of our Savior, Jesus Christ.” Our waiting, though, is active rather than passive. We take action by serving others, spending additional time in prayer, reading Scripture, and participating in the Sacrament of Penance and Reconciliation to prepare our hearts for the coming of Christ.



Be a surrogate family. The Advent and Christmas seasons are full of opportunities for joyous gatherings. For those who cannot be with their families—for example, international students—this time of year can be rather lonely. Is there someone you know who doesn’t have family in the area? Invite him or her to share in your family’s holiday activities.

Show your appreciation. This is a great time of year to give attention and thanks to those who care for abused children, the developmentally disabled, the elderly, and others. Caregivers often have very difficult jobs. Bake cookies or other holiday treats and take them to a charity as a surprise. Also show appreciation to someone who makes your life easier every day, such as a kind shopkeeper or a cheerful mail carrier.



Continued on next page





Ideas for the Home *(continued)*

Family Handout

Understand the symbol of the Christmas tree.

As you decorate your tree, think about what each decoration means. The tree itself is evergreen, even in winter. This reminds us that Jesus' love for the world will never die or get old; it is eternal. The lights symbolize Christ, the Light of the World. He is there to light even our darkest despair. Is there snow under your tree? God makes every snowflake different just as every person is different. Each person is special to God. The angel ornament is like the angels who visited the shepherds to tell them about Jesus in the manger. The star at the top of the tree is the star that showed the Magi the way to the stable. All the colors on the tree make it beautiful. God made the world beautiful by creating people of all races and cultures. The tree says a lot of things about the season.




Understand the symbol of the candy cane.

Many years ago a candy maker created a piece of candy that told the story of Jesus' birth, passion, and death. The white stripes stand for Jesus' sinless humanity and purity. The small red stripes stand for his scourging at the pillar on Good Friday. The large red stripe stands for the blood he shed on the cross. The shape is that of the shepherd's crook of the Good Shepherd, and upside down the candy cane is the letter J for Jesus.

Use an Advent calendar to celebrate the season with the whole Church.

An Advent calendar is included in the Take-Home Kit so that you can accompany the worldwide Catholic Church on its journey through Advent. Saints, Scripture readings, and special prayers of the season will join you with God's people, past and present!





Advent Scripture Prayers

Family Handout

Use these prayers as you celebrate the Advent season with your family and friends.

The Magnificat

My soul proclaims the greatness of the Lord,
my spirit rejoices in God my Savior;
for he has looked with favor on his lowly servant.

From this day all generations will call me blessed:
the Almighty has done great things for me,
and holy is his Name.

He has mercy on those who fear him
in every generation.

He has shown the strength of his arm,
he has scattered the proud in their conceit.

He has cast down the mighty from their thrones,
and has lifted up the lowly.

He has filled the hungry with good things,
and the rich he has sent away empty.

He has come to the help of his servant Israel
for he has remembered his promise of mercy,
the promise he made to our fathers,
to Abraham and his children forever.

Hail Mary

Hail Mary, full of grace,
the Lord is with you.

Blessed are you among women
and blessed is the fruit of your
womb, Jesus.

Holy Mary, Mother of God,
pray for us sinners,
now and at the hour of our death.
Amen.

Both prayers can be found in
Catholic Prayer for Catholic Families.
Chicago: Loyola Press, 2006.

Continued on next page





Advent Scripture Prayers

Family Handout

Use these prayers as you celebrate the Advent season with your family and friends.

The “O” Antiphons

DECEMBER 17

O Wisdom, O holy Word of God, you govern all creation with your strong yet tender care. Come and show your people the way to salvation.

DECEMBER 18

O sacred Lord of ancient Israel, who showed yourself to Moses in the burning bush, who gave him the holy law on Sinai mountain: come stretch out your mighty hand to set us free.

DECEMBER 19

O flower of Jesse’s stem, you have been raised up as a sign for all peoples; kings stand silent in your presence; the nations bow down in worship before you. Come, let nothing keep you from coming to our aid.

Christian Prayer: The Liturgy of the Hours.
Trans. The International Commission on
English in the Liturgy (ICEL). New York:
Catholic Book Publishing Co., 1976.

DECEMBER 20

O Key of David, O royal Power of Israel controlling at your will the gate of heaven: come, break down the prison walls of death for those who dwell in darkness and the shadow of death; and lead your captive people into freedom.

DECEMBER 21

O Radiant Dawn, splendor of eternal light, sun of justice: come, shine on those who dwell in darkness and the shadow of death.

DECEMBER 22

O King of all the nations, the only joy of every human heart; O Keystone of the mighty arch of man, come and save the creature you fashioned from the dust.

DECEMBER 23

O Emmanuel, king and lawgiver, desire of the nations, Savior of all people, come and set us free, Lord our God.



domingo		lunes		martes		miércoles		jueves		viernes		sábado	
3	S. Francis Xavier I DOMINGO DE ADVIENTO Dedicaré unos cuantos minutos adicionales a la oración hoy.	4	Haré bien mi trabajo hoy y con alegría por Dios.	5	Obedeceré a mis padres, maestros y otros a cargo de mi cuidado.	6	S. Nicolás de Bari Donaré juguetes que ya no uso y libros que ya he leído a familias que los necesitan.	7	S. Ambrosio "Seré un pacificador hoy en la escuela y en el hogar."	8	La Inmaculada Concepción de la Virgen María Le rendiré tributo especial a María al actuar con alegría.	9	Comeré hoy más de lo que me alimenta y menos de lo que no me alimenta.
10	II DOMINGO DE ADVIENTO Haré un acto de bondad por alguien en secreto.	11	Ayudaré a mis padres para que puedan descansar después de un día de trabajo.	12	Nuestra Señora de Guadalupe Le pediré a María que me ayude a darle un lugar en mi corazón a Jesús.	13	S. Lucía Buscaré un lugar tranquilo y me sentaré en silencio por unos minutos, para dejar que Dios me ame.	14	S. Juan de la Cruz Pensaré más en quienes me rodean.	15	Trataré de mostrar amor de manera especial por alguien que esté triste o solo.	16	Me sentiré satisfecho por las cosas que tengo en vez de pedirle más a mi familia.
17	III DOMINGO DE ADVIENTO Trataré de ser paciente hoy.	18	Daré gracias a Dios por todo lo que me da.	19	Me esforzaré mucho hoy y trataré de hacer todo lo mejor posible.	20	Actuaré con calma sin perder la paciencia si alguien me presiona o me trata bruscamente.	21	S. Pedro Canisio Me esforzaré de manera especial en ser bueno con aquellos con quienes no me llevo muy bien.	22	Ayudaré en casa en estos días antes del nacimiento de Jesús.	23	Hablaré amablemente con todos los que me encuentre hoy.
24	IV DOMINGO DE ADVIENTO Recibiré a Jesús con mucho amor y le ofreceré todas las buenas obras que he hecho y las oraciones que he rezado durante el Adviento.	25	¡Feliz Navidad!										
ADVIENTO 2023 Que Cristo nuestro Salvador ilumine la oscuridad de este mundo, y nos ilumine también a nosotros, mientras esperamos por su venida.												LOYOLA PRESS. A JESUIT MINISTRY Copyright © LOYOLAPRESS.	



Advent Wreath Activity Center

Family Handout

Adults and children will learn the meaning of the Advent wreath and create one for home use.

Instructions:

- ✦ Gather the following items: a Styrofoam circle, four candles (three purple and one pink), evergreen branches, and ribbon for trim.
- ✦ Write your name on the bottom of the Styrofoam circle.
- ✦ Imagining that the circle is a compass, place one candle at north, one at south, one at east, and one at west.
- ✦ Arrange the evergreens around the circle, attaching them to the Styrofoam. Decorate with ribbons.



The Story of the Advent Wreath

Advent wreaths were originally part of folk traditions of Northern Europe. Wreaths of evergreens were decorated with candles to symbolize life and light during the dark months of winter. Legend has it that Saint Boniface first gave the wreath its Christian meaning in the eighth century, and we have been using these wreaths as part of our Advent preparation ever since.

The circle of the wreath, which has no beginning or end, symbolizes the eternity of God. The evergreens signify continuous life. Each of the four candles represents one of the Sundays of Advent. The purple candles represent the prayer, penance, preparation, and good works we are called to do during Advent. The color purple signifies the “royalty” of Jesus Christ.

The pink candle is lit on the Third Sunday of Advent, which is the Sunday of rejoicing. The light of the candles reminds us that Jesus comes into the darkness of our lives to bring newness, life, and hope. We gradually add more light each Sunday until Christ, our Light, comes at Christmas.





Blessing the Advent Wreath

Family Handout

Many families begin Advent with a short prayer service to bless the Advent wreath. On the first Sunday of Advent, you may wish to use the following prayer service to bless the wreath you have made.

To prepare, choose one person to lead the service and another to read aloud from Scripture. Open the Bible to Philippians 4:4–7. (*Other good Advent passages are Isaiah 11:1–4, Isaiah 61:1–2, Mark 1:1–8, and James 5:7–10.*)

Place the Advent wreath on a table and have your family gather around it. Lower the lights to create an appropriate atmosphere for the blessing. Light a single candle for the first week of Advent.

Leader: This week we begin the season of Advent, when the days grow short and darkness closes in. We are preparing to celebrate at Christmas the birth of Jesus, who is the light of the world.

(Pause a few moments and then pray the Sign of the Cross.)

Leader: Lord God, bless this wreath and bless us as well. May this wreath remind us of the hope and joy that Jesus brings to the world. We ask this through Christ our Lord.

All: Amen.

Reader: A reading from Paul's letter to the Philippians:

Rejoice in the Lord always. I shall say it again: rejoice! Your kindness should be known to all. The Lord is near. Have no anxiety at all, but in everything, by prayer and petition, with thanksgiving, make your requests known to God. Then the peace of God that surpasses all understanding will guard your hearts and minds in Christ Jesus.

Philippians 4:4–7

Reader: The Word of the Lord.

All: Thanks be to God.

All: Amen.

(Pray the Lord's Prayer and continue with the prayer for the First Week of Advent.)





Advent Wreath Prayers

Family Handout

As you gather to light your Advent wreath, use the following prayers to focus your reflection. When praying the last sentence, trace a Sign of the Cross on your forehead, lips, and heart, as we do at Mass before the Gospel reading.

First Week of Advent: purple

Jesus, as we wait for your coming, help us not to be afraid and to trust in you. As we light this candle, we remember that you bring the light of hope into our lives. May your Word be always in our minds, on our lips, and in our hearts.

Amen.

Second Week of Advent: purple

Jesus, John the Baptist told the people, "If you have two coats, give one to someone who doesn't have any. If you have food, share it with someone else." As we light this candle, we remember that you bring the light of service into our lives. May your Word be always in our minds, on our lips, and in our hearts.

Amen.

Third Week of Advent: pink

Jesus, we gather here as a family to dedicate our lives to you, as John the Baptist did. Help us to know, love, and serve you. As we light this candle, we remember that you bring the light of joy into our lives. May your Word be always in our minds, on our lips, and in our hearts.

Amen.

Fourth Week of Advent: purple

Jesus, your mother, Mary, is "blessed among women." We are happy that she said "Yes!" to being your mother. As we light this candle, we remember that you bring the light of love into our lives. May your Word be always in our minds, on our lips, and in our hearts.

Amen.





John the Baptist Activity Center

Leader Guide

This guide includes an overview of John the Baptist, song lyrics, and dialogue that may be used to introduce the skit.

In the readings for the Second and Third Sundays of Advent, John the Baptist figures prominently. He was the herald of the Messiah, as prophesied by Isaiah. He was “a voice of one crying out in the desert, ‘Prepare the way of the Lord, make straight his paths.’” (Matthew 3:3)

The Gospel of Matthew tells us that John dressed like a prophet in clothing made of camel’s hair and had a leather belt around his waist. His food was grasshoppers and wild honey. The people of Jerusalem, of all Judea, and of the region around the Jordan were going to him to be baptized in the Jordan River as they acknowledged their sins.

John preached in the desert and said, “Repent, for the kingdom of heaven is at hand!” He was helping prepare the people for the coming of the Messiah, for whom they were waiting.

Tonight, we’re going to put on a short play about John the Baptist. Together, we’ll play the part of the crowd. I’ll tell you your lines and when to say them. But first, we’re going to learn a song. Does everybody know the song “Frère Jacques”? Our song is sung to that tune. *[Hand out the song sheets now if you have not already done so.]* Here are the new words:

Verse One:

John the Baptist
John the Baptist
Was his name!
Was his name!
He paved the way for Jesus,
He paved the way for Jesus.
God be praised!
God be praised!

Verse Two:

Bugs and honey
Bugs and honey
Did he eat!
Did he eat!
Preaching in the desert,
Preaching in the desert,
“Be baptized!”
“Be baptized!”

Continued on next page



John the Baptist Activity Center

Leader Guide (continued)

After the play, we'll have one of John the Baptist's favorite snacks, grasshoppers and honey! *[Use this line to cue the actor playing John the Baptist to enter and/or walk to the front of the room. Then say:]*

Presenter: Here comes John the Baptist now. All together now, let's ask him, "What should we do?"

Crowd: What should we do?

John: If you have two coats, give one to someone who has none.
If you have food, you should share that too.

Tax Collector: Teacher, I am a tax collector. What should I do?

John: Don't make people pay more than they owe.

Soldier: What about me? I am a soldier. What do I have to do?

John: Don't be a bully. Be satisfied with your pay. Stop forcing people to pay you money to make you leave them alone.

Presenter: Everyone became excited and wondered if John was the promised Messiah. Now, let's ask him, "Are you the Messiah?"

Crowd: Are you the Messiah?

John: I am only baptizing with water; someone more powerful is going to come.

I am not good enough even to untie his sandals.

He will baptize you with the Holy Spirit and with fire.

Presenter: In many different ways, John preached the Good News to the people. To celebrate John the Baptist, let's all sing the song we learned:

Continued on next page




John the Baptist Activity Center

Leader Guide (continued)

Crowd: John the Baptist
John the Baptist
Was his name!
Was his name!
He paved the way for Jesus,
He paved the way for Jesus.
God be praised!
God be praised!

Bugs and honey
Bugs and honey
Did he eat!
Did he eat!
Preaching in the desert,
Preaching in the desert,
“Be baptized!”
“Be baptized!”

[Once the song is finished, begin handing out the cookies and apple juice. Pass around the John the Baptist picture. You may have crayons or markers available for the children to color the picture, or you may have them take home the picture to color.]





John the Baptist Skit

Script

The presenter and the actors should each receive a copy of this script and memorize their lines ahead of time.

Presenter: Here comes John the Baptist now. All together now, ask him, “What should we do?”

Crowd: What should we do?

John: If you have two coats, give one to someone who has none. If you have food, you should share that too.

Tax Collector: Teacher, I am a tax collector. What should I do?

John: Don’t make people pay more than they owe.

Soldier: What about me? I am a soldier. What do I have to do?

John: Don’t be a bully. Be satisfied with your pay. Stop forcing people to pay you money to make you leave them alone.

Presenter: Everyone became excited and wondered if John was the promised Messiah. Now, let’s ask him, “Are you the Messiah?”

Crowd: Are you the Messiah?

John: I am only baptizing with water; someone more powerful is going to come. I am not good enough even to untie his sandals. He will baptize you with the Holy Spirit and with fire.

Presenter: In many different ways, John preached the Good News to the people. Let’s sing the song we learned:

Verse One:

John the Baptist
John the Baptist
Was his name!
Was his name!
He paved the way for Jesus,
He paved the way for Jesus.
God be praised!
God be praised!

Verse Two:

Bugs and honey
Bugs and honey
Did he eat!
Did he eat!
Preaching in the desert,
Preaching in the desert,
“Be baptized!”
“Be baptized!”





John the Baptist Activity Center

Song Sheet Handout



These lyrics should be sung to the tune of "Frère Jacques."

Verse One:

John the Baptist
John the Baptist
Was his name!
Was his name!
He paved the way for Jesus,
He paved the way for Jesus.
God be praised!
God be praised!

Verse Two:

Bugs and honey
Bugs and honey
Did he eat!
Did he eat!
Preaching in the desert,
Preaching in the desert,
"Be baptized!"
"Be baptized!"





John the Baptist Activity Center

Grasshopper Cookie Handout

Serve these green and brown cookies with honey-colored apple juice to represent John the Baptist's meal of grasshoppers and honey.

Grasshopper Cookie Recipe

- 1/4 cup butter
- 2 tablespoons vegetable shortening
- 1 1/4 cup powdered sugar
- 1/8 teaspoon salt
- 2 tablespoons nonalcoholic mint syrup or *crème de menthe*
(If mint syrup is not available, you can substitute 1 or 2 drops of peppermint extract along with 3 or 4 drops of green food coloring.)
- 1 (8 1/2-ounce) package of chocolate wafer cookies

In small bowl, whip the butter and shortening together until combined. Slowly sift in the powdered sugar and salt. Add the *crème de menthe* or syrup and beat until the mixture is light and fluffy.

Make little sandwiches by spreading one scant teaspoon of the filling between two of the wafer cookies. There should be enough filling for 20 cookies. When all the cookies are assembled, refrigerate until they set.

Time-saving alternative: Check a grocery store for ready-made chocolate mint sandwich cookies.

Fancy but fun alternative: Get a grasshopper-shaped cookie cutter (available in specialty stores and on the Internet) to make rollout sugar cookies. Decorate with green and brown royal icing.





John the Baptist



Advent Bingo Activity Center

Overview

Participants of all ages will be able to recall their liturgical experiences of Advent and enhance their understanding of the Church's celebration of this season in a fun way. The focus of this Activity Center is primarily on Advent practices and symbols found in Catholic liturgy.

Participants each receive an **Advent Bingo card**. Each card has 25 squares that each contain a word or phrase. These words are the “answers” to questions that will be asked by the session facilitator. If you have more than 30 people playing at one time, then some of these participants will have identical cards and will claim “Bingo” at the same time. It’s okay to have multiple winners! Be sure that when you print the cards for use, you keep the widest possible variety.

The session facilitator will explain the game to participants and ask the questions provided on **Facilitator’s Instructions and Q & A**. Participants will be asked to raise their hands to respond to the question. When the response is correct, all participants who have that word on their Bingo card may mark that square. (Consider having teens help less experienced readers find their answers.) After each question, the facilitator might ask participants to expand on the given response or may give additional information.

For example, the facilitator may ask the question: “What is the Church’s color for the season of Advent?” When someone answers “purple,” the facilitator can solicit or add input about why purple is used this season, how it compares to the purple of Lent, where in the church we will find the color purple, and so on. Additional information can be found in the **Advent Bingo Facilitator’s Resource Guide**. A skilled facilitator will first call on participants to share what else they know about the topic rather than presenting it all himself or herself.

The facilitator can encourage participation in the game by suggesting something like: “Okay, this time I’m looking for a second-grader to give me an answer!”

Just as in regular Bingo, when a player has marked five squares in a line horizontally, vertically, or diagonally, he or she calls out “Bingo!” If the person has correctly marked the squares, the facilitator should give him or her a small prize, and then continue the game without clearing the squares. Play can continue until the time is up or until all the questions have been asked and answered.





Advent Bingo Activity Center

Facilitator's Instructions and Q & A

Includes instructions for the facilitator and the Bingo caller's questions and answers

Instructions for the Activity Center Facilitator:

Invite participants to each take an Advent Bingo card and pen or pencil.

Explain that you will ask a series of questions. After each question, you will call on one person to answer the question. Once the correct response has been given, all players who have that answer in one of the squares on their Bingo card may mark that square with a big "X." After each question is answered, you might ask the whole group to discuss that answer.

Let the players know that, just as in a regular game, they should yell "Bingo!" once they have marked five squares in a line horizontally, vertically, or diagonally. When a participant claims "Bingo," check his or her card and then give a small prize.

Tell the other participants not to clear their cards, but instead to keep playing. Continue awarding Bingo prizes as needed. You don't need to use all of the questions. Use as many as time permits. You can lengthen the session by taking more time to discuss each response and give additional background information.

Questions and Answers

1. Which Church season comes before Christmas? (*Advent*)
2. How many weeks are in Advent? (*four*)
3. What day of the week is the first day of Advent? (*Sunday*)
4. What do we call the future time when Jesus Christ will come into the world again? (*the Second Coming*)
5. What is the church's color for Advent? (*purple*)
6. What does the word *Advent* mean? (*coming*)
7. During Advent, we prepare for Jesus Christ to come into our _____ for Christmas. (*hearts*)

Continued on next page



Facilitator's Instructions and Q & A (continued)

8. During Advent, what do we pray for? (*peace*)
9. During Advent, we remember God's _____ to send our Savior, Jesus.
(*promise*)
10. During Advent, we try harder to do what? (*help others*)
11. What did Jesus the Savior save his people from? (*sin*)
12. What Advent custom uses three purple candles and one pink candle to remind us that Jesus brings light into our darkness? (*Advent wreath*)
13. The circle of green leaves on an Advent wreath reminds us that God's love is what? (*eternal*)
14. In which week of Advent do we light the pink candle? (*Week 3*)
15. What is Jesus the light of? (*the world*)
16. God sent special people to remind everyone that God would keep his promises of love. We hear readings from the Bible about these people in church during Advent. Who are these people? (*prophets*)
17. What prophet from the Old Testament predicted the coming of the Savior? (*Isaiah*)
18. Who announced that Jesus the Savior was coming to the world?
(*John the Baptist*)
19. This next question has a four-part answer, and each of the four parts has its own square. Be sure to check your card after each part of the question is answered. What does John the Baptist ask us to do during Advent?
(*prepare, watch, repent, wait*)
20. Which angel announced to Mary that God had chosen her to be the mother of Jesus? (*Gabriel*)
21. What did Mary say when God asked her to be the mother of Jesus? (*Yes!*)
22. Who was the cousin of Mary who was also the mother of John the Baptist?
(*Elizabeth*)
23. Who did an angel visit in a dream, saying "Do not be afraid to take Mary as your wife"? (*Joseph*)

Continued on next page



Facilitator's Instructions and Q & A (continued)

- 24.** What great feast of Mary's do we celebrate on December 8?
(*Immaculate Conception*)
- 25.** Which patron saint of children do we celebrate on December 6?
(*Saint Nicholas*)
- 26.** Which saint, whose name means light, has a feast day that we celebrate on December 13? (*Saint Lucy*)
- 27.** On what date during Advent do we celebrate the Feast of Our Lady of Guadalupe? (*December 12*)
- 28.** From December 17 through December 23, our Church uses special prayers that help us remember how great God is and what God is like. These special prayers start with the word "O" and are called _____. ("*O*" *Antiphons*)
- 29.** What traditional Catholic prayer contains the greeting that Elizabeth gave to Mary: "Blessed are you among women, and blessed is the fruit of your womb"? (*Hail Mary*)
- 30.** What is the name of the prayer that Mary sang when she visited her cousin Elizabeth? (*Magnificat*)
- 31.** When we sing the song "O Come, O Come, _____," what is the name we use for Jesus that means "God with us"? (*Emmanuel*)





Advent Bingo Activity Center

Facilitator's Resource Guide

The facilitator may use the following information to help draw out deeper responses to the questions and to enrich the group discussions of those responses.

Advent Basics (Bingo questions 1–5)

- ✦ The liturgical season of **Advent** begins four Sundays before Christmas.
- ✦ There are always **four** Sundays of Advent.
- ✦ The first day of Advent is always a **Sunday**. November 27 is the earliest day that Advent can start. The first three weeks of Advent are each a full seven days. Depending on which day of the week Christmas falls, the fourth week of Advent may be only one day long or up to a full week.
- ✦ From the First Sunday of Advent until December 16, the focus of the Church's prayers and readings is more on the **Second Coming** of Jesus Christ than on his birth. After December 16, the focus shifts to a more direct preparation for the Lord's birth.
- ✦ The liturgical color for the Advent season is royal **purple**, the same color used during Lent. This color symbolizes the sovereignty (kingship) of Christ, whose arrival we are awaiting and contemplating. Purple is used in the priest's vestments, the altar and ambo cloths, three of the candles on the Advent wreath, and other church decorations. Because Advent is a time of intense spiritual preparation, the tone of the season is subdued. The richness of the royal purple reflects our reverence while we wait for the coming of the Lord.

Meaning of Advent (Bingo questions 6–11)

- ✦ The word *Advent* means "**coming**." The Roman calendar says that Advent is "a season of joyful and spiritual expectation."
- ✦ Advent is a time of waiting and preparation for the coming of Christ. During Advent, the Church reflects on the coming of Christ, Prince of **Peace**, in three ways: (1) the birth of Jesus as a babe in a manger; (2) the rebirth of Christ's presence in the hearts of faithful people; (3) Christ's **promised** return to the world at the Second Coming.

Continued on next page



Facilitator's Resource Guide (continued)

- ✦ We do not wait for the coming of Christ in a passive way. Instead, Advent is an active season in which God's people ready their hearts and lives for Christ's presence. Here are some ways we can prepare our hearts: examine our lives (with change as needed), **help others**, repent for any **sin**, and through prayer.
- ✦ The notion of waiting for the Lord's coming is found in the many prophecies from the Old Testament read at this time of year (see "Prophets" below). The Bible tells us that God's children waited for a savior for thousands of years. During that time, God sent his prophets to remind the people that the savior would come one day as promised.

Advent Wreath (Bingo questions 12–15)

- ✦ Even before the candles are lit, the **Advent wreath** tells us something: the darkness before the light represents sin (see Isaiah 9:1, "The people who walked in darkness have seen a great light . . ."). The Advent season occurs in the very short and dark days of winter. This is the season when we anticipate that God's light is going to shine into our darkness.
- ✦ The Advent wreath is a circle, reminding us that God's love for us has no end. The evergreen branches, whose foliage never changes color, are used in the wreath to remind us that God's love is everlasting and **eternal**.
- ✦ The Advent wreath has four candles, one for each week of Advent: three purple candles and one pink. The pink candle, symbolizing joy, is lit on the Sunday of **Week 3** of Advent, known as Gaudete Sunday. *Gaudete* means "rejoice."
- ✦ The four weeks of Advent remind us of the thousands of years of waiting for Jesus, our Savior. The lighting of the Advent candles represents the promise that Jesus Christ, the light of **the world**, will come. As the light of the Advent wreath grows, we share in the expectation of Isaiah, of John the Baptist, and of Mary for the fulfillment of God's promise to send a savior.

Advent People from Scripture and Saints (Bingo questions 16–27)

- ✦ **Prophets:** Through the ages, God's people waited for their promised savior. At times, they forgot or ignored God's promise or perhaps became impatient in waiting for the promise to be fulfilled. God sent prophets (such as Isaiah, Micah, and Malachi) to remind people of God's promises and to offer hope that God would keep those promises.

Continued on next page



Facilitator's Resource Guide (continued)

- ✦ **Isaiah** was the first to draw attention to a special baby, sent from God to be born of a young woman. That baby was going to be a sign to God's people of hope and of salvation. Isaiah proclaimed that the baby's name would be "Emmanuel."
- ✦ **John the Baptist** is one of the most colorful and challenging Advent characters. With his strange clothes and his diet of grasshoppers and wild honey, he came out of the desert demanding repentance and announcing, "The Lord is near" (Matthew 3:1–12). John the Baptist was a prophet who reminded people of God's promise to send a savior and encouraged them to **prepare, watch, repent, and wait** so that they would be ready when he appeared.
- ✦ **Mary**, Mother of God, is important during Advent as we think about the events that led to the arrival of the infant Jesus in the world. We recall, celebrate, and strive to imitate her willingness to play her part in God's plan of salvation, even though it must not have made sense to her. From Mary, we learn the greatest traits of a Christian: love, humility, justice, openness to God's grace, and willingness to act.
- ✦ The angel **Gabriel** visits Mary to deliver the message that God wants her to be the mother of Jesus. Although she is confused and perhaps frightened by this message, Mary says "yes" to God's plan (Luke 1:26–38).
- ✦ **Elizabeth** and her husband Zechariah are surprised when an angel approaches Zechariah to tell him that he and Elizabeth are going to have a son even though they are elderly and had previously been childless. The child born to Elizabeth and Zechariah was John the Baptist (Luke 1:5–25).
- ✦ **Joseph**, husband of Mary, is visited by an angel in a dream. The angel encourages Joseph not to be afraid to take Mary as his wife and her son, Jesus, as his own son (Matthew 1:18–25).
- ✦ Feast of the **Immaculate Conception** (December 8): This holy day celebrates the fact that Mary, the Mother of Jesus, was free from sin from the moment of her conception in the womb of her mother.
- ✦ **Saint Nicholas** (December 6): A fourth-century bishop from Asia Minor, Saint Nicholas is the inspiration for Santa Claus and is the patron of children. Known for his acts of charity, he often left gifts of food or money for those who were poor in the dark of night so that no one but God could see his good works. On this night in many countries, children put shoes outside their door to be filled with treats in memory of Saint Nicholas's great kindness.

Continued on next page



Facilitator's Resource Guide (continued)

- ✦ **Saint Lucy** (December 13): The name *Lucy* means “light.” In Scandinavian countries, girls wear a wreath of candles on their heads to remember Lucy. This fourth-century martyr chose to be a Christian when being Christian was illegal. She wanted to give up all her wealth and devote her life to those in need, but she herself became a victim of oppression. She teaches us that life in Christ’s light is a worthy goal, even in the face of persecution and death.
- ✦ Our Lady of Guadalupe (**December 12**) and Juan Diego (December 9): The Church celebrates the Virgin Mary’s appearance to Juan Diego in Mexico; she is patroness of the Americas. In 1531, Mary appeared as a humble Aztec maiden to a man named Juan Diego in Tepeyac, Mexico. When asked by the bishop to produce proof of her appearance, Juan Diego presented his cloak upon which the Virgin had left her image.

Advent Prayers & Music (Bingo questions 28–31)


- ✦ **“O” Antiphons:** O Wisdom; O Sacred Lord; O Flower of Jesse’s Stem; O Key of David; O Radiant Dawn; O King of All the Nations; O Emmanuel. The seven ancient “O” Antiphons are short intercessory prayers that begin with a title for Jesus drawn from Scripture and include the word “come” before each plea. Since the ninth century, “O” Antiphons have been part of Evening Prayer during the eight days that lead up to Christmas Eve. Today we hear them as the Gospel verse in weekday Masses from December 17 to 23. See **Advent Scripture Prayers** for the text of these prayers.
- ✦ **Hail Mary:** Elizabeth speaks several times in the first chapter of Luke. Her greeting to Mary is with us to this day: “Blessed are you among women, and blessed is the fruit of your womb.” We continue to greet Mary this way each time we pray the Hail Mary. This traditional prayer, with its quotations from Gabriel and Elizabeth, is a wonderful prayer for Advent. See **Advent Scripture Prayers** for the text of this prayer.
- ✦ The **Magnificat** is Mary’s song of thanksgiving and praise to God. *Magnificat* is a Latin word meaning “to magnify or praise.” Mary proclaims this song in her visit to her cousin Elizabeth when both are pregnant. The text of the prayer can be found in Luke 1:46–55. This song, also known as the “Canticle of Mary,” is used daily in the liturgical life of the Catholic Church in evening prayer. See **Advent Scripture Prayers** for the text of this prayer.
- ✦ “O Come, O Come, **Emmanuel**”: Each verse of this hymn corresponds to an “O” Antiphon. The name *Emmanuel* means “God with us.”



ADVENT BINGO

card A


Mark your squares when the correct answers are given—and be sure to volunteer to answer some of the questions yourself! When you have five in a row in any direction, yell BINGO!

Advent	John the Baptist	Help others	Peace	Emmanuel
Prophets	Gabriel	Second Coming	Magnificat	Week 3
The world	St. Lucy	FREE 	Joseph	Coming
Eternal	Yes!	"O" Antiphons	Promise	December 12
Hail Mary	Purple	St. Nicholas	Advent wreath	Hearts

ADVENT BINGO

card B


Mark your squares when the correct answers are given—and be sure to volunteer to answer some of the questions yourself! When you have five in a row in any direction, yell BINGO!

Four	Isaiah	Help others	Sin	Emmanuel
Prophets	Prepare	Second Coming	Magnificat	John the Baptist
Week 3	St. Lucy	FREE 	Elizabeth	Coming
Eternal	Yes!	"O" Antiphons	Hearts	December 12
Hail Mary	Sunday	St. Nicholas	Advent wreath	Peace

ADVENT BINGO

card C


Mark your squares when the correct answers are given—and be sure to volunteer to answer some of the questions yourself! When you have five in a row in any direction, yell BINGO!

Yes!	Purple	Emmanuel	Prepare	Joseph
Gabriel	Magnificat	Isaiah	Promise	St. Nicholas
Four	Coming	FREE 	The world	John the Baptist
Advent	Advent wreath	Help others	Hearts	Elizabeth
Sin	Week 3	Hail Mary	"O" Antiphons	Prophets

ADVENT BINGO

card D


Mark your squares when the correct answers are given—and be sure to volunteer to answer some of the questions yourself! When you have five in a row in any direction, yell BINGO!

Yes!	Purple	Emmanuel	Magnificat	Joseph
Gabriel	St. Lucy	Isaiah	Promise	Prepare
Sunday	Sin	FREE 	The world	John the Baptist
Advent	Eternal	Peace	Hearts	Immaculate Conception
Coming	Week 3	Hail Mary	"O" Antiphons	Prophets

ADVENT BINGO

card E


Mark your squares when the correct answers are given—and be sure to volunteer to answer some of the questions yourself! When you have five in a row in any direction, yell BINGO!

Wait	St. Nicholas	Yes!	Eternal	Peace
John the Baptist	Four	Sin	Second Coming	Prophets
Immaculate Conception	"O" Antiphons	FREE 	Joseph	Purple
Week 3	Isaiah	St. Lucy	Elizabeth	Advent
Gabriel	December 12	Hail Mary	Emmanuel	Sunday

ADVENT BINGO

card F


Mark your squares when the correct answers are given—and be sure to volunteer to answer some of the questions yourself! When you have five in a row in any direction, yell BINGO!

John the Baptist	Four	Eternal	Purple	Yes!
Gabriel	Advent	Help others	Prophets	Sin
St. Nicholas	Immaculate Conception	FREE 	Sunday	Isaiah
Hearts	Coming	Week 3	Promise	St. Lucy
"O" Antiphons	Joseph	Advent wreath	Elizabeth	Emmanuel

ADVENT BINGO

card G


Mark your squares when the correct answers are given—and be sure to volunteer to answer some of the questions yourself! When you have five in a row in any direction, yell BINGO!

Gabriel	Second Coming	Yes!	Prophets	Help others
Four	Eternal	Purple	Elizabeth	Hail Mary
Immaculate Conception	St. Nicholas	FREE 	John the Baptist	Week 3
December 12	Peace	Emmanuel	Sin	Magnificat
St. Lucy	Sunday	Prepare	Joseph	Isaiah

ADVENT BINGO

card H


Mark your squares when the correct answers are given—and be sure to volunteer to answer some of the questions yourself! When you have five in a row in any direction, yell BINGO!

Purple	Emmanuel	Watch	Joseph	Week 3
Yes!	Gabriel	Four	Immaculate Conception	December 12
St. Nicholas	Peace	FREE 	Sunday	St. Lucy
Eternal	Second Coming	Magnificat	Isaiah	Promise
Coming	Advent wreath	Help others	Heart	The world

ADVENT BINGO

card 1


Mark your squares when the correct answers are given—and be sure to volunteer to answer some of the questions yourself! When you have five in a row in any direction, yell BINGO!

Week 3	Prophets	Immaculate Conception	Sunday	Eternal
Coming	Advent	"O" Antiphons	Yes!	Gabriel
Isaiah	Promise	FREE 	Four	Emmanuel
Help others	The world	St. Nicholas	Hail Mary	John the Baptist
Joseph	Purple	Repent	Hearts	Magnificat

ADVENT BINGO

card 1


Mark your squares when the correct answers are given—and be sure to volunteer to answer some of the questions yourself! When you have five in a row in any direction, yell BINGO!

Hail Mary	Help others	Peace	Emmanuel	Week 3
Heart	John the Baptist	Advent	Eternal	Magnificat
Advent wreath	Sin	FREE 	Yes!	Second Coming
Isaiah	December 12	Promise	"O" Antiphon	Gabriel
Coming	Joseph	St. Lucy	The world	Prophets

ADVENT BINGO

card K


Mark your squares when the correct answers are given—and be sure to volunteer to answer some of the questions yourself! When you have five in a row in any direction, yell BINGO!

Advent	Joseph	Emmanuel	Peace	Coming
Advent wreath	St. Lucy	Week 3	Help others	Eternal
St. Nicholas	The world	FREE 	John the Baptist	Yes!
Purple	Prophets	Magnificat	Sin	"O" Antiphons
Hail Mary	Gabriel	Second Coming	December 12	Promise

ADVENT BINGO

card L


Mark your squares when the correct answers are given—and be sure to volunteer to answer some of the questions yourself! When you have five in a row in any direction, yell BINGO!

Joseph	December 12	Promise	"O" Antiphons	Yes!
John the Baptist	The world	Prophets	Gabriel	Eternal
Help others	St. Lucy	FREE 	Second Coming	Coming
Peace	Emmanuel	Week 3	Magnificat	Sin
Four	Elizabeth	Hearts	Sunday	Wait

ADVENT BINGO

card M


Mark your squares when the correct answers are given—and be sure to volunteer to answer some of the questions yourself! When you have five in a row in any direction, yell BINGO!

Emmanuel	Elizabeth	Heart	Sunday	Prepare
Peace	Four	Advent	Advent wreath	Sin
Help others	Immaculate Conception	FREE 	St. Nicholas	Coming
John the Baptist	Isaiah	Hail Mary	Purple	Eternal
Week 3	December 12	Promise	"O" Antiphons	Yes!

ADVENT BINGO

card N


Mark your squares when the correct answers are given—and be sure to volunteer to answer some of the questions yourself! When you have five in a row in any direction, yell BINGO!

Advent	John the Baptist	Advent wreath	Peace	Emmanuel
Joseph	Gabriel	Second Coming	Yes!	Week 3
The world	St. Lucy	FREE 	Prophets	Coming
Eternal	Magnificat	Repent	Purple	December 12
Hail Mary	Promise	St. Nicholas	Help others	Four

ADVENT BINGO

card O


Mark your squares when the correct answers are given—and be sure to volunteer to answer some of the questions yourself! When you have five in a row in any direction, yell BINGO!

Watch	Purple	Emmanuel	Prepare	Joseph
Gabriel	Magnificat	Isaiah	Promise	Yes!
Four	Second Coming	FREE 	December 12	John the Baptist
Advent	"O" Antiphons	Help others	Heart	Elizabeth
Week 3	Sin	Hail Mary	Advent wreath	Prophets

ADVENT BINGO

card P


Mark your squares when the correct answers are given—and be sure to volunteer to answer some of the questions yourself! When you have five in a row in any direction, yell BINGO!

Purple	December 12	Eternal	Advent	Coming
Help others	Prophets	Watch	Sunday	Magnificat
The world	Immaculate Conception	FREE 	Isaiah	Promise
"O" Antiphons	Four	Hearts	Gabriel	St. Nicholas
St. Lucy	Sin	Emmanuel	Week 3	John the Baptist

ADVENT BINGO

card Q


Mark your squares when the correct answers are given—and be sure to volunteer to answer some of the questions yourself! When you have five in a row in any direction, yell BINGO!

Help others	Eternal	Emmanuel	Hail Mary	Yes!
Repent	Advent wreath	Advent	Sunday	St. Lucy
Four	Elizabeth	FREE 	Immaculate Conception	John the Baptist
December 12	Purple	Sin	Isaiah	"O" Antiphons
Hearts	Coming	Peace	St. Nicholas	Joseph

ADVENT BINGO

card R


Mark your squares when the correct answers are given—and be sure to volunteer to answer some of the questions yourself! When you have five in a row in any direction, yell BINGO!

Sin	St. Nicholas	Yes!	Eternal	Peace
John the Baptist	Four	Wait	Prophets	Second Coming
Immaculate Conception	"O" Antiphons	FREE 	Joseph	Purple
December 12	Magnificat	St. Lucy	Sunday	Advent
Hearts	Week 3	Hail Mary	Emmanuel	Elizabeth

ADVENT BINGO

card 5


Mark your squares when the correct answers are given—and be sure to volunteer to answer some of the questions yourself! When you have five in a row in any direction, yell BINGO!

Four	John the Baptist	Purple	Eternal	Magnificat
Yes!	Advent	Sunday	Prophets	Sin
St. Nicholas	Week 3	FREE 	Help others	Elizabeth
Heart	Coming	Immaculate Conception	Promise	St. Lucy
"O" Antiphons	Joseph	Advent wreath	Isaiah	Emmanuel

ADVENT BINGO

card 7


Mark your squares when the correct answers are given—and be sure to volunteer to answer some of the questions yourself! When you have five in a row in any direction, yell BINGO!

Week 3	Second Coming	Yes!	Prophets	Purple
Four	Eternal	Help others	St. Nicholas	Hail Mary
Immaculate Conception	Elizabeth	FREE 	John the Baptist	Gabriel
December 12	Emmanuel	Sin	Sunday	Magnificat
St. Lucy	Promise	Prepare	The world	Isaiah

ADVENT BINGO

card U


Mark your squares when the correct answers are given—and be sure to volunteer to answer some of the questions yourself! When you have five in a row in any direction, yell BINGO!

"O" Antiphons	Advent wreath	Emmanuel	Watch	Joseph
Yes!	Purple	Week 3	Immaculate Conception	December 12
St. Nicholas	Gabriel	FREE 	Sunday	St. Lucy
Eternal	Peace	Magnificat	Isaiah	Promise
Coming	Second Coming	Help others	Hearts	The world

ADVENT BINGO

card V


Mark your squares when the correct answers are given—and be sure to volunteer to answer some of the questions yourself! When you have five in a row in any direction, yell BINGO!

Week 3	Prophets	Immaculate Conception	Sunday	Eternal
Coming	Advent	"O" Antiphons	Purple	Gabriel
Emmanuel	Sin	FREE 	Four	Isaiah
Help others	The world	Magnificat	Hail Mary	John the Baptist
Joseph	Yes!	Repent	Hearts	December 12

ADVENT BINGO

card W


Mark your squares when the correct answers are given—and be sure to volunteer to answer some of the questions yourself! When you have five in a row in any direction, yell BINGO!

"O" Antiphons	Advent	Joseph	Emmanuel	Week 3
Hearts	John the Baptist	Help others	Advent wreath	Magnificat
Eternal	Repent	FREE 	Yes!	Second Coming
Isaiah	December 12	Promise	Hail Mary	Gabriel
Sunday	Peace	Prophets	The world	St. Lucy

ADVENT BINGO

card X


Mark your squares when the correct answers are given—and be sure to volunteer to answer some of the questions yourself! When you have five in a row in any direction, yell BINGO!

Wait	Joseph	Emmanuel	Peace	St. Nicholas
Advent wreath	St. Lucy	Advent	John the Baptist	Yes!
Week 3	The world	FREE 	Sunday	"O" Antiphons
Magnificat	Prophets	December 12	Purple	Promise
Hail Mary	Gabriel	Second Coming	Elizabeth	Hearts

ADVENT BINGO

card Y


Mark your squares when the correct answers are given—and be sure to volunteer to answer some of the questions yourself! When you have five in a row in any direction, yell BINGO!

Immaculate Conception	Week 3	Promise	"O" Antiphons	Yes!
Magnificat	St. Lucy	Prophets	Second Coming	Coming
Peace	Emmanuel	FREE 	Gabriel	Joseph
Four	Elizabeth	Wait	Sunday	Help others
Hail Mary	Purple	Hearts	Advent wreath	John the Baptist

ADVENT BINGO

card Z


Mark your squares when the correct answers are given—and be sure to volunteer to answer some of the questions yourself! When you have five in a row in any direction, yell BINGO!

Peace	Prepare	Hearts	Sunday	Emmanuel
December 12	Four	Elizabeth	Advent wreath	Sin
Help others	Immaculate Conception	FREE 	Advent	Coming
John the Baptist	The world	Hail Mary	Purple	St. Nicholas
Week 3	Eternal	Promise	"O" Antiphons	Yes!

ADVENT BINGO

card AA


Mark your squares when the correct answers are given—and be sure to volunteer to answer some of the questions yourself! When you have five in a row in any direction, yell BINGO!

Watch	December 12	Magnificat	Advent	Four
Help others	Prophets	Purple	Sunday	Eternal
Joseph	Immaculate Conception	FREE 	Week 3	Promise
"O" Antiphons	Coming	John the Baptist	Gabriel	St. Nicholas
St. Lucy	Sin	Emmanuel	Isaiah	Hearts

ADVENT BINGO

card BB


Mark your squares when the correct answers are given—and be sure to volunteer to answer some of the questions yourself! When you have five in a row in any direction, yell BINGO!

Watch	Promise	Hail Mary	Advent	Four
Advent wreath	The world	Purple	Second Coming	Eternal
Elizabeth	Immaculate Conception	FREE 	Week 3	December 12
"O" Antiphons	Coming	John the Baptist	Yes!	St. Nicholas
St. Lucy	Peace	Emmanuel	Isaiah	Hearts

ADVENT BINGO

card CC


Mark your squares when the correct answers are given—and be sure to volunteer to answer some of the questions yourself! When you have five in a row in any direction, yell BINGO!

Advent wreath	Promise	Yes!	Hail Mary	Four
Repent	Help others	Advent	Emmanuel	Eternal
Magnificat	Elizabeth	FREE 	Sunday	St. Nicholas
December 12	Purple	Sin	Immaculate Conception	John the Baptist
Hearts	Coming	Peace	Isaiah	"O" Antiphons

ADVENT BINGO

card DD

Mark your squares when the correct answers are given—and be sure to volunteer to answer some of the questions yourself! When you have five in a row in any direction, yell BINGO!

Sunday	Promise	Joseph	Hail Mary	Help others
Repent	John the Baptist	Advent	Emmanuel	Eternal
Yes!	Elizabeth	FREE 	Advent wreath	St. Nicholas
Four	Purple	Sin	Immaculate Conception	Isaiah
Heart	Coming	December 12	Peace	"O" Antiphons




Card-Making Activity Center

Instructions Handout

In this activity center, we will create thank-you cards to give to the people who taught us to know and love Jesus.

- ✦ Choose one person for each card you make: a parent, grandparent, godparent, special teacher, or friend.
- ✦ Decorate the front of the card using the art supplies provided.
- ✦ On the inside of the card, you can add the person's name, write a short note, or draw a picture.
- ✦ Sign your name when you have finished designing your card.





Thank You Card Activity
Intergenerational Event—Advent
Copyright © Loyola Press

This Advent

THANK YOU

for telling me about Jesus!





Prayer Service

Leader/Reader Script

For this service, you will need a leader, six readers, and six candles. Provide a copy of this script for each participant. You may want to create a banner that reads "Prepare the Way of The Lord" to be carried in procession.

GREETING

Leader: We begin our prayer time in the name of the Father, and of the Son, and of the Holy Spirit. Amen.

ENTRANCE SONG

Leader: Let us sing the first verse of "O Come, O Come, Emmanuel."

As the song is being sung, the volunteer readers enter in procession with the candles. They stand in front of the congregation, holding the candles.

O come, O come, Emmanuel,
And ransom captive Israel,
That mourns in lonely exile here
Until the Son of God appear.
Rejoice! Rejoice! Emmanuel
Shall come to you, O Israel.

Leader: This Advent season we repent, we wait, and we prepare to celebrate Christ's coming in history, in our lives today, and at the end of time. May God be with us as we celebrate the season with joy!

Let us pray together our opening prayer.

OPENING PRAYER

All: God of Love,
Your son, Jesus, is your greatest gift to us.
He is a sign of your love.
Help us walk in that love during the weeks of Advent,
As we wait and prepare for his coming.
We pray in the name of Jesus, our Savior.
Amen.

Continued on next page



Prayer Service

Leader/Reader Script (continued)

READING Isaiah 40:3–5

Reader One: A reading from the book of the prophet Isaiah:

A voice is shouting:
Clear a path in the desert for the LORD.
Build a straight road there for our God.
Fill in the valleys and flatten the mountains and hills.
Level the rough and rugged ground.
Then the glory of the LORD will appear for all to see.
The LORD has promised this!
The Word of the Lord.

All: Thanks be to God.

Leader: John the Baptist told the people to prepare for the coming of the Messiah. They heard the Good News and responded. It might be easier for us to respond if John the Baptist were alive preaching today. Of course, he isn't, but there are people like John who tell us about Jesus. Who are those people in your life? Take a moment now to talk with your family about the answer to that question.
[Pause for conversation—about two minutes.]

Leader: What are some ways we respond to God's invitation to live as Jesus did? Talk with your family about the things that you do to help others and show your love.
[Pause for conversation—about two minutes.]

PRAYERS OF PETITION

Leader: Sometimes one of the most challenging things for us to do is to learn to find God in our lives every day. Let us pray that Jesus will come more deeply into our lives and that we will be aware of his presence.

Our response is: Come, Lord Jesus!

Continued on next page



Prayer Service

Leader/Reader Script (continued)

Reader Two: Into our lives, we pray . . .

All: Come, Lord Jesus!

Reader Three: Into our troubled world, we pray . . .

All: Come, Lord Jesus!

Reader Four: Into our baking, shopping, and gift wrapping, we pray . . .

All: Come, Lord Jesus!

Reader Five: Into our hearts as we care for those in need, we pray . . .

All: Come, Lord Jesus!

Reader Six: Into our homes, we pray . . .

All: Come, Lord Jesus!

Leader: Let us sing the second and third verses of “O Come,
O Come, Emmanuel.”

O come, O Wisdom from on high,
Who orders all things mightily;
To us the path of knowledge show,
And teach us in her ways to go.
Rejoice! Rejoice! Emmanuel
Shall come to you, O Israel.

O come, O come, great Lord of might,
Who to your tribes on Sinai's height
In ancient times once gave the law,
In cloud, and majesty, and awe.
Rejoice! Rejoice! Emmanuel
Shall come to you, O Israel.

CLOSING

Leader: Let us pray together the Hail Mary.

DISMISSAL

Leader: Before you leave today, please pick up a Family Take-Home Kit.
God bless you and your families during this Advent season!

All: Thanks be to God!





Prayer Service

Family Handout

O Come, O Come, Emmanuel

1. O come, O come, Em - man - u - el,
2. O come, O Wis - dom from on high,
3. O come, O come, great Lord of might,

And ran - som cap - tive Is - ra - el,
Who or - ders all things might - i - ly;
Who to your tribes on Si - nai's height

That mourns in lone - ly ex - ile here
To us in the path of knowl - edge show,
In an - cient times once gave the law,

Un - til the Son of God ap - pear.
And teach us in her ways to go.
In cloud, and maj - es - ty, and awe.

Re - joice! Re - joice! Em - man - u - el

Shall come to you, O Is - ra - el.

Opening Prayer

God of Love,

Your son, Jesus, is your greatest gift to us.

He is a sign of your love.

Help us walk in that love during the weeks of Advent,

As we wait and prepare for his coming.

We pray in the name of Jesus, our Savior.

Amen.

