



PART 3 EUCHARIST

We Gather at Mass

Before You Begin

- ♦ Prepare a prayer space in your home.
- ♦ Have your family Bible ready, or you can access the books of the Bible online at the website of the United States Conference of Catholic Bishops (USCCB).
- ♦ Print the Chapter 9 BLM: The Mass Begins found at the end of this document.

Engage Page 39

- ♦ Have your child read aloud the Chapter 9 title on page 39, We Gather at Mass. Talk about what you do when you gather with family and friends for special occasions. Say: **Let's learn about what happens when we gather to celebrate God's presence at Mass.**
- ♦ Whether in your family Bible or online, find the second Book of Samuel and read 6:12–15. Say: **As we read this Old Testament story, let's ask ourselves what we learn about God from the story and what we learn about people.**
- ♦ When you have finished reading the passage, share your responses to the questions above. Then have your child read aloud the first paragraph of King David's Joyful Welcome. Ask: **Why was the ark of the covenant so important to the people of Israel?** (*It was a sign of God's presence and love. It held the Ten Commandments.*) Take turns reading aloud the rest of the article. Ask: **Why do you think King David wanted to bring the ark to Jerusalem?** (*Possible responses: to feel God's presence, to honor God*)
- ♦ Have your child find and underline the word *procession* and look up its definition in the Glossary at the back of his or her book. Discuss the definition.
- ♦ Pray with your child the prayer at the bottom of page 39. Then pray together the Sign of the Cross.

Explore Pages 40–41

- ♦ Say: **Our parish community is a living example of God's love for us. We gather together each week to show our love for God and our connection to one another at Mass.**
- ♦ Have your child read aloud the first two paragraphs of We Gather Together. Ask: **What is another name for Sunday?** (*the Lord's Day*) Take turns reading aloud the rest of the article. Ask: **How is the Mass like a family meal?** (*Possible response: We gather together to share our meal.*) **Why do we gather together for Mass?** (*Possible responses: to be together, to give thanks to God, to listen to God's Word, to encounter Christ, to help us grow closer to him, and to feel connected to our faith community*)
- ♦ **When I Celebrate** Read aloud this feature. Discuss ways your child feels part of the community as he or she celebrates Mass.
- ♦ Have your child find and underline the words *altar* and *lector* and look them up in the Glossary at the back of his or her book. Discuss the definitions.



- ◆ Discuss preparations we make before special events such as birthdays and holidays. Say: **When we gather for Mass, we also make preparations to hear the Word of God and to receive Jesus Christ in the Eucharist.**
- ◆ Have your child read aloud the first two paragraphs of Introductory Rites. Ask: **Why do we begin the Mass with the Introductory Rites?** (*to prepare our minds and hearts to hear God's Word and receive the Eucharist*) **Who makes up the procession that begins our celebration of Mass?** (*the priest, the deacon, lectors, altar servers, and extraordinary ministers of Holy Communion*) **What do we do during the procession?** (*stand and sing*)
- ◆ Say: **Let's learn the parts of the Introductory Rites.** Take turns reading aloud the rest of the article. Ask: **In what song or chant do we pray for God's mercy?** (*Kyrie*) **How do we thank God for his mercy?** (*by singing the Gloria*)
- ◆ Invite your child to turn to page 101 in the I Live My Faith section. Together complete the I See These things at Mass activity. Discuss each image as you fill in the answer.
- ◆ Have your child find and underline the terms *Collect, deacon, Gloria, Introductory Rites, Kyrie, mercy,* and *Penitential Act* and look them up in the Glossary at the back of his or her book. Discuss the definitions.

Reflect Page 42

- ◆ Read aloud the paragraph under Mass Unites Us on page 42. Say: **Let's pray to praise God for his holiness and for the many gifts he gives us.**
- ◆ As an option, you may choose to use the Chapter 9 Prayer on page 71, Bless the Lord, or you may invite your child to use his or her own words.
- ◆ **Living My Faith** Say: **Let's reflect on what we are learning about how King David experienced God's presence, how we gather to know God's presence together, and how we prepare to celebrate God's Word and the Eucharist. Record your thoughts in your journaling notebook.**

Respond Page 42

- ◆ Take turns reading aloud the points under I Remember What I Learn and the questions in I Live What I Learn. Invite your child to write responses to the questions in his or her notebook. Remind him or her that the answers are private.
- ◆ Review with your child the words listed in I Know These Words. Refer back to the pages referenced and/or the Glossary as necessary.
- ◆ To conclude the Chapter 9 lesson, have your child complete the Chapter 9 BLM: The Mass Begins.
- ◆ In the coming days, talk as a family about how you can make Sunday a special day to honor God.



We Listen to God's Word

Before You Begin

- ♦ Prepare a prayer space in your home.
- ♦ Have your family Bible ready, or you can access the books of the Bible online at the website of the United States Conference of Catholic Bishops (USCCB).
- ♦ Print the Chapter 10 BLM: Rooted in God's Word, Spreading the Message found at the end of this document.

Engage Page 43

- ♦ Have your child read aloud the Chapter 10 title on page 43, We Listen to God's Word.
- ♦ Talk about experiences of listening to someone tell a story and what makes a good storyteller. Say: **Now let's learn about listening to God's Word at Mass.**
- ♦ Whether in your family Bible or online, find the Gospel of Matthew and read 13:3–8, the Parable of the Sower. Then have your child read aloud the first two paragraphs of Sowing Seeds. Ask: **Where can we read Jesus' parables?** (*in the Gospels of Matthew, Mark, and Luke*) Take turns reading aloud the rest of the page. Ask: **Which seeds grew best?** (*the seeds that fell on rich soil*) **Why?** (*Their roots were able to grow and find nourishment.*) **What does Jesus teach us in this parable?** (*to listen to and learn from God's Word*)
- ♦ Have your child find and underline the word *Gospel* and look up its definition in the Glossary at the back of his or her book. Discuss the definition.
- ♦ Pray with your child the prayer at the bottom of page 43. Then pray together the Sign of the Cross.

Explore Pages 44–45

- ♦ Ask: **Where can we read about the story of God and his relationship with his people?** (*in the Bible*) Say: **The Old Testament is a collection of stories and prayers that tell about the Hebrew people and their history and relationship with God. The New Testament tells about the teaching, ministry, and saving events of Jesus' life, Passion, Death, Resurrection, and Ascension.**
- ♦ Take turns reading aloud the first three paragraphs of Liturgy of the Word on page 44. Ask: **What is Sacred Scripture?** (*the Bible*) Say: **The Bible is the Word of God, the foundation of our faith.** Then have your child read aloud the rest of the article. Say: **The word Gospel means "Good News."** Ask: **What do we do before the Gospel reading to show honor to God?** (*We stand, sing Alleluia, and cross ourselves as we pray, "Glory to you, Lord."*)
- ♦ **I Listen to God's Word** Read aloud this feature. Give examples of how your attitude or actions changed after listening to God's Word.
- ♦ Have your child find and underline the terms *New Testament*, *Old Testament*, *psalm*, and *Sacred Scripture* and look them up in the Glossary at the back of his or her book. Discuss the definitions.



- ◆ Say: **The readings at Mass allow us to hear the truth of God's Word. The messages in the readings are meaningful even for our lives today and inspire us to reflect. When we open ourselves to the readings at Mass, they influence our lives for the good.** Go over the the readings in the Liturgy of the Word and the order in which they are read (*Old Testament reading, a psalm, a letter from an Apostle, a reading from one of the four Gospels*) with your child. Ask: **What do we do during Mass to help us better understand the readings?** (*Possible responses: listen to the priest or deacon during the Homily, reflect, pray*)
- ◆ Have your child read aloud the first two paragraphs of We Reflect and Respond in Faith on page 45. Ask: **What are the Nicene Creed and the Apostles' Creed?** (*They are statements of our faith that summarize what we as Catholics believe. We pray one or the other of the Creeds in the Profession of Faith at Mass.*) As an option, you may wish to read together one or both forms of the Creed on page 93.
- ◆ Take turns reading aloud the rest of the article. Ask: **Why do you think it is important for us to listen to stories from Sacred Scripture at Mass?** (*Possible responses: Learning about the history of our faith can show us how to live; reading about Jesus' life, Death, and Resurrection gives us hope for our own salvation.*) Say: **God wants us to open our hearts to his Word. He is always inviting us to listen and be transformed by his teachings.** Discuss with your child something he or she remembers from Sacred Scripture heard at Mass. Share with your child something you particularly remember. Discuss what about that reading made an impact on each of you.
- ◆ Have your child find and underline the words *creed* and *homily* and look them up in the Glossary at the back of his or her book. Discuss the definitions.

Reflect Page 46

- ◆ Read aloud the paragraph under Growing Our Faith. Say: **Let's pray that the seed of faith may grow in us through listening to God's Word and making it part of our lives.**
- ◆ As an option, you may choose to use the Chapter 10 Prayer on page 72, Scriptural Prayer, or you may invite your child to use his or her own words.
- ◆ **Living My Faith** Say: **Let's reflect on what we are learning about parables and especially Jesus' parables about seeds, how Sacred Scripture is like a seed that grows in us, the readings at Mass and the importance to us of the Gospel, and how listening to Sacred Scripture can help transform us. Record your thoughts in your journaling notebook.**

Respond Page 46

- ◆ Take turns reading aloud the points under I Remember What I Learn and the questions in I Live What I Learn. Invite your child to write responses to the questions in his or her journaling notebook. Remind him or her that the answers are private.
- ◆ Review with your child the words listed in I Know These Words. Refer back to the pages referenced and/or the Glossary as necessary.
- ◆ To conclude the Chapter 10 lesson, have your child complete the Chapter 10 BLM: Rooted in God's Word, Spreading the Message.
- ◆ In the coming days, ask family members to share their favorite Gospel stories and tell how the stories guide them to try to live holy lives.



We Offer Gifts

Before You Begin

- ♦ Prepare a prayer space in your home.
- ♦ Have your family Bible ready, or you can access the books of the Bible online at the website of the United States Conference of Catholic Bishops (USCCB).
- ♦ Print the Chapter 11 BLM: Step Into Jesus' Sandals found at the end of this document.

Engage Page 47

- ♦ Have your child read aloud the Chapter 11 title on page 47, We Offer Gifts. Talk about the experience of giving and receiving gifts on various occasions. Say: **In this chapter, we will learn about the gifts God has given us. We will think about how we can share these gifts with others.**
- ♦ Whether in your family Bible or online, find the Gospel of John and read 6:1–13 and 47–51. Say: **This is a story about a boy who gave Jesus a gift and how Jesus used that gift to teach a crowd.**
- ♦ Then invite your child to read aloud the first three paragraphs of An Incredible Meal. Ask: **What was the boy's offering to Jesus?** (*five small loaves of bread and two fish*) Discuss why the boy might have offered to give Jesus the small amount of food he had to share with the crowd. Then take turns reading aloud the rest of the article. Ask: **What did Jesus promise in the story?** (*to give himself as nourishment*)
- ♦ Have your child look for and underline the word *offering* and look up its definition in the Glossary at the back of his or her book. Discuss the definition.
- ♦ Pray with your child the prayer at the bottom of page 47. Then pray together the Sign of the Cross.

Explore Pages 48–49

- ♦ Say: **We do our best to prepare and present gifts to others in a special way. It makes the gift more special for the person. At the beginning of Mass, we prepare ourselves to worship as a community and get ready to share the Eucharist.**
- ♦ Invite your child to read aloud the first two paragraphs of We Present and Prepare the Gifts. Ask: **Why do you think we present the gifts to the priest on the altar?** (*Possible responses: to show that we are thankful for all God has done for us, to remind us that Jesus sacrificed his life for our sins in reparation for the sins of the living and the dead and to obtain spiritual or temporal benefits from God*)
- ♦ Take turns reading aloud the rest of the article. Ask: **Why do we have a collection?** (*These gifts show how we can follow Jesus by sharing and helping others.*)
- ♦ Have your child look for and underline the word *sacrifice* and look up its definition in the Glossary at the back of his or her book. Discuss the definition.



- ◆ **Think About This** Read aloud this feature. Cite examples of gifts other than money that people can give. Explain that giving our time and talent is just as important as donating money. Small acts of kindness are powerful examples of God's love.
- ◆ Ask: **Why do we say grace before meals?** (*Accept reasonable responses.*) Say: **We say grace to ask God to bless our food and to give thanks for all that he gives us. Since Mass is a meal at which we share the Body and Blood of Christ, the priest blesses the bread and wine to thank God for the food we are about to eat and for the many gifts he has given us.**
- ◆ Have your child read aloud the first paragraph of The Blessing of the Gifts. Ask: **What is a blessing?** (*a prayer that calls for God's power and care*) Then take turns reading aloud the rest of the article. Say: **We recognize that the blessings we have are given to us by God.** Ask: **Why do you think it is important to praise God and ask him to accept the gifts we present at Mass?** (*Possible responses: to show that we trust in him, to show that we know he is present to us*)
- ◆ Have your child find and underline the word *blessing* and look up its definition in the Glossary at the back of his or her book. Discuss the definition.
- ◆ Read aloud the activity. Allow time for your child to complete it and then discuss his or her response.

Reflect Page 50

- ◆ Read aloud the paragraph under We Are Blessed on page 50. Say: **Today we will use our imaginations to pray a prayer that helps us reflect on ways we can use our gifts. We will think about how you can love one another as God loves you. Relax, listen, reflect, and give thanks to Jesus for the many gifts he has given you.**
- ◆ As an option, you may choose to use the Chapter 11 Prayer on page 73, Imagination in Prayer, or you may invite your child to use his or her own words.
- ◆ **Living My Faith** Say: **Let's reflect on what we are learning about Jesus' miracle of feeding the five thousand, his offering of himself as the bread of life, our offering of the gifts at the Eucharist, and the priest's blessing of the bread and wine. Record your thoughts in your journaling notebook.**

Respond Page 50

- ◆ Take turns reading aloud the points under I Remember What I Learn and the questions in I Live What I Learn. Invite your child to write responses to the questions in his or her journaling notebook. Remind him or her that the answers are private.
- ◆ Review with your child the words listed in I Know These Words. Refer back to the pages referenced and/or the Glossary as necessary.
- ◆ To conclude the Chapter 11 lesson, have your child complete the Chapter 11 BLM: Step Into Jesus' Sandals.
- ◆ In the coming days, ask family members to tell gifts they see in one another. Then discuss how your child might use his or her gifts to be the person God is calling him or her to be.



We Remember Christ's Passover

Before You Begin

- ♦ Prepare a prayer space in your home.
- ♦ Have your family Bible ready, or you can access the books of the Bible online at the website of the United States Conference of Catholic Bishops (USCCB).
- ♦ Obtain a copy of the missalette used in your parish. Alternatively, you may be able to find the text of the Roman Missal, and specifically the Eucharistic Prayer, online.
- ♦ Print the Chapter 12 BLM: The Center of Our Celebration found at the end of this document.

Engage Page 51

- ♦ Have your child read aloud the Chapter 12 title on page 51, We Remember Christ's Passover. Talk about important family meals you have experienced. Say: **In this chapter, we will learn about a meal that Jesus shared with his disciples and why we remember this special meal at Mass.**
- ♦ Whether in your family Bible or online, find the Gospel of Luke and read 22:14–20. After the passage, have your child read aloud the first paragraph of A Meal of Remembrance. Ask: **How did Jesus fulfill his promise to give himself as food?** (*He gave us the gift of his Body and Blood in the Eucharist.*) Take turns reading aloud the rest of the page. Say: **In the Eucharistic Prayer, the priest retells the story of the Last Supper to remember the sacrifice Jesus made for us and to lead us in giving thanks for salvation.**
- ♦ Have your child find and underline the term *Last Supper* and look up its definition in the Glossary at the back of his or her book. Discuss the definition.
- ♦ Pray with your child the prayer at the bottom of page 51. Then pray together the Sign of the Cross.

Explore Pages 52–53

- ♦ Talk about family experiences of the Thanksgiving holiday and the various things to be thankful for. Say: **At Mass, we offer praise and thanksgiving to God in the Eucharistic Prayer.**
- ♦ Optional: If you have a copy of a missalette or have found the Roman Missal online, locate the Eucharistic Prayer. Then go through it together and talk about each part.
- ♦ Have your child find and underline *Eucharistic Prayer* and look up its definition in the Glossary at the back of his or her book. Discuss the definition. Then have your child read aloud the first two paragraphs of A Prayer of Thanksgiving on page 52. Ask: **What are some important things that we do in the Eucharistic Prayer?** (*pray a prayer of thanksgiving and praise to God for all of creation, remember that Christ gave up his life to save us from sin, and recognize the presence of Christ in the Eucharist*) Take turns reading aloud the rest of the page. Ask: **What happens at the beginning of Eucharistic Prayer?** (*We are invited to lift our hearts up to the Lord.*) Say: **On the next page, we will see how the prayer continues.**
- ♦ **When I Celebrate** Have your child read aloud the feature. Then discuss behaviors that show reverence.



- ◆ Discuss with your child some changes that occur without our being able to see them, such as small changes in temperature. Then have your child find and underline the term *Eucharistic Prayer* in the Glossary at the back of his or her book. Discuss the definition.
- ◆ Have your child read aloud the heading The Real Presence on page 53. Find *real presence* in the Glossary at the back of his or her book. Discuss the definition. Then have your child read aloud the first paragraph of The Real Presence. Have your child find the word *consecration* in the Glossary at the back of his or her book. Discuss the definition.
- ◆ Ask: **What happens during the consecration in the Eucharistic Prayer?** (*The priest calls on the Holy Spirit to transform the gifts of wheat bread and grape wine into the Body and Blood of Christ.*) Say: **We believe in this mystery with our hearts because of what we know through Scripture and the teachings of the Church.**
- ◆ Have your child find the word *transubstantiation* near the end of the paragraph. Ask: **What does transubstantiation mean?** (*the transformation of the bread and wine into the Body and Blood of Christ*)
- ◆ Take turns reading aloud the rest of the page. Discuss Jesus' presence to us at Mass in the priest, the assembly of people, the Word of God, and as his Body and Blood under the appearance of bread and wine. Say: **The real presence of Christ in the Eucharist is the core of our Catholic faith. Jesus is truly present to us under the appearances of the bread and wine.**
- ◆ Have your child find and underline the terms *consecration*, *real presence*, and *transubstantiation* and review their meanings. Refer again to the Glossary if necessary.

Reflect Page 54

- ◆ Read aloud the paragraph under The Center of Our Faith on page 54. Say: **Let's pray to thank Jesus for the gift he gave us at the Last Supper, for his sacrifice for us, and for his presence with us.**
- ◆ As an option, you may choose to use the Chapter 12 Prayer on page 74, Praising God for Our Gifts, or you may invite your child to use his or her own words.
- ◆ **Living My Faith** Say: **Let's reflect on what we are learning about Jesus' gift to us at the Last Supper, the Eucharistic Prayer as a prayer of praise and thanksgiving, and Christ's presence with us in the Mass. Record your thoughts in your journaling notebook.**

Respond Page 54

- ◆ Take turns reading aloud the points under I Remember What I Learn and the questions in I Live What I Learn. Invite your child to write responses to the questions in his or her journaling notebook. Remind him or her that the answers are private.
- ◆ Review with your child the words listed in I Know These Words. Refer back to the pages referenced and/or the Glossary as necessary.
- ◆ To conclude the Chapter 12 lesson, have your child complete the Chapter 12 BLM: The Center of Our Celebration.
- ◆ In the coming days, have each family member share a time when he or she has felt God's presence.



Holy Communion Strengthens Us

Before You Begin

- ✦ Prepare a prayer space in your home.
- ✦ Have your family Bible ready, or you can access the books of the Bible online at the website of the United States Conference of Catholic Bishops (USCCB).
- ✦ Print the Chapter 13 BLM: We Receive found at the end of this document.

Engage Page 55

- ◆ Have your child read aloud the Chapter 13 title on page 55, Holy Communion Strengthens Us. Talk about experiences of sports teams preparing for the season ahead. Say: **The Apostles knew they had to come up with a game plan to build the Church with the help of the Holy Spirit.**
- ◆ Whether in your family Bible or online, find the Acts of the Apostles and read 2:42–47. After you have read the passage, invite your child to read aloud the first paragraph of A New Church. Ask: **Why do you think it was important for the Apostles to build friendships and community as part of their mission?** (Possible response: *They wanted people to trust them and listen to them.*)
- ◆ Take turns reading aloud the rest of the article. Say: **We are disciples like the people in the early Church. We work together to learn, teach, and share what we believe as Catholics. The celebration of the Mass draws us closer to one another and to Christ.**
- ◆ Pray with your child the prayer at the bottom of page 55. Then pray together the Sign of the Cross.

Explore Pages 56–57

- ◆ Think about the members of your Church family. Ask: **What are some ways you are connected to one another?** (We greet one another at Mass and ask how the other is doing; we participate in parish activities such as choir, retreats, fundraisers.) Say: **Now let's learn about one way we can stay connected to God.**
- ◆ Have your child find and underline the terms *Communion Rite* and *Lord's Prayer* and look them up in the Glossary at the back of his or her book. Discuss the definitions.
- ◆ Have your child read aloud the first two paragraphs of The Communion Rite. Discuss that the Communion Rite begins with all those assembled praying together the Lord's Prayer—the prayer that Jesus taught his disciples. Pray aloud the Lord's Prayer with your child. Ask: **For what do we pray in the Lord's Prayer?** (that God's name be honored, that his kingdom may come to us, that God will provide for our needs each day, that we may forgive and be forgiven, that we will not experience temptation, and that God will keep us from evil)
- ◆ Take turns reading aloud the rest of the page. Say: **The Apostles asked Jesus to teach them to pray, and he taught them the prayer that is the Lord's Prayer. As Catholics, we take many prayers to heart and pray them often. We can also use these prayers as models for building a friendship with God by praying in our own words.**



- ◆ **I Think About This** Read aloud this feature. Talk about experiences of praying the Lord's Prayer with those of other Christian faith traditions.
- ◆ Talk about things we do to ensure healthy physical growth, such as exercise and eating healthy foods. Say: **As we grow spiritually, praying, studying Scripture, helping others, and receiving Holy Communion are all things that help us grow closer to God.**
- ◆ Have your child read aloud the first three paragraphs of We Receive Holy Communion. Ask: **What must we have in order to receive Holy Communion?** (*We must be in a state of grace.*) Take turns reading aloud the rest of the page. Say: **Just before we receive Holy Communion, we pray the Lamb of God.** Find the prayer on page 97 and pray it aloud with your child. Ask: **What does it mean when we pray Amen as we receive the Body and Blood of Christ?** (*It means we truly believe we are receiving Christ.*)
- ◆ Have your child find and underline the words *chalice*, *host*, and *tabernacle* on the page and look them up in the Glossary at the back of his or her book. Discuss the definitions.
- ◆ As an option, turn to page 100 and read the two sections together. Then look at page 101 and complete I See These Things at Mass together by filling in the terms for the people and things there.

Reflect Page 58

- ◆ Read aloud the paragraph under Renewed and Strengthened on page 58. Say: **Our prayer today will be the Lord's Prayer. We will pause after each part to reflect on the meaning of the words of the prayer.**
- ◆ When you have finished praying, say: **Think about what this prayer means for you today.** Invite your child to write about this in his or her journaling notebook.
- ◆ As an option, you may choose to use the Chapter 13 Prayer on page 75, We Pray to God Our Father.
- ◆ **Living My Faith** Say: **Let's reflect on what we are learning about the Communion Rite and our prayers, actions, and gestures during that rite.**

Respond Page 58

- ◆ Take turns reading aloud the points under I Remember What I Learn and the questions in I Live What I Learn. Invite your child to write responses to the questions in his or her notebook. Remind him or her that the answers are private.
- ◆ Review with your child the words listed in I Know These Words. Refer back to the pages referenced and/or the Glossary as necessary.
- ◆ To conclude the Chapter 13 lesson, have your child complete the Chapter 13 BLM: We Receive.
- ◆ In the coming days, discuss how Jesus shares himself with us in the Eucharist. Talk about how families share with one another in many ways. With your family, discuss how you can show others through your actions what it means to be a Christian.



Jesus Calls Us to Love

Before You Begin

- ♦ Prepare a prayer space in your home.
- ♦ Have your family Bible ready, or you can access the books of the Bible online at the website of the United States Conference of Catholic Bishops (USCCB).
- ♦ Print the Chapter 14 BLM: Reaching Out found at the end of this document.

Engage Page 59

- ♦ Have your child read aloud the Chapter 14 title on page 59, Jesus Calls Us to Love. Say: **On our faith journey, we may travel many roads. We may hit roadblocks and make a few wrong turns. But if we remember that Jesus calls us to love, we will stay on the right road.**
- ♦ Whether in your family Bible or online, find the Gospel of Luke and read aloud 24:13–35. After reading the passage, have your child read aloud the first two paragraphs of An Encounter on the Road.
- ♦ Ask: **What were Jesus' friends talking about on their journey?** (*They were talking about what had happened to Jesus.*) Take turns reading aloud the rest of the article. Ask: **Why were the men surprised when Jesus asked them what they were talking about?** (*They thought that everyone in Jerusalem must have heard about Jesus' crucifixion.*) **What did they say to him?** (*They told him what had happened and that they were upset.*) **What was Jesus' response?** (*He asked them if they did not know that these events were in fulfillment of the prophecy.*) **When and how did they know he was Jesus?** (*When he came to have dinner with them, he said the blessing, broke the bread, and gave it to the disciples as he had done at the Last Supper.*)
- ♦ Ask: **How do you think you would have felt at that moment?** Invite your child to write a response in his or her journaling notebook.
- ♦ Pray with your child the prayer at the bottom of page 59. Then pray together the Sign of the Cross.

Explore Pages 60–61

- ♦ Talk about an experience your family faced when it was difficult to see how things would turn out. Say: **Jesus' friends were sad and confused after his death. They weren't sure what to do next. The two disciples on the road to Emmaus were supporting each other. But they received the greatest support from Jesus. He showed them they needed to have faith and remember all that he had taught them.**
- ♦ Take turns reading aloud the rest of the article. Ask: **What is discipleship?** (*being willing to answer the call to follow Jesus*)
- ♦ Ask: **What support do we receive from Mass to go out and be disciples?** (*We receive support in the form of the Word of God, the Eucharist, the knowledge that we are forgiven, our solidarity with the community, and blessings from the priest.*)



- ◆ Have your child find and underline the parts of the Concluding Rites: announcements, a greeting, blessing, and Dismissal. Invite your child to explain what happens in each. Ask: **How do the Concluding Rites pertain to the Scripture we read for this chapter?** (*They pertain to what we do now that we have received Jesus—we go out to continue his mission and spread his message.*)
- ◆ **I Listen to God's Word** Read aloud this feature. Discuss gifts that your child has and how he or she can share those gifts with others.
- ◆ With your child, look at the website for a Catholic service organization such as Catholic Relief Services (CRS) or Unbound, and learn about the needs and suffering they address and how they bring Christ's love to people's lives. Discuss with your child what might be the sources of such problems. Explain that Jesus wants us to go out and help address any kind of suffering. Say: **Each week at Mass, we are sent forth to be examples of God's love and to work for justice.**
- ◆ Have your child read aloud the first paragraph of Working for the Kingdom of God. Ask: **What is the Kingdom of God?** (*It is God's rule over us. We experience the Kingdom of God in part now, and we will experience it fully in heaven.*)
- ◆ Take turns reading aloud the rest of the article. Then have your child identify the seven Catholic social teaching principles. Ask: **What steps can you take to follow these principles?** Invite your child to choose two or three of the principles and, in his or her journaling notebook, describe a way he or she might help further them.
- ◆ Have your child find and underline the terms *Catholic social teaching* and *Kingdom of God* and then look them up in the Glossary at the back of his or her book. Discuss the definitions.

Reflect Page 62

- ◆ Read aloud the paragraph under Live the Mission on page 62. Say: **Let's pray to be disciples by spreading Christ's love throughout the world.**
- ◆ As an option, you may choose to use the Chapter 14 Prayer on page 76, Being Our Best Selves, or you may invite your child to use his or her own words.
- ◆ **Living My Faith** Say: **Let's reflect on what we are learning about what the disciples did following Jesus' Death and Resurrection and how we are called to be disciples. Record your thoughts in your journaling notebook.**

Respond Page 62


- ◆ Take turns reading aloud the points under I Remember What I Learn and the questions in I Live What I Learn. Invite your child to write responses to the questions in his or her notebook. Remind him or her that the answers are private.
- ◆ Review with your child the words listed in I Know These Words. Refer back to the pages referenced and/or the Glossary as necessary.
- ◆ To conclude the Chapter 14 lesson, have your child complete the Chapter 14 BLM: Reaching Out.
- ◆ In the coming days, discuss with your family some ways you can show discipleship through your words and actions.

Name _____ Date _____

The Mass Begins

A. Directions: Circle the letter of the best answer choice.

1. Which of these takes place during the Introductory Rites?
 - a. the Sign of Peace
 - b. the Lord's Prayer
 - c. the Collect
 - d. the Creed
2. *Kyrie eleison* means _____.
 - a. God loves us.
 - b. Lord, have mercy.
 - c. Christ is the Son of God.
 - d. Let us pray.
3. The Penitential Act takes place _____.
 - a. after the *Gloria*.
 - b. during the procession.
 - c. before we say the *Kyrie*.
 - d. at the end of Mass.
4. The Collect is _____.
 - a. the time when the ushers collect envelopes.
 - b. a prayer that brings all our prayers together.
 - c. a song at the beginning of the Introductory Rites.
 - d. not part of the Introductory Rites.
5. Who is part of the procession at Mass?
 - a. the priest
 - b. the choir director
 - c. the liturgy coordinator
 - d. the cantor



B. Write each part of the Introductory Rites in the order in which they occur during Mass.


Collect Entrance Chant Penitential Act *Gloria* *Kyrie*
 procession The Sign of the Cross and Greeting

Name _____ Date _____

Rooted in God's Word, Spreading the Message

Like seeds planted in good soil, your faith will grow and branch out if you stay rooted in God's Word.

Directions: On the roots of the tree, write ways you can stay focused and rooted in God's Word. On the branches, write ways you can spread God's message of love through your words and actions.



God's Gift Eucharist

Chapter 10 Blackline Master

Name _____ Date _____

Step into Jesus' Sandals

Jesus offered his life to save us from our sins. We are called to offer our own gifts in thanksgiving for his sacrifice. God calls us to be the mind, body, and heart of Jesus in today's world. This part of a prayer, traditionally attributed to Saint T  r  sa of Avila, reminds us that our actions must reflect Christ.


*Christ has no body now, but yours.
No hands, no feet on earth, but yours.
Yours are the eyes through which
Christ looks compassion into the world.*

Directions: Think about ways you can offer your own mind, body, and heart to reflect Christ's presence in your family, in your parish, or in your community. Write your ideas below.

Mind



Body



Heart



God's Gift Eucharist

Chapter 11 Blackline Master

Name _____ Date _____

The Center of Our Celebration

Think about the Eucharistic Prayer. What takes place during this high point of our celebration? What do we remember as we pray? For what do we give thanks? What do we do as a community along with the priest?


Directions: Read the clues below. Solve the crossword puzzle with words related to this important part of the Mass.

Across

- 2 He is present in the Eucharist.
- 3 receive under the appearance of wheat bread and grape wine
- 4 Jesus in the Eucharist, Body and Blood, Soul and Divinity
- 5 a prayer of praise and thanksgiving
- 6 Through the power of the Holy Spirit and the words of the priest, this takes place.

Down

- 1 when Jesus said, "Do this in memory of me"
- 2 when the priest asks the Holy Spirit to transform the gifts of bread and wine into the Body and Blood of Christ



Name _____ Date _____

We Receive

A. Directions: Use the words in the box to complete the sentences below.

chalice	tabernacle	Lord's Prayer	Holy Communion
Communion Rite	Sign of Peace	Lamb of God	

1. The _____ is the prayer that Jesus taught us.
2. We receive the Blood of Christ in a cup called a _____.
3. The _____ begins with the Lord's Prayer.
4. Consecrated hosts that have not been consumed are placed in a solid, lockable container called the _____.
5. At Mass, we receive _____, the real presence of Jesus Christ.
6. At the _____, we shake hands to show our unity as Catholics.
7. As the priest breaks the consecrated host, we pray the _____.

B. On a separate sheet of paper, write the parts of the Communion Rite in the box below in the correct order.

We receive the Body and Blood of Christ.	The priest prays the Prayer after Communion.
We pray silently.	We offer the Sign of Peace.
The priest takes the host and breaks it over the paten.	We pray the Lord's Prayer.

Name _____ Date _____

Reaching Out

Jesus teaches us the importance of reaching out to help bring the Kingdom of God to others. We can do this in many different ways. Think about ways you can reach out to others and be disciples of Jesus Christ.

Directions: On the hands, write ways you can show discipleship in your family and in your community.

In My Community

In My Family

