



PART 2 RECONCILIATION

Baptism Brings Us New Life in Christ

Before You Begin

- ♦ Prepare a prayer space in your home.
- ♦ Have your family Bible ready, or you can access the books of the Bible online at the website of the United States Conference of Catholic Bishops (USCCB).
- ♦ Have ready a one-inch ball of putty or clay in which to make an impression of a cross.
- ♦ Print the Chapter 4 BLM: Baptism Facts found at the end of this document.

Engage Page 19

- ♦ Have your child read aloud the Chapter 4 title on page 19, Baptism Brings Us New Life in Christ. Talk about some things you may have noticed during a Baptism your family attended. Invite your child to share observations of what he or she found particularly significant, vivid, or memorable. Say: **Today, we're going to learn more about God's great gift of Baptism.**
- ♦ Whether in your family Bible or online, find Acts of the Apostles and read 9:1–19. When you finish reading from the Bible, have your child read aloud the first three paragraphs of the article. Ask: **Why didn't Ananias want to visit Saul?** (*Ananias had heard terrible stories about Saul.*) Discuss why Ananias went even though he didn't want to and what happened as a result of his visit to Paul.
- ♦ Then read aloud the last paragraph. Ask: **Why did God make sure that Paul was baptized?** (*He hated Christians and was a danger to them. God wanted him to do special work. Baptism helped him let go of his sinful life.*) **Why is it important for a person to be baptized?** (*It helps that person let go of sin and do God's work.*)
- ♦ Pray with your child the prayer at the bottom of page 19. Then pray together the Sign of the Cross.

Explore Pages 20–21

- ♦ Have your child read aloud the first three paragraphs of The Rite of Baptism on page 20. Ask: **Why is Baptism necessary?** (*It brings us close to God and frees us from Original Sin.*) **Who can perform the rite of Baptism?** (*a bishop, priest, deacon, or in extraordinary situations of necessity, anyone who has the intention of doing what the Church does when it baptizes*)
- ♦ Say: **We are only baptized once, but anyone can receive his or her Baptism at any age. When babies are baptized, they do not understand what is happening, but everyone around them does—their family, the parish family, and the entire family of God. Ask: What happens during the essential rite of Baptism?** (*Water is poured over the person's head. The minister says, "I baptize you in the name of the Father, and of the Son, and of the Holy Spirit."*) Discuss with your child why this is called the "essential" rite. Guide your child to recognize that this is because the rite centers on immersion in or pouring of water as a sign of cleansing and purification.
- ♦ Ask: **What are the benefits of Baptism throughout our lives?** (*It opens us to grace and provides us with strength to resist temptation to sin.*)



- ◆ **I Think About This** Talk to your child about how life with Christ is different from life without Christ.
- ◆ Have your child find and underline the word *rite* and look it up in the Glossary at the back of his or her book. Discuss the definition.
- ◆ Press a small cross into a moist ball of putty or clay to make an impression. Say: **When we are baptized, we are marked as God's own.** Discuss with your child how that is similar to the mark you made with the cross. Say: **This mark stays with us always.**
- ◆ Take turns reading aloud The Fruits of Baptism on page 21. Ask: **How does Baptism bring us closer to God?** (*We become God's sons and daughters and members of Christ's Body, the Church.*) **What kinds of sins are washed away in Baptism?** (*all sins—Original and personal*) Discuss with your child the difference between Original Sin and personal sin and that personal sins are any sins that result from choices we make.
- ◆ Explain that the fruits of Baptism include forgiveness of sins, receiving the Holy Spirit, and becoming part of God's family and Christ's Body, the Church.
- ◆ Ask: **Why do Catholics baptize very young children?** (*We do not have to earn Baptism. It is a gift from God.*)
- ◆ Have your child find and underline the word *concupiscence* and look it up in the glossary at the back of his or her book. Discuss the definition.

Reflect Page 22

- ◆ Read aloud the paragraph under Baptism Is a Gift of Light. Say: **Let's close our eyes and reflect on the light of Christ that is given to us in Baptism. Imagine that you feel this light on you and that through you, it shines on others. Let's reflect on our Baptism and what we now know it must have felt like to have our sins washed away, to receive the Holy Spirit, and to be welcomed into the Church.**
- ◆ As an option, you may choose to use the Chapter 4 Prayer on page 66, Being a Child of Light, or you may invite your child to use his or her own words.
- ◆ **Living My Faith** Say: **Let's reflect on what we are learning about Baptism, Original and personal sin, our new life in Christ, and being a light of Christ and a temple to the Holy Spirit. Record your thoughts in your journaling notebook.**

Respond Page 22

- ◆ Take turns reading aloud the points under I Remember What I Learn and the questions in I Live What I Learn. Invite your child to write responses to the questions in his or her journaling notebook. Remind your child that his or her answers are private.
- ◆ Review with your child the words listed in I Know These Words. Refer back to the pages referenced and/or the Glossary as necessary.
- ◆ To conclude the Chapter 4 lesson, have your child complete the Chapter 4 BLM: Baptism Facts.
- ◆ In the coming days, discuss how each of you can shine the light of Christ on the world.



Jesus Forgives Us

Before You Begin

- ♦ Prepare a prayer space in your home.
- ♦ Have your family Bible ready, or you can access the books of the Bible online at the website of the United States Conference of Catholic Bishops (USCCB).
- ♦ Print the Chapter 5 BLM: A Moral Choice found at the end of this document.

Engage Page 23

- ♦ Have your child read aloud the Chapter 5 title on page 23, Jesus Forgives Us. Say: **In this chapter, we will learn why sin happens and what we can do about it with Jesus' help.**
- ♦ Whether in your family Bible or online, find the Gospel of Matthew and read 9:9–13. Say: **In this passage, we learn how Jesus called Matthew to follow him. Think about the choices Matthew made and the choices Jesus made.**
- ♦ Take turns reading aloud Jesus Gives Matthew a Second Chance on page 23. Have your child find and underline the phrase *moral choice* and look it up in the Glossary at the back of his or her book. Discuss its definition. Ask: **What did Matthew do in response to Jesus' invitation to follow him?** (*He left his work and followed Jesus.*) Discuss with your child why he or she thinks Matthew got up to follow Jesus and why Jesus' invitation to Matthew was unusual. Help your child understand that being a tax collector, Matthew had been taking advantage of people and so would not have been a particularly moral person up to that point. Ask: **What is Jesus inviting us to do?** (*ask for and accept God's mercy*)
- ♦ Pray with your child the prayer at the bottom of page 23. Then pray together the Sign of the Cross.

Explore Pages 24–25

- ♦ Talk about choices that your child makes every day. Say: **Some of these choices might be considered neutral. Their outcomes won't hurt or help anyone. Others require us to make a moral decision. Their outcomes will help or hurt other people. Our ability to choose is a gift from God called *free will*.**
- ♦ Have your child read aloud the first two paragraphs of We Are Tempted to Sin on page 24. Ask: **What happens when we choose to give in to temptation?** (*We commit a personal sin.*)
- ♦ Take turns reading aloud the rest of the article. Ask: **What steps can we take to avoid careless sins, like saying hurtful words or choosing not to help around the house?** (*Discuss your child's responses.*) Say: **Adam and Eve made a wrong choice. They did not follow God's rule, and their decision affects us today. In God's infinite love, he offers us through his Son, Jesus, our Savior, a chance to overcome sin.**



- ◆ Ask your child to find and underline the terms *mortal sin*, *venial sin*, and *Sacrament of Penance and Reconciliation* and look them up in the Glossary at the back of his or her book. Discuss the definitions.
- ◆ **I Listen to God's Word** Explain to your child that the voice "behind us" is sometimes called our conscience.
- ◆ Have your child read aloud the first three paragraphs of Receiving Jesus' Forgiveness on page 25. Ask your child what he or she understands about imperfect repentance and perfect repentance. Help him or her understand that imperfect repentance occurs when we know we have done something wrong, but our remorse is mostly about the consequences to us. In perfect repentance, we feel bad about the consequences to those we have hurt and to our relationship with God. We sincerely want to make up for it and change.
- ◆ Take turns reading aloud the rest of the article. Explain that your child will learn much more about the Sacrament of Reconciliation in later sessions, but for now, he or she should remember that this sacrament is the best way to say "I'm sorry" to God.
- ◆ Ask: **What are some ways to show contrition?** (*celebrate the Sacrament of Reconciliation, pray, show love for others*) **What is absolution?** (*God's forgiveness, which we receive through a priest during Reconciliation*)
- ◆ Have your child find and underline the words *absolution*, *contrition*, and *repentance* and look them up in the Glossary at the back of his or her book. Discuss the definitions. Say: **The words *sorry* and *sorrow* come from an Old English word meaning "sore." When we are truly sorry, we feel a sore spot inside. We know that we need healing.**

Reflect Page 26

- ◆ Read aloud the paragraph under Saying I'm Sorry on page 26. Say: **Let's pray together to acknowledge any choices we have made that were not good ones, and ask God for forgiveness, knowing that we receive it when we ask for it.**
- ◆ As an option, you may choose to use the Chapter 5 Prayer on page 67, I Confess, or you may invite your child to use his or her own words.
- ◆ **Living My Faith** Say: **Let's reflect on what we are learning about free will, the choices we make, imperfect repentance and perfect repentance, and Jesus' gift to us of forgiveness. Record your thoughts in your journaling notebook.**

Respond Page 26

- ◆ Take turns reading aloud the points under I Remember What I Learn and the questions in I Live What I Learn. Invite your child to write responses to the questions in his or her journaling notebook. Remind your child that his or her answers are private.
- ◆ Review with your child the words listed in I Know These Words. Refer back to the pages referenced and/or the Glossary as necessary.
- ◆ To conclude the Chapter 5 lesson, have your child complete the Chapter 5 BLM: A Moral Choice.
- ◆ In the coming days, invite your child to think of a small way he or she may have hurt a family member, to say "I'm sorry" to that person, and to ask for God's forgiveness too.



Jesus Heals Us

Before You Begin

- ♦ Prepare a prayer space in your home.
- ♦ Have your family Bible ready, or you can access the books of the Bible online at the website of the United States Conference of Catholic Bishops (USCCB).
- ♦ Print the Chapter 6 BLM: Ways to Celebrate Reconciliation found at the end of this document.

Engage Page 27

- ♦ Have your child read aloud the Chapter 6 title on page 27, Jesus Heals Us. Say: **Today, we're going to learn how Jesus forgives us and heals us in the Sacrament of Reconciliation.**
- ♦ Whether in your family Bible or online, find the Gospel of Mark and read 2:1–12. Say: **This story tells how Jesus forgave and healed a man who was paralyzed.**
- ♦ Have your child read aloud the first two paragraphs of Healed Through Forgiveness on page 27. Ask: **How did the paralyzed man get to see Jesus?** (*His friends lowered him through a hole in the roof.*) Say: **These were good friends. They helped someone they cared about get close to Jesus. You have friends in the Church who can help you get close to Jesus too.**
- ♦ Take turns reading aloud the rest of the article. Ask: **Through what does Jesus heal us and forgive us?** (*through the Sacrament of Reconciliation*)
- ♦ Have your child find and underline the word *forgiveness* and look it up in the Glossary at the back of his or her book. Discuss the definition.
- ♦ Pray with your child the prayer at the bottom of page 27. Then pray together the Sign of the Cross.

Explore Pages 28–29

- ♦ Say: **Sometimes we make choices that take us farther from God and others. When we do, the Sacrament of Reconciliation helps us tell God we are sorry. It also helps us hear God say, "You're forgiven."**
- ♦ Have your child read aloud the first three paragraphs of Jesus Forgives Our Sins on page 28. Ask: **What categories of sins are important to confess during the Sacrament of Reconciliation?** (*mortal and venial sins*) Say: **It's important to confess all the sins we remember, including the ones we want to hide. That's where we most need Jesus' healing.**
- ♦ Take turns reading aloud the rest of the article. Ask: **How do you think you will feel after confessing your sins?** (*Possible responses: calm, peaceful*)
- ♦ **I Listen to God's Word** Explain that forgiving sin is a special authority, or power, that Jesus gave to the first Church leaders. This power has been passed down from them to priests and bishops.
- ♦ Have your child find and underline the terms *confess* and *seal of confession* and look them up in the Glossary at the back of his or her book. Discuss the definitions.



- ◆ Say: **Just as there are different ways to say “I’m sorry” and “I forgive you” to friends and family, there are different ways to say “I’m sorry” to God in the Sacrament of Reconciliation.**
- ◆ Have your child read aloud the first two paragraphs of Celebrating Reconciliation on page 29. Ask: **What are two ways to give your confession in the reconciliation room?** (*Sit across from the priest and confess your sins face to face, or kneel and give your confession from behind a screen.*) Ask: **What might be a benefit of sitting face to face with a priest or kneeling behind a screen?** Invite your child to consider the options. Explain that it is often the penitent’s choice to confess in the way in which he or she is most comfortable. Say: **The priest wants us to feel Christ’s love, not to feel as if we are in trouble.**
- ◆ Take turns reading aloud the rest of the article. Ask your child to think of things in the world that “flow” after they get unstuck or repaired. (Possible responses: *creeks, water in pipes, electricity, people going through turnstiles at an event*) Explain that being forgiven by Jesus opens the flow of grace in our lives. Ask: **When we receive God’s grace, what else do we receive?** (*the grace to forgive others*) Say: **Being forgiven is like this. It opens the flow of grace from God through us to others.**
- ◆ Have your child find and underline the terms *confession* and *reconciliation* room and look them up in the Glossary at the back of his or her book. Discuss the definitions.
- ◆ Together review pages 88–89 about how to celebrate the Sacrament of Reconciliation.

Reflect Page 30

- ◆ Read aloud the paragraph under Another Chance on page 30. Say: **Let’s pray, thinking back on our day and reflecting on how we have felt God’s grace and what we could have done better. Then we’ll ask God to guide us in the coming day.**
- ◆ As an option, you may choose to use the Chapter 6 Prayer on page 68, A Prayer from Saint Ignatius, or you may invite your child to use his or her own words.
- ◆ **Living My Faith** Say: **Let’s reflect on times we have been “stuck” and what we are learning about how confession, reconciliation, forgiveness, and healing free us from that state. Record your thoughts in your journaling notebook.**

Respond Page 30

- ◆ Take turns reading aloud the points under I Remember What I Learn and the questions in I Live What I Learn. Invite your child to write responses to the questions in his or her journaling notebook. Remind him or her that the answers are private.
- ◆ Review with your child the words listed in I Know These Words. Refer back to the pages referenced and/or the Glossary as necessary.
- ◆ To conclude the Chapter 6 lesson, have your child complete the Chapter 6 BLM: Ways to Celebrate Reconciliation.
- ◆ In the coming days, invite your child to ask an older family member to describe how the Sacrament of Reconciliation has helped him or her.



The Holy Spirit Guides Us

Before You Begin

- ♦ Prepare a prayer space in your home.
- ♦ Have your family Bible ready, or you can access the books of the Bible online at the website of the United States Conference of Catholic Bishops (USCCB).
- ♦ Print the Chapter 7 BLM: Celebrating the Sacrament of Reconciliation found at the end of this document.

Engage Page 31

- ♦ Have your child read aloud the Chapter 7 title on page 31, The Holy Spirit Guides Us. Talk about what it feels like to be welcomed by someone you haven't seen for a while. Say: **Now let's learn how God is always happy to welcome us home.**
- ♦ Whether in your family Bible or online, find the Gospel of Luke and read 15:11–24. Say: **Jesus told this parable to explain his saving mission.**
- ♦ Take turns reading aloud the first four paragraphs of Coming Home on page 31. Ask: **Whose voice is speaking to us in our conscience?** (*God's*)
- ♦ Then have your child read aloud the last paragraph. Ask: **Why did the father forgive his son so quickly?** (*Possible response: He loved his son.*) Remind your child that when we ask God to forgive us, he welcomes us back because he loves us.
- ♦ Have your child find and underline the word *conscience* and look it up in the Glossary at the back of his or her book. Discuss the definition.
- ♦ Pray with your child the prayer at the bottom of page 31. Then pray together the Sign of the Cross.

Explore Pages 32–33

- ♦ Talk about family reunions and gatherings that bring people together from out of town. Say: **The Sacrament of Reconciliation is like these homecomings. We are coming home to God, and he is giving us a big welcome.**
- ♦ Have your child read aloud the first two paragraphs of A Celebration of Forgiveness on page 32. Ask: **Before we ask for forgiveness and receive God's forgiveness, what do we have to do?** (*We have to realize that we made a wrong choice, or sinned.*)
- ♦ Take turns reading aloud the next three paragraphs. Explain that an examination of conscience involves looking closely at our actions and listening closely to God's voice. Say: **The more often you examine your conscience, the easier it will be to avoid a wrong choice before you make it. You get better at listening to God's voice.**
- ♦ Have your child find and underline the terms *examination of conscience* and *Ten Commandments* and look them up in the Glossary at the back of his or her book. Discuss the definitions. As an option, you also may read with your child The Ten Commandments on page 79 and Examination of Conscience on page 89.



- ◆ Say: **Now that we have learned how to prepare for the Sacrament of Reconciliation, we will learn about the steps we take during the sacrament itself.**
- ◆ Have your child read aloud the first three paragraphs of The Rite of Reconciliation. Say: **After we prepare with an examination of conscience, we know what to confess to the priest.** Ask: **Are there sins we should keep to ourselves?** (*No; we should tell the priest all our sins.*)
- ◆ Read aloud the next two paragraphs. Say: **We will pray together an Act of Contrition in a little bit. There are several different versions of the prayer, and penitents, or people in confession, can also use their own words to express sorrow to God.** Explain that your child can ask the priest for help when it is time to pray this prayer during confession.
- ◆ Take turns reading aloud the rest of the page. Ask: **What does the Sacrament of Reconciliation help us do?** (*stay close to God; maintain healthy relationships with others*)
- ◆ As an option, you may read pages 88–89 for more information on celebrating Reconciliation.
- ◆ Have your child find and underline the terms *Act of Contrition*, *indulgence*, and *penance* and look them up in the Glossary at the back of his or her book. Discuss the definitions.
- ◆ **When I Celebrate** Read aloud the feature and invite your child to reflect on a time when he or she felt true peace.

Reflect Page 34

- ◆ Read aloud the paragraph under Making Amends on page 34. Say: **Let's take a moment to call our sins to mind. Let's confess these sins to God, say we're sorry and that we want to mend our relationship with God. Let's pray to make good choices going forward.**
- ◆ As an option, you may choose to use the Chapter 7 Prayer on page 69, I Am Sorry, or you may invite your child to use his or her own words.
- ◆ **Living My Faith** Say: **Let's reflect on what we are learning about the Sacrament of Reconciliation, how the Holy Spirit helps us prepare for this sacrament, and how penance helps us make good choices in the future. Record your thoughts in your journaling notebook.**

Respond Page 34

- ◆ Take turns reading aloud the points under I Remember What I Learn and the questions in I Live What I Learn. Invite your child to write responses to the questions in his or her journaling notebook. Remind him or her that the answers are private.
- ◆ Review with your child the words listed in I Know These Words. Refer back to the pages referenced and/or the Glossary as necessary.
- ◆ To conclude the Chapter 7 lesson, have your child complete the Chapter 7 BLM: Celebrating the Sacrament of Reconciliation.
- ◆ In the coming days, discuss how to avoid temptation and sin.



God Is Always by Our Side

Before You Begin

- ♦ Prepare a prayer space in your home.
- ♦ Have your family Bible ready, or you can access the books of the Bible online at the website of the United States Conference of Catholic Bishops (USCCB).
- ♦ Print the Chapter 8 BLM: Check Your Work found at the end of this document.

Engage Page 35

- ♦ Have your child read aloud the Chapter 8 title on page 35 God Is Always by Our Side. Ask your child to recall a time that he or she lost something and searched faithfully until it was found. Say: **Let's read about another, more important kind of faithful searching and love for the lost.**
- ♦ Read aloud the first paragraph of The Good Shepherd. Discuss a shepherd's job.
- ♦ Whether in your family Bible or online, find the Gospel of Matthew and read 18:10–14. Say: **This story explains how much God cares for us. Jesus chose a shepherd as the subject of his story because shepherds worked hard at an unglamorous job, but one that involved taking care of living creatures and of property. In this way, they were like many of the people who came to be near Jesus.**
- ♦ Take turns reading aloud the remaining paragraphs of The Good Shepherd. Ask: **How are humans like a flock of sheep?** (Possible responses: We move in different directions. We need care. We stray.) **How is God like a shepherd?** (Possible response: God takes care of us and loves us. God gives us what we need. God looks for us when we stray.)
- ♦ Pray with your child the prayer at the bottom of page 35. Then pray together the Sign of the Cross.

Explore Pages 36–37

- ♦ Talk about how many plants have flowers that turn toward the sun in order to receive the light they need to grow. Say: **In a similar way, God wants us to turn toward him in order to grow.**
- ♦ Take turns reading aloud the first three paragraphs of Returning to God on page 36. Say: **Conversion is a lifelong process of turning toward God. However, this larger turning comes as a result of many smaller turns.** Ask: **How can we turn toward God in small ways every day?** (Possible responses: be kind to one another, help one another, celebrate the sacraments, pray)
- ♦ Have your child read aloud the last two paragraphs. Then invite him or her to step outside the room. Wait a minute and then have your child reenter. Greet your child with a big, welcoming smile. Say: **Human smiles are contagious. They make us laugh and feel joy. When we turn toward God and he smiles on us, that sense of joy is a million times greater.**
- ♦ Have your child find and underline the word *conversion* and to look it up in the Glossary at the back of his or her book. Discuss the definition.



- ◆ Say: **Just as we check our homework to look for mistakes we can correct, “checking our work” in daily life helps keep us turned toward God.**
- ◆ Have your child read aloud the first three paragraphs of Turning Away from Sin on page 37. Ask your child to give additional examples of both sins of commission and sins of omission, such as when we lie, steal, cheat, ignore our chores, or say mean things about someone.
- ◆ Next, have your child explain how each of these examples of sin can damage our relationships with others. Talk about consequences of these sins. Say: **Sin breaks our relationship with God. It separates us from him. It also separates us from one another. We damage our friendships and hurt the people in our lives.**
- ◆ Take turns reading aloud the remaining paragraphs. Review with your child the three steps we can take to turn away from sin: pay attention to sins we commit, resolve not to sin again, and take actions to make up for past sins. Say: **Turning toward God happens inwardly and outwardly, through work we do in our hearts and minds and through action we take in the world.**
- ◆ Have your child find and underline the terms *sin of commission* and *sin of omission* and look them up in the Glossary at the back of his or her book. Discuss the definitions.
- ◆ **When I Celebrate** Read aloud this feature and talk about what it means that God’s love for us is unconditional.

Reflect Page 38

- ◆ Read aloud the paragraph under The Grace We Need on page 38. Say: **Let’s pray to thank God, our Good Shepherd, for his love, and to ask that he teach us his loving way.**
- ◆ As an option, you may choose to use the Chapter 8 Prayer on page 70, Over and Over Again, or you may invite your child to use his or her own words.
- ◆ **Living My Faith** Say: **Let’s reflect on what we are learning about God as the Good Shepherd who will always come to find us, and also on conversion, the Sacrament of Reconciliation, and turning toward God. Record your thoughts in your journaling notebook.**

Respond Page 38

- ◆ Take turns reading aloud the points under I Remember What I Learn and the questions in I Live What I Learn. Invite your child to write responses to the questions in his or her journaling notebook. Remind him or her that the answers are private.
- ◆ Review with your child the words listed in I Know These Words. Refer back to the pages referenced and/or the Glossary as necessary.
- ◆ To conclude the Chapter 8 lesson, have your child complete the Chapter 8 BLM: Check Your Work.
- ◆ In the coming days, as a family, discuss experiences of conversion, or of turning back to God after receiving forgiveness for any bad choices we have made.

Name _____ Date _____

Baptism Facts

Directions: Write *T* on the line for each true statement. Write *F* for each false statement. Then rewrite each false statement to make it true.

1. Baptism is not necessary for salvation.

2. Early Christians were not baptized.

3. An important element in Baptism is water.

4. In Baptism, we become members of Christ's Body, the Church.

5. Baptism forgives one type of sin: personal sin.

6. After Baptism, we no longer feel the tendency to sin.

7. The Catholic Church baptizes infants because they have not yet sinned.



8. Baptism gives us new life in Saint Paul.

Name _____ Date _____

A Moral Choice?

God gave us free will. He wants us to make moral choices—choices that draw us closer to him and to one another.

Directions: Read each action. Put a check mark in the thumbs-up column if the action is a moral choice. Put a check mark in the thumbs-down column if it is not. Discuss your answers with a partner. For each thumbs-down action, describe a moral choice the person could have made instead.

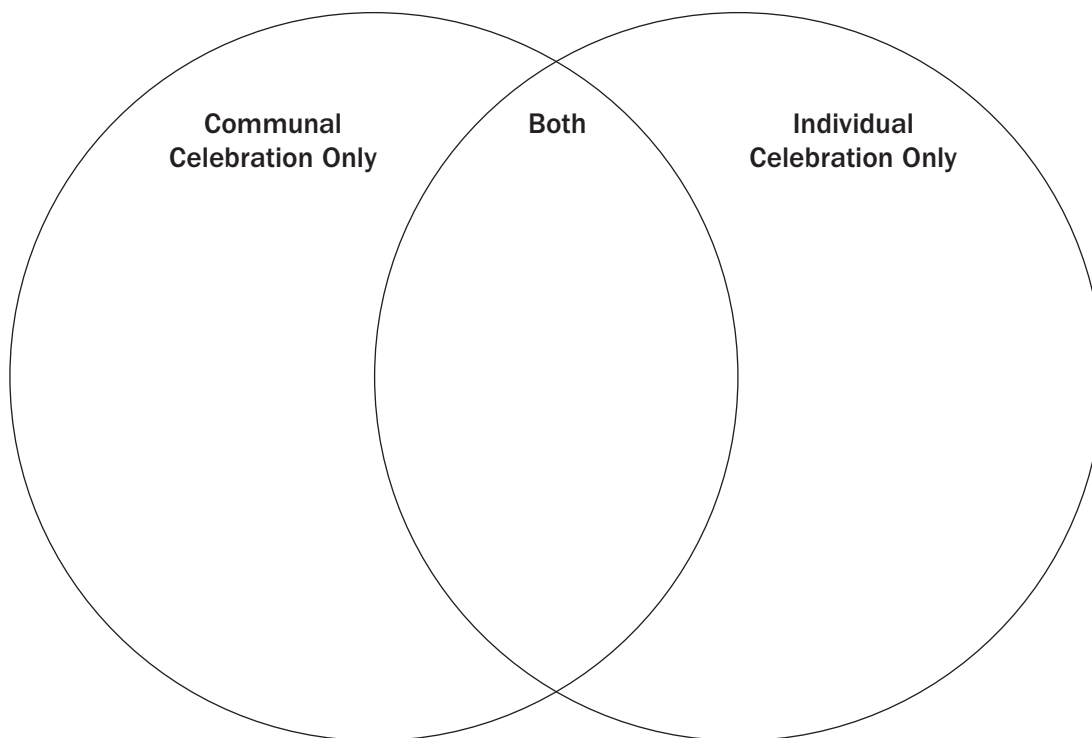
| Action |  |  |
|---|---|---|
| There is one yogurt in the refrigerator. Claire thinks it might be her sister's, but she isn't sure. She goes ahead and eats it. | | |
| Alejandro hears Fabián say something rude to Sol. Alejandro keeps walking. He doesn't want to get involved. | | |
| You agree to babysit for your neighbors on Saturday morning. On Friday night, you go to a slumber party. Late in the evening, you realize you will be tired in the morning. You text your neighbors and cancel. You apologize but do not give a reason. | | |
| Brigitte finds a \$10 bill on the ground near the concession stand. She looks around but doesn't see anyone it could belong to. She gives it to the concession-stand employee in case someone returns looking for it. | | |
| Marcus is studying for tomorrow's math test. His best friend, Jermaine, texts him. Jermaine wants to come over because his parents are arguing at home. Marcus ignores the text because he wants to do well on his test. | | |
| Your friend's brother was injured in a car accident. You do not know what to say, so you say nothing at all. | | |
| Pablo takes a new basketball out of its cardboard packaging. He learned in science that cardboard biodegrades, or breaks down, over time. He tosses the packaging in the recycling bin. | | |
| Emma walks into the lunchroom wearing a new coat. It is expensive and trendy. You wish you could buy one like it. You secretly hope Maddie spills her fruit juice all over Emma's new coat. | | |

Name _____ Date _____

Ways to Celebrate Reconciliation

Directions: Review the different ways that Catholics can celebrate the Sacrament of Reconciliation on pages 29 and 88–89 of your book. Then complete the Venn diagram below.

- On the left, write details related only to the communal celebration of Reconciliation.
- On the right, write details related only to the individual celebration of Reconciliation.
- In the middle, write details related to both.



Name _____ Date _____

Celebrating the Sacrament of Reconciliation

Directions: The Sacrament of Reconciliation is a rite. It has set parts that happen in a certain order. Review these steps on 33 and 88 of your book. Then put the steps below in order, using the numbers 1–10. Finally, write the underlined letter from each step in the corresponding box below.

_____ We pray the Sign of the Cross.

_____ I pray the Act of Contrition.

_____ I complete my penance as soon as I can.

_____ The priest counsels me and urges me to be sorry for my faults.

_____ The priest tells me to go in peace.

_____ The priest gives me a penance.

_____ We may read a Bible passage together.

_____ I receive absolution from the priest in Jesus' name.

_____ The priest welcomes me.

_____ I confess my sins.

| | | | | | | | | | |
|---|---|---|---|---|---|---|---|---|----|
| | | | | | | | | | |
| 1 | 2 | 3 | 4 | 5 | 6 | 7 | 8 | 9 | 10 |

Name _____ Date _____

Check Your Work

In addition to celebrating the Sacrament of Penance and Reconciliation, part of the conversion process is learning to “check our work” in everyday life and correct any errors we find. To do this, we can follow three steps:

1. **Pay attention** to the small sins we commit every day.
2. **Resolve** not to do them again with God’s help.
3. **Take action** to make up for them.

Directions: Read the two scenes below. Help each character “check his or her work.” Decide if the character committed a sin of omission or commission. Write a short prayer of resolution and an action that the character can take.

Gabriela met with friends Friday after school, and they decided to walk to get ice cream. As they discussed their plan, the girls saw Sophia leave school. She looked down at the sidewalk and walked home slowly by herself. The girls paused and looked at one another but remained quiet. Gabriela started to call to Sophia, but she quickly decided not to say anything. After a moment, the girls continued chatting excitedly and left as a group for the store.

| Sin of: | Prayer of Resolution | Action to Take Tomorrow |
|---------|----------------------|-------------------------|
| | | |

Cesar was nervous about his soccer game. He was going to fill in at the forward position because the star forward was injured. During the game, Cesar played well but missed a great opportunity for a goal. His team lost 2-1. On his way off the field, a teammate said that if only Cesar had gotten that goal, the team would have won. Cesar mumbled loud enough for his teammate to hear, “If you had passed better, we would’ve won.” Cesar knew that the teammate was not responsible for the loss, but he said it anyway.

| Sin of: | Prayer of Resolution | Action to Take Tomorrow |
|---------|----------------------|-------------------------|
| | | |

God’s Gift Reconciliation

Chapter 8 Blackline Master