

Name _____ Date _____

Art Print 1 shows God creating the first animals on land. What animals can you name?


God Creates the World

God is the creator of everything. He made the Earth. He created trees and plants. God made the seas and the sky, and all the animals that live on Earth, even us.

adapted from Genesis 1:11–26

God's Beautiful World

God creates a beautiful world for us. He wants us to take care of his creation. That includes animals in the air, in the sea, and on land. Draw your favorite animal below.



Name _____ Date _____

Art Print 2 shows people from different countries. God created us all. How can you show kindness to God's people?

God Creates All People

God creates all people. We might look different, but we are all like him. We are made in God's image, and we are all special to him. God loves and cares for every person.

adapted from Genesis 1:26–28

Caring For God's People

Color and cut out the picture of the world. Glue it to blue paper. Find pictures of people from different countries. Cut them out and glue them around the world.



Name _____ Date _____

Art Print 3 shows the first people God created. What else does God create?

Adam and Eve


Adam and Eve were the first people. God told Adam and Eve not to eat the fruit from a special tree. They didn't follow God's rule. They ate the fruit anyway.

Adam and Eve said no to God's love. They chose to disobey him. Because of this, we are born into sin. But don't worry. God loves us and cares for us.

adapted from Genesis 3:1-6

Choosing God

When we make good choices, we show God we love him. In the box below, draw yourself making a good choice.



Name _____ Date _____

*Art Print 4 shows the prophet Isaiah. He had a special message.
How do you share special messages?*

The Prophet Isaiah


We sin, but God loves us and wants us to be with him in Heaven.
God sent his Son, Jesus. He saves us from our sins.

Before Jesus came, God sent a man named Isaiah to share a
message. Isaiah said, "We have not followed God. But God will
send someone to help us."

adapted from Isaiah 53:6

My Message

Fill in the picture to look like you. Write a message about God in
the bubble.



Reading God's Word

A child is born, and he will rule. His kingdom will be large and
forever peaceful.

adapted from Isaiah 9:5-6

Name _____ Date _____

Art Print 5 shows women praying at Mass. What are some things you do at Mass?

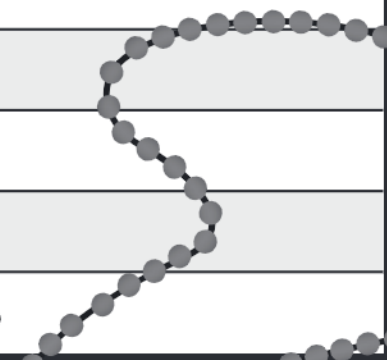
Ordinary Time

The Church uses a special calendar. The calendar shows the different seasons of the Church year. The seasons helps us know when to celebrate different events from Jesus' life. One season we celebrate is called Ordinary Time. During Ordinary Time, we learn more about Jesus' life.

Church Seasons

Make a necklace for the seasons we celebrate. String colored beads on yarn, using the key below.

Season	Color	Number of Weeks
Advent	Purple	4
Christmas	White	3
Ordinary Time	Green	7
Lent and Holy Week	Purple	5
Easter	White	7
Ordinary Time	Green	26



Did You Know?

The color of the priest's clothes at Mass and the decorations in your church show the season we are celebrating.

Name _____ Date _____

Art Print 6 shows an angel asking Mary to be Jesus' mother. What would you think if an angel visited you?

An Angel Comes to Mary


God sent an angel to Mary. His name was Gabriel. He said, "Do not be afraid. God loves you. You will have a baby boy. You will name him Jesus. He will be the Son of God."

Mary said to the angel, "I will do as God wants." Mary said yes to God.

adapted from Luke 1:26–38

Yes, God!

Decorate the letter cards. Cut them out and glue them to stiff paper squares. Punch holes in the top and string them on yarn.



Did You Know?

Gabriel also told Mary's cousin that she would have a baby.

Name _____ Date _____

Art Print 7 shows Joseph, Jesus' earthly father, lovingly holding baby Jesus. How does your family show that they love one another?

An Angel Comes to Joseph

An angel came to a man named Joseph in a dream. The angel said, "Do not be afraid. The baby that your future wife, Mary, will have is sent from God. You will name him Jesus."

God wanted Joseph to be Jesus' father on earth. Joseph said yes to God, and Jesus was born.

adapted from Matthew 1:18–25

Special Messages from God

Color the pictures below. Then cut them out. Glue them in order to a sheet of construction paper.

2

YES!

Joseph Says "Yes!"

3



Jesus is born.

1



Joseph has a Dream.

Name _____ Date _____

Art Print 8 shows two friends. How can you show that you are a good friend?

Jesus Calls Us to Be Friends

We are close to Jesus when we live as he wants us to live. We show love for Jesus when we are a good friend. Jesus said, "Love one another as I love you."

adapted from John 15:12

Friendship Flower

What makes us good friends? On each flower petal, write a word. Color and cut out the petals. Color and cut out the center circle. Glue the petals around the circle to make a Friendship Flower.



Name _____ Date _____

Art Print 9 shows Jesus healing the servant of a soldier. Who helps you when you are hurt?

A Healing Message


A soldier came to Jesus for help. "Lord," he said, "My servant is very sick. I don't deserve your help, but will you heal him? I know you can." Jesus was amazed! He had never seen such great faith.

Jesus said, "I will do it." The servant was healed at that very moment.

adapted from Matthew 8:5–13

Jesus Heals Bookmark

Jesus heals those in need. Decorate and cut out the rectangle. Use it as a bookmark.



Name _____ Date _____

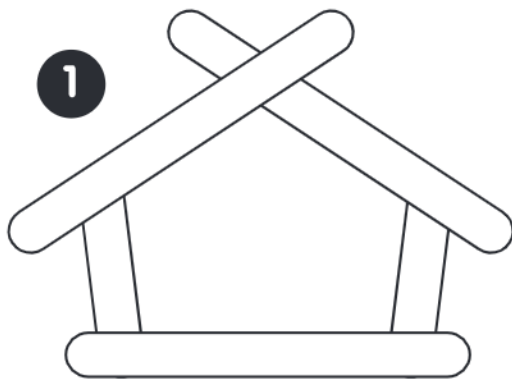
Art Print 10 shows people from today acting out the Christmas story. What might you act out if you were one of the actors?

Celebrating Advent


The Church celebrates a special season called Advent. Advent lasts four weeks. During Advent we get ready to celebrate Jesus' birth. Advent is a time to be full of joy.

Getting Ready for Jesus

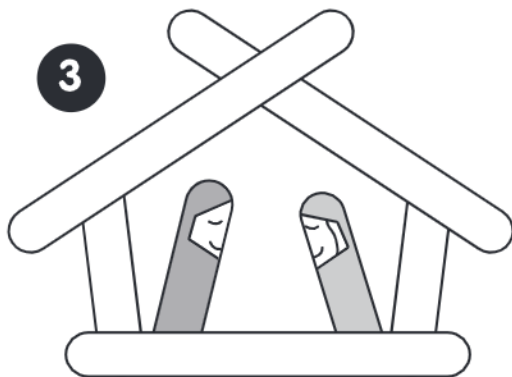
Follow the directions to make a model of the place where Jesus was born. Display it to celebrate Advent.




Form the stable.



Decorate craft sticks for Mary, Joseph, and baby Jesus.



Attach Mary and Joseph to the stable.



Attach baby Jesus to the stable.

Name _____ Date _____


Art Print 11 shows people outside a special church called St. Peter's Basilica. When are some times that you go to church?

We Are God's People

God calls each of us to love him, love one another, and love all his creation. Together we are God's people. Together we are the Church.

God Calls Me

Draw yourself in the picture frame. Then finish the sentence.



My name is _____ .

I am one of God's People.

Name _____ Date _____

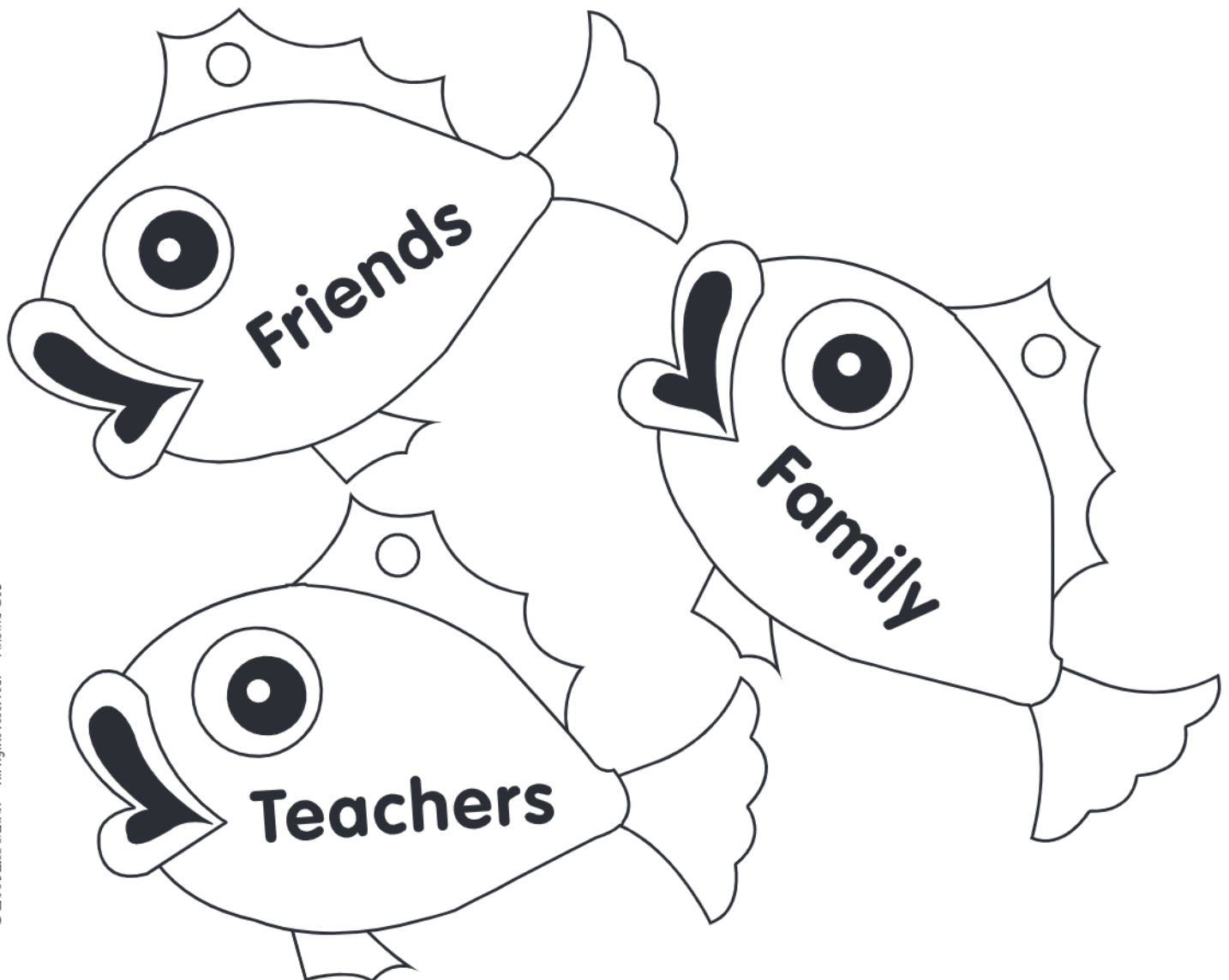
Art Print 12 shows Jesus asking men named Peter and Andrew to follow him and be his helpers. Whom do you help?

The Call

Jesus asked others to follow him and be his helpers. These helpers are called disciples. Jesus asked the disciples to help him share his message. Jesus wants everyone to follow him and be saved.

I Follow Jesus

Color the fish. Then cut them out and glue them to stiff paper. Hole punch the top fin. Then follow your teacher's directions to go fishing.



Name _____ Date _____

Art Print 13 shows Peter telling people about Jesus' love. How can you share what you know about Jesus with others?


The Holy Spirit

The Holy Spirit is a helper that God sends to each of us. We can't see the Holy Spirit, but he guides us. The Holy Spirit helps us share the Good News of Jesus.

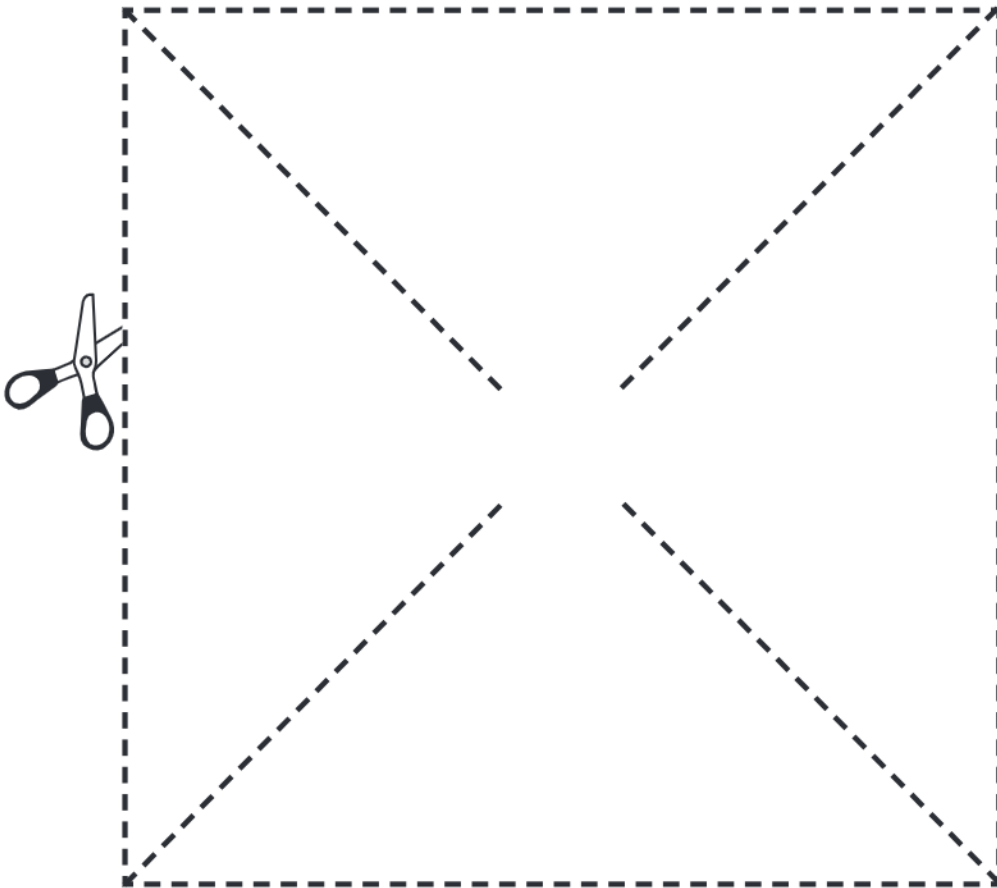
Holy Spirit Pinwheel

Draw a dove and a flame on the pinwheel. These pictures remind us of the Holy Spirit. Cut out the pinwheel. Follow the instructions to put your pinwheel together.

1. Cut



2. Fold

3. Pin
and
Attach

Name _____ Date _____

Art Print 14 shows a girl sharing food with a hungry boy. What do you share with others?

God Wants Us to Share

God wants us to share what we have. God asks us to help others in need.

God Calls Us to Share

Draw yourself sharing with the child in need.



Reading God's Word

Everyone who is part of the Church has one heart and one mind.
They share all they have.

adapted from Acts of the Apostles 4:32

Name _____ Date _____


Art Print 15 shows Mary, Joseph, and baby Jesus. Jesus is the reason for Christmas. How do you celebrate Christmas?

Jesus Is Born

Christmas Day is celebrated on December 25. We celebrate Jesus' birth. The season of Christmas starts on Christmas Eve. The season ends with a special day called the Feast of the Baptism of Jesus.

We Celebrate His Birth

Color the pictures. Cut them out and glue them onto craft sticks. Use the puppets to act out the Christmas story.



Did You Know?

After Jesus was born, three Kings visited him. They brought Jesus gifts to welcome him as a king and to show their love.

Name _____ Date _____

Art Print 16 shows a child praying before bedtime. When do you talk to God?

Our Father

Jesus wants us to talk with God. When we pray, we talk to God.
Jesus teaches us how to pray.

We honor and respect God and his name.

We ask God to show us how to live and act.

We ask God for what we need.

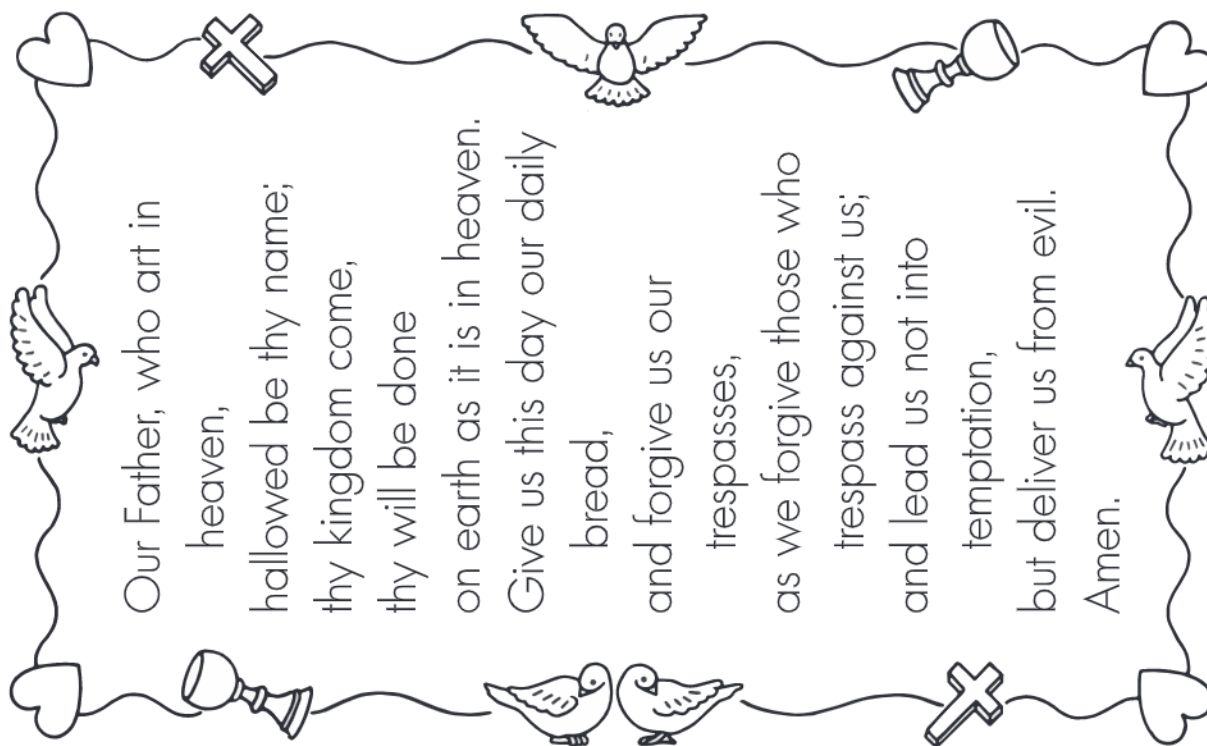
We ask God for forgiveness.

We ask God to guide us.

adapted from Matthew 6:9–13

The Lord's Prayer

Jesus gave us an example of how to pray to God, our Father. He gave us a special prayer called the Lord's Prayer. Decorate the prayer card. Take it home and learn the prayer.



Name _____ Date _____

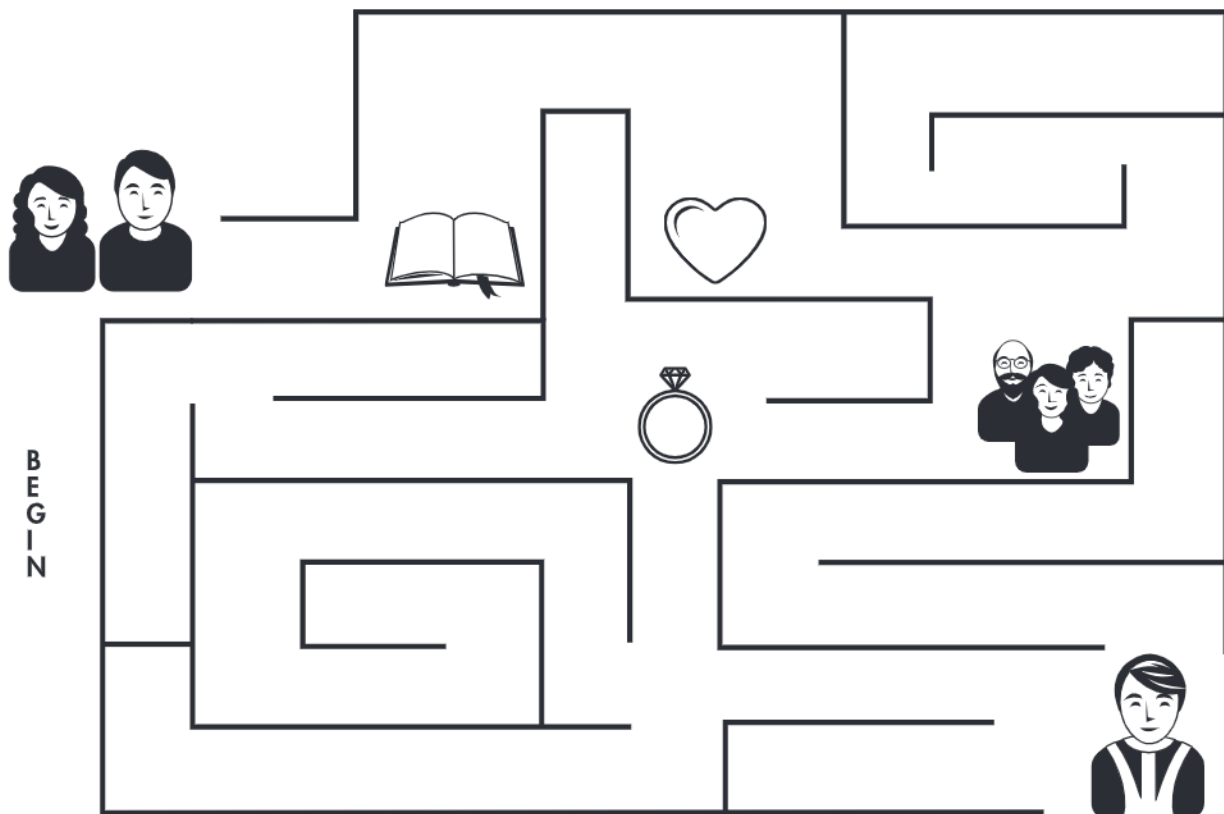
Art Print 17 shows people celebrating the Sacrament of Matrimony. We call the event a wedding. What do you know about weddings?

Signs of Love

Jesus gives us signs of his love. These signs are called sacraments. One sacrament that a man and a woman can celebrate is called the Sacrament of Matrimony. In this sacrament, a man and a woman make a promise to each other and to God. They become married.

Matrimony Maze

Complete the maze to help the man and the woman get what they need for their wedding.



Did You Know?

After the couple makes their promises, the priest prays a blessing over the couple.

Name _____ Date _____

Art Print 18 shows a baby being baptized and becoming a member of the Church. What do you know about Baptisms?

We Are Welcomed


Baptism is the first sacrament we receive. We become members of God's family, the Church. Through Baptism, we receive the Holy Spirit and are freed from original sin.

Jesus said, "Baptize them and teach them. I am with you always and forever."

adapted from Matthew 28:19–20

I Belong to the Church

Draw yourself during your Baptism.



Name _____ Date _____

Art Print 19 shows Jesus sharing a special meal with his closest friends. When do you share special meals with loved ones?


A Special Meal

Jesus shared a special meal with his friends. This meal is called the Last Supper. Today we remember this meal in a special celebration called the Eucharist.

The Eucharist is a sacrament. We give thanks to God for giving us Jesus Christ. The priest leads us in celebrating the Eucharist.

Eucharist Match

The priest acts in the person of Jesus Christ during Mass. We act as followers of Christ. Draw a line from Jesus to the priest. Draw a line from Jesus' disciples to the people at Mass. Color the pictures.



Reading God's Word

Live as the apostles taught us. Share meals and pray together.

adapted from Acts 2:42

Name _____ Date _____

Art Print 20 shows Veronica, a woman who wiped Jesus' face before he died. When has someone reached out to help you?

Jesus Wants Us to Be Forgiveness

Lent and Holy Week are the days that lead up to Easter. Holy Week includes Good Friday, the day when we remember how Jesus died on the Cross. Jesus died so that our sins can be forgiven. This means that we can live with God in Heaven too.

Lenten Paper Chain

Make a paper chain to help you think about Lent. Finish each sentence and cut out each strip. Make loops from the strips and add tape to connect the links.





The days that lead up to Easter
are _____ and

_____.



We remember how Jesus died
on the Cross on

_____.



Because Jesus died, our sins can
be _____.



Name _____ Date _____

Art Print 21 shows a big sister reading to her little sister. How do you help your family?

Making Good Choices

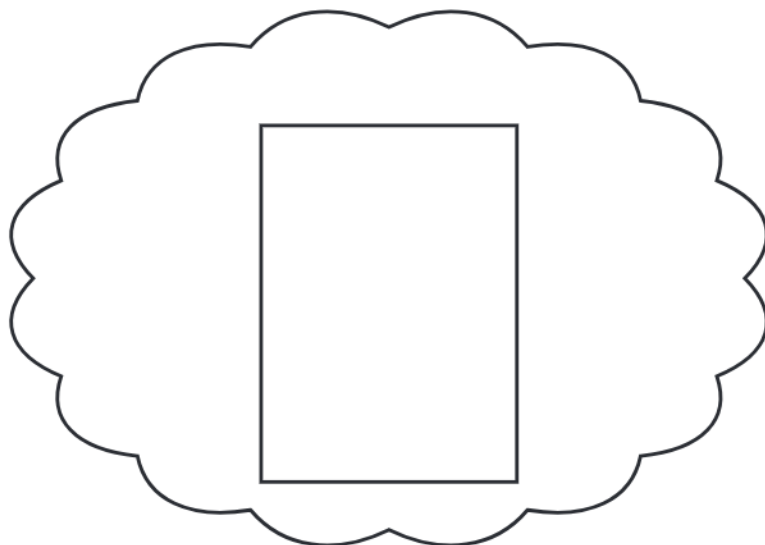

We make choices every day. Jesus wants us to make good choices. One good choice we can make is to help one another. When we make good choices, we share Jesus' love.

Jesus said, "Treat others how you want to be treated."


adapted from Matthew 7:12

The Right Thing

Draw a picture of yourself in the box on the left. Then cut out one good choice and glue it in the box on the right. Make that good choice this week.



Loving my
neighbor



Listening to
my parents



Listening to
my teacher



Being respectful
in church



Sharing my
things



Name _____ Date _____


Art Print 22 shows a family enjoying a picnic together. What are some ways your family spends time together?

Follow Jesus' Example

God asks our families to love him. He also asks our family members to love one another. We can show love by obeying our parents and respecting our brothers and sisters. We also show love by enjoying our time together. When we do this, we live like Jesus.

I Love My Family

Draw your family spending time together.



Reading God's Word

Jesus obeyed his parents. His mother kept these things in her heart.
Jesus was loved by God and everyone around him.

adapted from Luke 2:51-52

Name _____ Date _____

Art Print 23 shows a mom hugging her son. When do you give hugs?

God Forgives Us


When we are sorry, we ask for forgiveness. God forgives us when we say we are sorry. God wants us to forgive others the same way he forgives us.

Peter asked Jesus, "If someone hurts me, how many times should I forgive him?" Jesus answered, "You forgive him every time."

adapted from Matthew 18:21–22

Peaceful Hearts

Decorate both halves of the heart.



Name _____ Date _____


Art Print 24 shows Saint Vincent de Paul, who helped those who were poor. What do those who are poor need besides money?

Helping Those in Need

We can share God's love by helping those in need. People should have what they need, such as food, water, shelter, and friendship. God wants us to help and care for those who do not have what they need.

Giving Others What They Need

Look at the picture on the left. In the box on the right, draw or glue a picture of what that person might need.



Name _____ Date _____

Art Print 25 shows a friend of Jesus' finding angels in Jesus' tomb. The angels appeared in the tomb after Jesus rose from the dead. How do you and your family celebrate Easter?

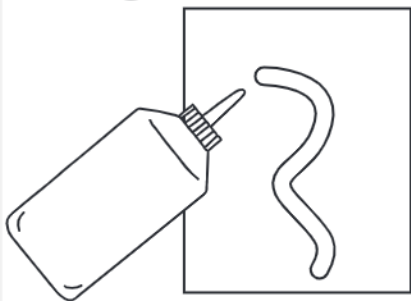
Jesus Is Risen

Easter is a joyful season. During Easter, we celebrate that Jesus rose from the dead. We are happy because Jesus promised to be with us always.

Easter Cross

Follow the steps below to make a stained-glass Easter Cross.

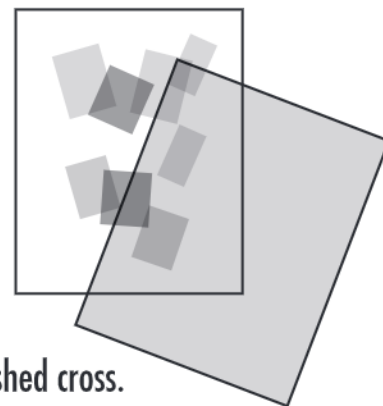
1 Spread glue.




2 Add tissue paper bits.



3 Add wax paper on top.



4 Glue cross outline to wax paper.



5 Cut out finished cross.



Reading God's Word

The angel told the woman, "Do not be afraid. You are seeking Jesus. He is not here. He has been raised from the dead."

adapted from Matthew 28:5-6