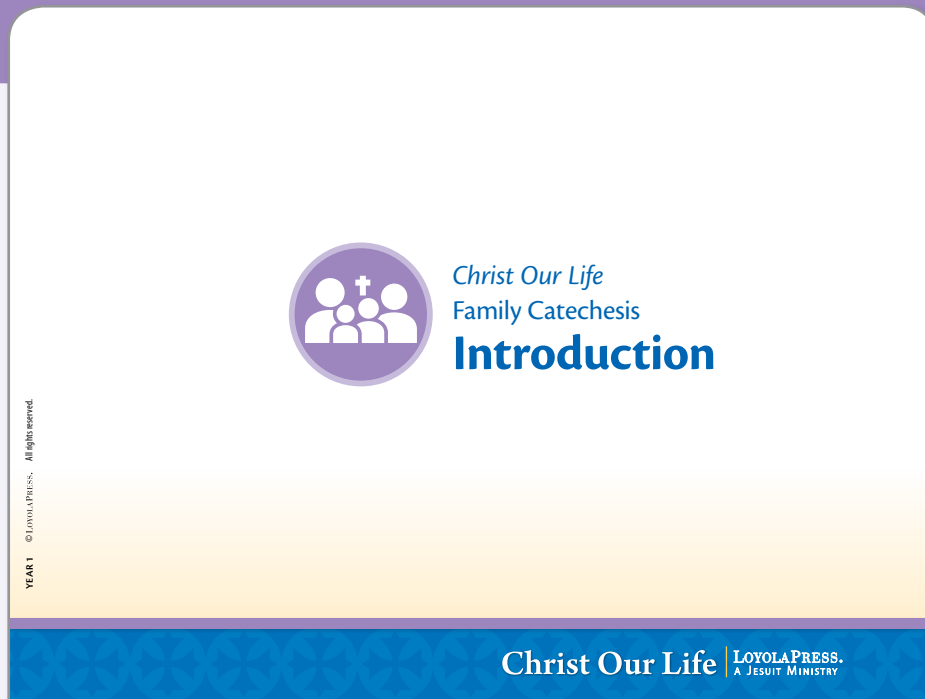


# INFORMATIVE PRESENTATION 1



*In advance of this presentation, review the slides and notes. Make any adjustments to reflect your parish's process.*

*Display this opening slide as participants enter the room. After participants are settled, introduce yourself and explain your role in the parish and program.*

**Say:** Thank you for participating in *Christ Our Life Family Catechesis*. Today I will introduce you to this wonderful program and describe our roles within it.

## Presentation Overview

- Define family catechesis.
- Explain how it works.
- Outline what you need.



© Loyola Press. All rights reserved.

© LOYOLA PRESS. All rights reserved. 4592

Christ Our Life | LOYOLA PRESS.  
A JESUIT MINISTRY

**Say:** In this first presentation, I'll explain what family catechesis is and how our program will run.

Then we will do a second presentation that explains the program's online resources. We'll have time for questions after both. Let's begin.

**What Is Family Catechesis?**

**Family-Centered Faith Formation**

- Flexible
- Engaging
- Community building

The infographic features two house icons. The first house, labeled 'Lesson 1', has a purple roof, a cross on top, and a colorful stained-glass window. Inside, there are silhouettes of people. A red arrow points from this house to a second house, labeled 'Lessons 2-5', which has a blue roof and a chimney. Inside, there are silhouettes of a family. The background is a light blue gradient. At the bottom, there is a blue banner with the text 'Christ Our Life' and 'LOYOLA PRESS. A JESUIT MINISTRY'.

Explain what family catechesis is. A brief description is provided, but you may wish to define it based on your approach.

**Say:** According to the *National Directory for Catechesis*, “Family-centered catechetical programs are opportunities for parents to catechize their children directly, for spouses to catechize each other and for children to catechize one another and their parents.” (p. 259)

In *Christ Our Life* Family Catechesis, you will guide your child's formation in the faith. While the program provides you flexibility and resources to help you succeed in this role, your presence is the most important aspect; being present as your child grows in our Catholic faith is a wonderful gift.

As part of this program, we will gather for one group faith formation meeting per month. These meetings will feature a variety of activities that support the upcoming themes in *Christ Our Life*. Through these engaging activities, we'll nurture our Catholic faith and build community with other families in our parish.



## How It Works

**Part Topics**

- Part 1: The Creed
- Part 2: The Sacraments
- Part 3: Moral Life
- Part 4: Prayer
- Part 5: New Evangelization

**Seasonal Lessons**

- Advent/Christmas
- Lent/Holy Week/Easter

**Christ Our Life** | LOYOLAPRESS.  
A JESUIT MINISTRY

**Say:** *Christ Our Life* Family Catechesis takes the 25 chapters of your child's book and organizes them into five parts. The first four parts are based on the four pillars of the Catholic Church—the Creed, the Sacraments, Moral Life, and Prayer. The fifth part focuses on the New Evangelization, which is the Church's call to help bring about faith and conversion to Christ.

Each monthly meeting will introduce the part theme being covered over the next month. We'll provide background information and support so you're prepared to guide your children through their chapters.

We will also come together for two meetings using liturgical season lessons from the Special Seasons and Lessons section of your child's book.

*Read aloud the two seasonal lesson titles on the slide.*

*Note: If your parish's religious education program chooses to administer the parts in a different order, prepare and distribute an outline showing that order.*

## What We'll Do Together

**Each monthly meeting has three sections.**

**Welcome** (15 minutes)


- For children and parents
- Introduces part theme through prayer, Scripture, and discussion
- Children dismissed to grade-level classrooms to discuss first chapter

**Connect** (30 minutes)

- For parents only
- In-depth coverage of part theme through multimedia and discussion

**Close** (15 minutes)

- For parents only
- Summarizes part theme through prayer, discussion, and multimedia



Christ Our Life LOYOLA PRESS. A JESUIT MINISTRY

*Explain the Christ Our Life Family Catechesis process.*

**Say:** Each monthly meeting has three sections: Welcome, Connect, and Close. During the Welcome, we will introduce the part theme to you and your children together. After the Welcome section is concluded, your children will leave to join their grade-level catechists to complete the first chapter of the part.

While your children meet with their grade-level catechists, you will stay for the Connect and Close sections of our meeting. We will spend approximately 45 minutes expanding on the part theme through the use of multimedia, group prayer, discussion, and Scripture readings.

*Adjust the section below if you plan to have grade-level catechists bring the children back after the session is completed.*

**Say:** The Connect and Close sections will end about 15 minutes before your children complete their chapter with their grade-level catechists, so you can stay and visit with other parents, ask questions, or walk over to your child's classroom.

## What You'll Do at Home

### After each meeting

- Use the remainder of the month to teach your child at your own pace, using the grade-level **At-Home Edition** and your **child's book**.
- Complete the **Interactive Session Review**, an online assessment, after each chapter to gauge your child's understanding (when applicable).



© Loyola Press. All rights reserved.

Christ Our Life | LOYOLA PRESS.  
A JESUIT MINISTRY



### Tip

Refer to the *Christ Our Life* Director Guide for more information on the At-Home Edition and Interactive Session Reviews.

**Say:** After each meeting, you will have the rest of the month to teach your child the remaining four chapters of that part. To guide you through each chapter, you will use an online resource called the At-Home Edition in conjunction with your child's book. As you have the whole month, you can teach when and how it works best for your family. That could mean one chapter per week or all four chapters in one day. You can teach around the kitchen table or in the backyard. You choose what works best to help you teach your child the Catholic faith.

*Determine how the Interactive Session Reviews will be managed in your parish and adjust the language below as necessary.*

**Say:** And, after most chapters, your child will complete an Interactive Session Review online and email the results to me. This will help you gauge your child's understanding of the faith concepts taught. While most chapters will have an Interactive Session Review, a few chapters in each grade will not.

**What You'll Need**

**Grade-Level At-Home Edition**

**Your Child's Grade-Level Book**

**Interactive Session Reviews**

[www.christourlife.com/family](http://www.christourlife.com/family)

**Christ Our Life** LOYOLA PRESS. A JESUIT MINISTRY

**Say:** The three things you will need are your child's book, the At-Home Edition, and the Interactive Session Reviews. Children will receive their *Christ Our Life* book from their grade-level catechist at the first monthly meeting. The At-Home Edition and Interactive Session Reviews can be accessed online.


We will discuss the online resources further in the second presentation.



**Tip**

Information regarding online resources will be available in the second presentation.

**Your Questions**



**Christ Our Life** | **LOYOLAPRESS.**  
A JESUIT MINISTRY

© Loyola Press. All rights reserved.

© LOYOLA PRESS. All rights reserved. 4592

*Use this slide to conclude the presentation and to answer any questions that participants may have.*

**Say:** Are there any questions? Keep in mind, I will expand on the online resources in the second presentation.

*After questions have concluded, either take a short break or move directly into the second presentation.*