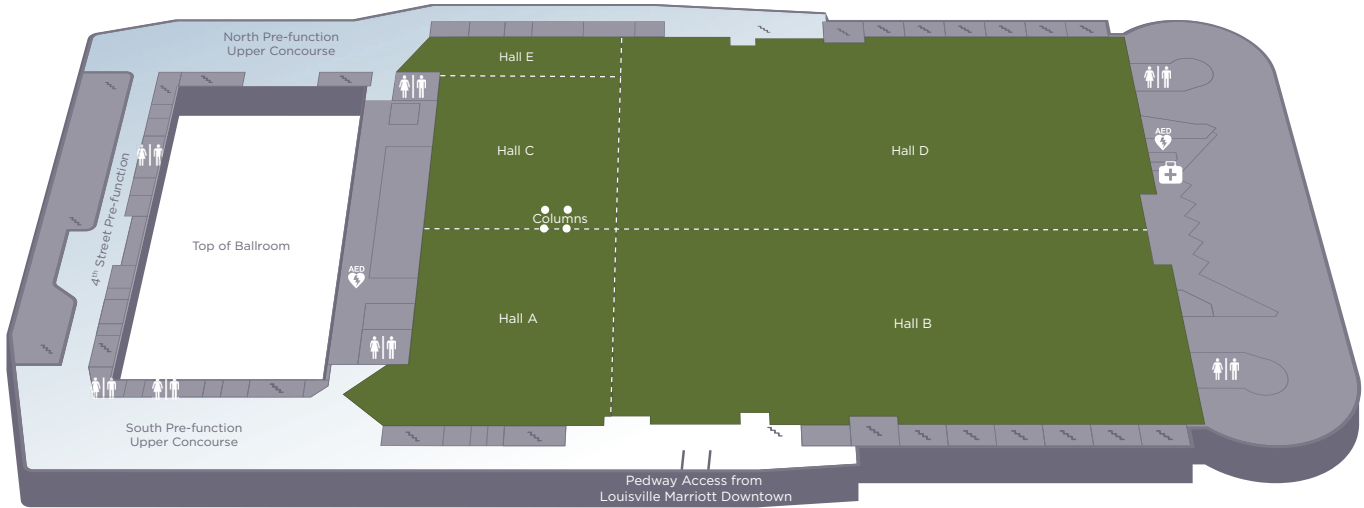
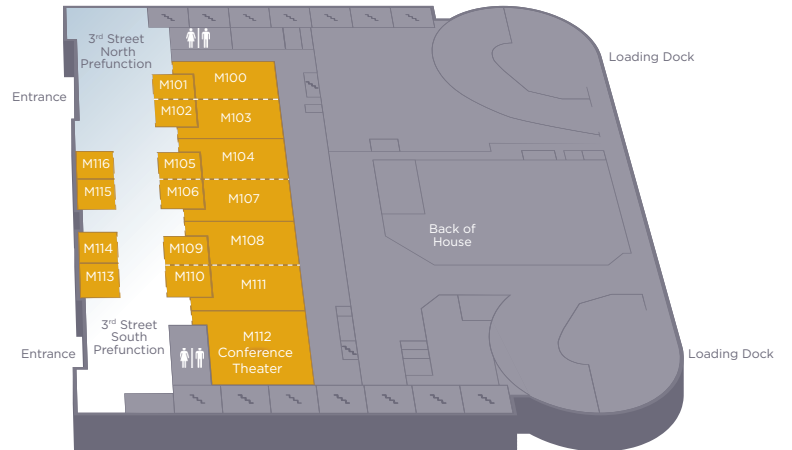
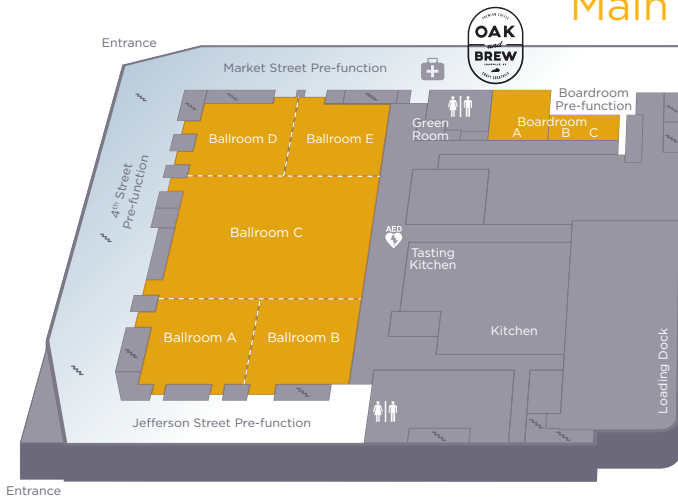


# Kentucky International Convention Center FLOOR PLANS

## Upper Concourse



## Main Concourse



## Lower Concourse



# Kentucky International Convention Center

## ROOM CAPACITIES

### Upper Concourse

Space	Dimensions	Sq. Ft.	Ceiling Ht.	60" Rounds	72" Rounds	Classroom	Theater	10x10 Booths	Combined
<b>Exhibit Hall – All Halls</b>	<b>384' x 502'</b>	<b>204,169</b>	<b>32'</b>	<b>10792</b>	<b>10850</b>	<b>13,492</b>	<b>19,525</b>	<b>1039</b>	
Exhibit Hall A	132' x 180'	27,633	32'	1280	1260	1,584	2,573	121	
Exhibit Hall B*	177' x 363'	66,063	32'	3216	3650	4,352	6,330	342	
Exhibit Hall D*	210' x 376'	80,136	32'	4032	4220	4,864	7,826	406	
Exhibit Hall C**	210' X 165'	23,240	32'	1104	1304	1,308	2,298	113	30,337
Exhibit Hall E**	132' x 45'	7,097	32'	264	270	384	649	24	

\* Exhibit Halls D and B each include an Overlook Suite.

\*\* Exhibit Hall C and E cannot be booked individually. They must be used in conjunction with another space – i.e. C/E, A/C, D/E, A/C/E.

**Note:** Square footage totals are usable square feet, therefore they may not equal the total sum of dimensions precisely.

### Main Concourse

Space	Dimensions	Sq. Ft.	Ceiling Ht.	60" Rounds	72" Rounds	Classroom	Theater	10x10 Booths	U Shape	Hollow Square	Combined
<b>Ballroom – All</b>	<b>296' x 136'</b>	<b>39,690</b>	<b>30'</b>	<b>2592</b>	<b>2200</b>	<b>3,200</b>	<b>4,900</b>	<b>198</b>	<b>na</b>	<b>na</b>	
Ballroom A	68' x 85'	5,360	30'	280	300	384	663	na	na	na	
Ballroom B	68' x 85'	5,460	30'	328	300	360	630	na	na	na	
Ballroom C	135'x 136'	17,952	30'	1152	1000	1,248	2,376	88	na	na	
Ballroom D	68' x 85'	5,440	30'	280	300	384	663	na	na	na	
Ballroom E	68' x 85'	5,478	30'	328	300	360	630	na	na	na	
Boardroom A	40' x 58'	2,028	12'	na	na	na	na	na	na	32	
Boardroom B	25' x 26'	625	12'	32	30	32	50	na	20	24	
Boardroom C	26' x 27'	572	12'	32	30	32	50	na	20	24	
Boardroom B-C	26' x 53'	1,197	12'	64	60	80	110	na	36	40	
M100	44' X 57'	2,464	16'	160	120	156	299	na	48	56	5,040
M103	44'x57'	2,576	16'	160	120	156	299	na	48	56	
M101	30' X 26'	870	12'	48	40	52	98	na	20	24	1,740
M102	30' X 26'	870	12'	48	40	52	98	na	20	24	
M104	44' X 57'	2,576	16'	160	120	156	299	na	48	56	5,152
M107	44' X 57'	2,576	16'	160	120	156	299	na	48	56	
M105	30'x26'	870	12'	48	40	52	98	na	20	24	1,740
M106	30'x26'	870	12'	48	40	52	98	na	20	24	
M108	44' X 57'	2,465	16'	160	120	156	299	na	48	56	4,973
M111	44' X 57'	2,508	16'	160	120	156	299	na	48	56	
M109	30' X 26'	900	12'	48	40	52	98	na	20	24	1,800
M110	30' X 26'	900	12'	48	40	52	98	na	20	24	
M112 Conference Theater	na	4,690	na	na	na	160	na	na	na	na	
M113	30' X 25'	754	12'	48	40	44	77	na	20	24	
M114	30' X 25'	754	12'	48	40	44	77	na	20	24	
M115	30' X 25'	841	12'	48	40	44	77	na	20	24	
M116	30' X 25'	841	12'	48	40	44	77	na	20	24	

**Note:** Square footage totals are usable square feet, therefore they may not equal the total sum of dimensions precisely.

# Kentucky International Convention Center

## ROOM CAPACITIES

### Lower Concourse

Space	Dimensions	Sq. Ft.	Ceiling Ht.	60" Rounds	72" Rounds	Classroom	Theater	10x10 Booths	U Shape	Hollow Square	Combined
L001	26' X 28'	696	12'	32	30	36	62	na	20	24	
L002	27' X 27'	728	12'	32	30	32	55	na	20	24	
L003	26' X 30'	700	12'	32	30	36	55	na	20	24	
L004	20' X 59'	2,844	12'	80	60	88	106	na	44	48	
L005	30' X 42'	1,260	12'	64	60	80	98	na	28	32	2,326
L009	26' X 42'	1,066	12'	64	60	72	83	na	28	32	
L006	28' X 58'	1,682	12'	80	80	96	192	na	44	48	
L007	28' X 29	783	12'	32	40	44	71	na	20	24	1,566
L008	28' X 28'	783	12'	32	40	44	83	na	20	24	
L010	30' X 42'	1,189	12'	64	60	79	98	na	28	32	2,281
L014	26' X 42'	1,092	12'	64	60	72	83	na	28	32	
L011	28' X 28'	783	12'	32	40	44	83	na	20	24	1,623
L012	28' X 29'	840	12'	32	40	44	71	na	20	24	
L013	28' X 58'	1,456	12'	80	80	96	192	na	44	48	
L015	30' X 42'	1,189	12'	64	60	79	98	na	28	32	1,943
L019	26' X 42'	754	12'	64	60	72	83	na	28	32	
L016	28' X 57'	1,540	12'	80	80	96	192	na	44	48	
L017	28' X 28'	784	12'	32	40	44	71	na	20	24	1,568
L018	28' X 28'	784	12'	32	40	44	83	na	20	24	
L020	27' X 40'	1,107	12'	64	60	80	125	na	28	32	
L021	13' X 24'	286	12'	16	20	16	24	na	12	16	572
L022	13' X 22'	286	12'	16	20	16	24	na	12	16	
L023	17' X 35'	595	12'	24	30	40	62	na	20	24	
L024	17' X 34'	595	12'	24	30	32	52	na	20	24	
L025	21' X 29'	609	12'	40	30	32	60	na	20	24	
L026	27' X 50'	1,300	12'	80	70	87	174	na	38	42	
L027	26' X 29	754	12'	48	30	40	94	na	20	24	
L028	29' X 27'	702	12'	32	30	32	86	na	20	24	
L029	27' X 26'	648	12'	32	30	32	83	na	20	24	
L030	26' X 29'	728	12'	40	30	32	86	na	20	24	

**Note:** Square footage totals are usable square feet, therefore they may not equal the total sum of dimensions precisely.