

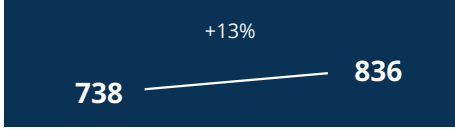


Fall 2025 Census Snapshot

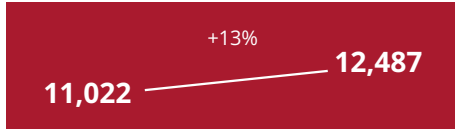
FALL 2024

FALL 2025


Headcount



Student Credit Hours



Headcount by Classification



- Freshman (57.06%)
- Sophomore (16.51%)
- Junior (14.11%)
- Senior (12.08%)
- Transient (0.24%)

First-Time Freshmen

290

New Transfers

77

Degree-Seeking

833

Receive Financial Aid
87%

Receive PELL
76%

Receive HOPE
9%

Receive State Aid
31%

Receive Institutional Aid
33%

Male

54%

Female
46%

Full -Time

99%

Part-Time
1%

In-State

59%

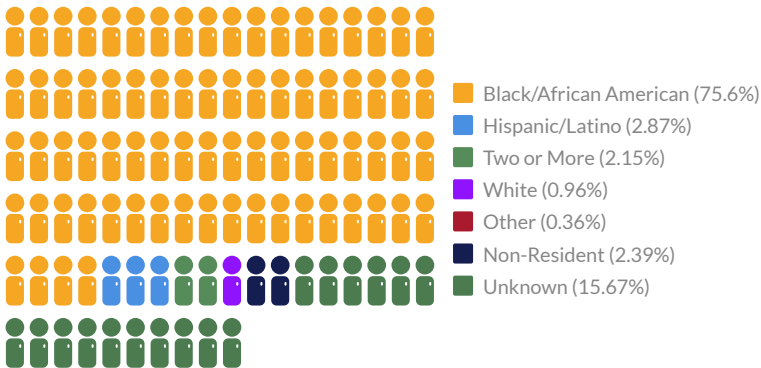
Out-of-State
41%

International

2.4%

Domestic
97.6%

Headcount by Race and Ethnicity



Residential

81%

Non-Residential
19%

Average Age

20

Range
17 - 63

402

Business, Social,
and Behavioral
Sciences

196

Liberal Studies

184

Natural and
Physical Sciences

43

Religion
and Education

11

Undecided

Non-Degree
Seeking

3