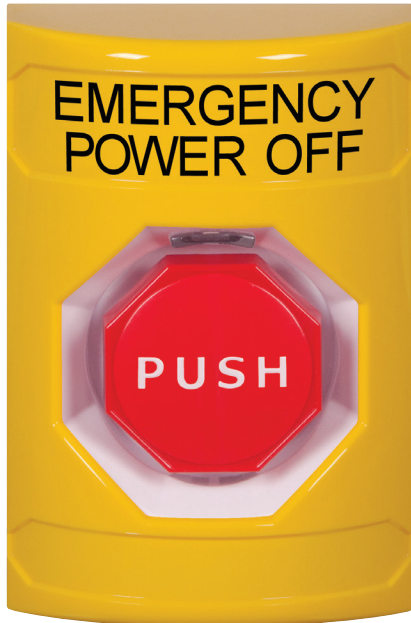


STI STOPPER® STATION SERIES



KEY FEATURES

General Information

- Multipurpose push button switches cover a wide range of applications both indoors and outdoors.
- Three year guarantee against breakage of polycarbonate in normal use (one year on electro mechanical and electronic components).

Design

- Unique, curved design helps protect against accidental activation.

Construction

- Station housing molded of tough polycarbonate.
- UL Listed to U.S. and Canadian safety standards (excludes pneumatic SS2xy8).
- Momentary models used with LT-1UL Latching Timer Module are Listed for access control.
- Stainless steel backplate.
- Push buttons are ADA Compliant (excludes SS2xy3).

Installation

- 5VA flammability rating on backplate and spacer.
- Typical working properties of polycarbonate are -40° to 250°F (-40° to 121°C).

Options

- Your choice of colors — red, green, yellow, white, blue or orange.
- Standard or custom text or hi-res logo.
- Custom text in any language.
- Protect with STI indoor/outdoor protective covers.

PRODUCT OVERVIEW

These ADA Compliant, multipurpose push button switches cover a wide range of applications both indoors and outdoors. They're called Stopper Stations. They incorporate a unique, patented design that helps dramatically to stop accidental activation. A number of standard models are available or we can create custom units to meet your needs exactly. You have your choice of any of six universal shell colors, several button styles, standard or custom wording and language.

HOW THEY WORK

Because of their superior, patented design combined with quality construction throughout, you can expect outstanding performance for years to come. In fact, many STI customers are surprised to find that all this quality is available at no increase in price. Plus, customers appreciate the option to protect the switches with STI protective covers that carry a three year guarantee against breakage in normal use, one year on electro mechanical and electronic components. For indoor applications, you can order your Stopper Station with a pre-alarm cover to help stop malicious and accidental activation.

STI Stopper® Station Series

Dimensions and Technical Information

UNIQUE BUTTON FEATURES

Models SS2xy0, SS2xy1, SS2xy3, SS2xy4

- Interchangeable or replaceable N.O. or N.C., SPST gold-plated contact blocks rated for 3 amps @ 600 VAC or 1 amp @ 250 VDC.
- Standard switch includes one N.O. and one N.C. contact. Holds up to three individual isolated contacts.
- Rated for 6000 operations (excludes SS2xy3).

Note: some standard single gang boxes need additional depth. To add 5/8" depth, order KIT-102722-color (B=blue, G=green, R=red, Y=yellow, W=white, E=orange).

Models SS2xy2, SS2xy5, SS2xy9

- Two (2) Form "C" contacts, DPDT, rated 10 amps @ 125/250 VAC, 6 amps @ 30 VDC.
- Multicolor illumination bar 12-24VAC/VDC LED (LED color options: red, green, and white).*
- 100,000 operations.

Model SS2xy6

- Two (2) Form "C" contacts, DPDT, rated 10 amps @ 125/250 VAC, 6 amps @ 30 VDC.
- 12-24VAC/VDC LED.*
- 100,000 operations.

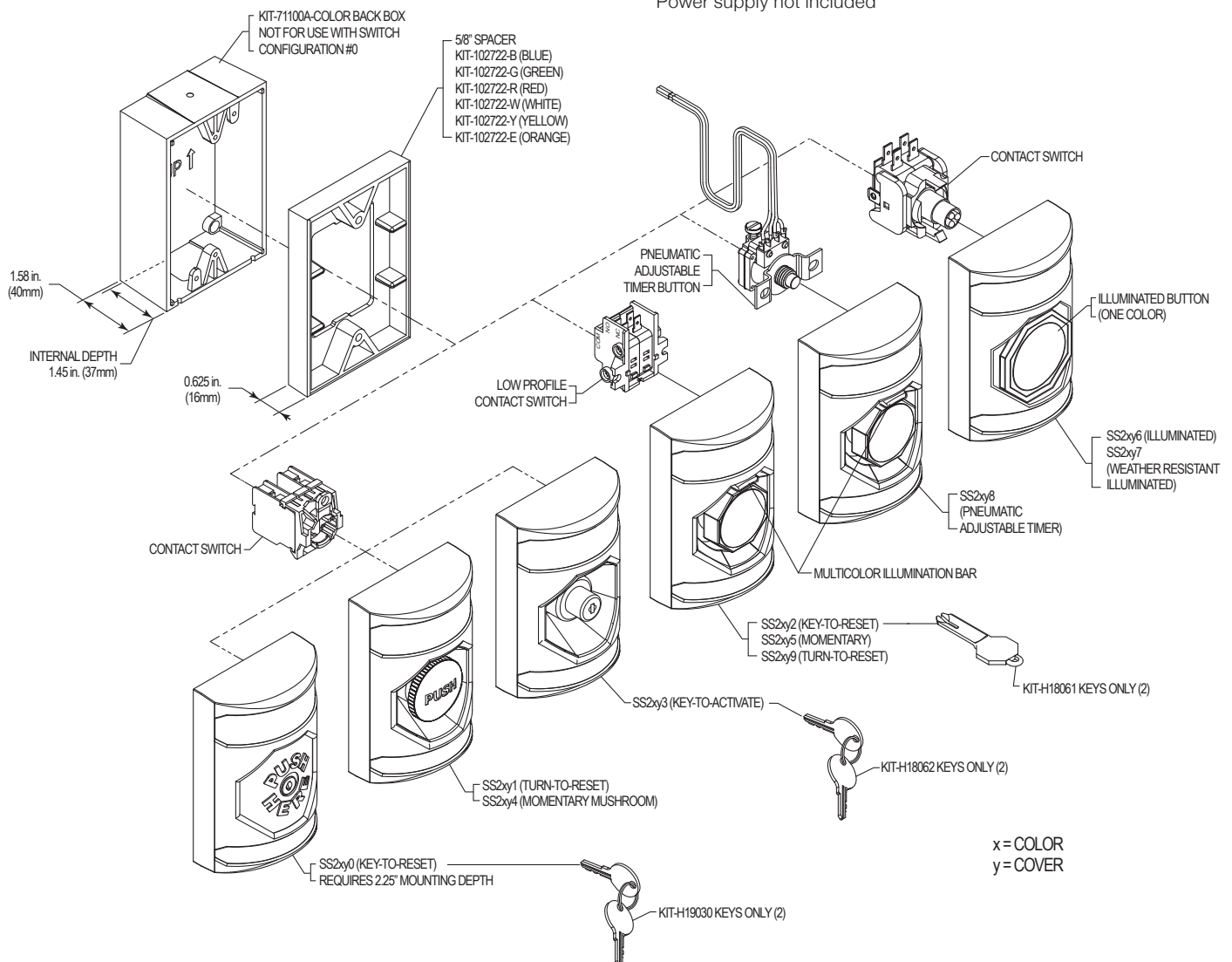
Model SS2xy7

- Two (2) Form "C" contacts, DPDT, rated 10 amps @ 125/250 VAC, 6 amps @ 30 VDC.
- Operating range -31°F to 150°F (-35°C to 66°C).
- 12-24VAC/VDC LED.*
- Weather resistant, suitable for indoor or outdoor use without a cover.
- 100,000 operations.

Model SS2xy8 - Not UL Listed.

- Switch rating 10 amps resistive at 120-240 VAC and has a timer range: 4 - 60 seconds ($\pm 15\%$) with repeat accuracy $\pm 10\%$.
- Indoor use only. Not recommended for outdoor/water applications, temperature range of button 15° to 120°F (-9° to +49°C).
- Timer life of over 1,000,000 operations.
- Pneumatic adjustable timer opens or closes a circuit and has a timed delay before reset. No electricity to operate.
- Multicolor illumination bar 12-24VAC/VDC LED (LED color options: red, green, and white).*
- Ideal for security applications.
- 1 Form Z, 1 N.O. and 1 N.C. contact.

* Power supply not included



STI Stopper® Station Series

Dimensions and Technical Information

APPROVALS & WARRANTY

It has been tested and approved or listed by:

- UL/cUL Listed under File No. S7255 (SS2xy8 models excluded)
- CSA Certified to C22.2 No. 205 (SS2xy8 models excluded)
- SS2xy7 models: covered under the UL/cUL Listing for indoor or outdoor use without a cover
- UL 294 compliant when used with LT-1UL models
- ADA Compliant (SS2xy3 models excluded)

WARRANTY

Three year guarantee against breakage of polycarbonate in normal use (one year on electro mechanical and electronic components).

Accessories

- LT-1UL** UL Latching/Timer Module
- KIT-71100A-*** Back box for switch configuration 2, 5, 6, 7, 8 and 9
- KIT-71101A-*** Back box & Spacer Kit for switch configuration 1, 3 or 4
- KIT-71102A-*** Back box & spacer kit for switch configuration 0
- KIT-E10196** N.O. contact for switch configuration 0, 1, 3 or 4
- KIT-M10197H** Replacement contact holder for switch configuration 0, 1, 3 & 4
- KIT-E10198** N.C. contact for switch configuration 0, 1, 3 or 4
- KIT-102720-*** Stackable 10mm Spacer, European and US Mounting
- KIT-102722-*** Plastic Spacer - adds 5/8" depth
- KIT-AP2100-*** Notched SS2 shell - no text
- KIT-AP2100-*ZA** Notched SS2 shell - custom text
- KIT-M10271-*** Unnotched SS2 shell - no text
- KIT-M10271-*ZA** Unnotched SS2 shell - custom text
- KIT-H19030** Two Extra Keys for switch configuration 0
- KIT-H18061** Two Extra Keys for switch configuration 2
- KIT-H18062** Two Extra Keys for switch configuration 3
- KIT-E10197H** Pack of two contact switch holders, one N.O. and one N.C. for switch configuration 0, 1, 3 or 4

* R=red, B=blue, G=green, Y=yellow, W=white, E=orange

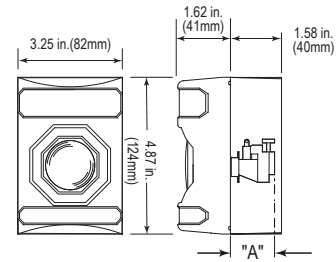
Protect your STI Stopper Station from damage or weather and help stop malicious or accidental activation.



Stopper® Station Shield
(Cover 2, A)

This inexpensive and highly durable cover, with or without alarm, was invented to mount directly onto the Stopper Station series of buttons with two tabs that snap into the Stopper Station shell. It takes hard knocks in stride while protecting the button against vandalism, damage and accidental activation. Ideal for use when space is limited. 3V lithium battery provided.

No labeling can be placed on the Stopper Station shield.



"A" - Contact Depth	
SS2xy0*	2.16"
SS2xy1	2.04"
SS2xy2	1.00"
SS2xy3*	2.13"
SS2xy4	2.04"
SS2xy5	1.00"
SS2xy6	.875"
SS2xy7	.875"
SS2xy8	1.4"
SS2xy9	1.00"

* If extra depth needed in electrical box order KIT-102722-color.



Universal Stopper®
(Covers 3, 4, 7, 8)

This indoor/outdoor cover helps stop false fire alarms and can protect Stopper Stations against damage as well as malicious or accidental activation. It consists of a clear polycarbonate shield that fits easily over any STI Stopper Station model. When it is lifted to gain access to the Stopper Station, the optional piercing 105 dB warning horn sounds. Legitimate activation is not affected. The protective cover options include: dome with or without horn, flush mount, surface mount.

Additional labeling may be placed on the Universal Stopper.

Note:

Stopper Station SS2xy7 models are UL/cUL Listed for outdoor use without a cover. All others are approved for outdoor use with an outdoor rated protective cover, excludes SS2xy8 models.

STI Stopper® Station Series

Dimensions and Technical Information

COLOR

- 0. Red
- 1. Green
- 2. Yellow
- 3. White
- 4. Blue
- 5. Orange

COVER

Flush

- 3. Universal Stopper, label shell*
- 4. Universal Stopper, horn*

Surface

- 7. Universal Stopper, label shell*
- 8. Universal Stopper, horn*

Flush or Surface

- 2. Shield
- A. Shield with sound
- 0. No Cover

*Not available for orange color

SWITCH CONFIGURATION

- 2. Key-to-Reset (Illuminated Bar)
- 5. Momentary (Illuminated Bar)
- 9. Turn-to-Reset (Illuminated Bar)
- 8. Pneumatic (Illuminated Bar)**
- 6. Momentary (Illuminated)
- 7. Weather Resistant Momentary (Illuminated)
- 0. Key-to-Reset***
- 1. Turn-to-Reset***
- 3. Key-to-Activate***
- 4. Momentary***

*Not available in orange

** Switch configuration 8 not recommended for outdoor/water applications, temperature range 15°F to 120°F.

*** Switch configuration 0, 1, 3, 4 may require spacer KIT-102722.*

(* = R, G, Y, W, B or E) to accommodate depth or a deep single-gang box.

SS2 - -

LANGUAGE

- EN = English
- ES = Spanish
- FR = French

TEXT

- AB = ABORT *
- EM = EMERGENCY
- EX = EMERGENCY EXIT
- PO = EMERGENCY POWER OFF *
- ES = EMERGENCY STOP *
- EV = EVACUATION
- XT = EXIT
- PS = FUEL PUMP SHUT DOWN *
- HV = HVAC SHUTDOWN *
- LD = LOCKDOWN *
- PX = PUSH TO EXIT
- NT = No Text
- ZA = Custom Text

* Not available with pneumatic switch configuration 8

CUSTOMIZE YOUR TEXT - text option ZA White text on blue, red and green; black text on yellow, white and orange.

CUSTOM TEXT FOR TOP OF SHELL:

2 LINES, 20 CHARACTERS EACH (INCLUDES SPACES)

ST1																			
ST2																			

CUSTOM TEXT FOR BOTTOM OF SHELL:

1 LINE, 20 CHARACTERS (INCLUDES SPACES)

SB																			
----	--	--	--	--	--	--	--	--	--	--	--	--	--	--	--	--	--	--	--

CUSTOM TEXT COVER 3, 4, 7, 8:

2 LINES, 40 CHARACTERS EACH (INCLUDES SPACES)

C1																			
C2																			



Safety Technology International

2306 Airport Road info@sti-usa.com
Waterford, MI www.sti-global.com
48327, USA Tel:248-673-9898

Taylor House
34 Sherwood Rd., Bromsgrove,
Worcs., B60 3DR, England

info@sti-emea.com
www.sti-global.com
Tel: +44 (0) 1527 520 999

Unit 7A Lockheed Avenue
Airport Business Park
Waterford X91 HWF2 Ireland