

PIX30H

**Powersports AGM Factory Activated
Super Sport - AGM Ready to Go**



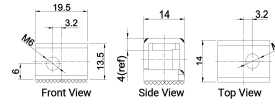
Factory-activated Powersport batteries are 100% maintenance-free, fully charged, and ready to install. With spill-proof AGM technology and rugged construction, they deliver maximum performance, safety, and reliability, making them the ideal choice for motorcycles, ATVs, UTVs, personal watercraft, and other Powersport vehicles.

Configuration Options

Performance Specs

Nominal Voltage	12.0 Volts, (6.0 cells)
Nominal Capacity	
20-hr. (A to Volts)	Ah
10-hr. (3.0A to 10.5 Volts)	30.0Ah
5-hr. (A to Volts)	Ah
1-hr. (A to Volts)	Ah
Approximate Weight	21.8lbs, (9.89kg)
Dimensions	L: 7.72in, 196.0mm
+/- 0.08 in. (+/- 2mm) for length, width, and height dimensions	W: 5.16in, 131.0mm
	H: 6.89in, 175.0mm
	TH: 6.89in, 175.0mm
Internal Resistance (approx.) mΩ	mΩ
Max Short Circuit Discharge Current	A
Operating Temperature Range	
Charge	5°F (-15°C) to 104°F (40°C)
Discharge	-4°F (-20°C) to 122°F (50°C)
Case	ABS Plastic Rated to UL94:HB
Recommended Power-Sonic Charger	PSC-126000ACX

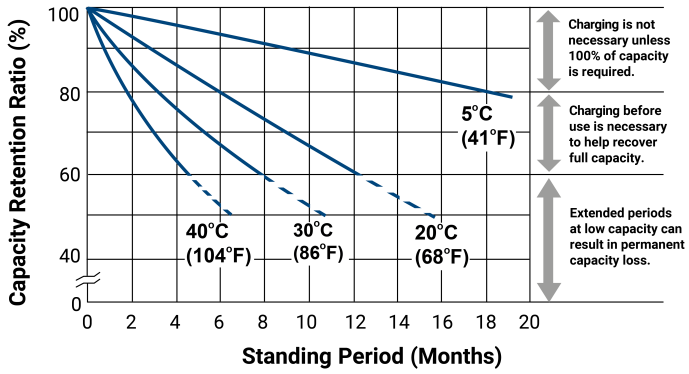
Available Terminals (mm)



Graphs

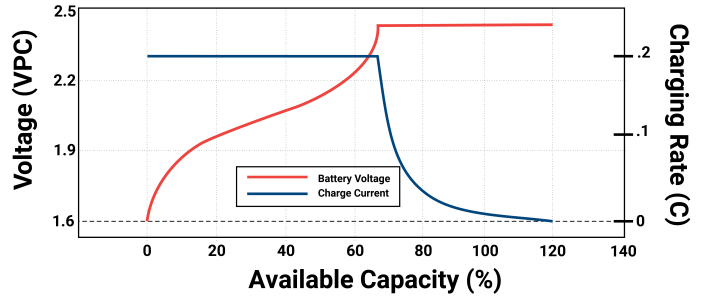
Capacity Retention SLA

CAPACITY RETENTION



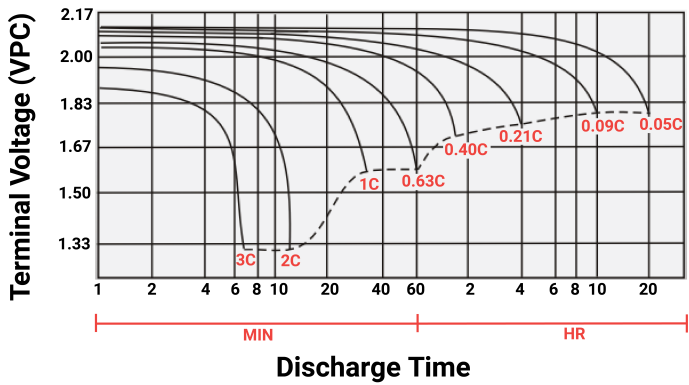
SLA Charging

CHARGING CHARACTERISTICS @ C/5 AND 25°C



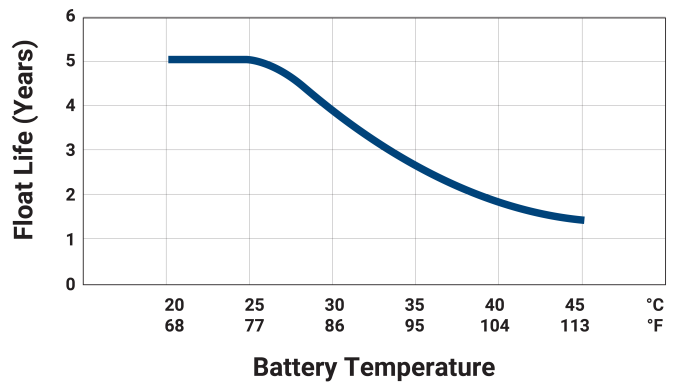
SLA Discharge Rates

Discharge Characteristics



SLA Float Life 5YR

FLOAT LIFE VS. TEMPERATURE

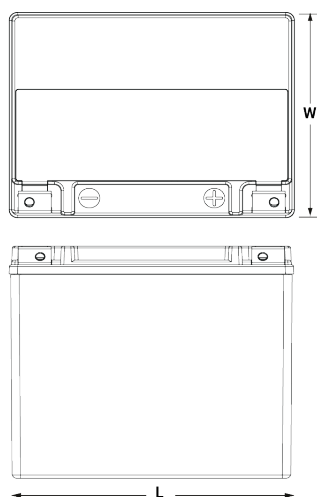


Charging

Cycle Applications: Apply constant voltage charge at 2.35VPC – 2.45VPC (14.1 to 14.7 volts for 12V Monobloc) at 20°C. The initial charging current should be set at less than C/5 Amps. Switch to float charge when the current falls to a 3% capacity rate to avoid overcharging. Stand-By or "Float" Service: Apply constant voltage charge of 2.25VPC – 2.30VPC (13.5 to 13.8 volts for 12V Monobloc) at 20°C. When held at this voltage, the battery will seek its own current level and maintain itself in a fully charged condition. Temperature Compensation: Charging voltage for both cyclic and stand-by applications should be regulated in relation to ambient temperature. As temperature rises, charging voltage should be reduced to prevent overcharge and increased as the temperature falls to avoid undercharge. For further charging information, including temperature compensation factors, see the Power-Sonic Technical Manual.

Approvals

Engineering Drawing



L: 6.65 (169)
W: 5.16 (131)
H: 6.89 (175)

Tolerances are +/- 0.04 in. (+/- 1mm) and +/- 0.08 in. (+/- 2mm) for height dimensions. All data subject to change without notice.

For Further Information

Please refer to our website, www.power-sonic.com, for a complete range of useful downloads, such as product catalogs, material safety data sheets (MSDS), ISO certification, etc.

