

GV-Cloud Bridge Pro



Introduction

GV-Cloud Bridge Pro seamlessly integrates ONVIF and GV-IP cameras with GeoVision's software and mobile app, allowing for centralized management or cloud-based monitoring.

- **Multiple Software Connectivity**
GV-Cloud Bridge Pro supports a variety of operation modes, including connecting a regular camera to *GV-Cloud VMS* for cloud-based monitoring, *GV-Center V2* or *GV-Cloud Video Watch* for central monitoring, and *GV-Recording Server / Video Gateway* for large-scale video recording and transmission. Furthermore, it enables readers or a single controller to connect to *GV-Cloud Access Control* for cloud-based access management.
- **AI-powered Monitoring and Alarm Reduction**
Equipped with People and Vehicle Detection (PVD) functionality, GV-Cloud Bridge Pro minimizes false alarms, enabling more accurate and efficient monitoring.
- **Secure VPN Connectivity**
Establish a secure VPN (virtual private network) for devices within the same LAN, eliminating the complexities of port forwarding for enhanced security.
- **Easy Mobile Access**
Connect effortlessly to the *GV-Eye* mobile app by scanning a QR code, enabling real-time, remote access to live camera feeds from any location.
- **Live Broadcasting Support**
For organizations needing live streaming capabilities, GV-Cloud Bridge Pro offers direct streaming to social media platforms like YouTube, Twitch, and more, allowing for versatile broadcasting options.

Key Features

- Up to 8 ONVIF cameras
- Up to 8-ch People and Vehicle Detection (PVD)
- Connecting cameras to GV-Cloud VMS for cloud-based video monitoring
- Connecting access control devices to GV-Cloud Access Control for cloud-based access control
 - 4-door and 8-reader access control
 - Up to 8 readers connection via a GV-Controller, or up to 8 GV-DFK1355 readers connection
- Connecting cameras to GV-Center V2 or GV-Cloud Video Watch for central monitoring
- Connecting cameras to GV-Recording Server / Video Gateway for large-scale video recording and transmitting
- Up to 16 IP devices supported with GV-VPN for a secure virtual private network
- Up to 16 virtual inputs supported for event alerts and recording triggers on input detection
- Up to 16 virtual outputs supported for remote control via GV-Center V2, GV-Cloud Video Watch, and GV-Eye
- Up to 8 GV-IP Speakers supported as audio outputs for camera channels
- Smartphone app support for live view and event alerts
- Live broadcasting on YouTube, Twitch, etc.
- Alarm output and audio alerts upon motion, AI event, or I/O input trigger

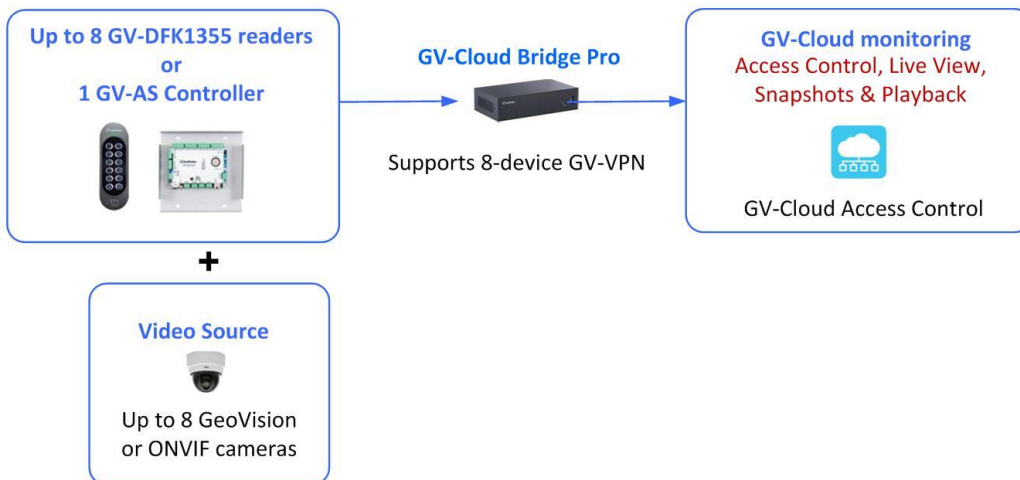
Topology Diagrams

GV-Cloud Bridge Pro supports five major operation modes between cameras, readers, controllers, IP devices, and GeoVision software: GV-Cloud VMS, GV-Cloud Access Control, GV-Center V2 / Recording Server / Video Gateway / RTMP, GV-VPN Box, and GV-Cloud Video Watch. Only one of the operation modes can be enabled at once.

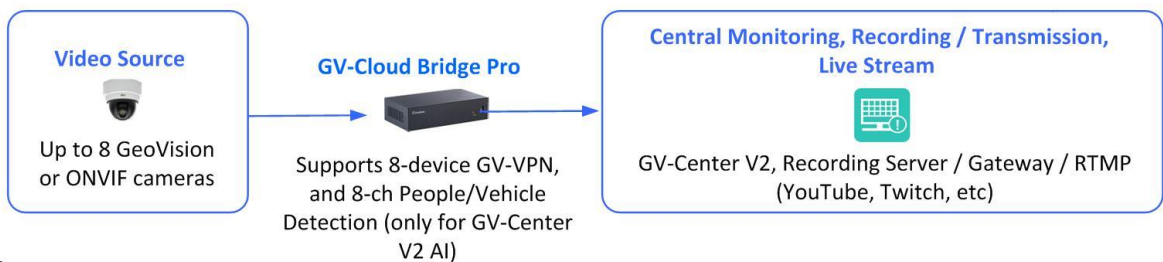
GV-Cloud VMS



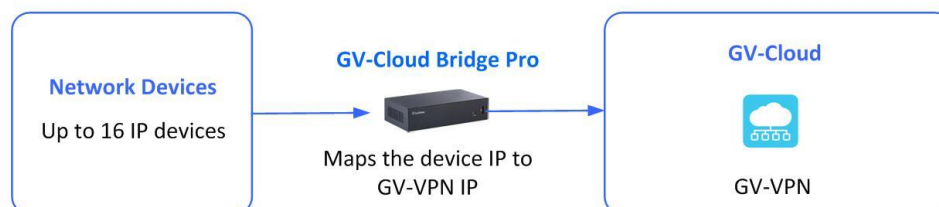
GV-Cloud Access Control



GV-Center V2, Recording Server / Video Gateway, RTMP



GV-VPN Box



GV-Cloud Video Watch



Specifications

Video			
Video Format	H.265, H.264		
Audio Format	G.711		
Network			
Interface	10/100/1000 Ethernet		
Protocol	DHCP, DNS, HTTP, ICMP, IPv4, NTP, RTMP, TCP/IP, UDP		
Mechanical			
Connector	Power	DC jack (DC 12V, 3A), PoE+ (IEEE 802.3at)	
	Ethernet	RJ-45	
	RS-485	RS-485 +/- (for GV-DFK1355 readers)	
	Memory Card Slot	microSD card (SDHC / SDXC / UHS-I, Class 10, Linux ext4 format)	
	SSD (Optional)	2.5" SSD SATA 3 interface, max. 4 TB, Linux ext4 format *The SSD Mounting Kit is required to install a SSD.	
	USB	Not functional	
LED Indicator	2 LEDs: Power, Status		
General			
Operating Temperature	0°C ~ 40°C (32°F ~ 104°F)		
Humidity	20% to 80% (no condensation)		
Weather Resistance	Indoor use only		
Power Source	12V DC, 3A / PoE+ (IEEE 802.3at) *The device can only accept one power source, either a PoE power supply or a DC power adapter. Connecting two power sources simultaneously can damage the device.		
Power Consumption	DC power adapter: 36 W (max. 3A at 12V DC) PoE power supply: 25 W (PoE+, IEEE 802.3at)		
Dimensions (W x H x D)	170.10 x 97.70 x 43.00 mm (6.7 x 3.8 x 1.7 in)		
Net Weight	688 g (1.52 lb)		
Certification	CE, FCC, LVD, RCM, UKCA compliant		
Operation			
Operation Mode	GV-Cloud VMS	Cloud VMS	Basic / Standard License: 4 channels (SD card), 8 channels (SSD) Premium License: 4 channels (SD card), 8 channels (SSD)
		GV-VPN	8 mapping devices, a maximum of 80 Mbps
		People and Vehicle Detection (PVD)	8 channels
		Mobile App	GV-Eye
	GV-Cloud Access Control	Cloud Access Control	GV-AS Controller: 1 controller GV-DFK1355 reader: 8 readers IP Camera: 8 cameras Database: 100,000 cards *Supports either up to eight readers or one controller
		Cloud VMS	Basic / Standard License: 4 channels (SD card), 8 channels (SSD) Premium License: 4 channels (SD card), 8 channels (SSD)
		GV-VPN	8 mapping devices, a maximum of 80 Mbps
	GV-Center V2 / Recording Server / Video Gateway / RTMP	Mobile App	GV-Eye
		Center V2 / Dispatch Server	4 channels (SD card), 8 channels (SSD)
		Recording Server / Video Gateway	8 channels
		RTMP	2 channels for RTMP livestream
		GV-VPN	8 mapping devices, a maximum of 80 Mbps
	GV-Center V2 / Recording Server / Video Gateway / RTMP	People and Vehicle Detection (PVD)	8 channels (only for GV-Center V2 AI version)
		Mobile App	GV-Eye

	GV-VPN Box (16 IP devices)	16 mapping devices, a maximum of 80 Mbps
	GV-Cloud Video Watch	GV-Cloud Video Watch
		GV-VPN
		People and Vehicle Detection (PVD)
		Mobile App
	GV-IO Box (4E / 8E / 16E)	4 units
	Virtual I/O	16 in / 16 out from cameras and GV-IO Box
	GV-IP Speaker	8 units
	Event Trigger *GV-VPN Box mode not supported	Event Type
		Trigger Output
	Installation Management	Web-based configuration
	Browser Support	Chrome, Edge, Firefox, Safari
	Access from Web Browser	Live View, Image Snapshot, Audio, Picture in Picture, Stats (Codec, Resolution, Audio, Bitrate, FPS, Client)
	Language	English
	Maintenance	Firmware upgrade through Web Browser or GV-IP Device Utility (V9.0.2.0 or later)
	3 rd Party IP Camera Support	Yes (ONVIF)
Application		
	Software Supported	See <i>Compatible Products</i> below.
	Smart Device Access	See <i>Mobile App</i> in <i>Compatible Products</i> below.

Note:

1. The device can only accept one power source, either a PoE power supply or a DC power adapter. Connecting two power sources simultaneously can damage the device.
2. GV-Cloud Bridge Pro offers different operation modes. Only one of them can be enabled at once. The device will restart after switching modes.
3. The GV-VPN function in the following two operation modes only supports IP device configuration, not video streaming: (1) GV-Cloud VMS / VPN + PVD, (2) GV-Cloud Access Control / VPN.
4. If both an SSD and a memory card are attached, the device will only recognize the SSD.
5. GV-Cloud Bridge Pro is not compatible with Internet Explorer.
6. Video compression of H.264 is required for RTMP streaming.
7. Specifications are subject to change without notice.

Compatible Products

- **IP Camera:** GV-IP cameras or ONVIF cameras
- **LPR Camera:** GV-LPR2812-DL
- **Software:**
 - GV-Center V2 V18.4.1 or later
 - GV-Dispatch Server V18.2.0A or later
 - GV-Recording Server / Video Gateway V2.1.1 or later
 - GV-VPN V1.1.0 or later
 - GV-Control Center V4.3.0 or later (coming soon)
 - GV-Edge Recording Manager (Windows) V2.3.1 or later
 - GV-IP Device Utility V9.0.1 or later
- **GV-Cloud VMS** (cloud-based software): V1.2.1 or later
- **GV-Cloud Access Control** (cloud-based software): V1.1.0 or later
 - GV-AS Controller (controller): GV-AS210 / 2110 / 2120, GV-AS410 / 4110 / 4111 firmware V2.60 or later
 - GV-DFK1355 (reader)
- **GV-Cloud Video Watch** (central monitoring center): (coming soon)
- **Mobile App:** GV-Eye for iOS and Android V3.3.0 or later

Note:

1. To connect GV and 3rd-party IP cameras without GV-Center V2 settings to GV-Center V2, use GV-Cloud Bridge Pro. For compatible IP Cameras that support AI events on GV-Center V2 AI through a GV-Cloud Bridge Pro connection, refer to this [document](#).

2. To connect GV and 3rd-party IP cameras to GV-Cloud VMS, use GV-Cloud Bridge Pro. For compatible IP Cameras that support AI Search on GV-Cloud VMS through a GV-Cloud Bridge Pro connection, refer to this [document](#).
3. To access 3rd-party IP cameras using the GV-Eye app, use GV-Cloud Bridge Pro.
4. To allow 3rd-party IP cameras to establish passive connections to GV-Recording Server / Video Gateway without port forwarding, use GV-Cloud Bridge Pro.
5. When working with GV-Center V2 and GV-Dispatch Server,
 - GV-Center V2 Standard / Pro used alone, or GV-Center V2 Pro used with GV-Dispatch Server Standard, do not support AI and PVD events.
 - GV-Center V2 AI used with GV-Dispatch Server AI supports AI and PVD events.

GV-Cloud VMS Licenses

To use GV-Cloud Bridge Pro with GV-Cloud VMS, select the license that best meets your surveillance requirements. GV-Cloud VMS provides three license options: **Basic**, **Standard**, and **Premium**. For details on GV-Cloud VMS licenses, see the [datasheet](#).

Basic and Standard Licenses

Camera Resolution	Storage Type	Basic	Standard
8 / 5 / 4 / 2 / 1 MP	SSD	8 CH	
	SD Card	4 CH	

Premium Licenses

As you integrate GV-Cloud Bridge Pro and GV-Cloud VMS, the following GV-Cloud VMS premium licenses are available based on the resolution of recordings to be uploaded to GV-Cloud VMS (SD, 720p, 2M, 2M / 30F, 4M, 4M / 30F) and each license specifies the frame rate and bitrate limit.

Camera Resolution	Storage Type	Maximum Channels supported by GV-Cloud VMS Premium Licenses					
		SD (640*480)	720p	2M	2M / 30F	4M ¹	4M / 30F ¹
		30 FPS + 512 Kbps	30 FPS + 1 Mbps	15 FPS + 1 Mbps	30 FPS + 2 Mbps	15 FPS + 2 Mbps	30 FPS + 3 Mbps
8 MP	SSD	8 CH	8 CH	8 CH	8 CH	8 CH ²	8 CH ²
	SD Card	4 CH	4 CH	4 CH	4 CH	4 CH ²	4 CH ²
5 / 4 MP	SSD	8 CH	8 CH	8 CH ²	8 CH ²	8 CH ¹	8 CH ¹
	SD Card	4 CH	4 CH	4 CH ²	4 CH ²	4 CH ¹	4 CH ¹
2 MP	SSD	8 CH	8 CH	8 CH	8 CH	8 CH ³	8 CH ³
	SD Card	4 CH	4 CH	4 CH	4 CH	4 CH ³	4 CH ³
1 MP	SSD	8 CH	8 CH	8 CH ³	8 CH ³	8 CH ³	8 CH ³
	SD Card	4 CH	4 CH	4 CH ³	4 CH ³	4 CH ³	4 CH ³

Note:

1. **The 4MP GV-Cloud Premium license also support 5MP resolution.** Recordings from 5MP cameras will be uploaded and stored in 5MP quality on GV-Cloud VMS.
2. **Users must manually lower the camera's resolution to match the licensed resolution;** otherwise, the sub stream resolution will be applied.
3. Higher-resolution Premium licenses can be applied to cameras with lower resolution, but this is not recommended for optimal license utilization.

Packing List

1. GV-Cloud Bridge Pro
2. Terminal Block
3. Download Guide

Accessories

Model No.	Details
GV-IO Box Series	GV-IO Box series provides 4 / 8 / 16 inputs and relay outputs, and supports both DC and AC output voltages, with optional support for Ethernet module and 4E additionally supporting PoE connection.
GV-PA301	GV-PA301 is a Gigabit Power over Ethernet (PoE) adapter.
GV-POE Switch	GV-POE Switch is designed to provide power along with network connection for IP devices. The GV-POE Switch is available in various models with different numbers and types of ports.
Power Adapter	Contact our sales representatives for the countries and areas supported.
SSD Mounting Kit	The kit consists of one SATA power cable, one SATA data cable, one mounting plate and screws.

Overview



Dimensions

