

T3M77LXK2 (Pre-wired Kit)

Access and Power Integration Solution for Mercury



Altronix T3M77LXK2 is a 14-door access and power integration kit which includes Altronix power and sub-assemblies along with factory installed wire management and wire assemblies that are pre-configured with terminal blocks for Mercury hardware. This unit provides ample power and dual voltage outputs to support Mercury platform controllers and locking devices. The T3M77LXK2 accommodates up to one (1) Intelligent Controller and seven (7) Dual Reader Interface Modules. Trove Plus simplifies field installations and provides reliable, robust critical power and control for the most demanding applications.

***Also compatible with these authentic Mercury partners:**

AccessNsite, Avigilon, BadgePass, BluBox, Feenics, Genetec, Identocard, IMRON, Johnson Controls, Kastle, Keri Systems, LockState, Maxxess, Midpoint Security, NLSS, Open Options, Panasonic i-PRO MonitorCast, Quintron, RS2, S2 Security, Schneider Electric, Vanderbilt.



T3M77LXK2 - includes (2) AL1024ULXB2, (2) ACMS8, (2) VR6, (2) PDS8, wire harnesses and finger duct

Mercury boards are not included

Key Features

- Accommodates the following Mercury controllers:
 - 1 - LP2500 and 7 - MR52
- Convenient knockout configuration:
 - One (1) single knockout - 2" Conduit
 - Two (2) double knockout - 1.25" Conduit and 1.5" Conduit
 - Thirteen (13) double knockouts - 3/4" Conduit and 1" Conduit
- Unit includes:
 - Removable backplane
 - 3" high finger duct for wire management
 - Custom Wire Harnesses for power distribution and controller connections
- 16 AWG galvanized steel backplane simplifies board layout and wire management
- Supervision
 - AC Fail
 - Low Battery and Battery Presence
- Agency Listings:
 - All Altronix components of this Trove kit are UL Listed sub-assemblies. Please refer to the Sub-Assembly Installation Guides for further information
 - UL: UL294 - Access Control System
 - cUL: CAN/ULC - s319-05 - Electronic Access Control Systems
 - CE European Conformity
- Enclosure accommodates up to four (4) 12VDC/12AH batteries
- Lifetime Warranty*

**Altronix Power Supply/Chargers and Sub-Assemblies only*

Specifications

Two (2) Power Supplies (AL1024ULXB2):

Input

Voltage	115VAC 60Hz, 8.4A max.
Input Fuse	5A/250V

Outputs

Voltage	24VDC
Current	10A @ 24VDC continuous max
Other	Overvoltage protection. Filtered and regulated

Battery Charging

Capacity	12VDC/12AH (4 within enclosure) 40AH/65AH (requires separate enclosure)
Type	Sealed lead acid or gel type
Failover	Upon AC loss, instantaneous
Batteries are sold separately	

Supervision

AC Failure	Form "C" contacts
Battery	Form "C" contacts

Indicators (LED)

Input	115VAC is present
DC Output	Powered
Battery	Discharged or not connected

Two (2) Dual Input Access Power Controllers (ACMS8):

Input

Voltage	24VDC from AL1024ULXB2 and 12VDC from VR6
Input Fuses	15A/32V

Outputs

Voltage	12VDC and/or 24VDC
Eight (8) independently controlled fused outputs	
a) Fail-Safe and/or Fail-Secure power outputs.	
Form "C" Relays rated 28VAC or VDC @ 2.5A	
b) Auxiliary power outputs (unswitched)	
c) Any combination of the above	

Output Fuses	3A/32V
--------------	--------

Indicators (LED)

Red LEDs	Outputs are triggered (relays energized)
Green LED	FACP disconnect is triggered

Two (2) Voltage Regulators (VR6):

Input

Voltage	24VDC from AL1024ULXB2
---------	------------------------

Output

Voltage	12VDC
Current	6A continuous
Other	Surge suppression

Indicators (LED)

Input	24VDC is present
Output	Powered

Two (2) Dual Input Power Distribution Modules (PDS8):

Input

Voltage	24VDC from AL1024ULXB2 and 12VDC from VR6
---------	--

Input Fuses	10A/32V
-------------	---------

Outputs

Voltage	12VDC and/or 24VDC
Any of the eight (8) power outputs are selectable to follow power Input 1 or Input 2	
Individual outputs may be set to OFF position for servicing	
Output Fuses	3A/32V

Indicators (LED)

DC Output	Eight (8) individual output LEDs
Green:	12VDC
Red:	24VDC

T3M77LXK2 Kit:

Agency Listings

All components of this Trove kit are UL Listed sub-assemblies. Please refer to the corresponding Sub-Assembly Installation Guides for further information.

CE European Conformity

Physical and Environmental:

Dimensions (H x W x D)

Enclosure:	36.12" x 30.125" x 7.06" (917.5mm x 768.1mm x 179.3mm)
Shipping:	40.75" x 35.25" x 12" (1035.1mm x 895.4mm x 304.8mm)

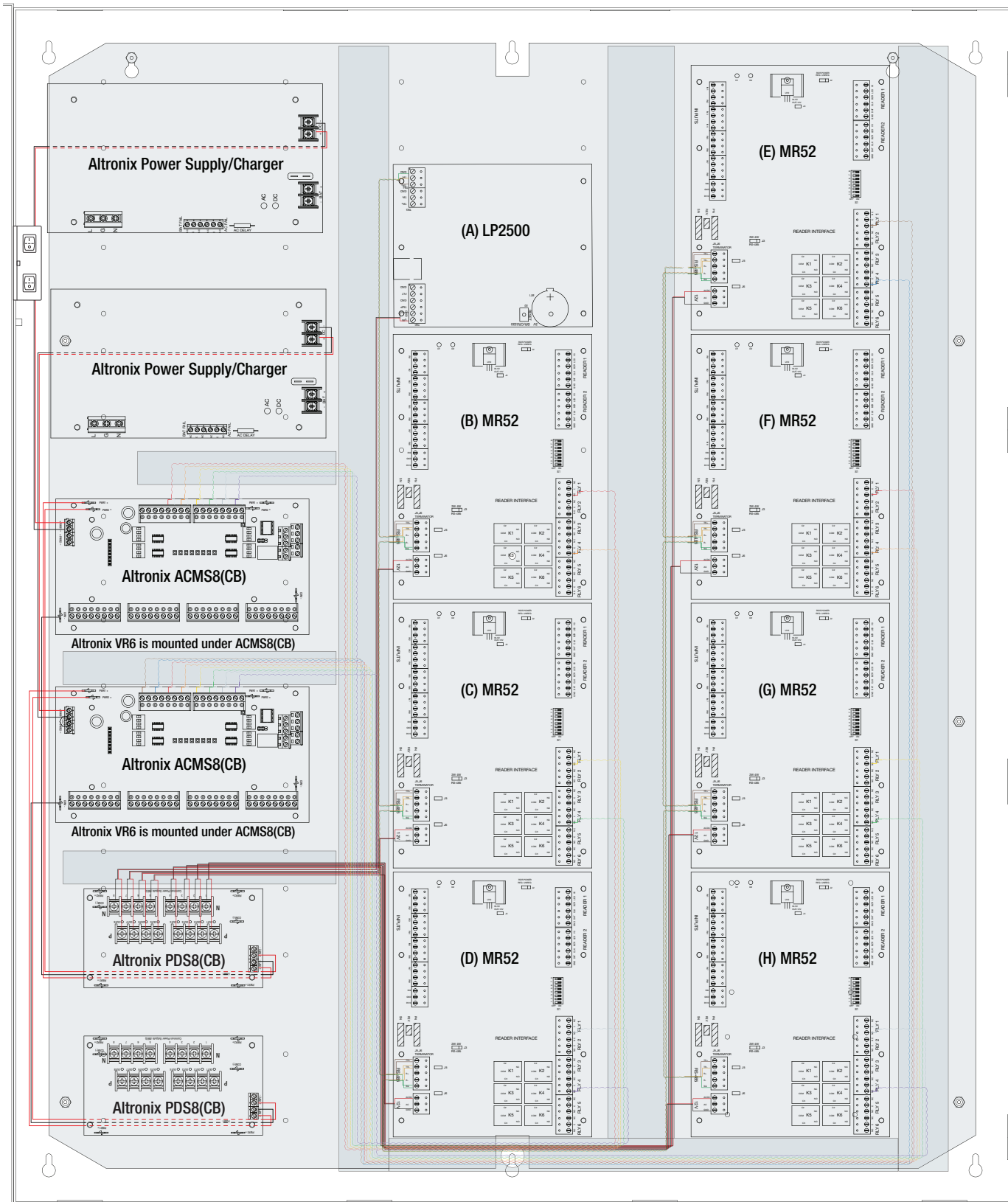
Weight (approx.)

Product:	85.6 lb. (38.83 kg)
Shipping:	98.8 lb. (44.82 kg)

Temperature

Operating	0°C to 49°C (32°F to 120°F)
Storage	-20°C to 70°C (-4°F to 158°F)

Relative Humidity	85% +/- 5%
BTU/Hr. (approx.):	289 BTU/Hr.



Accessories (order separately)



WM5

WM5, WM25, WM100 - Magnetic Cable Tie Mounts


Altronix WM5, WM25, and WM100 are packs of 5, 25 or 100 magnetic cable tie mounts respectively. They accommodate standard zip ties or velcro straps. These are ideal for wire management in our Trove series.



Mounting Magnet

MM4, MM8, MM12, MM24 - Magnetic Mounting Solution

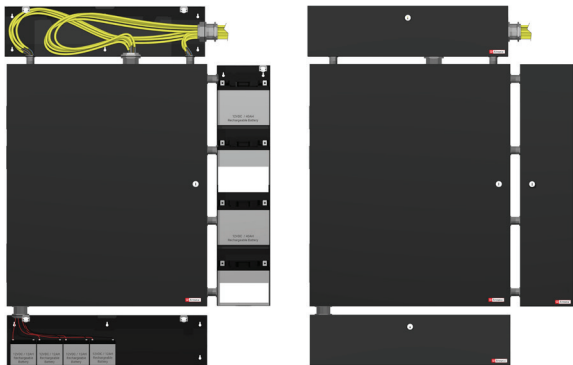
Altronix mounting magnets accommodate screws and nylon standoffs to allow for mounting various boards/accessories in any metal enclosure or backplane.



BR1

BR1 - Sub-Assembly Mounting Bracket

Altronix BR1 mounting bracket is compatible with Altronix Maximal and Trove enclosures. It allows to mount one (1) PD4UL(CB), PD8UL(CB), ACM4(CB), MOM5, VR6, PDS8, NetWay5B or LINQ8PD(CB) sub-assembly on the enclosure's inside wall, saving valuable space.



TROVE3BWC / TROVE3SWC - Battery/Wire Trough Enclosure

Altronix Trove3BWC and Trove3SWC are dual-purpose enclosures that can be used as wiring troughs or battery cabinets when mounted above or below (Trove3BWC) or on either side (Trove3SWC) of the Trove integrated power and access solution. The knockouts on the Trove3BWC and Trove3SWC have been strategically placed to line up with the Trove3 allowing for easy conduit connections between cabinets. Trove3BWC and Trove3SWC include cam locks and 2 tamper switches each to ensure access to wiring and batteries is secure.

Typical battery/wiring setup with Trove3 Enclosure (not included)

Dimensions and Drawing

Dimensions (H x W x D approximate)

36.12" x 30.125" x 7.06" (917.5mm x 768.1mm x 179.3mm)

