


# T2RM7F8SDQ (Kit)

Access & Power Integration Solution for Mercury



Altronix T2RM7F8SDQ rack kit consists of Trove2M2R enclosure/backplane with one (1) 24VDC @ 10A power supply/charger, one (1) dual input networked eight (8) PTC protected output access control module, one (1) voltage regulator and one (1) dual input eight (8) PTC protected output power distribution module. This kit also accommodates various combinations of Mercury\* boards for up to eight (8) doors in a single enclosure. Trove simplifies board layout and wire management, reduces installation time and labor costs.



T2RM7F8SDQ

**\*Also compatible with these authentic Mercury partners:**

AccessNsite, Avigilon, BadgePass, BluBox, Feenics, Genetec, Identocard, IMRON, Johnson Controls, Kastle, Keri Systems, Lenel/S2, LockState, Maxxess, Midpoint Security, NLSS, Open Options, Panasonic Video Insight, Quintron, RS2, Schneider Electric, Vanderbilt



*Mercury boards are not included*

## Key Features

- 24VDC power supply/charger
- Accommodates the following Mercury controllers: EP1502, MR52, MR16IN, MR16OUT, EP2500, MUX8, MR51e, EP1501, MR50
- Black powder coated steel enclosure
- Convenient knockout configuration:
  - Six (6) 1.25" diameter knockouts located on the back of enclosure
- 16 AWG galvanized steel backplane simplifies board layout and wire management
- 6' IEC320 3-wire power cord
- 2U drawer on extendable rails
- Included Z Bracket facilitates ease of wiring
- Includes cam lock, tamper switch and mounting hardware
- Supervision
  - AC Fail
  - Low Battery and Battery Presence
  - Low power shutdown
- Agency Listings:
  - All Altronix components of this Trove kit are UL Listed sub-assemblies. Please refer to the Sub-Assembly Installation Guides for further information
  - CE European Conformity
- Lifetime Warranty\*


*\*Altronix Power Supply/Chargers and Sub-Assemblies only*

## Accessories (order separately)



RE2

**RE2 - Rack Mount Battery Enclosure**  
accommodates up to four (4) 12VDC/7AH batteries



WM5

**WM5, WM25, WM100 - Magnetic Cable Tie Mounts**  
Altronix WM5, WM25, and WM100 are packs of 5, 25 or 100 magnetic cable tie mounts respectively. They accommodate standard zip ties or velcro straps. These are ideal for wire management in our Trove series.

## Specifications

### Power Supply/Charger (eFlow104NB):

<b>Input</b>	
Voltage	120VAC, 60Hz, 4.5A max.
Input Fuse	6.3A/250V
<b>Outputs</b>	
Voltage	24VDC
Current	10A continuous
Auxiliary	Class 2 power-limited @ 1A (unswitched)
Other	Overvoltage protection. Filtered and regulated

### Battery Charging

Type	Sealed lead acid or gel type
Failover	Upon AC loss, instantaneous
Batteries are sold separately	

### Fire Alarm Disconnect

Supervised	Latching or non-latching
EOL	10K Resistor

### Supervision

AC Failure	Form "C" contacts
Battery	Form "C" contacts

### Low DC Power Shutdown

Shuts down DC output terminals if battery voltage drops below 70-75% for 24V units. Prevents deep battery discharge

### Indicators (LED)

Input	120VAC is present
DC Output	Powered
Battery	Discharged or not connected

### Voltage Regulator (VR6):

<b>Input</b>	
Voltage	24VDC from eFlow104NB
<b>Output</b>	
Voltage	12VDC
Current	6A continuous
Other	Surge suppression

### Indicators (LED)

Input	24VDC is present
Output	Powered

### Dual Input Power Distribution Module (PDS8CB):

<b>Input</b>	
Voltage	24VDC from eFlow104NB and 12VDC from VR6
Input PTCs	9A
<b>Outputs</b>	
Voltage	12VDC and/or 24VDC
Any of the eight (8) power outputs are selectable to follow power Input 1 or Input 2	
Individual outputs may be set to OFF position for servicing	
Output PTCs	2.5A
<b>Indicators (LED)</b>	
DC Output	Eight (8) individual output LEDs
Green:	12VDC
Red:	24VDC

### Networked Access Power Controller (LINQ8ACMCB):

<b>Input</b>	
Voltage	24VDC from eFlow104NB and 12VDC from VR6
Input PTCs	9A
<b>Outputs</b>	
PTC protected outputs	
Any of the eight (8) power outputs are selectable to follow power Input 1 or Input 2	
Individual outputs may be set to OFF position for servicing	
Output PTCs	2.5A

### Programming Features:

#### Eight (8) Programmable Outputs:

- Fail-safe, fail-secure or auxiliary outputs
- Input controlled or manually controlled through software
- High (over) and low (under) voltage and current monitoring by output
- Multiple outputs may be programmed to be triggered by a single input
- Battery back-up by output

#### Eight (8) Programmable Trigger Inputs:

- Normally open (NO), Normally closed (NC) or Open collector sink inputs
- Wet Input (5VDC - 24VDC) with 10k resistor
- Any combination of the above

#### Other Programmable Trigger Inputs:

- Monitor power supply(ies) input for voltage and current limits (high/low)
- Input and output current calibration, Programmable timer events
- Programmable user levels, Enable or disable alerts by type
- Programmable alert reporting delay

### Indicators (LED)

Green AC LED:	indicates AC trouble condition
Green BAT LED:	indicates battery trouble condition
Green FACP LED:	indicates FACP disconnect is triggered
Flashing Blue Heartbeat LED:	indicates network connection
Individual OUT1 - OUT8 Red LEDs:	indicate outputs are triggered
Individual Voltage LEDs:	indicate 12VDC (Green) or 24VDC (Red)

### T2RM7F8SDQ Kit:

#### Agency Listings

CE	European Conformity
----	---------------------

#### Physical and Environmental:

##### Dimensions (H x W x D):

Modular 2U standard EIA 19" rack mount chassis  
Enclosure: 3.25" x 19.0" x 33.1" (82.6mm x 482.6mm x 840.8mm)  
Shipping: 7.75" x 22.5" x 42.0" (196.9mm x 571.5mm x 1,066.8mm)

##### Weights (approx.):

Product:	40.5 lb. (18.37 kg)
Shipping:	45.5 lb. (20.64 kg)

##### Temperature:

Operating	0°C to 49°C (32°F to 120°F)
Storage	- 20°C to 70°C (- 4°F to 158°F)

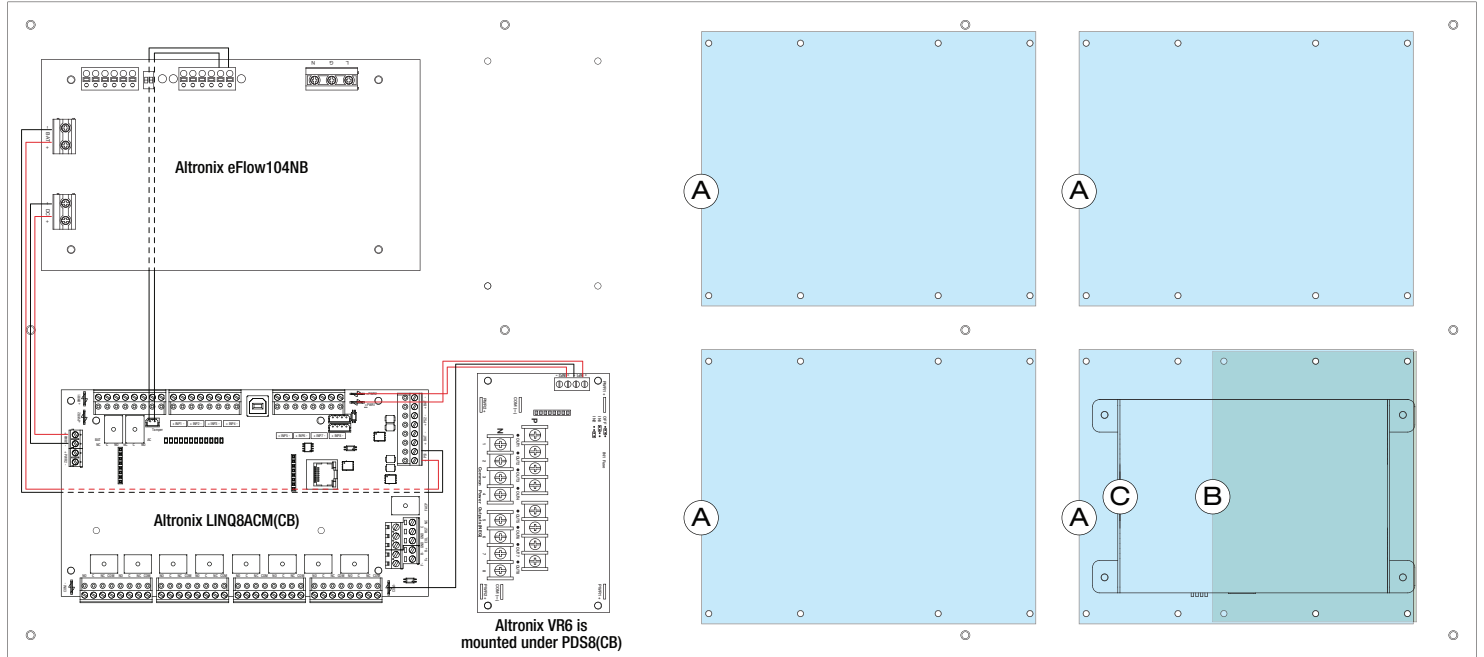
##### Relative Humidity

85% +/- 5%

BTU/Hr.: 123 BTU/Hr.

**Access Controller Position Chart for the Following Models:**

Altronix/Mercury	Pem Mounting
LP1502, LP4502, MR52, MR16IN, MR16OUT	(A)
LP2500, MUX8	(B)
Genetec Cloudlink	(C)



**Dimensions and Drawing**

Dimensions (H x W x D approximate)  
 3.375" x 19.0" x 33.25" (85.8mm x 482.6mm x 844.6mm)

