



Let Yale welcome you home.

Yale Approach™ Lock With Wi-Fi + Keypad




Attaches to your deadbolt

The lock installs on the inside of your door without replacing your existing hardware, so you can keep your keys.



Keyless locking and unlocking


Use your keypad, the app, or Auto-Unlock to unlock — and you can lock up with Auto-Lock.



Attaches to your deadbolt
Installs in under 10 minutes using just a screwdriver.



No wiring required
No complicated wiring or power tools required.



Yale Access App
Use the app, from anywhere, to unlock the door for wanted guests.



Create and share entry codes
Create temporary, scheduled, or permanent entry codes for guest or rental access.



Product features



Keep your keys

The lock attaches to your existing deadbolt instead of replacing it, so you can keep your keys.



Auto-Lock with DoorSense®

Rest easy knowing your door is locked when you want it to be with optional Auto-Lock.



Never hide a key again

Send custom codes to family or scheduled codes for service people or renters.



Auto-Unlock

Let us unlock the door for you when you get home, with optional Auto-Unlock.



Works with most deadbolts

Compatible with most single-cylinder deadbolts.



Leave with a single touch

Lock your door in seconds, with One-Touch locking.



Keypad access

Easy for the whole family to use, create unique codes for everyone that needs access.



Durability & security

Secured by advanced app features and encryption, and IPX5 rated keypad.



No wiring required

The keypad is battery powered and can be placed anywhere within Bluetooth® range of your lock.

Models



Yale Approach™ Lock with Wi-Fi
Retrofit Wi-Fi Smart Lock
YRR10-WF1-BSP



Yale® Keypad
Smart Keypad
YRK110-BLE-BLK

Available Finishes



Silver (SLV)



Black Suede (BSP)

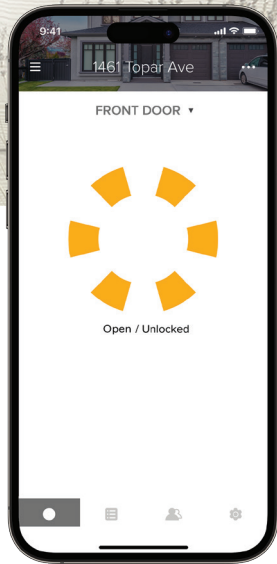
Selection

Silver

YRR10-WF1-SLV
YRK110-BLE-BLK

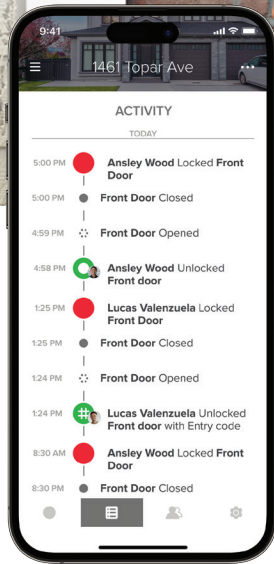
Black Suede

YRR10-WF1-BSP
YRK110-BLE-BLK



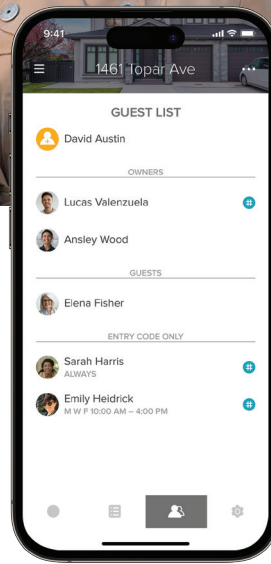
Control from anywhere

Lock and unlock your door from your app, anywhere in the world.



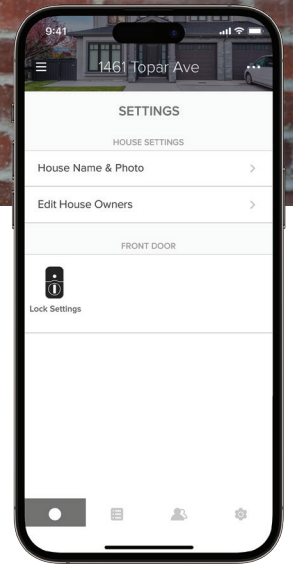
See access history

Receive real-time notifications and view a 24/7 Activity Feed.



Share access

Manage entry codes or virtual keys for people you trust.



DoorSense®

Check the status of the door and see if it is securely closed and locked.

Works with your smart home



Monitor, lock and unlock from anywhere.



View access history of who's entered your home.



Receive notifications on your smartphone.



Set schedules or routines for your lock.



Give access to friends and family from anywhere.





Deadbolt Specifications

Works with most single-cylinder deadbolts.

*Check ShopYaleHome.com/compatibility for the latest compatibility.

Power Requirements

YRR10 4 AA Batteries

YRK110 4 AAA Batteries

Product Measurements

YRR10 1.6" x 2.6" 5.6"

YRK110 .0.79" x 2.72" x 4.84"

Warranty

For the original owner, one year warranty for electronics.

Security you can trust

Secured by advanced app features and encryption

Temperature Range

YRR10

Inside Temperature Range
0°C - 50°C = 32°F to 122°F

Storage Temperature
-20°C to 60°C = -4°F to 140°F

YRK110

Outside Temperature Range
-20°C - 50°C = -4°F to 122°F

Water Resistant

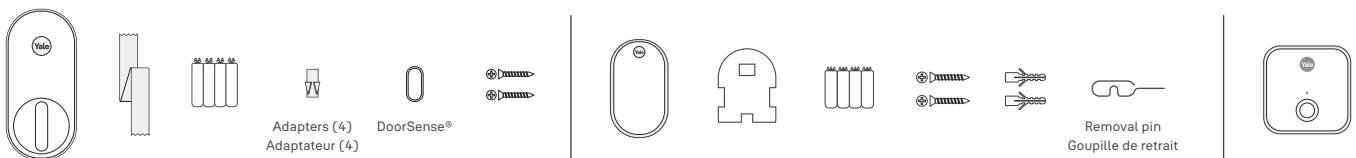
IPX5 rated keypad

Requires

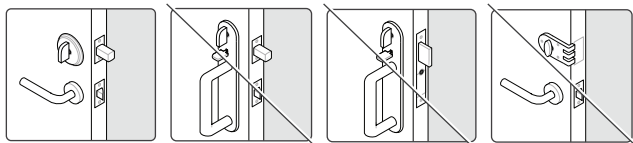
Free Yale Access app on iPhone® or Android® smartphone.
2.4 GHz Wi-Fi.



In the box



Lock Compatibility



Lock compatibility

Works with your existing single-cylinder deadbolt.

Compatibilité des serrures

Fonctionne avec votre pêne dormant monocylindre existant.