

Date Created: Dec 16, 2020

Florence/Lauderdale Tourism

For the Month of November 2020

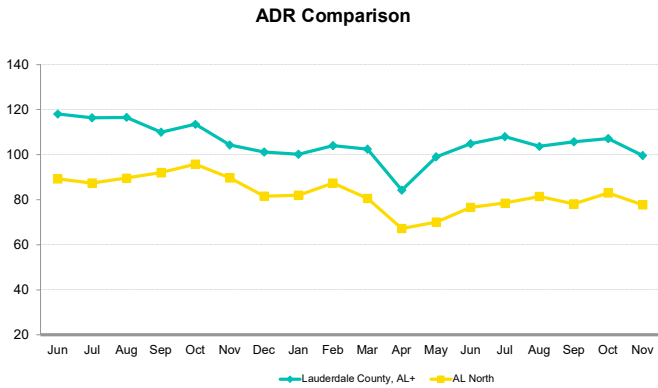
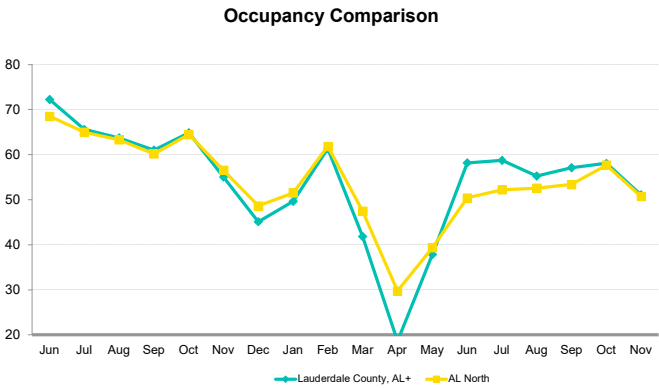


| | |
|---------------------------------|---|
| Table Of Contents | 1 |
| Comp Trend | 2 |
| Comp Trend-Raw | 3 |
| Response Lauderdale County, AL+ | 4 |
| Help | 5 |

Corporate North American Headquarters
T : +1 (615) 824 8664
destininfo@str.com www.str.com

International Headquarters
T : +44 (0)207 922 1930
industryinfo@str.com www.str.com

This STR Report is a publication of STR, LLC and STR Global, Ltd., CoStar Group companies, and is intended solely for use by paid subscribers. The information in the STR Report is provided on an "as is" and "as available" basis and should not be construed as investment, tax, accounting or legal advice. Reproduction or distribution of this STR Report, in whole or part, without written permission is prohibited and subject to legal action. If you have received this report and are NOT a subscriber to this STR Report, please contact us immediately. Source: 2020 STR, LLC / STR Global, Ltd. trading as "STR". © CoStar Realty Information, Inc.



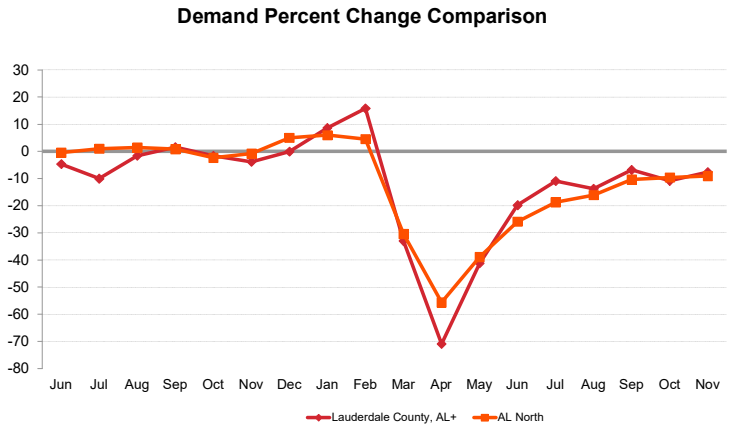
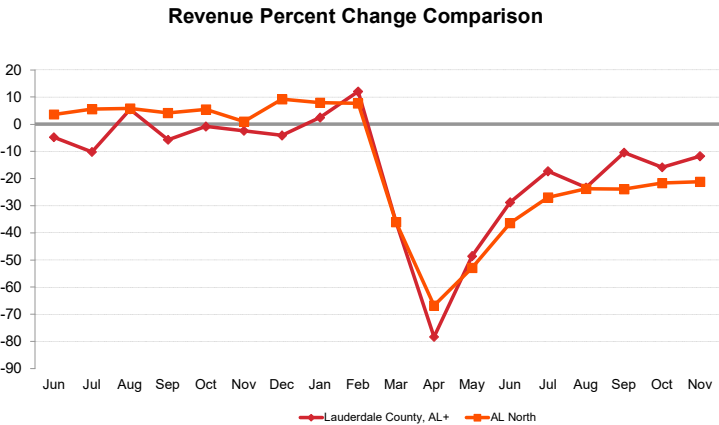
| Occupancy (%) | | 2019 | | | | | | | | | | | | 2020 | | | | | | | | | | | | Year To Date | | | Running 12 Month | | |
|------------------------|--|-------|-------|-------|-------|-------|------|------|------|------|-------|-------|-------|-------|-------|-------|-------|-------|-------|-------|------|-------|-------|------|-------|--------------|------|-------|------------------|------|-------|
| | | Jun | Jul | Aug | Sep | Oct | Nov | Dec | Jan | Feb | Mar | Apr | May | Jun | Jul | Aug | Sep | Oct | Nov | 2018 | 2019 | 2020 | 2018 | 2019 | 2020 | 2018 | 2019 | 2020 | 2018 | 2019 | 2020 |
| Lauderdale County, AL+ | | 72.2 | 65.6 | 63.7 | 61.0 | 64.8 | 55.0 | 45.1 | 49.6 | 61.4 | 41.8 | 18.6 | 37.8 | 58.2 | 58.7 | 55.2 | 57.1 | 58.1 | 51.1 | 63.6 | 61.0 | 49.7 | 62.3 | 59.6 | 49.3 | 62.2 | 62.8 | 49.7 | 60.9 | 61.5 | 49.6 |
| AL North | | 68.5 | 65.0 | 63.3 | 60.2 | 64.5 | 56.5 | 48.6 | 51.5 | 61.8 | 47.4 | 29.7 | 39.3 | 50.4 | 52.2 | 52.6 | 53.4 | 57.7 | 50.7 | 62.2 | 62.8 | 49.7 | 60.9 | 61.5 | 49.6 | 102.3 | 97.1 | 100.1 | 102.4 | 96.9 | 99.5 |
| Index | | 105.4 | 100.9 | 100.7 | 101.4 | 100.6 | 97.3 | 92.8 | 96.3 | 99.3 | 88.2 | 62.6 | 96.1 | 115.5 | 112.5 | 105.0 | 107.0 | 100.6 | 100.7 | 102.3 | 97.1 | 100.1 | 102.4 | 96.9 | 99.5 | 102.3 | 97.1 | 100.1 | 102.4 | 96.9 | 99.5 |
| % Chg | | | | | | | | | | | | | | | | | | | | | | | | | | | | | | | |
| Lauderdale County, AL+ | | -4.7 | -10.0 | -1.6 | 1.6 | -1.7 | -3.9 | -0.1 | 9.2 | 16.4 | -32.7 | -70.8 | -40.9 | -19.4 | -10.5 | -13.4 | -6.4 | -10.4 | -7.2 | 0.3 | -4.1 | -18.5 | 0.4 | -4.3 | -17.3 | 0.3 | -4.1 | -18.5 | 0.4 | -4.3 | -17.3 |
| AL North | | -2.3 | -0.5 | -0.6 | -0.9 | -4.1 | -2.7 | 2.4 | 2.9 | 1.5 | -31.8 | -55.9 | -39.4 | -26.4 | -19.7 | -16.9 | -11.3 | -10.5 | -10.3 | 5.4 | 1.0 | -20.9 | 5.4 | 1.1 | -19.4 | 5.4 | 1.0 | -20.9 | 5.4 | 1.1 | -19.4 |

| ADR | | 2019 | | | | | | | | | | | | 2020 | | | | | | | | | | | | Year To Date | | | Running 12 Month | | |
|------------------------|--|--------|--------|--------|--------|--------|--------|--------|--------|--------|--------|-------|-------|--------|--------|--------|--------|--------|-------|--------|--------|--------|--------|--------|--------|--------------|--------|--------|------------------|--------|--------|
| | | Jun | Jul | Aug | Sep | Oct | Nov | Dec | Jan | Feb | Mar | Apr | May | Jun | Jul | Aug | Sep | Oct | Nov | 2018 | 2019 | 2020 | 2018 | 2019 | 2020 | 2018 | 2019 | 2020 | 2018 | 2019 | 2020 |
| Lauderdale County, AL+ | | 118.03 | 116.37 | 116.54 | 109.98 | 113.46 | 104.29 | 101.16 | 100.21 | 104.04 | 102.44 | 84.25 | 98.99 | 104.85 | 107.98 | 103.66 | 105.69 | 107.14 | 99.57 | 110.79 | 111.88 | 103.11 | 110.31 | 111.46 | 102.96 | 110.79 | 111.88 | 103.11 | 110.31 | 111.46 | 102.96 |
| AL North | | 89.24 | 87.38 | 89.58 | 92.02 | 95.80 | 89.68 | 81.54 | 82.03 | 87.34 | 80.56 | 67.21 | 70.10 | 76.55 | 78.52 | 81.37 | 78.10 | 83.00 | 77.77 | 85.40 | 89.08 | 79.22 | 84.83 | 88.38 | 79.41 | 85.40 | 89.08 | 79.22 | 84.83 | 88.38 | 79.41 |
| Index | | 132.3 | 133.2 | 130.1 | 119.5 | 118.4 | 116.3 | 124.1 | 122.2 | 119.1 | 127.2 | 125.3 | 141.2 | 137.0 | 137.5 | 127.4 | 135.3 | 129.1 | 128.0 | 129.7 | 125.6 | 130.2 | 130.0 | 126.1 | 129.6 | 129.7 | 125.6 | 130.2 | 130.0 | 126.1 | 129.6 |
| % Chg | | | | | | | | | | | | | | | | | | | | | | | | | | | | | | | |
| Lauderdale County, AL+ | | -0.1 | -0.2 | 7.1 | -7.1 | 0.9 | 1.5 | -4.0 | -5.7 | -3.3 | -4.3 | -25.4 | -12.6 | -11.2 | -7.2 | -11.1 | -3.9 | -5.6 | -4.5 | 2.8 | 1.0 | -7.8 | 2.8 | 1.0 | -7.6 | 2.8 | 1.0 | -7.8 | 2.8 | 1.0 | -7.6 |
| AL North | | 4.1 | 4.5 | 4.3 | 3.3 | 8.0 | 1.8 | 4.0 | 1.8 | 3.0 | -8.1 | -25.2 | -23.0 | -14.2 | -10.1 | -9.2 | -15.1 | -13.4 | -13.3 | 3.2 | 4.3 | -11.1 | 3.2 | 4.2 | -10.1 | 3.2 | 4.3 | -11.1 | 3.2 | 4.2 | -10.1 |

| RevPAR | | 2019 | | | | | | | | | | | | 2020 | | | | | | | | | | | | Year To Date | | | Running 12 Month | | |
|------------------------|--|-------|-------|-------|-------|-------|-------|-------|-------|-------|-------|-------|-------|-------|-------|-------|-------|-------|-------|-------|-------|-------|-------|-------|-------|--------------|-------|-------|------------------|-------|-------|
| | | Jun | Jul | Aug | Sep | Oct | Nov | Dec | Jan | Feb | Mar | Apr | May | Jun | Jul | Aug | Sep | Oct | Nov | 2018 | 2019 | 2020 | 2018 | 2019 | 2020 | 2018 | 2019 | 2020 | 2018 | 2019 | 2020 |
| Lauderdale County, AL+ | | 85.24 | 76.33 | 74.28 | 67.09 | 73.54 | 57.37 | 45.63 | 49.70 | 63.85 | 42.85 | 15.67 | 37.44 | 61.02 | 63.41 | 57.25 | 60.36 | 62.21 | 50.84 | 70.48 | 68.23 | 51.27 | 68.77 | 66.48 | 50.79 | 70.48 | 68.23 | 51.27 | 68.77 | 66.48 | 50.79 |
| AL North | | 61.14 | 56.79 | 56.68 | 55.36 | 61.75 | 50.72 | 39.63 | 42.24 | 53.99 | 38.22 | 19.98 | 27.58 | 38.57 | 40.98 | 42.79 | 41.70 | 47.88 | 39.45 | 53.13 | 55.96 | 39.36 | 51.62 | 54.38 | 39.38 | 53.13 | 55.96 | 39.36 | 51.62 | 54.38 | 39.38 |
| Index | | 139.4 | 134.4 | 131.1 | 121.2 | 119.1 | 113.1 | 115.1 | 117.6 | 118.3 | 112.1 | 78.5 | 135.7 | 158.2 | 154.7 | 133.8 | 144.8 | 129.9 | 128.9 | 132.7 | 121.9 | 130.3 | 133.2 | 122.3 | 129.0 | 132.7 | 121.9 | 130.3 | 133.2 | 122.3 | 129.0 |
| % Chg | | | | | | | | | | | | | | | | | | | | | | | | | | | | | | | |
| Lauderdale County, AL+ | | -4.8 | -10.2 | 5.4 | -5.7 | -0.8 | -2.4 | -4.1 | 3.0 | 12.6 | -35.6 | -78.2 | -48.3 | -28.4 | -16.9 | -22.9 | -10.0 | -15.4 | -11.4 | 3.1 | -3.2 | -24.9 | 3.2 | -3.3 | -23.6 | 3.1 | -3.2 | -24.9 | 3.2 | -3.3 | -23.6 |
| AL North | | 1.7 | 4.0 | 3.6 | 2.3 | 3.5 | -1.0 | 6.6 | 4.8 | 4.6 | -37.3 | -67.0 | -53.3 | -36.9 | -27.8 | -24.5 | -24.7 | -22.5 | -22.2 | 8.8 | 5.3 | -29.7 | 8.7 | 5.3 | -27.6 | 8.8 | 5.3 | -29.7 | 8.7 | 5.3 | -27.6 |

A blank row indicates insufficient data.

This STR Report is a publication of STR, LLC and STR Global, Ltd., CoStar Group companies, and is intended solely for use by paid subscribers. The information in the STR Report is provided on an "as is" and "as available" basis and should not be construed as investment, tax, accounting or legal advice. Reproduction or distribution of this STR Report, in whole or part, without written permission is prohibited and subject to legal action. If you have received this report and are NOT a subscriber to this STR Report, please contact us immediately. Source: 2020 STR, LLC / STR Global, Ltd. trading as "STR". © CoStar Realty Information, Inc.



| Supply | 2019 | | | | | | | 2020 | | | | | | | Year To Date | | | Running 12 Month | | | |
|------------------------|------------|------------|------------|------------|------------|------------|------------|------------|------------|------------|------------|------------|------------|------------|--------------|------------|------------|------------------|-------------|-------------|-------------|
| | Jun | Jul | Aug | Sep | Oct | Nov | Dec | Jan | Feb | Mar | Apr | May | Jun | Jul | Aug | Sep | Oct | Nov | 2018 | 2019 | 2020 |
| Lauderdale County, AL+ | 25,290 | 26,133 | 26,133 | 25,290 | 26,133 | 25,290 | 26,133 | 26,009 | 23,492 | 26,009 | 25,170 | 26,009 | 25,170 | 26,009 | 26,009 | 25,170 | 26,009 | 25,170 | 281,562 | 281,562 | 280,226 |
| AL North | 683,670 | 709,807 | 713,558 | 690,540 | 713,496 | 691,020 | 718,239 | 718,115 | 648,620 | 718,115 | 685,500 | 712,194 | 689,220 | 717,898 | 720,719 | 697,440 | 720,688 | 700,290 | 7,499,597 | 7,619,816 | 7,728,799 |
| Index | 3.7 | 3.7 | 3.7 | 3.7 | 3.7 | 3.7 | 3.6 | 3.6 | 3.6 | 3.6 | 3.7 | 3.7 | 3.7 | 3.6 | 3.6 | 3.6 | 3.6 | 3.6 | 3.8 | 3.7 | 3.6 |
| % Chg | 2019 | | | | | | | 2020 | | | | | | | Year To Date | | | Running 12 Month | | | |
| | Jun | Jul | Aug | Sep | Oct | Nov | Dec | Jan | Feb | Mar | Apr | May | Jun | Jul | Aug | Sep | Oct | Nov | 2018 | 2019 | 2020 |
| Lauderdale County, AL+ | 0.0 | 0.0 | 0.0 | 0.0 | 0.0 | 0.0 | 0.0 | -0.5 | -0.5 | -0.5 | -0.5 | -0.5 | -0.5 | -0.5 | -0.5 | -0.5 | -0.5 | -0.5 | 0.0 | 0.0 | -0.4 |
| AL North | 1.9 | 1.5 | 2.1 | 1.8 | 1.8 | 1.9 | 2.5 | 3.0 | 3.0 | 2.1 | 0.7 | 0.8 | 0.8 | 1.1 | 1.0 | 1.0 | 1.0 | 1.3 | 1.1 | 1.6 | 1.5 |
| Demand | 2019 | | | | | | | 2020 | | | | | | | Year To Date | | | Running 12 Month | | | |
| | Jun | Jul | Aug | Sep | Oct | Nov | Dec | Jan | Feb | Mar | Apr | May | Jun | Jul | Aug | Sep | Oct | Nov | 2018 | 2019 | 2020 |
| Lauderdale County, AL+ | 18,265 | 17,142 | 16,657 | 15,428 | 16,939 | 13,912 | 11,789 | 12,899 | 14,417 | 10,879 | 4,682 | 9,837 | 14,648 | 15,273 | 14,363 | 14,374 | 15,101 | 12,852 | 179,129 | 171,717 | 139,325 |
| AL North | 468,392 | 461,335 | 451,510 | 415,413 | 459,873 | 390,761 | 349,118 | 369,846 | 400,943 | 340,693 | 203,730 | 280,234 | 347,307 | 374,720 | 378,984 | 372,340 | 415,764 | 355,237 | 4,665,885 | 4,786,491 | 3,839,798 |
| Index | 3.9 | 3.7 | 3.7 | 3.7 | 3.7 | 3.6 | 3.4 | 3.9 | 3.6 | 3.2 | 2.3 | 3.5 | 4.2 | 4.1 | 3.8 | 3.9 | 3.6 | 3.6 | 3.8 | 3.6 | 3.6 |
| % Chg | 2019 | | | | | | | 2020 | | | | | | | Year To Date | | | Running 12 Month | | | |
| | Jun | Jul | Aug | Sep | Oct | Nov | Dec | Jan | Feb | Mar | Apr | May | Jun | Jul | Aug | Sep | Oct | Nov | 2018 | 2019 | 2020 |
| Lauderdale County, AL+ | -4.7 | -10.0 | -1.6 | 1.6 | -1.7 | -3.9 | -0.1 | 8.7 | 15.8 | -33.0 | -70.9 | -41.2 | -19.8 | -10.9 | -13.8 | -6.8 | -10.9 | -7.6 | 0.3 | -4.1 | -18.9 |
| AL North | -0.5 | 1.0 | 1.5 | 0.8 | -2.4 | -0.8 | 5.0 | 6.0 | 4.5 | -30.4 | -55.6 | -38.9 | -25.9 | -18.8 | -16.1 | -10.4 | -9.6 | -9.1 | 6.6 | 2.6 | -19.8 |
| Revenue | 2019 | | | | | | | 2020 | | | | | | | Year To Date | | | Running 12 Month | | | |
| | Jun | Jul | Aug | Sep | Oct | Nov | Dec | Jan | Feb | Mar | Apr | May | Jun | Jul | Aug | Sep | Oct | Nov | 2018 | 2019 | 2020 |
| Lauderdale County, AL+ | 2,155,836 | 1,994,827 | 1,941,244 | 1,696,802 | 1,921,831 | 1,450,835 | 1,192,543 | 1,292,561 | 1,499,902 | 1,114,444 | 394,444 | 973,792 | 1,535,890 | 1,649,214 | 1,488,922 | 1,519,162 | 1,617,961 | 1,279,685 | 19,845,057 | 19,211,793 | 14,365,977 |
| AL North | 41,797,993 | 40,310,605 | 40,445,047 | 38,226,153 | 44,057,928 | 35,045,109 | 28,466,552 | 30,336,644 | 35,016,677 | 27,444,920 | 13,693,316 | 19,643,254 | 26,585,794 | 29,423,005 | 30,836,067 | 29,079,949 | 34,507,560 | 27,627,495 | 398,468,893 | 426,382,631 | 304,194,680 |
| Index | 5.2 | 4.9 | 4.8 | 4.4 | 4.4 | 4.1 | 4.2 | 4.3 | 4.3 | 4.1 | 2.9 | 5.0 | 5.8 | 5.6 | 4.8 | 5.2 | 4.7 | 4.6 | 5.0 | 4.5 | 4.7 |
| % Chg | 2019 | | | | | | | 2020 | | | | | | | Year To Date | | | Running 12 Month | | | |
| | Jun | Jul | Aug | Sep | Oct | Nov | Dec | Jan | Feb | Mar | Apr | May | Jun | Jul | Aug | Sep | Oct | Nov | 2018 | 2019 | 2020 |
| Lauderdale County, AL+ | -4.8 | -10.2 | 5.4 | -5.7 | -0.8 | -2.4 | -4.1 | 2.5 | 12.1 | -35.9 | -78.3 | -48.6 | -28.8 | -17.3 | -23.3 | -10.5 | -15.8 | -11.8 | 3.1 | -3.2 | -25.2 |
| AL North | 3.6 | 5.6 | 5.8 | 4.1 | 5.4 | 0.9 | 9.2 | 7.9 | 7.7 | -36.0 | -66.8 | -52.9 | -36.4 | -27.0 | -23.8 | -23.9 | -21.7 | -21.2 | 10.0 | 7.0 | -28.7 |

A blank row indicates insufficient data.

This STR Report is a publication of STR, LLC and STR Global, Ltd., CoStar Group companies, and is intended solely for use by paid subscribers. The information in the STR Report is provided on an "as is" and "as available" basis and should not be construed as investment, tax, accounting or legal advice. Reproduction or distribution of this STR Report, in whole or part, without written permission is prohibited and subject to legal action. If you have received this report and are NOT a subscriber to this STR Report, please contact us immediately. Source: 2020 STR, LLC / STR Global, Ltd. trading as "STR". © CoStar Realty Information, Inc.

Tab 4 - Response Lauderdale County, AL+

Florence/Lauderdale Tourism
For the Month of November 2020

| | | | | | | | 2018 | 2019 | | | | | | | | | | | | 2020 | | | | | | | | | | | | | | | | | | | | | | | | | | | | | | | |
|----------|--|--------------|-------------------|----------|-----------|-------|--|------|---|---|---|---|---|---|---|---|---|---|---|------|---|---|---|---|---|---|---|---|---|---|---|---|---|---|---|---|---|---|---|---|---|---|---|---|---|---|---|---|---|---|---|
| STR Code | Name of Establishment | City & State | Zip Code | Aff Date | Open Date | Rooms | Chg in Rms | J | F | M | A | M | J | J | A | S | O | N | D | J | F | M | A | M | J | J | A | S | O | N | D | J | F | M | A | M | J | J | A | S | O | N | D | | | | | | | | |
| 34664 | Baymont Inn & Suites Florence Muscle Shoals | Florence, AL | 35630 | Dec 2012 | Apr 1996 | 64 | | • | • | • | • | • | • | • | • | • | • | • | • | • | • | • | • | • | • | • | • | • | • | • | • | • | • | • | • | • | • | • | • | • | • | • | • | • | • | • | • | | | | |
| 48943 | Closed - Independent Economy Inn | Florence, AL | 35630 | Dec 2011 | Jun 1985 | 0 | | | | | | | | | | | | | | | | | | | | | | | | | | | | | | | | | | | | | | | | | | | | | |
| 19299 | Closed Homestead Executive Inn | Florence, AL | 35630 | Apr 2005 | Jun 1985 | 0 | | | | | | | | | | | | | | | | | | | | | | | | | | | | | | | | | | | | | | | | | | | | | |
| 5356 | Closed Knights Inn Florence | Florence, AL | 35630 | Jan 1999 | | 0 | | | | | | | | | | | | | | | | | | | | | | | | | | | | | | | | | | | | | | | | | | | | | |
| 60265 | Comfort Suites Florence Shoals Area | Florence, AL | 35630 | Jun 2010 | Jun 2010 | 68 | | • | • | • | • | • | • | • | • | • | • | • | • | • | • | • | • | • | • | • | • | • | • | • | • | • | • | • | • | • | • | • | • | • | • | • | • | • | • | • | • | • | • | | |
| 27043 | Great American Hotel | Florence, AL | 35630 | Jan 2020 | Jun 1964 | 60 | Y | • | • | • | • | • | | | | | • | • | • | • | • | • | • | • | • | • | • | • | • | • | • | • | • | • | • | • | • | • | • | • | • | • | • | • | • | • | • | • | • | | |
| 56872 | Hampton by Hilton Inn & Suites Florence-Downtown | Florence, AL | 35630 | Nov 2007 | Nov 2007 | 88 | | • | • | • | • | • | • | • | • | • | • | • | • | • | • | • | • | • | • | • | • | • | • | • | • | • | • | • | • | • | • | • | • | • | • | • | • | • | • | • | • | • | • | • | |
| 36723 | Hampton by Hilton Inn Florence-Midtown | Florence, AL | 35630 | Jul 1998 | Jul 1998 | 90 | | • | • | • | • | • | • | • | • | • | • | • | • | • | • | • | • | • | • | • | • | • | • | • | • | • | • | • | • | • | • | • | • | • | • | • | • | • | • | • | • | • | • | • | |
| 59876 | Holiday Inn Express & Suites Florence Northeast | Florence, AL | 35630 | Jan 2010 | Jan 2010 | 79 | | • | • | • | • | • | • | • | • | • | • | • | • | • | • | • | • | • | • | • | • | • | • | • | • | • | • | • | • | • | • | • | • | • | • | • | • | • | • | • | • | • | • | • | |
| 53518 | Marriott Shoals Hotel & Spa | Florence, AL | 35630 | Jun 2005 | Jun 2005 | 199 | | • | • | • | • | • | • | • | • | • | • | • | • | • | • | • | • | • | • | • | • | • | • | • | • | • | • | • | • | • | • | • | • | • | • | • | • | • | • | • | • | • | • | • | |
| 39061 | Quality Inn Florence | Florence, AL | 35630 | May 2010 | Oct 1999 | 47 | | • | • | • | • | • | • | • | • | • | • | • | • | • | • | • | • | • | • | • | • | • | • | • | • | • | • | • | • | • | • | • | • | • | • | • | • | • | • | • | • | • | • | • | • |
| 60430 | Residence Inn Florence | Florence, AL | 35630 | Jun 2010 | Jun 2010 | 110 | | • | • | • | • | • | • | • | • | • | • | • | • | • | • | • | • | • | • | • | • | • | • | • | • | • | • | • | • | • | • | • | • | • | • | • | • | • | • | • | • | • | • | • | • |
| 30004 | Lakeview Inn & Suites | Killen, AL | 35645 | Mar 2020 | Jan 1989 | 34 | | ○ | ○ | ○ | ○ | ○ | ○ | ○ | ○ | ○ | ○ | ○ | | | | | | | | | | | | | | | | | | | | | | | | | | | | | | | | | |
| | | | Total Properties: | | 13 | 839 | <div>○ - Monthly data received by STR</div> <div>• - Monthly and daily data received by STR</div> <div>Blank - No data received by STR</div> <div>Y - (Chg in Rms) Property has experienced a room addition or drop during the time period of the report</div> | | | | | | | | | | | | | | | | | | | | | | | | | | | | | | | | | | | | | | | | | | | | |

A blank row indicates insufficient data.

This STR Report is a publication of STR, LLC and STR Global, Ltd., CoStar Group companies, and is intended solely for use by paid subscribers. The information in the STR Report is provided on an "as is" and "as available" basis and should not be construed as investment, tax, accounting or legal advice. Reproduction or distribution of this STR Report, in whole or part, without written permission is prohibited and subject to legal action. If you have received this report and are NOT a subscriber to this STR Report, please contact us immediately. Source: 2020 STR, LLC / STR Global, Ltd. trading as "STR". © CoStar Realty Information, Inc.



How can we assist you?

Glossary:

For all STR definitions, please visit www.str.com/data-insights/resources/glossary

Frequently Asked Questions (FAQ):

For all STR FAQs, please click [here](#) or visit <http://www.str.com/data-insights/resources/FAQ>

For additional support, please contact your regional office.

For the latest in industry news, visit HotelNewsNow.com.

To learn more about the Hotel Data Conference, visit HotelDataConference.com.