



AltRider

Universal Header Guard


INSTALLATION INSTRUCTIONS

The most up to date instructions can be downloaded from the product page at altrider.com, under the instructions tab.

Dear Rider,
Thank you for choosing AltRider! Whether a seasoned world adventurer or a first time ADV-Newbie, we welcome you to the AltRider experience. You can install your new product with the utmost confidence. AltRider designs, tests, and manufactures all of its products here in the United States. We are proud to do what we do, and honored to present to you the product of our labors.

Enjoy it, show it off, and most of all, RIDE IT!

Venture On,
Jeremy LeBreton



AltRider Header Guard

Package Contents:
- Header Guard
- Stainless Hose Clamp
- Instructions

AltRider LLC

Global

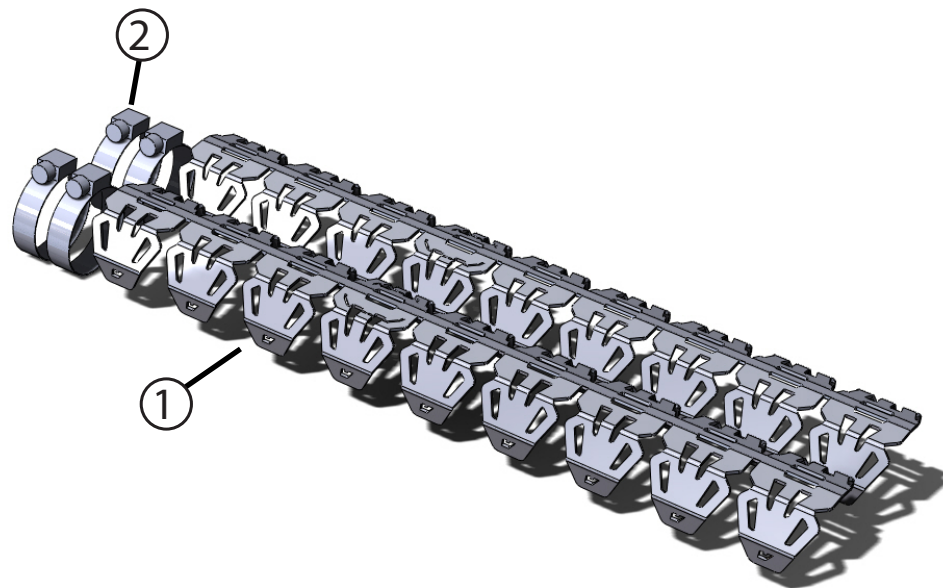
mailing: 4000 Aurora Ave N Ste 100
Seattle, WA 98103 USA
phone: 206-922-3618
email: info@altrider.com
web: www.altrider.com

Europe

mailing: Oude Middenweg 231-M
2491 AG DEN HAAG
Netherlands
email: info@altrider.eu
web: www.altrider.eu

Rev 1
MADE IN THE USA



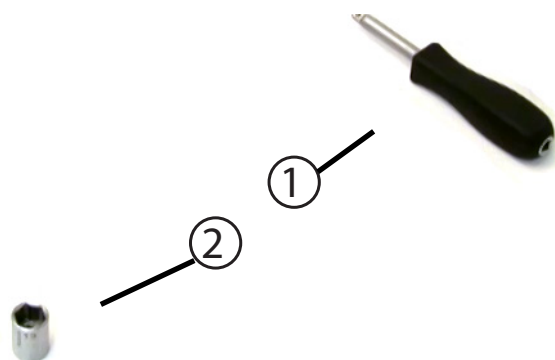



Kit:

- ① AltRider Header Guard
- ② Stainless Hose Clamps
- ③ Instructions

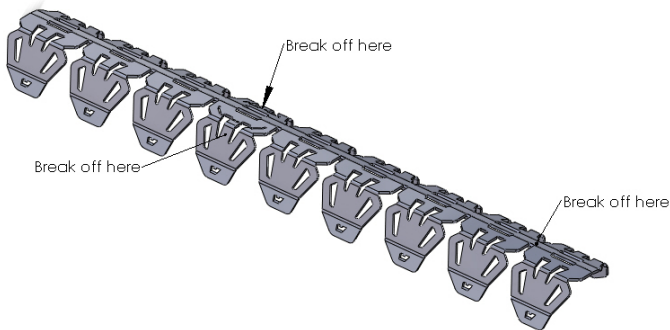
Recommended tools:

- ① 1/4 inch driver
- ② 8mm socket





- **BMW R 1200 GS**
Break off one segment from each header guard by bending back and forth a few times. File edge smooth. Form AltRider Header Guard around header pipe. (We usually orient the A facing outward.) Insert 1 hose clamp through top and bottom of each guard and attach to header.



- **Triumph Tiger 800**
Orient 1 header guard so that the "A" is on the left with the open side facing down (as shown above). Break off the bottom segment and the 2 side flanges of the segment 4th from the top. Take your other header guard and break into 2 pieces, one with 5 segments and one with 4 segments.

- **STEP 1 ALL BIKES**
Test fit the guard and trim to fit. Pre bend the pipe clamps, paying attention to where you want the clamp to end up for tool access.
- **BMW F800 GS**
Form AltRider Header Guard around header pipe. (We usually orient the A facing outward.) Insert 1 hose clamp through top and bottom of each guard and attach to header.
- **Other Bikes**
Test fit the guard onto the exposed areas of the header that you would like to protect. If the guard is too long, you can shorten by breaking off the excess segments (just bend a few times). Attach using the supplied stainless clamps.
- **Clamping Note**
Each segment has 2 slots where the pipe clamp is woven through for a clean look.



Triumph Tiger 800 (continued)

Form the long guard around the center pipe of the 3-into-1 so that the missing flanges bridge the welds. Secure it using 2 supplied stainless clamps. Form the guard with 5 segments around the pipe on the riders left side and secure with 2 clamps. Form the guard with 4 segments around the pipe on the riders right side and secure with 2 clamps.



CONGRATULATIONS!

You've completed your installation. If at any point you have questions about your installation or have any feed back for us, we'd love to hear it. A downloadable version of these instructions can be found at our web site. www.AltRider.com

After 5 hours of riding, or 100 miles, check all the fasteners on the assembly to ensure they are tightened to spec.

Global Office:

email: info@AltRider.com
phone: +1 206-922-3618
address: 4000 Aurora Ave N
Ste 100
Seattle, WA 98103

TERMS OF USE, WARRANTY AND LIABILITY WAIVER

AltRider LLC, a Washington company, having its principal place of business in Seattle, WA ("AltRider") offers its motorcycle accessories (the "Product") with the terms, conditions and notices as follows:

Terms of Use

This Product is offered to you conditioned upon your acceptance without modification of the terms, conditions, and notices contained herein. Installation and/or use of this product implies acceptance of all such terms, conditions, and notices. If you do not agree to these terms, do not buy the Product. If you have already bought the Product and do not agree to these terms, return this Product promptly including the packaging and all written materials, to AltRider.

Limitation of Liability and Warranty Disclaimer

You may return your merchandise for a full refund or exchange, less any original or return shipping fees under these conditions:

1. Only if the merchandise is in 100% factory condition. Original manufacturer's packaging and same condition as sold – original boxes, packaging material, instructions, documentation, parts, and attached tags.
2. Only unused, unscratched, uninstalled, undamaged merchandise will be accepted. Do not install equipment until you are sure you want to keep it. Package items carefully in protective materials before returning them. Never ship an item in its original manufacturers packaging – it will arrive damaged. Please use a postal box or other adequate packaging to ensure your return or exchange is not damaged on the way back to AltRider.com.

To read more about our exchanges and returns policy, on the web, navigate to <http://www.altrider.com/info/exchangesAndReturns>

Excepting the warranties stated in the preceding paragraph, AltRider hereby disclaims all other warranties and conditions with regard to the Product including all implied warranties and conditions of merchantability and fitness for a particular purpose. There are no warranties which extend beyond the description on the face hereof. AltRider does not warrant against damages or defects arising out of use or installation of the Product. Installation instructions are provided for your convenience. AltRider is not responsible for any damages arising out of the installation, improper or otherwise, of the Product. No warranty of any kind, expressed or implied, is made regarding the safety of this Product.

To the extent allowed by law, AltRider shall not be held liable for any direct, indirect, punitive, incidental, special or consequential damages arising out of, or connected with, the use or misuse of this Product. Buyer assumes all risks and liability arising from use of this Product.

Entire Agreement

This document states the entire obligation of AltRider with respect to the Product. If any part of this agreement is determined to be void, invalid, unenforceable or illegal, including, but not limited to the warranty disclaimers and liability limitations set forth above, then the remainder of the agreement shall remain in full force and effect.

Applicable Law

This agreement is governed by the laws of Washington, USA. You hereby consent to the exclusive jurisdiction and venue of the courts of Washington, USA, in all disputes arising out of or relating to the use of this product.

Europe Office:

email: info@AltRider.eu
address: Oude Middenweg 231-M
2491 AG DEN HAAG
Netherlands

