





338 BAD LARRY™



SINCE 1951



SOUND SUPPRESSOR SYSTEM



SPECIFICATIONS

| PART NUMBER | YHM-2338 |
|--------------------|-------------------------------------------------|
| Caliber | .338 Caliber |
| Overall Length | 7.375" |
| Diameter | 1.75" |
| Weight | 17 Oz. |
| Decibel Rating | 136 dB at Shooter's Ear |
| Attachment Method | 5/8"-24 Direct Thread Adapter HUB Compatible |
| Material | 17-4 PH S.S. with a Cobalt 6 blast baffle |
| Finish | High Temp Black Cerakote |

CONGRATULATIONS ON THE PURCHASE OF YOUR YHM BAD LARRY™ SUPPRESSOR!
WITH PROPER CARE AND MAINTENANCE, YOUR SOUND SUPPRESSOR WILL PROVIDE YOU WITH YEARS OF TROUBLE-FREE SERVICE.

MANUFACTURER'S DISCLAIMER:

THE MANUFACTURER IS NOT RESPONSIBLE FOR IMPROPER USE OF THIS PRODUCT. THE PRODUCT IS POTENTIALLY DANGEROUS, AND AS SUCH, IT IS THE USER'S RESPONSIBILITY TO UNDERSTAND EVERY PART OF THIS MANUAL. PLEASE CONTACT THE MANUFACTURER FOR FURTHER CLARIFICATION.

BAD LARRY™ CARE:

Caution! The sound suppressor can become extremely hot! Do not attempt to touch or remove the sound suppressor until it has cooled.
Also, keep the suppressor away from anything that could melt or catch fire until it has cooled completely. Excess oil, dirt, and other contaminants should be wiped from the outside surface using a cloth dipped in mild gun cleaning solvent. The most common problem encountered when using a sound suppressor is corrosion caused by condensation buildup inside the suppressor. The best way to prevent corrosion of your firearm is to remove the suppressor as soon as you are finished shooting. This will aid in the evaporation process. If the sound suppressor is to remain on the firearm it is recommended that it be stored in a muzzle-down position with the action left open. The period between cleanings will vary depending on what type of ammunition you are shooting, the type of host firearm, and environmental conditions such as rain or high humidity. We recommend cleaning the sound suppressor at a minimum after every 2000 rounds.

INSTALLATION AND USE:

ONLY A LICENSED GUNSMITH EXPERIENCED WITH YOUR MODEL OF FIREARM SHOULD INSTALL THIS PRODUCT. FAILURE TO INSTALL THIS PRODUCT CORRECTLY VOIDS ANY WARRANTIES OF THE PRODUCT AND REMOVES ANY LIABILITIES AGAINST THE MANUFACTURER. BE CERTAIN THE FIREARM IS UNLOADED AND THE MUZZLE IS POINTED IN A SAFE DIRECTION BEFORE STARTING THIS REMOVAL AND INSTALLATION PROCESS.


Before attaching your Bad Larry™ Sound Suppressor you should check to ensure that the threads of the barrel meet our thread specifications. Visit our website for detailed barrel threading information.



Attach our 5/8"-24 Direct Thread Adapter to Bad Larry.



Tighten adapter with included wrenches.



Finish installation of Bad Larry by tightening with included wrench.



YHM3060 Phantom Q.D. Adapter YHM-4400 sRx Q.D. Adapter

Bad Larry features 1.375"-24 HUB mounting threads and is compatible with all YHM HUB accessories.

Scan this code to watch our Bad Larry video:



Visit: YHM.net/installation-instructions/ for more detailed instructions or scan this QR Code.



AMMUNITION: We suggest the use of factory loaded match, hunting, or full metal jacket (FMJ) ammunition when shooting with a suppressor. Thinly jacketed and frangible ammunition can cause jacket separation resulting in damage to the suppressor. Damage resulting from the use of ammunition where jacket separation was present will not be covered under warranty. It is the user's responsibility to make sure their ammo choice matches their barrel's length and twist rate.

Additionally, many subsonic RIFLE rounds do not properly stabilize in the vast majority of available barrels. This increases the risk of damage to the suppressor caused by the bullet tumbling shortly after exiting the bore. Damage caused by the use of subsonic RIFLE or frangible ammunition will not be covered under warranty.

HEAT WARNING: ALTHOUGH THE SUPPRESSOR WILL WITHSTAND FULL-AUTO FIRE, HEAT BUILDUP IS A MAJOR CONCERN. A 30 ROUND MAGAZINE OF FULLY AUTOMATIC FIRE CAN RAISE THE TEMPERATURE OF THE SUPPRESSOR 225 DEGREES FAHRENHEIT ABOVE AMBIENT TEMPERATURE. AT THIS TEMPERATURE, THE SUPPRESSOR CAN CAUSE SEVERE BURNS AND IGNITE FLAMMABLE MATERIALS. ALSO, AFTER 100 ROUNDS OF FULL-AUTO FIRE, THE BORE TEMPERATURE HAS BEEN ELEVATED ABOVE THE MELTING POINT OF LEAD. THIS CAN CAUSE THE BULLET CORE TO SOFTEN OR MELT, CREATING BULLET INSTABILITY AND GREATLY INCREASES THE CHANCE OF CAUSING DAMAGE TO THE SUPPRESSOR.

WARNING! Do not use this Sound Suppressor with water or any other media inside the sound suppressor. This will void your warranty and may cause a dangerous increase in pressures that could damage the suppressor and/or the host firearm or cause serious injury.

CAUTION: Because suppressed firearms make less noise than non-suppressed firearms, it is easy to forget that they are still firearms. It is very important to remember that a suppressed firearm is just as dangerous as a non-suppressed firearm and the same safe handling techniques and practices should be followed.

NOTE: It is possible that with firing the suppressor may become loose, which can cause misalignment. Therefore, it is important that the user periodically check to ensure that the suppressor remains firmly attached to the firearm and the Universal rifle suppressor mount.

WARRANTY:

YHM offers a limited lifetime warranty against defects in material and workmanship. We will repair or replace any YHM sound suppressor free of charge as long as the warranty has not been voided. Any repairs not covered by this warranty will be charged to the owner.

The warranty will be considered null and void and YHM will not cover damage to the sound suppressor and/or host firearm resulting in whole or in part from: Criminal or Negligent use, Misuse, Careless handling, Modifications, Use on a barrel shorter than our stated minimum barrel length, Use of a Crush washer, Peel washer or Anything else that causes misalignment, Use of ammunition that is Defective, Improperly hand-loaded, Reloaded, or Improperly sized for the suppressor, Ordinary Wear and Tear.

YHM PRODUCTS ARE SOLD “AS IS” AND HAVE NO IMPLIED WARRANTIES OF MERCHANTABILITY OR FITNESS FOR A PARTICULAR PURPOSE.

NON-WARRANTY REPLACEMENT

IN THE EVENT THAT A SUPPRESSOR IS DESTROYED BEYOND REPAIR AND OUT OF THE CONFINES OF THE ABOVE MENTIONED WARRANTY, THE CUSTOMER MAY PURCHASE A REPLACEMENT SUPPRESSOR OF THE SAME MODEL FOR 50% OFF MSRP.

ATTENTION:

All of our suppressors are designed and produced with state-of-the-art computerized equipment. We manufacture and inspect them to exacting tolerances. If installed and used according to the specifications within this booklet, a baffle strike is highly unlikely. If a baffle strike was to occur due to a manufacturing defect it would likely happen during the first use of the suppressor. Please be vigilant when using your suppressor and check to ensure that it remains firmly attached to the host firearm.

THE MOST COMMON CAUSES OF BAFFLE STRIKES ARE:

- THE SUPPRESSOR COMING LOOSE FROM THE HOST FIREARM.
- INCORRECT INSTALLATION OF THE MOUNT OR SUPPRESSOR.
- POOR THREADS ON THE HOST FIREARM.
- IMPROPER OR POOR QUALITY AMMUNITION.

IF YOUR SOUND SUPPRESSOR
SHOULD EVER REQUIRE REPAIR,
PLEASE CONTACT YHM PRIOR TO SHIPPING.
THIS WILL HELP US SPEED THE REPAIR PROCESS.

YANKEE HILL MACHINE CO., INC.

412 MAIN STREET

EASTHAMPTON, MA 01027

TOLL-FREE: 1-877-892-6533

FAX: 413-584-1326



YHMachineCo



YHMachineCo



YHMachineCo



YHMachineCo

**REGISTER YOUR
SUPPRESSOR
TO RECEIVE A
FREE T-SHIRT AT**

YHM.NET





412 Main St.
Easthampton, MA, 01027
1-877-892-6533
YHM.net

