



National Survey *of* History Practitioners



This past spring, 3,700 history practitioners told AASLH about their identities, their compensation, and how they feel about their work. As a result, our field now has incredibly detailed data about the history workforce.

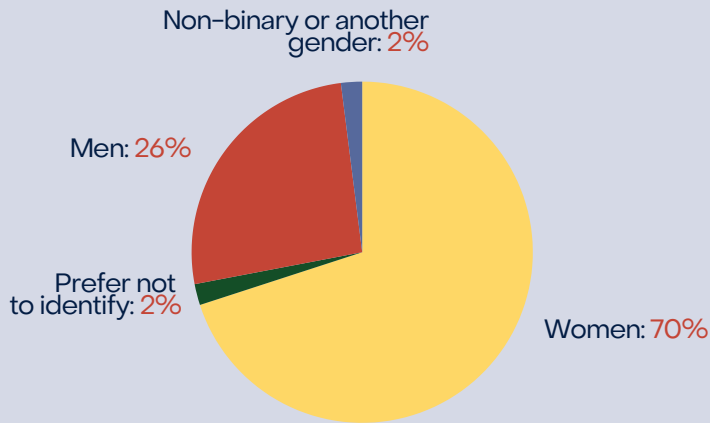
In early 2026, AASLH will begin rolling out a series of publications and programs to share results and spark conversations about next steps.

But first, **here's a preview of what we're finding.**

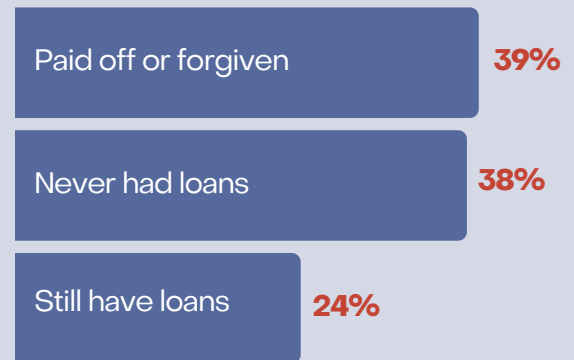


Who works in the history field?

7 in 10 history practitioners are **women**.



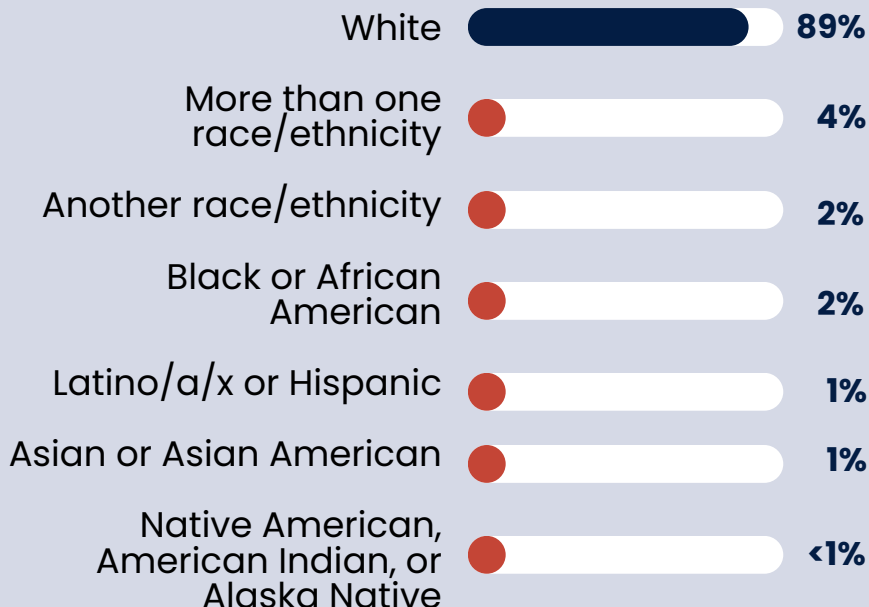
Nearly **one quarter** of the field still **has student loan debt**.



14% of history practitioners identify as a member of the **LGBTQ+ community**.

12% of history practitioners report having a **disability**.

The field lacks racial and ethnic diversity.



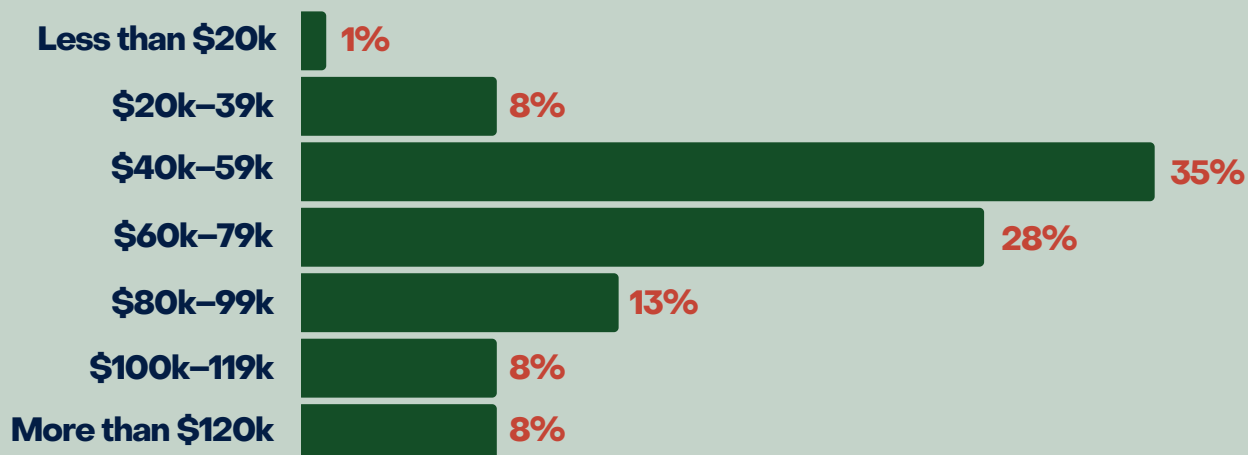
Note: 2% of respondents selected "another race or ethnicity," while fewer than 1% selected "Middle Eastern/North African," "Native Hawaiian or Other Pacific Islander," or preferred not to identify. All of these selections are represented under the "another race/ethnicity" category above.

What's next?

Our survey asked more than a dozen questions about practitioners' identities, backgrounds, roles, and work contexts. This data will allow us to paint a clearer picture of who works in our field. It will also allow us to identify disparities in how people with different identities and backgrounds experience working in our field.

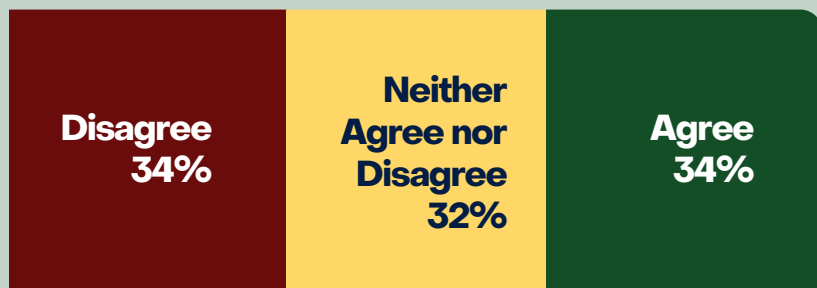
How are history practitioners compensated?

Most full-time staff make **between \$40k and \$80k** per year. Only **8%** make more than **\$120k**.



Men are more likely than women to make more than \$100k per year.

“ I am paid fairly for the work that I do. ”



“ How well does your compensation cover essential living expenses? ”




How do history practitioners feel about their work?

How many history practitioners agree?



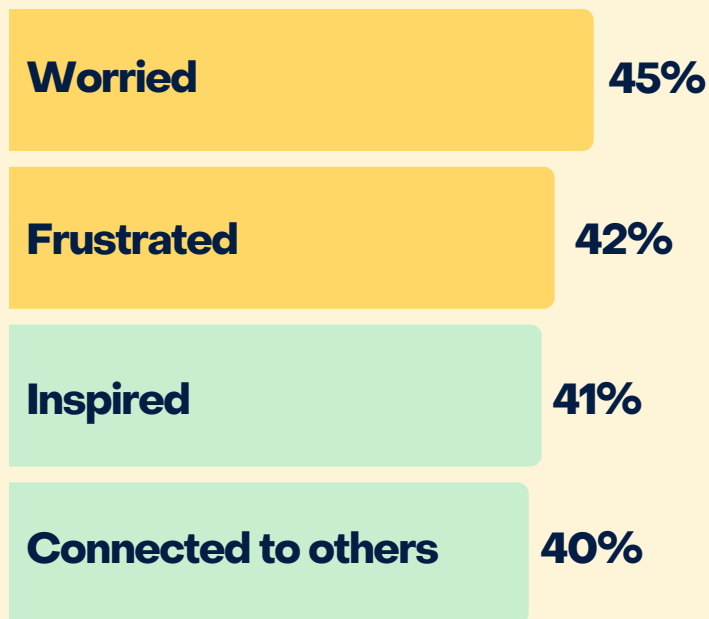
More than 4 out of every 10 practitioners have considered leaving the field over the past 5 years.



Why do people consider leaving? **Low pay, political climate, lack of opportunities for advancement, and burnout.**

Practitioners **feel conflicted** about their work for history organizations.

“Which emotions do you associate with your work?”





This is just the beginning.

In early 2026, AASLH will begin rolling out a series of publications and programs drawn from the National Survey of History Practitioners. This roll-out will include not only a full technical report—complete with crosstabs and statistically significant relationships among variables—but also infographic deep-dives into specific questions, conference sessions, working groups, and a virtual summit.

We look forward to working with practitioners throughout the country in the coming year to understand the survey's findings, consider their implications, and collaboratively plan actions that can help build a stronger, more sustainable field.

This project was supported in part by



With additional support from: **Montana Historical Society**; **Rhode Island Historical Society**; and **Utah Historical Society**.

Data analysis provided by

