

DMT7 Deck Mount Traditional Double Dome + Security Bars w/ Lumira Skylight

Traditional Double Dome with Lumira Options

Size - Width x Length (using Inside Curb Dimensions)	Quantity	Dome Material*	Dome Description and Designation
		Infrared Blocking Acrylic 0.118 over 0.118 Acrylic over 10mm Lumira	Satin Sky2/Clear Acrylic/10mm Lumira (E2L2) Max size 6012 & 7272

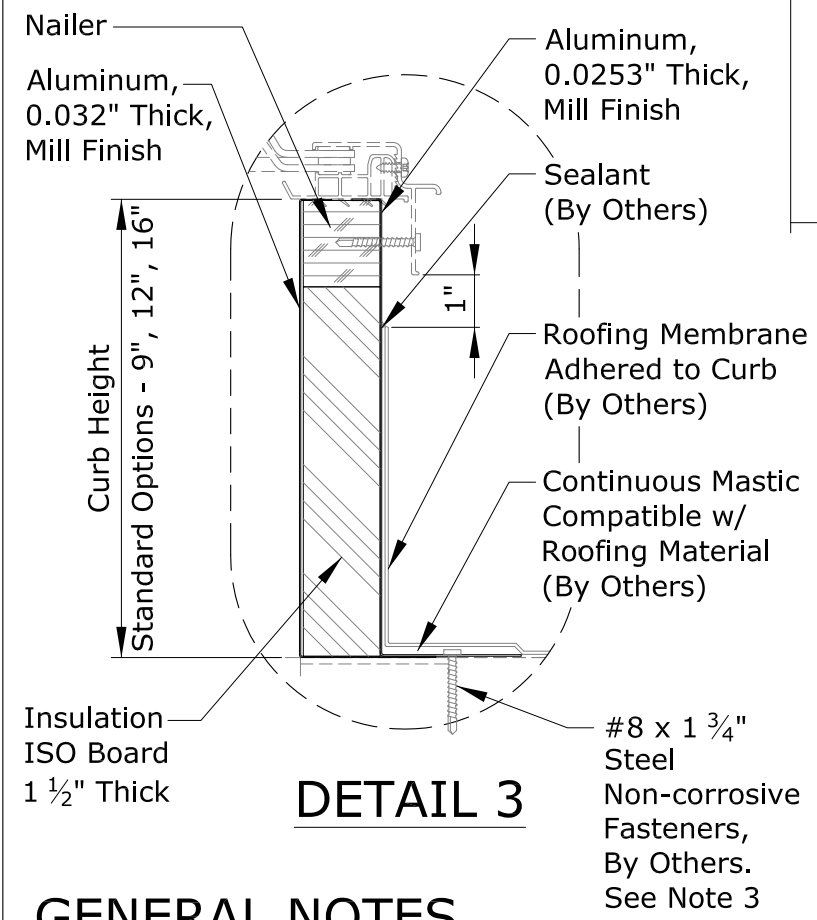
*Note: Dome Material thickness is sheet material's thickness prior to the manufacturing process.

Frame Finish Options

☐ Mill Finish ☐ Neutral Gray Powder Coat

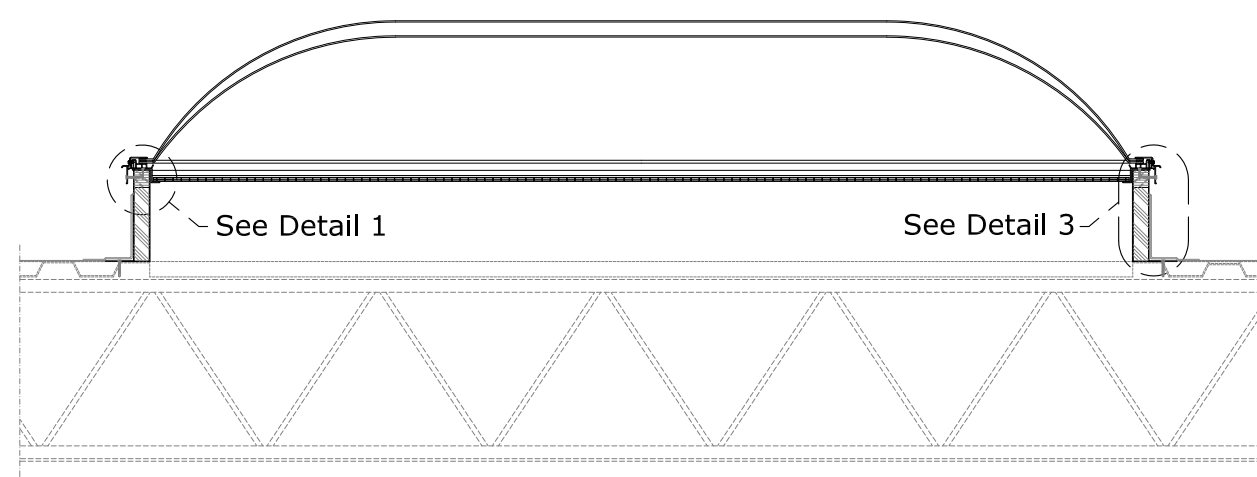
Standard Curb Heights

☐ 9" ☐ 12" ☐ 16"

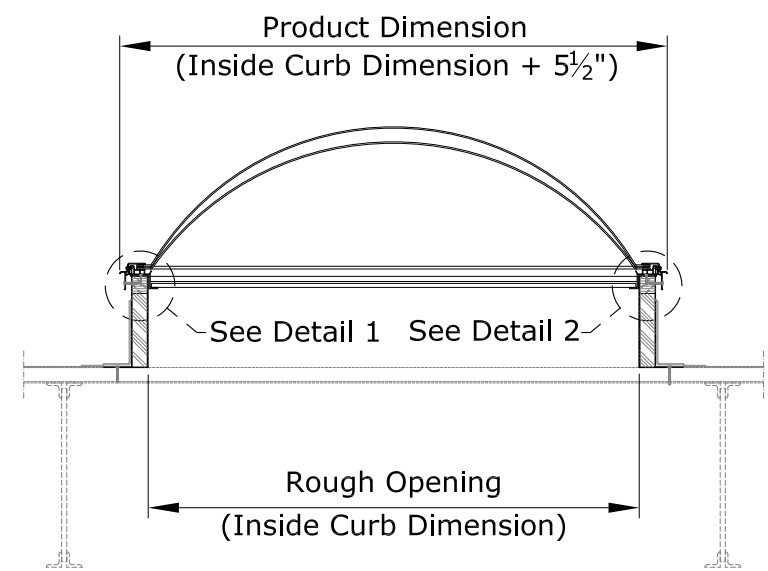


DETAIL 1

DETAIL 2



SECTION A-A




SECTION B-B

GENERAL NOTES

1. This drawing emphasizes the VELUX DMT7 Deck Mount Traditional Double Dome+Security Bars w/ Lumira Skylight. It illustrates a general arrangement layout (plus recommendations) for a VELUX DMT7 installation in a 0-60 degree roof pitch application. VELUX DMT7 skylights are shipped on VELUX curb designs.
2. The architectural/structural design and specifications for the inclusion of a commercial skylight, such as the VELUX DMT7 in any roofing/ceiling application is determined and provided by others. The design criteria includes, but is not limited to design loads, structural configurations, structural framing member sizes and material, architectural finishes and integration with the roofing/ceiling systems of the building. VELUX recommends compliance by all designers and installers with all local and industry specific building codes and guidelines. VELUX assumes no responsibility or liability in the design, construction and performance of a building structure by others.
3. The fasteners securing the curb to the rough opening are provided by others. VELUX recommends #8 x 1-3/4" steel non-corrosive fasteners. The fasteners should be placed in the center of the curb flange 4" from each corner and 12" on center for the length and width of the deck mounted skylight.

This drawing is an instrument of service and is provided for informational use only.



Sky-Global Product Management

VELUX

1418 Evans Pond Road
Greenwood, SC 29649
1-800-88-VELUX
www.VELUXUSA.com

DMT7 Deck Mount Traditional Double Dome + Security Bars w/ Lumira Skylight