

# Washington Depends on Trade with Canada and Mexico



## Supporting Jobs

**319,200**

Washington jobs supported by U.S. trade (exports and imports) with Canada and Mexico in 2023

## Opening Markets

**\$15B**

Washington goods and services exports to Canada and Mexico in 2024

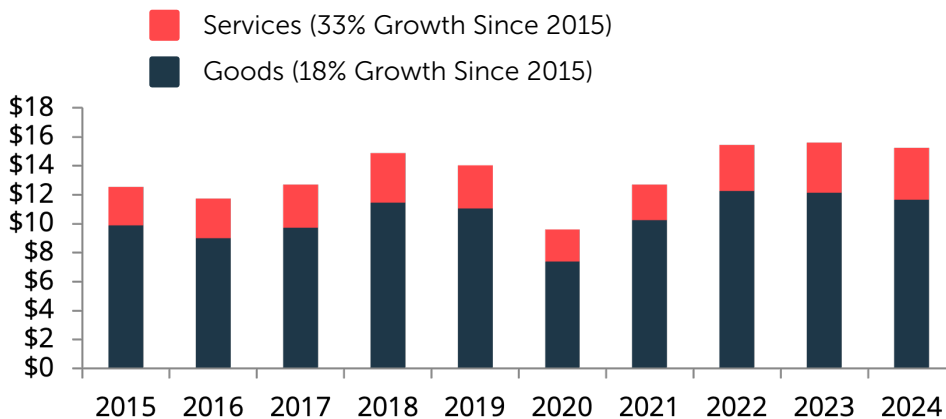
## Adding Value

**85%**

Share of Washington imports from Canada and Mexico used as inputs by U.S. producers in 2024

## Boosting Goods & Services Exports

Washington Exports to Canada and Mexico, Billion Dollars



### Services

\$3.6 Billion in 2024




### Goods

\$12 Billion in 2024

## Sustaining Industry Growth

Share of Washington Exports Globally to Canada and Mexico for Select Sectors, 2024

### Agriculture & Construction Machinery



**88%**

(\$759 million)

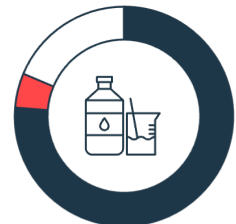
### Converted Paper Products



**87%**

(\$238 million)

### Resins & Synthetic Fibers



**81%**

(\$81 million)